

# NEW ENGLAND PATRIOTS 1979

AFC EASTERN DIVISION CHAMPIONS





**"BETCHA  
CAN'T EAT  
JUST  
ONE"**

LAY'S® is a Registered Trademark of Frito-Lay Inc.

# TABLE OF CONTENTS

## Biographies:

Assistant Coaches .....	7-9
Draft Choices, 1979 .....	38-40
Erhardt, Ron .....	6
Kilroy, Bucko .....	5
Sullivan, William H., Jr. ....	4
Veteran Players .....	10-34

Building the Patriots .....	36
-----------------------------	----

Final 1978 Team Statistics .....	60-61
----------------------------------	-------

Historical Highlights of the Patriots .....	68-69
---	-------

Hotels on the Road .....	52
--------------------------	----

Important NFL Dates, 1979-80 .....	119
------------------------------------	-----

## Listings:

100-Yard Rushing Games .....	73
100 Games Played as a Patriot .....	80
300-Yard Passing Games .....	53
Attendance, Year-by-Year, Home and Away .....	67
Awards, 1978 .....	41
Awards, Post-Season .....	57
Club Directory .....	3
Crowds, Largest .....	70
Extra Points, by Kick .....	73
Field Goals, All-Time .....	74
Field Goals, Year-by-Year .....	74
Head Coaches, Won and Lost .....	9
Interceptors, Top 10 .....	103
Kickoff Returners, Top 20 .....	105
Last Time It Happened .....	80
Leaders, Various Categories, Year-by-Year .....	71-74
Passers, Top 10 .....	103
Points, by Kicking .....	74
Punters, Top 10 .....	105
Punt Returners, Top 20 .....	105
Receivers, Top 30 .....	104
Retired Players .....	112
Rushers, Top 30 .....	104
Scorers, Top 30 .....	103
Scoring, Home and Away Year-by-Year .....	64-65
Won-Lost, Home-Away, Year-by-Year .....	64-65
Top Draft Choices, Year-by-Year .....	80

Media Contacts .....	116
----------------------	-----

## Opponents:

Pre-Season .....	42
Regular Season .....	47-57

Playoff Tie-breaking Procedures .....	118
---------------------------------------	-----

## Records:

Individual, all-time .....	87-95
Defensive Team Records Broken, 1978 .....	117
Team, all-time .....	95-102
Schaefer Stadium, Team .....	106-108
Schaefer Stadium, Individual .....	108-110

## Results:

NFL 1978 Standings .....	112
1978 Game by Game Review .....	69-70
Pre-Season, Team by Team, Year-by-Year .....	43-46
Regular Season, Team by Team, Year-by-Year .....	58-59, 62-66
Pre-Season, Totals, vs. All Opponents .....	41
Regular Season, Totals, vs. All Opponents .....	67

## Rosters:

Coaches, All-Time .....	9
Draft Choices, all-time .....	81-86
First Year Players 1979 .....	38
Patriots, all-time .....	75-79
Veterans, 1979 .....	37

Schaefer Stadium Story .....	111
------------------------------	-----

## Schedules:

NFL, 1979 Complete .....	113-115
Patriots, 1979 .....	2
Statistical Highlights, 1978 .....	35



# New England Patriots 1979 Schedule

(All times local)

## PRE-SEASON

Saturday, Aug. 4	at Atlanta Falcons	7:00 p.m.
Sunday, Aug. 12	LOS ANGELES RAMS	1:00 p.m.
Sunday, Aug. 19	OAKLAND RAIDERS	1:00 p.m.
Friday, Aug. 24	at Denver Broncos	7:30 p.m.

## REGULAR SEASON

Monday, Sept. 3	PITTSBURGH STEELERS	9:00 p.m.
Sunday, Sept. 9	NEW YORK JETS	TBA
Sunday, Sept. 16	at Cincinnati Bengals	1:00 p.m.
Sunday, Sept. 23	SAN DIEGO CHARGERS	1:00 p.m.
Monday, Oct. 1	at Green Bay Packers	8:00 p.m.
Sunday, Oct. 7	DETROIT LIONS	1:00 p.m.
Sunday, Oct. 14	at Chicago Bears	1:00 p.m.
Sunday, Oct. 21	MIAMI DOLPHINS	1:00 p.m.
Sunday, Oct. 28	at Baltimore Colts	2:00 p.m.
Sunday, Nov. 4	at Buffalo Bills	1:00 p.m.
Sunday, Nov. 11	at Denver Broncos	2:00 p.m.
Sunday, Nov. 18	BALTIMORE COLTS	1:00 p.m.
Sunday, Nov. 25	BUFFALO BILLS	1:00 p.m.
Thursday, Nov. 29	at Miami Dolphins	8:30 p.m.
Sunday, Dec. 9	at New York Jets	4:00 p.m.
Sunday, Dec. 16	MINNESOTA VIKINGS	1:00 p.m.

Home games in caps.

**MEDIA INFORMATION** - This media guide has been prepared to assist all members of the media in their coverage of the New England Patriots in 1979. The Media Relations Office is responsible for the content of the guide and is indebted to Ed Brickley, Chief of the Statistics crew, for his research and editing of the records section. Should you require additional information or further assistance from the Patriots' Media Relations Office, please feel free to contact Tom Hoffman or Marita Nunes at (617) 543-7911. Media credential requests should be made in writing to or by calling the Media Relations department no later than noontime Wednesday preceding any home game to insure issuance.

**TRAINING CAMP** - The Patriots training camp at Bryant College marks the fourth consecutive year that the team has trained at the Smithfield, R.I. campus. Telephone numbers at the training camp are: Camp Office - (401) 231-9420, 231-9421; Media Relations (401) 231-7352.



# Patriots Club Directory

Address: Schaefer Stadium, Route One  
Foxboro, Ma. 02035

Telephones: All personnel (617) 543-7911  
Boston number (617) 262-1776

President — William H. Sullivan, Jr.  
General Manager — Francis "Bucko" Kilroy

## BOARD OF DIRECTORS

Charles W. Sullivan (Vice President)	Mrs. Mary M. Sullivan
Miss Mary H. Sullivan (Treasurer)	Walter T. Sullivan
William H. Sullivan, Jr. (President)	Thomas J. White

GENERAL COUNSEL: William Finucane  
ASSISTANT TREASURER: Jeannette Allen

## COACHING STAFF

Head Coach	Ron Erhardt
Ass't Head Coach, Def. Coordinator / Linebackers	Hank Bullough
Offensive Coordinator / Offensive Line	Jim Ringo
Receivers	Raymond Berry
Special Teams	Gino Cappelletti
Defensive Backs	Billy Kinard
Quarterbacks	John Polonchek
Defensive Line	Fritz Shurmur
Running Backs	Tom Yewcic
Coaches Administrative Aide	Rick Buffington

## ADMINISTRATIVE STAFF

President	William H. Sullivan, Jr.
General Manager	Francis "Bucko" Kilroy
Assistant General Manager	Patrick Sullivan
Director of Marketing	Miceal Chamberlain
Director of Media Relations	Tom Hoffman
Ticket Manager	John Fitzgerald
Stadium Manager	John Mohan
Business Manager	Jim Valek
Trainer	Tom Healion
Assistant Trainer	Mark Hanak
Equipment Manager	George Luongo
Assistant Equipment Manager	Don Brocher
Director, College Scouting	Mike Holovak
Director, Pro Scouting	Bill McPeak
Personnel Assistant	Tom Boisture
Personnel Assistant	Mike McCarthy
Administrative Asst. to G. M.	Judy Quimby
Administrator, Player Personnel	Nancy Bagley
Assistant Ticket Manager	Kevin Fitzgerald
Assistant Ticket Manager	Ralph Hartke
Admin. Aide to Gen. Mgr.	Barry Stewart
Orthopedic Consultant	Donald Akikie, M.D.
Assoc. Team Physician	John B. Cadigan, M.D.
Assoc. Team Physician	Brendan Crotty, M.D.
Team Dentist	Bill Lenkaitis, D.D.S.
Radiology Consultants	Chestnut Hill Radiologic Associates, Inc.
Game Films	Ken Alexander
Team Photographer	Tom Croke
Entertainment Director	Peter Siragusa

SECRETARIAL STAFF: Patti Del Grasso (Player Personnel), Betty Hall (Stadium Manager), Helen Igo (Player Personnel), Debbie Katuschyk (Coaches), Evelyn McDonough (Asst. Gen. Mgr.), Marita Nunes (Media Relations), Cindy O'Brien (Coaches), Marie Paster (Business Office), Lisa Walker (Receptionist).

STADIUM OPERATIONS: Ed Bayley, Kevin Cave, Ray and Edith Meyers.

# WILLIAM H. SULLIVAN, JR.

## PRESIDENT

Until 1959 New England had been a graveyard for more than a half dozen professional football teams. William H. "Billy" Sullivan, Jr. changed that.

On November 18, 1959, Billy was awarded the eighth franchise in the fledgling American Football League. He has made an indelible impact on the nation's No. 1 sport since that great day. He did get a team on the field. From 1961 to 1964 he was President of the AFL and served on the television committee that authored a \$36 million contract with NBC to guarantee survival of the young league. He was a key member of the AFL's team that hammered out the merger format with the NFL, he still serves as a director of both NFL Properties and Films.



Since starting his love affair with pro football, Billy has travelled through many valleys and over many peaks. By undaunted determination and a boundless capacity for hard work, he kept the Patriots alive until locating the team in its present 61,279-seat Schaefer Stadium home, and assumed full control of the franchise by purchasing 88 percent of

the voting stock on Nov. 17, 1975 and all of the non-voting stock on Dec. 8, 1976.

Billy graduated from Boston College in 1937, served as Publicity Director at his alma mater from 1938-1940. In 1941 he went to Notre Dame as special assistant to the Director of Athletics. After a hitch on the staff of the U.S. Naval Academy, he joined the Boston Braves baseball team as Director of Public Relations in 1946. During his six-year tenure with the Braves he conceived the "Jimmy Fund" that has since grown to be an internationally known cancer research program studying leukemia in children.

In 1955 he joined Metropolitan Petroleum Co. and became President of the company in 1958. Billy continued his rise in the corporate world twenty years later when he was promoted to the high executive capacity of vice-president of the parent Pittston Company, one of the nation's giants in the field of energy. And, although no one can figure out how he does it, Billy also serves on the Board of Directors of a dozen or more major businesses, banks and charities.


Whether it's the oil business or the Patriot fortunes in the NFL, Billy Sullivan has the same, unwavering philosophy, "The best is yet to come."

# BUCKO KILROY

## GENERAL MANAGER

One of the NFL's living legends, Francis Joseph "Bucko" Kilroy will rely on 37 years as a player, coach and administrator in the NFL as he embarks upon his newest assignment — General Manager of the Patriots.

Bucko spent most of his first forty years in his native Philadelphia, where he was born on May 21, 1921. After establishing himself as one of Philly's premier schoolboy athletes, he departed for South Bend and a short stay at Notre Dame. It wasn't long before he returned to Philly and Temple University where he became one of the greatest linemen in the school's history. For his efforts on the collegiate gridiron, Bucko was inducted into the Temple Hall of Fame in 1976.



Following his standout career at Temple, he entered the pro ranks in 1943 as a member of his hometown Philadelphia Eagles. Bucko was an iron man as an Eagle player, once running up a 146 consecutive game playing streak while playing 13 straight seasons (1943-55). The all-Pro offensive guard (1947-49) and all-Pro middle guard (1952-54) was selected to the NFL's all-decade team for the 1940's and was inducted into the Helms Hall of Fame.

Bucko made a gradual entry into the coaching ranks, first serving three years as a player/coach before becoming the Eagle's fulltime defensive line coach for six seasons (1956-61). In addition to coaching, Bucko also served as player personnel director, making him one of the original five talent scouts in the NFL.

In 1962, Bucko assumed the position of director of player personnel for the Washington Redskins. After the 1965 season, he left the nation's capital to join the Dallas Cowboys scouting staff as a "super scout." During Bucko's five year (1966-70) tenure at Dallas, the Cowboys won five straight divisional championships, a worthy indication of his impact on the team's scouting success.

Due to his fine reputation as a talent scout, Bucko was offered, and accepted, the opportunity to become the Patriots player personnel director under then General Manager Upton Bell. He faced the monumental challenge of revamping and revitalizing a scouting department that had little success in prior years. Under his direction, the Patriots scouting department became one of the NFL's finest, and was a major contributor to the Patriots upsurge that brought them their first playoff appearance in 13 years (1976). Whether it be at the drafting tables, negotiating trade agreements or helping to pluck players like Gray, Bishop, Lenkaitis and Jordan from the waiver wire, Bucko has shown a Midas touch for identifying pro talent and building a winning team.

By far the most worthy candidate available to fill the Patriots GM vacancy, Bucko was appointed to his new position on April 6, 1979. In conjunction with the announcement, Ron Erhardt was named head coach, a decision Bucko assisted owner Billy Sullivan in making and one he felt vital to insure the Patriots ongoing success on the field.

Having developed a reputation as an excellent organizer and talent hunter extraordinaire, Bucko will stress his philosophy to "leave no stone unturned" as he directs the Patriots organization in its effort to become the best in the NFL.



# RON ERHARDT

## HEAD COACH

On April 6, 1979, Ronald Peter "Ron" Erhardt was granted the opportunity by Patriots owner Billy Sullivan to fulfill the dream of his life — the chance to become a head coach in the NFL. Having paid his dues as a high school and collegiate coach, as well as having spent six years as a pro assistant, he eagerly accepted the responsibility to direct the Patriots squad.

Born February 27, 1932 in Mandan, (N.D.), Ron earned all-State honors in both football and basketball at Mandan H.S. He then enrolled at Jamestown (N.D.) College, where he was an all-conference quarterback and three time letterman in football, basketball and baseball. After graduation in 1953, he served three years in military service.

Ron initiated his coaching career as an assistant at Williston (N.D.) H.S. in 1956, and later served as head coach at St. Mary's H.S. (New England, N.D.) from 1957-59 and at Bishop Ryan H.S. (Minot, N.D.) from 1960-62. His 1962 Bishop

Ryan squad was tabbed as the state's best and in six years as a high school head coach Ron fashioned an impressive 45-9-2 record.


Moving into the collegiate ranks, Ron joined the North Dakota State staff under Darrell Mudra as defensive line coach and defensive coordinator in 1963. He was promoted to head coach and assistant athletic director in 1966 and later served as athletic director before leaving NDSU in March, 1973.

As the Bison's head coach, Ron bettered his high school coaching record, compiling a seven year regular season record of 58-6-1 and a 3-1-0 slate in post season play. Included among his record setting accomplishments at NDSU was a three year unbeaten and untied streak, followed by an 8-0-1 record in 1970 that ran his squad's four year total to 35-0-1. His 1968 and 1969 squads won the national College Division championship titles and his seven year winning percentage of .884 ranks him as one of the winningest coaches ever in College Division football.


Ron entered the pro coaching ranks in 1973 as the Patriots offensive backfield coach. Upon the departure of Red Miller to Denver in early 1977, Ron was promoted to offensive coordinator of the club.

Nicknamed "Fargo" for his North Dakota heritage, the affable Erhardt wasted little time in directing the Patriots offense in attaining the NFL's best team rushing record ever, an output of 3,165 yds. in 1978. His offensive troops also led the entire NFL in total team offense with an average of 372.8 yds. per game.


Ron has already become a hit with fans and the media alike for his openness and quick wit, while he has also earned the respect of each Patriot player for his technical expertise, easy teaching manner and commitment to winning. He promises to mold a team reflective of his own personality — one that is exciting and wide open — and to continue his winning tradition as a head coach, this time in the NFL.




# PATRIOTS COACHING STAFF




**Hank Bullough**  
Coordinator / Linebackers




**Jim Ringo**  
Coordinator / Off. Line




**Raymond Berry**  
Receivers



**Gino Cappelletti**  
Special Teams




**Billy Kinard**  
Def. Backs




**John Polonchek**  
Quarterbacks



**Fritz Shurmur**  
Def. Line



**Tom Yewcic**  
Off. Backs



**Rick Buffington**  
Admin. Aide

# ASSISTANT COACHES

## **HANK BULLOUGH**

**Michigan State**

### **Ass't Head Coach, Defensive Coordinator/Linebackers**

Born 1-24-34 at Scranton, Pa. . . . Begins his second year coaching linebackers after five years directing defensive line . . . was linebacker coach for Colts before joining Pats in 1973 . . . spent 11 years on Michigan St. staff starting under Duffy Daugherty in 1959 . . . played guard for Packers in '55 & '58 with two years military hitch in between . . . defensive tackle at MSU from 1952-54 on the same club as Tom Yewcic.

## **JIM RINGO**

**Syracuse**

### **Offensive Coordinator/Offensive Line**

Born 11-21-32 at Orange, N.J. . . . Named offensive coordinator after Ron Erhardt moved to head coaching spot . . . immediately earned the respect of the Pats linemen when he joined the club in 1978 . . . 10 time Pro Bowler as center and captain of Packers for eight . . . began pro coaching with Chicago (1969-71) and moved to Buffalo (1972-77) where he was named head coach midway thru 1976 season.

## **RAYMOND BERRY**

**Southern Methodist**

### **Receivers**

Born 2-27-33 at Corpus Christi, Texas . . . A Hall of Famer (1973) who ranks as one of the game's all-time great receivers . . . as a Baltimore Colt for 13 years (1955-67), he was prime target of Johnny Unitas, amassing career totals of 631 receptions for 9275 yds. and 68 TD's . . . ranks third (at start of the 79 season) on Hall of Fame's All-Time Receivers list . . . coaching career started at Dallas (1968-69) with stops at Arkansas (1970-72), Detroit (1973-75) and Cleveland (1976-77) . . . second year with Patriots.

## **GINO CAPPELETTI**

**Minnesota**

### **Special Teams**

Born 3-26-34 at Keewatin, Minn. . . . His joining the Pats in May, 1979 hailed by many . . . played in 153 games for the Patriots (1960-70) setting many club and AFL records . . . led Pats in scoring for ten straight seasons (1960-1969 . . . spent past seven years as color commentator along with Gil Santos on WBZ Radio coverage of Pats . . . signed as a free agent defensive back off a Minneapolis sandlot in 1960 to start pro grid career.

## **BILLY KINARD**

**Mississippi**

### **Defensive Backs**

Born 12-16-33 at Jackson, Miss. . . . Came to Patriots in 1979 after one year stint as head coach at Gardner-Webb (N.C.) College . . . Cleveland Brown draftee in 1956, playing there one year, Green Bay (1957-58) and Buffalo (1960) . . . head coach at Daytona Beach H.S. (1959) . . . collegiate coaching career includes Auburn (1961-63), Florida (1964-66), Georgia (1967-69) and Arkansas (1970) . . . headed alma mater Ole Miss three years (1971-73) turning in a 10-2-1 record his first year . . . entered pro coaching ranks at Green Bay (1974-75) before shifting to Cleveland (1976-77).

## **JOHN POLONCHEK**

**Michigan State**

### **Quarterbacks**

Born 1-1-28 at Granastov, Czechoslovakia . . . Another MSU alum, he was a Spartan DB-RB four years (1946-49) . . . grad. asst. under Dan Devine at MSU before military service (1952-55) . . . went back to MSU on Duffy Daugherty's staff (1956-58) prior to coaching offensive backs at Colorado (1959-61) . . . spent next five years as business man and as part time scout for N.Y. Jets, then joined Oakland as offensive backs coach (1967-71) . . . receivers coach at Green Bay (1972-74) before coming to Pats in 1975.

## **FRITZ SHURMUR**

**Albion**

### **Defensive Line**

Born 7-15-32 at Riverview, Mich. . . . After graduation in 1954, coached at Albion (1954-61) until moving to Wyoming (1962-74) where he was head coach last five years there . . . moved to hometown Detroit Lions for three seasons (1975-77) as defensive coordinator and line coach . . . second year on Patriots staff . . . son Scott was a Tulsa teammate of 4th round draft choice (1979) Eddie Hare.

## **TOM YEWIC**

**Michigan State**

### **Offensive Backs**

Born 5-9-33 at Conemaugh, Pa. . . . Impressive career for Spartans included quarterbacking 1954 Rose Bowl win over UCLA and being tabbed a two-time, two sport All-American . . . spent four years in Detroit Tigers organization as a catcher . . . played with Toronto Argonauts in 1960 and then joined Pats as punter and QB from 1961-66 . . . Pats backs coach 1967-68, college coach (1969-72) and head coach for NE Colonials (1973) before returning to Pats in 1974 . . . moves to offensive backfield this season after directing special teams.



## RICK BUFFINGTON Coaches Administrative Aide

Brigham Young

Born 4-16-45 at Fall River, Mass. ☼☼☼ Becomes staff administrative aide this season after joining scouting dept. in June 1978 . . . standout at Durfee H.S. in Fall River (1960-62) . . . played with numerous semi-pro clubs in New England area before becoming Head Coach and General Manager of Attleboro Kings (EFL) where he turned in 37-14-1 record . . . worked as part time scout for N.Y. Jets before coming to Patriots.

## HEAD COACHES RECORDS

Coach	Seasons	Years	W-L-T Record	Pct.
LOU SABAN	1½	1960-61	7-12-0	.368
MIKE HOLOVAK	7½	1961-68	53-47-9	.530
CLIVE RUSH	1½	1969-70	5-16-0	.238
JOHN MAZUR	2	1970-72	9-21-0	.300
PHIL BENGTON	½	1970	1- 4-0	.200
CHUCK FAIRBANKS	6	1973-78*	49-39-0	.557

\*Fairbanks was under suspension for 12-18-78 game against Miami, won by Dolphins 23-3. Erhardt & Bullough served as acting co-head coaches and this loss is not included in Fairbank's record.

## ALL-TIME COACHES ROSTER

Name	Position	Total Years	Years of Service
Beatty, Bruce	Offensive Line	4	1969-1972
Bengtson, Phil	Head Coach (Int.)	½	1972
Berry, Raymond	Receivers	1	1978
Brune, Fred	Defensive Backfield	2	1962-1963
Bullough, Hank	Defensive Line	6	1973-1978
Campbell, Marion	Defensive Line	2	1962-1963
Collier, Joel D.	Defensive Backfield	2	1960-1961
Dotsch, Rollie	Outside Linebackers	2	1975-1976
Elias, Bill	Defensive Backfield	2	1969-1970
Erhardt, Ron	Offensive Backfield	6	1973-1978
Evans, Dick	Defensive Line	2	1971-1972
Fairbanks, Chuck	Head Coach	5	1973-1977
Fletcher, Tom	Defensive Backfield	2	1971-1972
Gibson, Claude	Defensive Backfield	1	1968
Holovak, Mike	Offensive Backfield	1½	1960-1961
	Head Coach	7½	1961-1968
Loudd, Rommie	Linebackers	1	1966
McLaughlin, Leon	Offensive Line	1	1977
Mazur, John	Offensive Backfield	1½	1969-1970
	Head Coach	2	1970-1972
Meyer, John	Linebackers	4	1969-1972
Miller, Red	Offensive Line	6	1960-61, 73-76
Nelsen, Bill	Quarterbacks	2	1973-1974
Perkins, Ray	Receivers	4	1974-1977
Polonchek, John	Quarterbacks	4	1975-1978
Richardson, Jesse	Defensive Line	5	1965-1969
Ringo, Jim	Offensive Line	1	1978
Rush, Clive	Head Coach	1½	1969-1970
Rutigliano, Sam	Off. Backs-Receivers	3	1971-1973
Saban, Lou	Head Coach	1½	1960-1961
Shurmur, Fritz	Defensive Line	1	1978
Smith, Jerry	Defensive Line	2	1960-1961
Spinney, Art	Offensive Line	7	1962-1968
Stoltz, Jerry	Receivers	4	1969-1972
Sumner, Charlie	Linebackers	6	1973-1978
Taseff, Carl	Defensive Backfield	1	1964
Valek, Jim	Special Teams	3	1973-1975
Walker, Dick	Defensive Backs	1	1977
Weaver, Larrye	Defensive Backfield	4	1973-1976
Weber, Chuck	Def. Line/ Backfield	4	1964-1967
Yewcic, Tom	Off. Backs/ Spec. Teams	6	1967-68, 75-78

# VETERANS' BIOGRAPHIES

## **JULIUS THOMAS ADAMS**

**6-4, 263**


**Texas Southern**

**DE**


**9th Yr. (D-2, 71)**

Born 4-26-48 at Macon, Ga. . . . shoulder injury forced him to the injured reserve list after home opener against Washington in 1978 . . . great collegiate career at Texas Southern where he started for four years, earned All Conference honors twice . . . outstanding rookie campaign in 1971 included AP defensive lineman of the week honors (12-5-71) and UPI All- Rookie Team berth . . . led Patriots with 7½ sacks in 1974 while being rated as one of the top defensive linemen by Pro Quarterback Magazine . . . versatile athlete who has started at three positions for Pats-DE, DT and LB . . . returned from foot injury in '75 (nine games) to spearhead defensive line's major contribution to Pats 1976 turnaround season . . . tops of defensive linemen in '76 for most plays (875), most tackles (47½) and added six sacks, twelve pressures . . . '77 was even more impressive when he led Pats to No. 1 ranking among AFC defensive units with 9½ sacks, including 4½ against Atlanta (12-4-77) in a homecoming performance . . . started all 14 games in '77, leading defensive linemen again in total plays (841) while contributing 43 tackles.


PRO STATS: Fumble Recoveries: '71-1, '73-1; Blocked PAT: '74-1; Games played: 1971-14, 1972-11, 1973-14, 1974-14, 1975-9, 1976-14, 1977-14, 1978-1.



Julius Adams



Sam Adams



Doug Beaudoin

## **SAM EDWARD ADAMS**

**6-3, 260**

**Prairie View**

**G**

**8th Yr. (W-Dallas, 71)**

Born 9-20-48 at Jasper, Texas . . . an important but largely unheralded member of Pats offensive line that paved way for No. 1 rushing offense in NFL last season . . . consistent performer who has started 69 of 72 games since becoming a Patriot . . . after starting role at Prairie View for three years, Rams picked in '70 supplemental draft . . . released by Rams, then signed with Dallas before coming to Pats prior to the '71 season . . . moved to cab squad for '71 . . . started seven games at guard in '72 . . . '73 season found Sam playing tackle (both sides), starting eight times while performing in 12 games . . . post-season '73 knee surgery was a success and he returned in '74, shifting to right guard . . . while he was at starting guard, Pats were NFL's second best rushing club in '76 and AFC's third best in '77.

PRO STATS: Fumble Recoveries: '72-1, '77-1; Games played: 1972-7, 1973-12, 1974-14, 1975-13, 1976-14, 1977-14, 1978-16.

## **DOUGLAS LEE (DOUG) BEAUDOIN**

**6-1, 190**

**Minnesota**

**S**

**4th Yr. (D-9, 76)**

Born 5-15-54 at Dickinson, N.D. . . . moved into starting strong safety role for 13 games in '78 when Prentice McCray developed knee troubles . . . turned in solid performance with 49 tackles and three interceptions, including two in big 33-24 win over Miami . . . capable performer on special teams since rookie season . . .

played in nine games rookie year before illness shelved him for last three games of the season . . . four year varsity starter at Minnesota . . . was a RB as freshman (513 yds. rushing, 4 TD's) and played free safety final three seasons . . . team interception leader with 4 steals as a soph . . . 2nd team All-Big Ten honors in '75 . . . North Dakota's high school "Athlete of the Year" in '72 at Jamestown (N.D.) High . . . two sport (football, basketball) All-State and All-American as a high school senior.

PRO STATS: Fumbles: '76-1; KO returns: 4 for 73 yds. in '77; Punt returns: one for 0 yards in '77. Games played: 1976-9, 1977-11, 1978-16.

## **RICHARD ALLEN (DICK) BISHOP**

**6-1, 260**


**Louisville**

**NT/DE**


**4th Yr. (FA, 76)**

Born 3-23-50 at Cleveland . . . a proven performer who had his best season in '78 when moved to DE after Julius Adams was placed on injured reserve . . . led Pats in pressures (27), second in sacks (7) and third in tackles (75) . . . named by Pats' coaches as most valuable lineman-Jim Lee Hunt Memorial Award — and 1976 Fan Club Unsung Hero Award winner . . . started his stellar '78 season with an overpowering performance against All-Pro Tackle Art Shell of Oakland . . . topped DL with 15 pressures in '77 as defensive unit was tops in AFC . . . pro career was off to a whirlwind start as he was one of Bengals' final cuts in '74 . . . regular performer in '75 and '76 with CFL entries at Hamilton and Ottawa . . . resigned with Bengals as free agent and waived in pre-season 1976 . . . signed as free agent with Patriots on 9-5-76 . . . played in opener vs. Baltimore, waived next day, resigned five days later and played in final 13 games . . . active in N.E. area Special Olympics.


PRO STATS: Fumble Recoveries: '76-2, '77-1, '78-2; Games played: 1976-14, 1977-12, 1978-16.



**Dick Bishop**



**Greg Boyd**



**Pete Brock**

## **GREGORY EARL (GREG) BOYD**

**6-6, 275**

**San Diego State**

**DE**

**3rd Yr. (D-6, 76)**

Born 9-15-52 at Merced, California . . . broken ankle in training camp forced Greg to sit out '78 pre-season and hobbled him for most of '78 regular slate . . . placed on injured reserve after 13th game . . . had 11½ tackles and two sacks in 1977 . . . sat out entire '76 season with knee injury . . . nicknamed "Too Strong" by teammates for his ability to bench press in the 450-500 lbs. range . . . did not play football while at Fresno Edison H.S. but began grid career at Fresno J.C. . . . became part time starter in 1974 at S.D. State before gaining full time starting role as Aztec's DE in 1975.

PRO STATS: Games played: 1976-0, 1977-13, 1978-13.

## **PETER ANTHONY (PETE) BROCK**

**6-5, 260**

**Colorado**

**C**

**4th Yr. (D-1b, 76)**


Born 7-14-54 at Portland, Oregon . . . valuable asset on the Pats offensive line where he can play at any position - OC, OG, OT and TE . . . not only does Pete perform as a TE in three TE offense, he snaps for FG, PAT and punts . . . in the absence of John Hannah in




1977, he got the starting nod at left guard . . . as a rookie, caught TD pass vs. Jets as a TE and was dubbed "Deep Threat" by teammates . . . along with Tim Fox, was one of two players chosen with San Francisco first round ('76) picks dealt to Pats in Plunkett trade . . . second offensive lineman, 12th player picked in '76 draft . . . consensus All-American and co-captain his senior year for Colorado . . . prep All-American for Jesuit H.S. in Beaverton, Oregon.  
**PRO STATS:** Fumble Recoveries: '76-1; Receptions: '76-one for six yds. (TD); Games played: 1976-14, 1977-14, 1978-16.

**SIDNEY LOUIS BROWN** **CB**  
**6-0, 186** **Oklahoma** **2nd Yr. (D-3, 77)**


Born 1-27-56 at New Orleans . . . pre-season knee injury forced him to sit out rookie year but he returned in 1978 to provide capable backup support to secondary . . . important special teams player . . . had 114 career tackles at Oklahoma, leading the Sooners in stops his junior year, and finishing second in that dept. as a soph.  
**PRO STATS:** Games played: 1977-0, 1978-16.



Sidney Brown



Don Calhoun



Matt Cavanaugh

**DONALD C. (DON) CALHOUN** **RB**  
**6-0, 212** **Kansas State** **6th Yr. (FA, 75)**

Born 4-29-52 at Muskogee, Oklahoma . . . nicknamed "Houn" by teammates, he is quiet off the field but an explosive runner on the field . . . had 391 yds. on 76 carries in '78 including longest run from scrimmage, a 73 yarder vs. St. Louis (9/10/78) . . . '77 was his best season as a pro as he ranked ninth among AFC rushers . . . established his great running ability in '76 playoff drive, turning in four consecutive games with over 100 yds., including 177 yds. vs. Denver, third best rushing day in club history . . . Buffalo's 10th round choice in '74, played all 14 games that year for Bills and first six in '75 before being waived . . . signed as free agent with Pats 11/22/75 and played final five games . . . ironically, he caught Pats longest pass of the season, a 62 yarder from Grogan, vs. Buffalo . . . college teammate of Grogan's at K-State . . . gained 1300 yards as HB-FB during his varsity career for Wildcats.

**RUSHING**

Year	Club	G	Att.	Yds.	Avg.	Lg.	TD
1974	Buffalo	14	21	88	4.2	15	0
1975	Buff/Pats	11	42	184	4.4	38t	1
1976	Patriots	14	129	721	5.6	54	1
1977	Patriots	14	198	727	3.7	25	4
1978	Patriots	14	76	391	5.1	73	1
Totals	5 years	67	466	2111	4.5	73	7

**RECEIVING**

Year	Club	G	No.	Yds.	Avg.	Lg.	TD
1974	Buffalo	14	2	10	5.0	—	0
1975	Buff/Pats	11	5	111	22.2	—	1
1976	Patriots	14	12	56	4.7	12	0
1977	Patriots	14	13	152	11.7	47	0
1978	Patriots	14	3	29	9.7	15	0
Totals	5 Years	67	35	358	10.2	47	1

**MATTHEW ANDREW (MATT) CAVANAUGH** **QB**  
**6-1, 210** **Pittsburgh** **2nd Yr. (D-2, 78)**

Born 10-27-56 at Youngstown, Ohio . . . highly considered competitor who suffered knee damage prior to draft, leading to his being chosen 50th in draft . . . surgery corrected problem which prohibited him from seeing action in 1978, although he was active for all games . . . record laden career for Panthers includes most passing TD's in a game (5 vs. Duke-'76) most TD passes in season (15 in '77), most career TD passes (31), total offense him in one game (370 yds. vs. Duke '76) . . . wrist injury senior year sidelined him for only three weeks, then returned to lead Pitt over Clemson in Gator Bowl (23-36-378-4 TD's) and gained MVP honors . . . year before, broke his leg but returned in one month to steer team to National Championship and Sugar Bowl win over Georgia where he was game MVP.

OTHER STATS: Games played: 1978-0.

**RAYMOND DE WAYNE CLAYBORN** **CB**  
**6-1, 190** **Texas (Austin)** **3rd Yr. (D-1a, 77)**

Born 1-2-55 at Fort Worth . . . earned starting role in all 16 games in '78 . . . stole four passes for 72 return yds. and was 10th ranked KO returner in AFC . . . broke into NFL with a sensational rookie year performance . . . was named to Pro Football Weekly's all-Pro and all-AFC teams as KO returner . . . also awarded Armour Hot Dog Award for his 101 yd. KO return, longest of the season in the NFL . . . set five and equalled one club kickoff record in first year . . . was tops in NFL for KO return TD's (3) and KO return avg. (31.0 yds.) . . . His return yardage total of 869 was second in both AFC and NFL . . . the speedy and rangy Longhorn alum was the 16th player chosen in '77 draft, a choice coming to Patriots in Plunkett trade with San Francisco . . . versatile athlete at Texas (football and track) who recorded electronic timing of 9.46 in the 100, 21.7 in 220 . . . as a sophomore running back, picked up 209 yds. on 74 carries, 23 yds. in receiving and 5 TD's . . . switched to secondary for final two years and turned in six interceptions, 23 blocked passes . . . registered over 1000 yds. — 477 on punts, 582 on kickoffs — as a return specialist and set Longhorn mark of 35 punt returns in 1976 . . . dashed for 95 yd. KO return and TD vs. BC in 1974 . . . had TD punt returns of 64, 65 and 85 yds.

**INTERCEPTIONS**

Year	Club	G	No.	Yds.	Avg.	Lg.	TD
1977	Patriots	14	—	—	—	—	—
1978	Patriots	16	4	72	18.0	44	0
Totals	2 Years	30	4	72	18.0	44	0

**KICKOFF RETURNS**

Year	Club	G	No.	Yds.	Avg.	Lg.	TD
1977	Patriots	14	28	869	31.0	101t	3
1978	Patriots	16	27	636	23.6	60	0
Totals	2 Years	30	55	1505	27.0	101t	3

OTHER STATS: Fumbles: '77-1; Fumble Recoveries: '78-1; Games played: 1977-14, 1978-16.

**KEM THORPE COLEMAN** **ILB**  
**6-2, 243** **Mississippi** **1st Yr. (D-6, 78)**

Born 8-3-56 at Lanett, Ala. . . . pre-season knee injury added him to the Pats long injured reserve rolls for '78 . . . the two-time all SEC second team selection started 40 of 44 games in four years at Ole Miss . . . career totals included 253 tackles, 165 assists, 14 sacks and five fumble recoveries.

PRO STATS: 1978-0.


**RICHARD RAYMOND (DICK) CONN****S****6-0, 180****Georgia****6th Yr. (FA, 75)**

Born 1-9-51 at Louisville, Kentucky . . . has a knack for always being where the ball is, that's why teammates tabbed him as special teams captain . . . capable fifth defensive back . . . was runnerup in tackle department with 13 on special teams in '77 . . . signed as free agent 11-26-75 to join college teammate Andy Johnson . . . began as a free agent in '74 with Pittsburgh, appearing in Super Bowl IX on special teams and as fifth DB . . . waived in 1975 training camp and spent time with Jacksonville of WFL before league folded . . . joined the Bill Lenkaitis-Randy Vataha racquetball club staff in '79 off-season.

**PRO STATS:** Punt Returns: '74-10 for 69 yds., '78-one for 2 yds.; Kickoff returns: '74- one for 34 yds., '76-two for 29 yds., '78-one for 26 yds.; Games played: 1974-12, 1975-13, 1976-13, 1977-14, 1978-15.



Ray Clayborn



Dick Conn

**STEPHEN PAUL (STEVE) CORBETT****G****6-4, 255****Boston College****2nd Yr. (D-2a, 74)**

Born 8-11-51 at Dover, N.H. . . . missed the past two seasons after retiring from pro ranks 7/21/77 . . . having been granted preliminary medical clearance for his chronic neck problems, Steve hopes to make a comeback in pro football . . . after being the Patriots first pick in 1974 draft (Pats did not have a first round selection), he was sidelined for season as the result of a training camp injury . . . returned to play in all 14 games of 1975, mostly on special teams . . . another pre-season injury sidelined him for 1976 . . . continued neck problems forced him to retire at start of 1977 camp . . . started two years at guard for Eagles before switching to center as a senior and being named to Sporting News and Time magazine first team all-America squads.

**PRO STATS:** Games played: 1975-14.

**RAY CHARLES COSTICT****ILB****6-0, 218****Mississippi State****3rd Yr. (D-11, 77)**


Born 3-19-55 at Moss Point, La. . . . when Steve Nelson went down with injuries, Ray filled in with four starts in 1978, and continued his steady special teams play throughout the season . . . registered 50½ tackles in his second year . . . dubbed "Little Backer" for his size after Sam "Big Backer" Hunt, his counterpart on the inside of the LB corps . . . despite his late draft round, his effective special teams play earned him a spot on the Pats roster . . . after recording a 4.8 yd. avg. as a frosh FB, Ray switched to LB and logged 462 tackles over three years . . . senior year ('76) was selected AP 3rd team all-American, unanimous all- SED twice and SEC defensive player of the year.

**PRO STATS:** Fumble Recoveries: '78-2; Games played: 1977-14, 1978-16.


**ROBERT JOSEPH (BOB) CRYDER****G****6-4, 265****Alabama****2nd Yr. (D-1, 78)**

Born 9-7-56 at East St. Louis, Illinois . . . top ranked offensive line candidate (chosen 18th in draft) who was placed on injured reserve after five games . . . surgery on wrist was successful and he is expected to add great depth to an already impressive front line . . . a strong side guard in the Tide's famed Wishbone, he showed versatility by playing tackle in Senior Bowl . . . moves his big frame at a quick pace, recording a 5.1 in the 40 and 2.8 for the 20 . . . SEC coaches selected him winner of the Jacobs award during his senior campaign, choosing him best blocker in the conference . . . First team SEC and second team all-American (Football News) . . . three sport star (football, wrestling, track) at O'Fallon Twp. (Ill.) H.S.

PRO STATS: Games played: 1978-5.



Ray Costict



Bob Cryder


**SAMUEL LEWIS (SAM BAM) CUNNINGHAM, JR. RB****6-3, 230****Southern Cal.****7th Yr. (D-1b, 73)**

Born 8-15-50 at Santa Barbara, Calif. . . . had his best overall season as a pro in 1978, finishing as the team's top rusher, fourth best receiver, which enabled him to make his first Pro Bowl appearance . . . ranked 12th among AFC rushers and now needs 724 yds. to surpass Jim Nance as the Patriots all-time career rushing leader . . . ranks second to Nance in most every team rushing category . . . 1978 was second straight season that he played in every game, a remarkable feat since various injuries prevented him from having complete seasons in three of his first four pro years . . . Patriots third leading scorer with 48 points who was a UPI All-AFC second team selection . . . his best day of '78 came against Dallas (12/4) when he rushed 14 times for 93 yards, including a 52 yd. TD scamper . . . has had 11 100 yd. games in six seasons, his last coming on 10-16-77 vs. San Diego when he went 25-141 . . . in 1977, he became first Patriots since Nance in 1967 to rush for over 1000 yards in a season, earning a spot in the famous "1000 Yard Club" of Milwaukee . . . Sam Bam gained numerous honors as he ranked fifth in the NFL in overall yardage (5th best AFC rusher, 8th in NFL) in '77 . . . despite missing three games in 1976, he was the club's rushing leader with 824 yds., finishing 8th in the AFC and 13th in the NFL . . . although a broken leg ended his year after ten games, he was selected as the Team MVP in 1974 . . . set a club record of three rushing TD's in a single game vs. Buffalo on 10-20-74 . . . stepped in as a rookie to start ten times while playing in all 14 games, leading the rushing dept. with 516 yds., still the best rookie rushing performance in club history . . . while at USC, he was primarily a blocking fullback in the Trojans powerful I-formation offense, leading the Trojans his senior year to the National championship . . . scored four TD's in big Rose Bowl win over Ohio State . . . his 1569 career rushing yards ranks high on the impressive all-time USC rushing list . . . doubled as a trackman, winning the CIF shot put title twice and sprinting a 9.8 100 . . . consensus all-American whose daring dives over pile-ups gave him his nickname . . . the soft spoken and classy Californian was a prime factor in the Pats' offense running up 3,165 yds. on the ground to rank tops in the NFL for 1978 . . . along with Don Calhoun and fellow Trojan alum Mosi Tatupu, he leads what has to be the most powerful and deep group of fullbacks on any NFL squad.


		RUSHING					
Year	Club	G	Att.	Yds.	Avg.	Lg.	TD
1973	Patriots	14	155	516	3.3	25	4
1974	Patriots	10	166	811	4.9	75t	9
1975	Patriots	13	169	666	3.9	17	6
1976	Patriots	11	172	824	4.8	24	3
1977	Patriots	14	270	1015	3.8	31t	4
1978	Patriots	16	199	768	3.9	52t	8
Totals	6 years	78	1131	4600	4.0	75t	34

		RECEIVING					
Year	Club	G	No.	Yds.	Avg.	Lg.	TD
1973	Patriots	14	15	144	9.6	34t	1
1974	Patriots	10	22	214	9.7	37	2
1975	Patriots	13	32	253	7.9	24	2
1976	Patriots	11	27	299	11.1	41	0
1977	Patriots	14	42	370	8.8	35	1
1978	Patriots	16	31	297	9.6	31	0
Totals	6 years	78	169	1577	9.4	41	6


OTHER STATS: Fumbles: '73-10, '74-2, '75-12, '76-5, '77-10, '78-4; Fumble recoveries: '73-2, for minus 2 yds., '75-2, '76-1 '77-2, '78-0.



Sam Cunningham



Terry Falcon



Tim Fox

## THEODORE LEE (TERRY) FALCON G 6-3, 260 Montana 2nd Yr. (D-8a, 78)

Born 8-30-55 at Culbertson, Montana . . . stayed in Pats camp until final cut . . . re-signed after Bob Cryder had wrist surgery . . . saw action in eight of 11 games, mostly on special teams . . . extra choice secured in John Sanders trade with Philadelphia (1977) . . . was TE/DT at Minot St. (ND) Junior College before transferring to Montana where he started at guard two years . . . two-time all-Big Sky and 1977 Weskamp Award winner as outstanding offensive lineman.

PRO STATS: Games played: 1978-11.

## TIMOTHY RICHARD (TIM) FOX S 5-11, 190 Ohio State 4th Yr. (D-1c, 76)

Born 11-1-53 at Canton, Ohio . . . 21st player selected in 1976 NFL draft . . . third first round draft pick of Patriots (Houston's choice acquired from San Francisco in Jim Plunkett trade) . . . four-year letterman and three-year starter under Woody Hayes at OSU . . . defensive co-captain in 1975 Buckeye squad which earned an 11-0 regular season record . . . as a senior he led Big Ten in punt returns (22 for 256 yards, 1 TD) and ranked 12th nationally (just behind Mike Haynes) . . . played in 43 of 46 games during collegiate career, including four Rose Bowl games . . . during his stay at OSU, Buckeyes posted a 40-5-1 won-lost record . . . career stats include five interceptions for 45 yards (9.0 avg., one TD) and 24 punt returns for 289 yards (12.0 avg., one TD) . . . named first-team all-America in 1975 by UPI, NEA, Kodak (American Football Coaches Assn.), Walter Camp Foundation, Sporting News and




Football Writers . . . all-Big Ten first team choice by AP and UPI . . . played in Japan Bowl post-season all-star game . . . academic all-conference as a communications major . . . outstanding rookie season in 1976 as he played all but one game at the crucial free safety spot . . . also turned in top effort on special teams, especially in blocking . . . graded out among best members of secondary . . . turned in 52 tackles and 27 assists . . . also contributed three interceptions and four fumble recoveries . . . earned UPI and Pro FB Writers all-rookie honors . . . in addition to continued key special teams play in 1977 he led the secondary in tackles with 54 while intercepting three passes during his 890 plays on the field.


#### INTERCEPTIONS

Year	Club	G	No.	Yds.	Avg.	Lg.	TD
1976	Patriots	13	3	67	22.3	29	0
1977	Patriots	14	3	39	13.0	27	0
Totals	2 years	27	6	106	17.7	29	0


OTHER STATS: Recovered four fumbles in 1976; recovered one fumble in 1977.



Russ Francis



Leon Gray



Steve Grogan

## RUSSELL ROSS (RUSS) FRANCIS

6-6, 242

Oregon

TE

5th Yr. (D-1, 75)

Born 4-3-53 at Seattle, Washington . . . Howard Cosell calls him "all-World" and Russ fulfilled that billing by earning his third straight Pro Bowl slot . . . unfortunate motorcycle accident in home land Hawaii prevented him from appearing in the post-season all-star contest, but he has overcome his mishap in time to begin another stellar season . . . his 39 catches for 543 yds. was tops among Pats receiving corps in '78 . . . most productive game of the season was his 5 receptions for 126 yds. and a TD in pivotal 21-14 win over Oakland (9/24) . . . despite missing four games in '77 with rib injury, he continued to garner rave notices from all NFL observers . . . Russ's strong performance during Pats '76 playoff season was capped by his big day against Raiders in the playoffs, as he turned four receptions into 96 yds. and one TD . . . very dangerous after he catches ball and almost impossible to stop one on one . . . as a UPI & Football Digest all-Rookie in 1976, Russ was the team's second leading receiver (35 catches), playing in all 14 games, starting in 11 . . . caught passes in 13 consecutive games before string was snapped in season finale vs. Baltimore . . . although he did not play college ball in '74, his great pro potential resulted in his being the 16th player selected in 1975 draft . . . son of a former professional and still active wrestling promoter (Ed), he also boasts a brother who works the pro mat circuit . . . calls Hawaii his home since moving there as a youngster . . . the Kailua H.S. alum (football, basketball and baseball) is a top achiever at every activity he tries . . . 9th round choice in '74 draft as a pitcher by K.C. Royals . . . after several tries at throwing a javelin, the "Kahuna" set a national prep record of 259'9" . . . considered an Olympic javelin candidate before sore arm sidetracked his efforts . . . the former H.S. QB switched to TE as a frosh at Oregon . . . after soph year ankle injury, he returned during junior year to rank third among PAC-8 receivers (31-495 yds., 15.9 avg.) . . . his performance grabbed him all-PAC-8, all-West Coast and honorable mention all-American titles . . . a favorite of the media, Russ always has a timely comment . . . remains busy in off-season commanding a Hawaiian based executive air charter service, having earned his pilot's license in 1974.

RECEIVING							
Year	Club	G	No.	Yds.	Avg.	Lg.	TD
1975	Patriots	14	35	636	18.2	48	4
1976	Patriots	13	26	367	14.1	48	3
1977	Patriots	10	16	229	14.3	31t	4
1978	Patriots	15	39	543	13.9	53	4
Totals	4 years	52	116	1775	15.3	53	15

OTHER STATS: Fumbles: '75-1, '76-1, '78-1; Fumble Recoveries: '76-1, '77-1, '78-1; Rushing: '76-two for 12 yds.

## LEON GRAY

6-3, 260

Jackson State

OT

7th Yr. (W-Miami, 73)

Born 11-15-51 at Olive Branch, Miss. . . . since being plucked off the waiver wire in 1973 (third round choice of Miami that year) has developed to a point with John Hannah to become the premier guard-tackle combo in the NFL today . . . known as "Big Dog" (college nickname derived from his 295 lb. frame), Leon appeared in Pro Bowl for the second time in '78 (first was 1976) . . . "Big Dog's" overpowering blocking along with "Hog" Hannah is a prime reason for the Pats annual ranking as a top rushing club in the NFL (best in '78 with 3,165 yds. and 30 TD's) . . . besides Pro Bowl selections, his honors include Coca-Cola "Golden Helmet" Award in 1976 . . . like Tim Fox, he excelled in the college classroom as well as on the gridiron, earning a spot on Who's Who Among American College Athletes and Students . . . numerous all-star squad titles include Playboy and Ebony all-American teams . . . one of ten children, he opened youth football camp in 1979 with Ray Hamilton and Tony McGee.

PRO STATS: Fumble Recoveries: '73-1, '75-2; Games played: '73-9, '74-14, '75-14, '76-14, '77-11, '78-15.

## STEVEN JAMES (STEVE) GROGAN

6-4, 208

Kansas State

QB


5th Yr. (D-5a, 75)

Born 7-24-53 at San Antonio, Texas . . . a gutsy competitor who is feared for his running ability . . . holds longest string among NFL QB's for consecutive games played at 49 (51 including playoffs) proving his durability . . . post-season '78 knee surgery a success . . . threw for over 200 yds. five times in 1978, including 15 hits for 281 yds. and four TD's in record setting 55-14 thrashing of Jets (10/29) . . . longest toss of the year was a 75 yd. TD connection with Stanley Morgan at Baltimore (11/26) . . . his 539 rushing yds. enabled Pats to be first NFL team ever to have four backfield members rush for over 500 yds. each in same season . . . completed a real workhorse task in '77 by calling everyone of Pats 922 offensive plays and ranked as top rushing NFL QB for second year in a row (78 was his third) with 324 yds. . . . key factor in Patriots 11-3 record for '76 with his 13 rushing TD's (beating previous QB record of 12 held by Johnny Lujak-Bears, 1950 and Tobin Rote, Packers, 1956) that set new Pats record . . . in his initial year as a pro, "Groggs" played in 13 games, starting seven of the last eight . . . had best day of career as a rookie vs. Buffalo (11/23) throwing 25 completions (club record) for 365 yds. . . . an honor student in P.E. at K-State, Steve was starting signal caller junior and senior years . . . played in Blue-Gray and All-America Bowl games after final collegiate campaign . . . career passing stats: 166 completions in 371 attempts (44.7 pct.), 2213 yds., 12 TD's, 26 interceptions . . . career rushing: 339 times for 585 yds., 6 scores . . . part time punter last two years, (7 punts, 279 yds., 39.9 avg.) . . . caught his only pass in college as a senior, a 22 yd. TD throw . . . makes his home in Boston area year round but returns to father-in-laws Kansas wheat farm each June to drive combine during harvest time.


PASSING										
Year	Club	G	Att.	Comp.	Pct.	Yds.	TD	Int.	L.G.	LAP
1975	Patriots	13	274	139	50.7	1976	11	18	62t	22-207
1976	Patriots	14	302	145	48.0	1903	18	20	58t	18-155
1977	Patriots	14	305	160	52.5	2162	17	21	68	14-155
1978	Patriots	16	362	181	50.0	2824	15	23	75t	21-184
Totals	4 years	57	1243	625	50.2	8865	61	82	75t	75-701

RUSHING							
Year	Club	G	No.	Yds.	Avg.	Lg.	TD
1975	Patriots	13	30	110	3.7	14	3
1976	Patriots	14	60	397	6.6	41t	12
1977	Patriots	14	61	324	5.3	41	1
1978	Patriots	16	81	539	6.7	31	5
Totals	4 years	57	232	1370	5.9	41t	21


OTHER STATS: Fumble Recoveries: '75-1, '76-3 (one for TD), '77-2, '78-2; Fumbles: '75-6, '76-7, '77-6, '78-9.



Ray Hamilton



John Hannah



Don Hasselback

## **RAYMOND LEE (SUGAR BEAR) HAMILTON** **NT** **6-1, 245** **Oklahoma** **7th Yr. (D-14, 73)**

Born 1-20-51 at Omaha, Neb . . . mainstay in Patriots front defensive wall where he was second leading tackler among the defensive linemen for the third straight season, making 85½ stops last year . . . added five sacks and 14 pressures while giving opposing centers and guards fits with his great reach and quickness of the ball . . . now has 39 career sacks with 9½ coming in '77 and 6½ during the '76 campaign . . . a determined athlete who surprised many by earning starting role in every game as a rookie at the left DE spot, despite his late selection as a 14th round pick . . . when Pats moved to a 3-4 alignment, Sugar Bear switched to Nose Tackle and has now started 86 consecutive games there, more than any other active Patriot . . . 1975 was productive for him, as he tied a club record by scoring a TD on a 23 yd. fumble return at St. Louis (11/2/75) and was tabbed the "Unsung Hero" by 1776 Fan Club . . . one of 12 children, the two time all-Big 8 star had shots at five positions for the Sooners before settling at defensive tackle . . . Dean's List student who was once honored as National Lineman of the Week . . . remains busy off the field, having begun management training position with IBM in the past off-season and helps head a football camp with teammates Leon Gray and Tony McGee . . . also an avid photographer who is an accredited pro tennis official.

PRO STATS: Fumbles Recoveries: '73-2, '74-2, '75-2, (one for TD). '76-2, '77-2, '78-3; Games played: 1973-14, 1974-14, 1975-14, 1976-14, 1977-14, 1978-16.

## **JOHN ALLEN (HOG) HANNAH** **G** **6-2, 265** **Alabama** **7th Yr. (D-1a, 73)**

Born 4-4-51 at Canton, Ga. . . just like a fine wine, Hog has become better with age . . . in 1978 he proved his superiority among NFL offensive linemen, garnering a bevy of post season awards, including the Budweiser, Seagrams and Pro Football Digest offensive lineman of the year titles . . . as the primary force in what is regarded to be the top offensive line in the NFL, he made his second Pro Bowl appearance in three years . . . along with LT Leon Gray, another Pro Bowler, he forms the best guard-tackle tandem in the game today . . . after his fine 1977 season, was awarded the NFLPA Mack Truck Award as the NFL's most outstanding offensive lineman, leading the Patriots to their No. 3 ranking

on the AFC team rushing list . . . started 13 games as a rookie, missing the season final after suffering a broken leg in a freak accident . . . named to a host of all-rookie teams as well as winning the Cardinal Cushing Trophy as the Pats' Offensive MVP . . . proved his critics wrong about his ability to adjust to the pro style drop back pass protection and pull blocking after his straight ahead blocking duties in the Crimson Tide's Wishbone offense . . . his continual development as a pro resulted in Hog making his first Pro Bowl appearance in 1976 after only four years in the NFL . . . in helping the Patriots to a then club rushing record of 2948 yards in the '76 season, he established his credentials as one of the premier NFL guards in the game . . . Hog prepped for the pro ranks under Bear Bryant, earning eight varsity letters and being tabbed a consensus all-American twice . . . won every award available to an offensive lineman after his senior year and had great showings in the Cotton and Hula Bowls . . . also had a fine outing vs. Dolphins in College All-Star game . . . the first of three first round draft choices of the Pats in 1974, he was the fourth player chosen overall . . . during the past off-season he became a father for the first time . . . runs a large farm in Alabama and assists family run Hannah Farm Supply Company that is headed by father Herb, a former N.Y. Giant.

PRO STATS: Kickoff Returns: '73: one for zero yards; Fumble Recoveries: '73-1, '74-one for two yards and TD, '78-2. Games Played: 1973-13, 1974-14, 1975-14, 1976-14, 1977-11, 1978-16.

## **DONALD WILLIAM (DON) HASSELBECK** **TE** **6-7, 245** **Colorado** **3rd Yr. (D-2b, 77)**

Born 4-1-55 at Cincinnati . . . a highly active special teams player who continued to add great depth at the TE spot, seeing plenty of action in double and triple tight end formations . . . an outstanding blocker with great strength and agility for his tall size, sharing the tallest Patriot distinction with Shelby Jordan . . . 52nd player chosen in 1977 draft, Pats' second in the second round (Horace Ivory was first) . . . highly productive rookie year found him scoring four TD's on only nine receptions . . . named to Pro Football Weekly and Football Digest all-Rookie squads . . . started every game for the Buffs during his four year varsity career after taking over the top TE spot with two games remaining in frosh campaign . . . fourth on all-time CU reception list, fifth in yardage with 51 catches for 612 yds. and three TD's (regular season) and was 7-102-1 in bowl competition . . . a Fine Arts major, "Hass" is an accomplished metal sculptor and painter whose works have been displayed at many area art exhibitions . . . during the off season he rode from Philadelphia to Tampa in a bike-a-thon for Muscular Dystrophy.

### **RECEIVING**

Year	Club	G	No.	Yds.	Avg.	Lg.	TD
1977	Patriots	14	9	76	8.4	21	4
1978	Patriots	16	7	107	15.3	24	0

Totals	2 years	30	16	183	11.4	24	4
--------	---------	----	----	-----	------	----	---

## **MICHAEL DOUGLAS (MIKE) HAWKINS** **OLB** **6-2, 232** **Texas A & I** **2nd Yr. (D-7, 78)**

Born 10-29-55 at Bay City, Texas . . . pre-season cut who was re-signed as a free agent on 9-29-78 after Patriots linebacking corps needed backup depth for long 16 game season . . . turned in 12 tackles and one sack while competing mostly on special teams . . . as captian of Javelinas his senior year, he was first team all-LSC and NAIA selectee . . . Javelinas were 46-1-1 during "Hawk's" four years there . . . turned in 252 tackles, 69 assists, four fumble recoveries and five interceptions as a collegian . . . expected to make a strong bid in the competitive battle for a linebacking job in 1979.

PRO STATS: Games played: 1978-12.

**MICHAEL JAMES (MIKE) HAYNES****CB****6-2, 195****Arizona State****4th Yr. (D-1a, 76)**

Born 7-1-53 at Dennison, Texas . . . continued a record setting pace as a pro in 1978, playing in his third consecutive Pro Bowl in as many years and reaffirming his position as the game's top cornerback . . . his six interceptions was the club's best and tied him for third place among the AFC's top interceptors . . . the personable Los Angeles native also added 28 tackles in '78 and was runnerup to team leader Stanley Morgan in punt return department, with 14 returns for 183 yds. . . . recorded his first and only interception return for a TD vs. Baltimore (11/26/78) with a 31 yarder . . . an active Christian who leads teammates in Bible Study sessions, he proves to be an on the field leader as well with his speed, range and quickness . . . was fifth player overall and first defensive back taken in 1976 draft . . . joined Tim Fox and Pete Brock as first of the Patriot's three first rounders that year . . . commanded a barrage of honors in his first pro campaign, finishing second among AFC interception leaders with 8 steals . . . best in AFC and No. 2 in NFL's punt return ranks with 45 returns, no fair catches, for 608 return yds. . . . the '76 Bert Bell Award winner wrote seven punt records in his first pro season . . . first in Patriots history to return a punt for a TD, scampering 89 yds. vs. Buffalo (11/776) and then again on 11/28/76 for 62 yds. against Denver . . . under the legendary Frank Kush, was a consensus All-American and the top ranked DB in nation as both a junior and senior . . . appeared in East-West Shrine, Hula and Japan Bowls after glorious Sun Devil grid career . . . 11th in nation (just ahead on Tim Fox) in punt returns as a senior . . . three time all-WAC selection . . . married his college sweetheart and has settled in as a year round New England resident.

**INTERCEPTIONS**

Year	Club	G	No.	Yds.	Avg.	Lg.	TD
1976	Patriots	14	8	90	11.3	28	0
1977	patriots	14	5	54	10.8	22	0
1978	Patriots	16	6	123	20.5	50	1
Totals	3 years	44	19	267	14.0	50	1

**PUNT RETURNS**

Year	Club	G	No.	Yds.	Avg.	Lg.	TD
1976	Patriots	14	45	608	13.5	89t	2
1977	Patriots	14	16	220	13.8	53	0
1978	Patriots	16	14	183	13.1	35	0
Totals	3 years	44	75	1011	13.5	89t	2

OTHER STATS: Fumbles: '76-3, '77-4, '78-1; Fumble Recoveries: '76-3, '77-2, '78-0.

**SAMUAL KAY (SAM) HUNT****ILB****6-1, 253****Stephen F. Austin****6th Yr. (D-15, 74)**

Born 8-6-51 at Longview, Texas . . . "Big Backer" continued to surprise NFL observers this past season with his ability to move his large frame swiftly against opponents' ground attacks . . . contributed 60 tackles as dominant factor in Patriots run defense and on several occasions ran down Earl Campbell from behind on sweep plays in the two 1978 meetings between the Patriots and Oilers . . . his 56 tackles in 1977 and great inside teamwork with Steve Nelson was a key factor in the team's NO. 1 ranking among AFC run defenses that year . . . his 68 yd. interception return vs. Tampa was the NFL's third longest of the year and a highlight of his great 1976 season . . . second leading tackler on Pats in 1975 with 99 stops and tops among the club's inside linebackers in 1974 with 74 tackles . . . was the major surprise of the 1974 draft, stepping into a starting role in the new 3-4 alignment and then gaining All-Rookie Team honors with Pro Football Weekly and Football Digest . . . also named Rookie of the Year by 1976 Fan Club . . . four year starter in college and was team co-captain as a senior . . . averaged 10 tackles a game in each of his 35 collegiate contests . . . is an avid fisherman.

PRO STATS: Interceptions: '74-three for 66 yds., '76-two for 106 yds. (one for a TD), '77-two for 17 yds.; Fumble Recoveries: '75-three for 13 yds., '76-2; Kickoff Returns: '74-one for 21 yds.; Games Played: 1974-14, 1975-13, 1976-14, 1977-13, 1978-15.



**HORACE ORLANDO IVORY****RB****6-0, 198****Oklahoma****3rd Yr. (D-2a, 77)**

Born 8-8-54 at Fort Worth . . . bounced back from a disappointing rookie season (slowed by a thigh injury) to top Patriot's scorers last season with 66 points . . . ranked 15th among AFC rushers and his 11 rushing TD's fell one short of Steve Grogan's club record (12) set in 1976 . . . also ranked 5th in entire NFL in TD race . . . CBS Star of the Week for his last minute heroics in thrilling 33-24 win over Miami (10/22) . . . his 693 yds. ranked him second on club behind team leader Sam Cunningham who had 768 yds. . . 44th player taken in 1977 draft and the first of two second round picks of the Patriots (Don Hasselbeck being the other) . . . great ability to change speed and direction, thrilled the fans with his elusiveness . . . proved to defenders that he is very difficult to bring down . . . after two year stint at Javaro (Texas) J.C., transferred to Oklahoma where he had two great seasons for the Sooners . . . scored 16 TD's and rushed for 1396 yds. at OU, leading the nation as a senior with a 6.7 per carry average . . . able to make the big play and helped the Pats become the first team in NFL history to have four backfield members rush over 500 yds. each in the same season.


**RUSHING**

Year	Club	G	No.	Yds.	Avg.	LG	TD
1977	Patriots	5	3	10	3.3	-	0
1978	Patriots	15	141	693	4.9	28	11
Totals	2 years	20	144	703	4.9	28	11


**RECEIVING**

Year	Club	G	No.	Yds.	Avg.	LG.	TD
1977	Patriots	5	0	0	0	0	0
1978	Patriots	15	14	122	8.7	18	0
Totals	2 years	20	14	122	8.7	18	0


OTHER STATS: Fumbles: ' 78-6; Fumble Recoveries ' 78-2.



Mike Hawkins



Mike Haynes



Sam Hunt


**HAROLD JACKSON****WR****5-10, 175****Jackson State****12th Yr. (T-L.A., 78)**

Born 1-6-46 at Hattiesburg, Miss. . . . a five time Pro Bowler who came from the Rams in a trade for draft choices (third in 1979, fourth in 1980) on 8/16/78 to fill the void left after the tragic injury to Darryl Stingley . . . showed why he was the top active receiver in the NFC through the 1977 season by starting all 16 games and finishing second in two team receiving categories, total receptions (37) and total reception yds. (743) . . . his 20.1 yds. per catch average in '78 moved him into runnerup spot behind Jimmy Colough for team record highest season reception average (35 minimum receptions) . . . his '78 performance moved him up to a tie for 14th place with Pete Retzlaff on the Hall of Fame's Top 20 All-Time Receivers list, making him the second best active receiver behind Oakland's Fred Biletnikoff . . . off to a hot start as a Patriot, hauling in 7 passes for 124 yds. including a 45 yd. TD in the opener vs. Washington (9/3) . . . had his best catching day as a Ram vs. New Orleans (10/30/77) when he caught 8 passes for 127 yds. and two TD's . . . originally a 12th round choice by Los Angeles in 1968, he spent the first year on the ready reserve list . . . after being traded to Philadelphia on 7/7/69 with John Zook in exchange for Israel Lang, he topped NFL in reception yardage in both 1969 and 1972 . . . later returned to Rams on 6/8/73 in Roman Gabriel trade . . . in his final season with the Rams, he had his highest Ram season


total of 48 catches, leading to a Pro Bowl appearance . . . set a school pass catching record as a senior at Jackson State (Leon Gray's alma mater) where he was chosen for all-SWAC honors and was a 9.3 sprinter . . . the classy and personable veteran is a knowledgeable player who will play a great leadership role for the Pats . . . now shares the distinction with Bill Lenkaitis for most seasons of NFL experience (11) . . . spends the off season in Los Angeles hosting youth clinics.

RECEIVING							
Year	Club	G	No.	Yds.	Avg.	LG.	TD
1968	Los Angeles		2	0	0	0.0	0
1969	Philadelphia		14	65	*1116	17.2	65
1970	Philadelphia		14	41	613	15.0	79
1971	Philadelphia		47	47	716	15.2	69
1972	Philadelphia		14	*62	*1048	16.9	77
1973	Los Angeles		14	40	874	*21.9	69
1974	Los Angeles		14	30	514	17.1	44
1975	Los Angeles		14	43	786	18.3	54
1976	Los Angeles		14	39	751	19.3	65
1977	Los Angeles		14	48	666	13.9	58
1978	Patriots		16	37	743	20.1	57
Totals	11 years		144	452	7827	17.2	79
*NFL Leader							


OTHER STATS: Rushing: '69-twice for 10 yds., '70-once for minus five yds., '71-five times for 41 yds., '72-nine times for 76 yds., '73-twice for minus eight yds., '74-once for four yds., '75-none, '76-once for 15 yds., '77-once for six yds., '78-once for 7 yds.



Horace Ivory



Harold Jackson



Ray Jarvis

## LEON R. (RAY) JARVIS

6-1, 190

Norfolk State

WR

9th Yr. (FA, 79)

Born 2/2/49 at Chesapeake, Va. . . . veteran wide receiver who inked free agent pact with the Pats on 4-23-79 upon recommendation of receiver coach Raymond Berry who had guided him at Detroit . . . drafted in fifth round by Atlanta in 1971 where in then spent two seasons . . . moved on to one year stint at Buffalo in '72 . . . later landed at Detroit for four more years before being cut after second game in 1978 . . . led NFC in 1976 with highest average per catch with 26.1 yds., setting two Detroit club records for most receptions in a season (39) and most reception yds. (822) . . . has seen spot duty and punt and kickoff returner . . . the suburban Detroit resident spends off-seasons working for Uncle Sam seeking job opportunities for disadvantaged youth.

RECEIVING							
Year	Club	G.	No.	Yds.	Avg.	Lg.	TD
1971	Atlanta		2	0	0	0.0	—
1972	Atlanta		4	1	18	18.0	—
1973	Buffalo		12	1	12	12.0	—
1974	Detroit		13	3	87	29.0	—
1975	Detroit		14	29	501	17.3	—
1976	Detroit		14	39	822	21.1	—
1977	Detroit		14	28	353	12.6	—
1978	Detroit		2	1	9	9.0	—
Totals	8 years		75	102	1802	17.7	—

OTHER STATS: Kickoff Returns: '73-five for 84 yds. (16.8 avg.), '74-five for 90 yds. (18.0 avg.); Punt Returns: '74-five for 62 yds. (12.4 avg.).

**ANDERSON SIDNEY (ANDY) JOHNSON** **RB**  
**6-0, 204** **Georgia** **5th Yr. (D-5a, 74)**

Born 10-18-52 at Athens, Ga. . . . unquestionably the Patriots "comeback player of the year" in 1978 . . . after being sidelined the entire 1977 season following knee surgery, "A.J." returned to be the team's third leading rusher (675 yds. on 147 carries) and fifth best receiver (26 catches for 267 yards) . . . before going down in '77, A.J. had played in every game (42) since joining the Patriots . . . continued his fine service record in '78, starting 13 of the 15 games he played in . . . played a key role in Pat's fine 1976 campaign, finishing second behind Steve Grogan in the TD race with 10, and was the third best rusher (699 yds.), top receiver (29 receptions for 343 yds.) . . . chosen as "Unsung Hero" by Foxboro Jaycees while recording Patriots' longest TD rush of 1976, a 69 yd. jaunt vs. Tampa Bay in the season finale . . . also drafted by Orioles in baseball . . . made a wise decision to stay with football, playing every game as a rookie, with three starts at WR and the balance of his play at RB and on special teams . . . became fulltime RB midway through 1975, starting final nine games, and ranking as second best Patriots' rusher (488 yds.) . . . exceptional and versatile athlete who has performed as RB, WR, punt and kickoff returner as well as passing on the HB option . . . formerly a college quarterback, he was named the nation's top soph WB by Football News in 1971 . . . No. 2 rusher in SEC as a soph Bulldog (87 yds. per game) and SEC scoring runnerup with 78 points on 13 TD's, averaged 4.2 yards per carry over three varsity seasons, running up a total of 1799 yds. on 431 career carries . . . the former all-American (1969) quarterback at Athens High moved north in the past off-season, having joined 20 other Patriot teammates who call New England their year round residence.

**RUSHING**

Year	Club	G	No.	Yds.	Avg.	LG	TD
1974	Patriots	14	2	-4	-2.0	-2	0
1975	Patriots	14	117	488	4.2	66t	3
1976	Patriots	14	169	699	4.1	69t	6
1978	Patriots	15	147	675	4.6	52	3
Totals	4 years	57	435	1858	4.1	69t	12

**RECEIVING**

Year	Club	G	No.	Yds.	Avg.	LG.	TD
1974	Patriots	14	8	147	18.4	34	0
1975	Patriots	14	26	294	11.3	29	1
1976	Patriots	14	29	343	11.3	53	4
1978	Patriots	15	26	267	10.3	31	0
Totals	5 years	57	89	951	12.4	53	5

OTHER STATS: Kickoff Returns: '74-15 for 303 yards, '75-10 for 188 yards; Punt Returns: '74-3 fair catches, '75-six for 60 yards and four fair catches; Passing: '76-zero for two, '78-zero for two; Fumbles: '75-4, '76-5, '78-4; Fumble Recoveries: '78-2.

**SHELBY LEWIS JORDAN** **OT**  
**6-7, 260** **Washington (Missouri)** **4th Yr. (FA, 74)**


Born 1-23-52 at St. Louis . . . moved into starting right tackle spot with the pre-season departure of Tom Neville to Denver, starting all 16 games at that spot . . . after missing 1976 campaign, he returned in 1977 with a great comeback performance, playing in 10 games and starting three in place of the absent Leon Gray when Neville went down with an injury in '75, Shelby stepped in to start 14 games on right side . . . after being chosen in 7th round by Houston in 1973, he had tough pro grid start . . . placed on cab squad, then injured reserve and finally waived by Oilers before signing as free agent with Patriots on 4-2-74 . . . impressive 1974 camp showing marred by injury that forced him to sit out the year . . . small college all-American, honorable mention AP Little all-American in 1972 as a linebacker . . . had been a defensive tackle his first three years in college.

PRO STATS: Fumble Recoveries: '75-two for 12 yds.; Games played: 1975-14, 1976-0, 1977-10, 1978-16.


**GEORGE STEPHEN (STEVE) KING****OLB****6-4, 230****Tulsa****7th Yr. (FA, 73)**

Born 6-10-51 at Quinton, Okla . . . the amiable "Reno" continued his excellent special teams play in 1978, playing in all 16 games and starting six games in place of the injured Steve Zabel at the left outside linebacking spot . . . called on for similar duties in 1977 as he started in four games for the injured Zabel . . . in '76 he started the first seven games of the season before missing three games with an injury, then returned to play final three contests . . . signed as a free agent 4-23-73, playing primarily on special teams . . . when club went to 3-4 alignment in 1974, Steve earned a starting spot on the outside and registered three sacks . . . three year performer at LB and DE for Tulsa who was named Missouri Valley lineman of the week for his 20 tackles against Louisville his junior year.


**PRO STATS:** Intercepted one pass for 9 yards in 1974. Games played: 1973-7, 1974-14, 1975-14, 1976-11, 1977-14, 1978-16.



Andy Johnson



Shelby Jordan



Steve King

**WILLIAM EDWARD (LENK) LENKAITIS****C****6-4, 255****Penn State****12th Yr. (W-S.D., 71)**

Born 6-30-46 at Cleveland . . . Patriot's coaches and scouts unanimously agree that 1978 was his best year as a pro . . . with departure of Tom Neville, Lenk became the senior member of the highly regarded Pats offensive that paved way for best team rushing performance of '78 in the NFL (3145 yds.) . . . his many hours on racquetball court showed in his quick footwork on the gridiron against opposing defensive linemen . . . widely recognized around the NFL for his Foxboro dental practice and also doubles as team's official dentist . . . received dental degree from U Tenn—Memphis in 1973-74 off-season . . . teammates honored him with NFL Dodge Man of the Year Award in 1976 . . . knee injury forced him to sit out final three games of '75, after making 37 consecutive starts at center since 1973 . . . 1976 Fan Club's Unsung Hero for his consistent performance in 1974 . . . a former Penn State standout under Rip Engle and Joe Paterno, Lenk was drafted by San Diego on second round in 1968, began pro career on a bright note, making a tackle on a kickoff in his first pro play . . . earned starting guard duty in 1970 for Chargers . . . later waived in 1971 pre-season, quickly acquired by Patriots and served as full time guard, part time center and special teams player . . . waived on final pre-season cut in 1973, but return after two games when center Jon Morris went down with a knee injury . . . played 12 remaining games at center despite the fact he had hardly played the position since 1967 . . . now ranks as most experienced pro on Patriots with Harold Jackson with 11 seasons under his belt . . . owns a prosperous chain of racquetball clubs with former Patriots Randy Vataha.

**PRO STATS:** Fumbles: '75-1, '77-1; Fumble Recoveries: '70-1, '75-2; Games played: 1968-6, 1969-14, 1970-9, 1971-14, 1972-14, 1973-12, 1974-14, 1975-11, 1976-14, 1977-14, 1978-16.

**MELVIN T. (MEL) LUNSFORD****DE****6-3, 260****Central St. (Ohio)****7th Yr. (T-Wash., 73)**

Born 6-13-50 at Cincinnati . . . one of the unheralded but steady defensive line performers who started all 16 games . . . a pillar of strength against opposing ground attacks, recording 66 tackles

and 3½ sacks (one shared with Tony McGee) in 1978 . . . Oakland's third choice in '72 draft who spent time with Atlanta and Washington . . . came to Patriots for a draft choice in pre-season trade (1973) and was active for entire year, playing in four games . . . recorded five sacks while missing only one game in 1974 . . . started first four games of 1975 before retiring from the NFL for personal reasons . . . reinstated in 1976 and had a successful season, turning in 40 tackles, 12 pressures in 678 plays, joining the Pats' defense which allowed the fewest points scored against any AFC-East unit . . . continued to share DE spot with Tony McGee in 1977, playings primarily in running situations . . . while a collegian, he played 35 straight games, earning back to back NAIA all-American honors in 1970 and 1971.


PRO STATS: Fumble Recoveries: '74-1, '76-2; Games played: 1974-13, 1975-4, 1976-14, 1977-13, 1978-16.

## WILLIAM MARVIN (BILL) MATTHEWS ILB


**6-2, 235                      South Dakota St.                      1st Yr. (D-5, 78;**

Born 3-12-56 at Santa Monica, Cal. . . . first of four LB'ers drafted by Patriots in 1978, but recurring neck problems placed him on injured reserve for the season . . . a two-time North Central Conference star and all-American as a senior, he played TE as a fresh, DT as soph and junior and finished at DE as a senior for the Jack Rabbits . . . two-time Academic all-American with 3.65 average as a Dairy Science major.


PRO STATS: Games Played: 1978-0.



Bill Lenkaitis



Mel Lunsford



Bill Matthews

## JAMES EDWARD (JIM) McALISTER RB

**6-1, 210                      UCLA                      (W-Clev., 78)**

Born 9-5-51 at Little Rock, Ark. . . . former UCLA running star who has been well travelled during a short pro career, Jim earned a spot on Pats' roster with a superb training camp showing and great performance in the pre-season finale vs. Cleveland (8/27/78) . . . acquired on waivers from Cleveland 4/10/78 where he was active but did not play in 1977 . . . originally Oakland's 6th round choice in '74, he elected to spend the year with the Southern California Sun (WFL) . . . returned to Raiders in 1975 and was traded in pre-season to Philadelphia where he spent two seasons . . . all PAC-8 fullback who accounted for 1492 rushing yards and 17 TD's over two seasons . . . once the world's best long jumper, having leaped 27-10½ in 1974.

### RUSHING

Year	Club	G	No.	Yds.	Avg.	LG	TD
1975	Oak/Phil	14	103	335	3.3	18	1
1976	Philadelphia	13	68	265	3.9	20	0
1977	Cleveland	0	0	0	0	0	0
1978	Patriots	16	19	77	4.1	16	2
Totals	4 years	43	190	677	3.6	30	12

### RECEIVING


Year	Club	G	No.	Yds.	Avg.	LG.	TD
1974	Oak/Phil	14	17	134	7.8	39t	2
1975	Philadelphia	13	12	72	6.0	25	0
1976	Cleveland	0	0	0	0	0	0
1978	Patriots	16	1	12	12.0	12	0
Totals	4 years	43	30	218	7.3	39t	2



**KICKOFF RETURNS**

Year	Club	G	No.	Yds	Avg.	LG.	TD
1975	Oak/Phil	d14	12	278	23.2	42	0
1976	Philadelphia	13	9	172	19.1	28	0
1977	Cleveland	0	0	0	0	0	0
1978	Patriots	16	10	186	18.6	32	0
Totals	4 years	43	31	636	20.5	42	0


OTHER STATS: Fumbles: '78-3; Fumble Recoveries: '74-1. '76-2, '77-1.



Jim McAlister



Prentice McCray



Tony McGee

**PRENTICE McCRAY, JR.**

6-1, 190

Arizona State

**S**  
6th Yr. (FA, '74)

Born 3-1-51 at Stockton, Cal. . . . a nagging knee injury hampered Prentice last season, breaking his consecutive starting streak at strong safety at 57 games . . . although he was active for all 16 games, he was limited to play in only half of those games, starting three games . . . 1977 was his workhorse season when he topped the secondary for number of plays (891), while making 47 tackles and picking off four passes . . . had the best season of his career during the Pats' playoff drive in 1976, setting two club records by returning two interceptions for TD's and 118 return yards vs. Jets (11-21-76) . . . also was first Patriot in history to return two steals for TD's . . . his 182 yds. in interception returns was best in AFC and 36.4 return average was NFL's best in '76 . . . was a late cut for Detroit in 1973 camp after being taken by Lions in eighth round that year . . . signed as free agent 4-37-74 with Patriots . . . earned starting strong safety job with an impressive camp showing . . . had three interceptions for 61 yds. and one fumble recovery his rookie year, leading to his being tabbed for all-Rookie team honors by Pro Football Weekly and Football Digest . . . hails from same alma mater as secondary mate Mike Haynes . . . two year starter at cornerback and punt return specialist for Sun Devils.

**INTERCEPTIONS**

Year	Club	G	No.	Yds.	Avg.	Lg.	TD
1974	Patriots	14	3	61	20.3	33	0
1975	Patriots	14	0	0	0.0	0	0
1976	Patriots	14	5	182	36.4	63t	2
1977	Patriots	14	4	61	15.2	48	0
1978	Patriots	8	0	0	0.0	0	0
Totals	5 years	72	12	304	25.3	63t	2

OTHER STATS: Fumble Recoveries: '74-1 '76-2, '77-1.

**ANTHONY EUGENE (MAC THE SACK) McGEE**

6-4, 250

Bishop (Texas)

**DE**  
9th Yr. (T-Chi., '74)

Born 1-18-49 at Battle Creek, Mich. . . . continued as Patriots' DR (designated rusher) and led club for fourth straight year in sacks with 11½ drops bringing his career total to 67 . . . has been a durable performer as pro, having played in 113 of the 114 games since becoming a pro player . . . ranked second behind Dick Bishop in pressures with 23 while adding 30 tackles . . . Tony's

outstanding play earned him the coveted Jim Lee Hunt Memorial Award as the team's outstanding lineman in 1977 . . . came to Pats from Chicago, in trade prior in 1974 season . . . played in 42 consecutive games for the Bears as a regular at both DE and DT . . . Bears third round choice in 1971 . . . played two years at Wyoming before switching to Bishop . . . has become one of the most popular players on the speakers circuit with his easy manner and witty sense of humor . . . avid weight lifter who joined Ray Hamilton and Leon Gray to open youth football camp this past summer.

PRO STATS: Fumble Recoveries: '71-3, '73-4, '77-1, '78-1; Games played: 1971-14, 1972-14, 1973-14, 1974-14, 1975-13, 1976-14, 1977-14, 1978-16.

## STANLEY DOUGLAS (ROADRUNNER) MORGAN WR 5-11, 180 Tennessee 3rd Yr. (D-1b, 77)

Born 2-17-55 at Easley, S.C. . . . had another stellar year in second season as a pro . . . led club in pass reception yardage (820) and topped Pats' punt returners for the second straight year (32 returns for 335 yds.) while ranking eighth among all NFL punt returners (sixth in AFC) . . . has started each of 30 games as a pro . . . outstanding rookie year found Stanley as No. 2 on club reception yardage ranking and tops in reception average with 21.1 yds. per catch . . . also top punt returner on team, second in AFC and the NFL with 13.8 average . . . tabbed Rookie of the Year by Foxboro Jaycees and 1776 QB Club and on the PFW all-Rookie team . . . was 25th player taken in 1977 draft, being picked in first round along with Raymond Clayborn . . . received countless awards after a fantastic four year college career . . . proved his versatility by moving from WR to RB to WB without any production dropoff . . . accounted for 4713 yds. during his Volunteer playing days, averaging 9.2 yds. everytime in touched the ball . . . ranks second on Vols all-time scoring list with 236 points and second in rushing with 2023 yds. (5.6 yd. avg.) . . . returned to UT campus to complete degree studies in the off-season . . . had team's longest TD reception in 1978 with a 75 yarder from Steve Grogan vs. Baltimore (11/26).

23

### RECEIVING

Year	Club	G	Att.	Yds.	Avg.	Lg.	TD
1977	Patriots	14	21	443	21.3	64t	3
1978	Patriots	16	34	820	24.1	75t	5
Totals	2 years	30	55	1263	22.6	75t	8

### PUNT RECEIVING

Year	Club	G	No.	Yds.	Avg.	Lg.	TD
1977	Patriots	14	16	220	13.8	53	0
1978	Patriots	16	32	335	10.5	48	0
Totals	2 years	30	48	555	11.6	53	0


OTHER STATS: Rushing: /77-once for 10 yds., '78-twice for 11 yds.; Fumbles: '78-6.

## STEVEN (STEVE) NELSON ILB 6-2, 230 N. Dakota State 6th Yr. (D-2b, 74)


Born 4-26-51 at Farmington, Minn. . . . an aggressive hard hitting linebacker who has a keen sense for finding the ball . . . his continued fine play in 1978 brought him many honors including the Frito-Lay Super Patriot Award and UPI AFC second team status . . . club's top tackler with 98 and added one sack . . . started first 14 games, but knee injury in Dallas contest (12/3/78) forced him out of final two regular season games . . . returned for action in playoff game vs. Houston . . . excited about Ron Erhardt's new role as head coach . . . rightfully so since Erhardt was his college mentor at NDSU . . . subject of Fall '78 Sports Illustrated feature article that indicated his steady rise to the top of the NFL's linebacking corps . . . 1977 was a banner year as well as he had 97 tackles and 4 sacks on 704 plays . . . Jaycee's MVP, 1776 Club Unsung Hero and NY Post all-Pro MLB in '77 . . . dislocated kneecap in second Baltimore game sideline for balance of 1976 slate, but he returned to take part in playoff game at Oakland . . . as a rookie in '74 started the first game at ILB, but injury forced him to miss the next three games . . . returned to start last ten games . . . started every game

and led team with 142 tackles in 1975, capturing MVP awards from the Jaycees and 1776 Fan Club in the process . . . also won NEA Third Down Award ('75) which he repeated as winner again in '78 . . . began college career at Augsburg (Minn.) College before transferring to NDSU where he saw action at DE and strong side LB . . . team captain in 1973 and team MVP in both '72 and '73 . . . three sport star at Anoka (Minn.) High and was all-state gridder under the tutelage of father Stan who was his head coach . . . Patriot's defensive captain who will be counted on for his leadership role and big play effectiveness again in 1979.


**PRO STATS:** Interceptions: '75-two for eight yds., '76-two for 32 yds., '78-five for 104 yds.; Fumble Recoveries: '74-1, '75-3, '77-1, '78-4; Games played: 1974-11, 1975-14, 1976-10, 1977-13, 1978-14.



Stanley Morgan



Steve Nelson



Tom Owen

## **WILLIS THOMAS (TOM) OWEN**

**QB**

**6-1, 194**

**Wichita State**

**6th Yr. (T-S.F., '76)**

Born 9-1-52 at Shreveport, La. . . a patient and accurate passer, "T.O." has seen limited action the past 3 seasons as backup to the durable Steve Grogan . . . ironically, he was a schoolboy rival of Grogan's, having directed Turner High of Kansas City against Grogan's Ottawa, Kansas eleven . . . came to Patriots along with four draft choices in the historic Jim Plunkett trade on 4-5-76 . . . after being active the entire 1977 season without calling a play, he shared the signal calling with Grogan in the 55-14 rout of the Jets (10/29) and the season finale vs. Miami (12/18), breaking a 30 game consecutive non-playing streak . . . although he was a late choice (13th round—1974), he emerged as the 49'ers top QB in the second half of the season, leading the club to four wins in their last five games, starting seven games as a rookie . . . was a three year starter for the Shockers, assuming the QB duties after a tragic air crash wiped out most of the school's football squad.

### **PASSING**

Year	Club	G	Att.	Comp.	Yds.	Pct.	TD	Int.	LG	LAP
1974	S. Fran.	10	184	88	1327	47.8	10	15	68t	25-202
1975	S. Fran.	4	51	24	318	47.1	1	2	24	6-57
1976	Patriots	2	5	1	7	20.0	0	0	7	0-0
1977	Patriots	0	0	0	0	0.0	0	0	0	0-0
1978	Patriots	2	26	15	182	57.7	0	2	23	3-22
<b>Totals 5 years</b>		<b>18</b>	<b>266</b>	<b>128</b>	<b>1834</b>	<b>48.8</b>	<b>11</b>	<b>19</b>	<b>64t</b>	<b>34-281</b>

**OTHER STATS:** Fumbles: '74-4, '75-1; Fumbles Recoveries: '74-1, '75-1; Rushing: '74-16 times for 36 yds. and 1 TD, '75-once for one yard.

## **CHARLES MICHAEL (MIKE) PATRICK**

**P**

**6-0, 190**


**Mississippi State**

**5th Yr. (FA, '75)**


Born 9-6-52 at Austin, Texas . . . a persistent thigh injury, which started in training camp, continued throughout the pre-season and limited Mike to seeing action in only the opening game . . . placed on injured reserve on 9-5-78 and replaced for balance of the year by veteran Jerrel Wilson . . . his effective punting in 1977 resulted in only six touchbacks while placing 13 punts inside the 20 . . . ranked eighth among NFL punters for fewest return yards allowed . . . 3rd leading punter in Patriots history behind present offensive

backs coach Tom Yewcic (1961-66) and Tom Janik (1969-71) boomed a 62 yarder in his rookie year opener vs. Houston (9-21-75), longest Patriot punt since Bob Scarpito's team record 87 yarder vs. Denver (9/39/68) . . . signed as free agent (2/20/75) following 1974 Sun Bowl appearance . . . a native of Biloxi, Miss., Mike set several Miss. St. punting records . . . kept busy during his layoff rehabilitating his thigh and making many speaking and promotional appearances.


PUNTING							
Year	Club	G	No.	Yds.	Avg.	Lg.	Blk.
1975	Patriots	14	83	3223	38.8	62	0
1976	Patriots	14	67	2688	40.1	52	0
1977	Patriots	14	65	2354	36.2	64	0
1978	Patriots	1	7	216	30.9	47	0
Totals	4 years	43	222	8481	38.2	64	0



Mike Patrick



Carlos Pennywell



Dave Posey

## **CARLOS JEROME (CHILLY) PENNYWELL** **WR** **6-2, 180** **Grambling** **2nd Yr. (D-3, 78)**

Born 3-18-56 at Crowley, La. . . highly touted and swift receiver who saw most of his rookie year action on special teams . . . an alum of the renowned alma mater of many pro players, the Grambling product was the 77th player chosen in the 1978 draft . . . nickname "Chilly" derived for his ability to remain "cool" under pressure situations . . . teamed with QB Doug Williams (Tampa Bay's 1978 first rounder) as a senior to make Tigers No. 2 pass offense in country . . . earned consensus all-American status with a 87.5 reception yds. per game average in leading Grambling to a 10-1 slate in '77 . . . member of the same receiver corps as Dwight Scales (Rams) and Sammy White (Vikings) . . . his 12 TD catches as a junior tied White's state and school season record while his 26 career TD's equal White's record mark . . . the 4.4 speedster had over 200 scholarship offers as a prep senior at Shreve High.

PRO STATS: Receiving: '78-one for 28 yards; Games Played: 1978-16.

## **DAVID E. (DAVE) POSEY** **K** **5-11, 167** **Florida** **2nd Yr. (FA, 78)**


Born 4-1-56 at Painesville, Ohio . . . Dave answered the Patriots urgent call for a placekicker when John Smith went down with injury problems and helped Pats win on two occasions with his FG's . . . began pro career as San Francisco's 9th round selection in 1977, and after being cut in pre-season had stops at Detroit and Atlanta . . . settled in as Pats kicker for final 11 games as he earned job in contest among several former pro kickers . . . had his most productive day in 55-14 thrashing of Jets (10/29), setting team record for most PATS attempted (8), most PATS made (7) in only fourth game with the team . . . with 8 seconds showing on the clock, he booted a pressure packed 21 yd. FG to lift Pats over Bills 26-24 for their first outright divisional championship in club's history . . . a non-scholarship candidate, Dave made the Gator squad and went on to set virtually every school placekicking record . . . led SEC scorers with 64 points as a junior (1975) and appeared in four bowl games as a collegian (Tangerine, Sugar, Gator and Sun).

Year	Club	KICKING		FGM-FGA	PTS.
		G	PATs		
1978	Patriots	11	29-31	11-22	62


**GREGORY JAMES (GREG) SCHAUM** **DE**  
**6-4, 255** **Michigan State** **3rd Yr. (FA, 78)**

Born 1-1-54 at Baltimore . . . came to Pats after two year stint at Dallas where he was Cowboys first pick of the seventh round in 1976 . . . 9-7-78 to help fill gap left by the injury to Julius Adams . . . as a rookie, was the top replacement for Harvey Martin and Too Tall Jones but knee surgery shelved him for 1977 season . . . only Spartan alum on Patriots that has three Michigan Staters on coaching staff.


PRO STATS: Games Played: 1978-14.



Greg Schaum



Rod Shoate



John Smith

**RODERICK (ROD) SHOATE** **OLB**  
**6-1, 215** **Oklahoma** **4nd Yr. (D-2,75)**

Born 4-26-53 at Spiro, Oklahoma . . . completed his second straight healthy season in '78, playing in all 16 games and starting in all but one . . . his great pro potential was finally evidenced as he settled into starting role at left outside LB spot . . . consistent performer who led linebacking corps with five sacks, 13 pressures while making 48½ tackles . . . still counted on for great special teams play . . . after two injury riddled seasons, returned to play in all 14 games of 1977, starting three times . . . registered 34 tackles and five sacks in last five games . . . special teams captain for first four games as a rookie in 1975 before broken leg suffered at Cincinnati halted his play for the year . . . made a great return in '76 pre-season before injured knee in final exhibition game shelved him for the entire season . . . 44th player chosen in 1975 draft after starting over three year period with Barry Switzer's Sooners . . . consensus All-American as a senior, while making a host of All-America lists all three years . . . three time Big 8 selectee . . . strong upper body and great speed allow him to thwart many opponents' ground attacks . . . looks forward to another starting role and even better performance in 1979.

PRO STATS: Fumble Recoveries: '78-3; Games played: 1975-4, 1976-0, 1977-14 1978-16.


**JOHN MICHAEL SMITH** **K**  
**6-0, 185** **Southampton (Eng.)** **6th Yr. (FA, 74)**

Born 12-30-48 at Leafield, England . . . a painful thigh muscle injury, which began against St. Louis (9/10) and persisted thru the next game vs. Baltimore, finally put John on the injured reserve rolls after only three games in 1978 . . . John's injury, coupled with Mike Patrick's leg problems, put the Pats' kicking duo on the injured reserve list early in the season, a situation unprecedented in recent NFL history . . . the unfortunate injury halted John's streak at four seasons (1974-77) that he was the club's scoring leader . . . was able to add to his club record of most consecutive games scoring which now stands at 44 (1975-78) . . . '77, he was NFL's ninth best scorer and AFC's fourth ranked FG kicker with .714 percentage . . . hit 14 of 17 attempts (.823) from inside the 40 . . . his 87




points in 1976 ranked him third among AFC kickers and seventh in NFL . . . only regular NFL kicker who did not miss a PAT in '75 . . . as a visiting soccer camp instructor, tried kicking a football and wound up with a free agent tryout with Pats in 1973 . . . after free agent signing, he was traded to Pittsburgh, later waived by Steelers and returned to gain kicking experience with the now defunct NE Colonials (ACFL) . . . was ACFL scoring king, hitting 36 straight conversions and 19 of 21 FG's (longest was 48 yds.) . . . the left footed soccer style kicker re-signed free agent pact on 4-7-74 and won kicking job in camp . . . his rookie year point output of 90 enabled him to finish as runnerup to AFC scoring leader Roy Gerla and as fourth best NFL . . . Foxboro Jaycees Rookie of the Year for 1974 Pro Football Weekly and Football Digest all-Rookie squad pick . . . now ranks second in every Patriots kicking category behind former playing great and present special teams coach Gino Cappeletti.


KICKING					
Year	Club	G	PATs	FGM + FGA	PTS.
1974	Patriots	14	42-43	16-22	90
1975	Patriots	14	33-33	9-17	60
1976	Patriots	14	42-46	15-25	87
1977	Patriots	14	33-33	15-21	78
1978	Patriots	3	6-7	1-1	9
Totals	5 years	59	156-162	56-86	324



Darryl Stingley



Mosi Tatupu



Don Westbrook

## DARRYL FLOYD STINGLEY

6-0, 195

Purdue

WR

7th Yr. (D-1c, 73)

Born 9-18-51 at Chicago . . . tragic pre-season injury at Oakland (8-12-78) halted his budding pro career but continues to be an integral part of the Patriots entire organization . . . hopes to lend his talents as scout and film analyst in future seasons . . . Stinger's 1977 season was his best to date, notching his best marks in all individual categories, most catches (39), most yards (657), longest reception (68) and most TD's (5) . . . was team's top receiver in 1976 with 17 receptions while his 21.8 yd. reception average was AFC's third best . . . before Mike Haynes and Stanley Morgan arrived on the scene, he played a prime role in handling punt return duties, emerging as the club's best returner in '75 (15 returns for 113 yds.) . . . Patriots third choice (acquired from hometown Chicago Bears in Carl Garrett trade) in 1973's first round . . . played all 14 games his rookie year, starting ten times and making PFW's All-Rookie Team . . . versatile threat as a Boliermaker who accounted for 2083 yards in his college career (rushing, receiving, punt and kickoff returns) . . . highly honored high school student athlete was Chicago's schoolboy athlete of the year in 1968 . . . respected and admired by fans throughout the country for his contribution to football.

RECEIVING							
Year	Club	G	No.	Yds.	Avg.	Lg.	TD
1973	Patriots	14	23	339	14.7	25	2
1974	Patriots	5	10	139	13.9	20t	1
1975	Patriots	14	21	378	18.0	45	2
1976	Patriots	13	17	370	21.8	58t	4
1977	Patriots	14	39	657	16.8	68	5
Totals	5 years	60	110	1883	17.1	68	14

**OTHER STATS:** Kickoff Returns: '74-six for 143 yds., '75-two for 44 yds; Punt Returns: '73-three for 21 yds., '75-15 for 113 yds. (two fair catches); Rushing: '73-six times for 64 yds., '74-five times for 63 yds. (1 TD), '76-eight times for 45 yds., '77-three times for 33 yds. (1 TD); Fumbles: '73-1, '75-2; Fumble Recoveries: '75-1.

## **MOSIULA (MOSI) TATUPU**

**6-0, 229**


**Southern Cal**

**RB**


**2nd Yr. (D-8b, 78)**

Born 4-26-55 at Pago Pago, American Samoa . . . despite backing up fellow Trojan alum Sam Cunningham and Don Calhoun at FB, Mosi's outstanding special teams play earned him the 1776 Fan Club's Rookie of the Year Award . . . USC Coach Johnny Robinson says of Mosi, "he's the finest blocking back at USC since Sam Cunningham," a tribute to his fine contribution to the Trojan's explosive I formation offense . . . his four year college career included four bowl appearance, (two Rose Bowls, Liberty Bowl and Bluebonnet Bowl) . . . recorded 1277 rushing yds. and 9 TD's on 223 career carries along with 147 more yds. on 19 receptions at USC . . . joins Russ Francis as one of greatest high school gridgers in Hawaiian history, having rushed for 21 TD's and 1483 yds. while a senior at Punahoe (Honolulu) H.S. . . . son of a former Samaon middleweight champ who moved from American Samoa as a youngster.

**PRO STATS:** Rushing: three time for six yards; Kickoff Returns: '78-once for 17 yards; Games Played: 1978-16.



Dwight Wheeler



Steve Zabel

## **DONALD JOSEPH (DON) WESTBROOK, JR.**

**5-10, 184**

**Nebraska**

**WR**

**3rd Yr. (FA, 77)**

Born 11-1-52 at Cheyenne, Wyoming . . . originally Baltimore's 6th round pick in 1975, "Westy" joined the Pats for the 1977 season and has been a top special teams player ever since . . . quite and capable, he provides ready support for the receiving corps and as a reserve kickoff returner . . . played briefly with Philadelphia (WFL) and was a free agent at Tampa Bay in '76 . . . No. 2 receiver in Big-8 as a senior, hauling in 33 Cornhusker passes for 508 yards . . . also picked 581 yds. rushing in his three career at Nebraska.

### **RECEIVING**

Year	Club	G	No.	Yds.	Avg.	Lg.	TD
1977	Patriots	13	—	—	—	—	—
1978	Patriots	16	3	38	12.7	19	0
<b>Totals</b>	<b>2 years</b>	<b>29</b>	<b>3</b>	<b>38</b>	<b>12.7</b>	<b>19</b>	<b>0</b>

**OTHER STATS:** Kickoff Returns: '78-seven for 125 yards (17.9 yd. average); Punt Returns: '77-1, '78-0; Fumble Recoveries: '77-1, '78-1; Rushing: '78-once for minus two yards.

## **DWIGHT (WHIMPY) WHEELER**

**6-3, 255**

**Tennessee State**

**OT**

**1st Yr. (D-4, 78)**

Born 1-13-55 at Memphis . . . an impressive pre-season start earned him the respect of coaches and players alike . . . unfortunately the friendly Whimpy broke his ankle at St. Louis (9/10) and was placed on injured reserve after only two games . . . being counted

upon as a future offensive line standout and possible all-pro . . . as a three year starter with Bengal Tigers, proved to be the team's most versatile player, seeing action at center, guard and tackle . . . accomplished FG and punt snapper . . . Senior Bowl performer and winner of the J.C. Coffee Award as Tenn. State's most outstanding offensive lineman in '77 . . . four sport standout (football, basketball, track and baseball) at Manasses, Tenn.

PRO STATS: Games Played: 1978-2

## STEVEN GREGORY (STEVE) ZABEL OLB 6-4, 228 Oklahoma 10th Yr. (T-Phil., 75)

Born 3-20-48 at Minneapolis, Minn. . . . despite missing five games while hobbled by a leg injury, the Patriots' most experienced LB had another productive season last year . . . known for his quick wit off the field, "Zabe" is also quick to make a big play when needed . . . had 30½ tackles and three pressures in his ninth season as a pro . . . missed three games in '77 with foot injury but still contributed 32 tackles and two sacks . . . 1976 was one of his best ever as he turned in 88 tackles to lead linebackers in that department . . . started all 14 games and was tabbed by Foxboro Jaycees as defensive MVP . . . acquired from Philadelphia in trade on 7/15/75 . . . Zabe stepped into start nine games in first year as a Patriot and was credited with 72 tackles while making three QB sacks . . . Philadelphia's first round choice in 1970 NFL draft . . . played TE, MLB, and OLB for Eagles in a five year tenure there earned All-American and All-Big 8 honors as a TE and LB under Chuck Fairbanks at OU . . . appeared in East-West, Hula Bowl and College All-Star games after completing his career with Sooners.

PRO STATS: Rushing: '71-once for minus five yds.; Receiving: '70-eight passes for 119 yds. and one TD, '71-two passes for four yds.; Interceptions: '71-one for four yds.; '73-two for 13 yds., '74-two for 12 yds., '78-one for zero yds.; Kickoff Returns: '71-one for zero yds.; Fumble Recoveries: '71-2, '74-2, '75-1, '76-3, '77-1, '78-3; Games played: 1970-14, 1971-14, 1972-7, 1973-11, 1974-14, 1975-13, 1976-14, 1977-11, 1978-11.

## NFL TEAM TELEPHONE NUMBERS

Atlanta . . . . .	404/588-1111	Minnesota . . . . .	612/920-4805
Baltimore . . . . .	301/667-4400	New England . . . . .	617/543-7911
Buffalo . . . . .	716/648-1800	New Orleans . . . . .	504/524-1421
Chicago . . . . .	312/663-5100	N. Y. Giants . . . . .	201/935-8111
Cincinnati . . . . .	513/621-3550	N. Y. Jets . . . . .	212/421-6600
Cleveland . . . . .	216/696-5555	Oakland . . . . .	415/562-5900
Dallas . . . . .	214/369-8000	Philadelphia . . . . .	215/463-2500
Denver . . . . .	303/623-8778	Pittsburgh . . . . .	412/323-1200
Detroit . . . . .	313/335-4131	St. Louis . . . . .	314/421-0777
Green Bay . . . . .	414/494-2351	San Diego . . . . .	714/280-2111
Houston . . . . .	713/797-9111	San Fran. . . . .	415/365-3420
Kansas City . . . . .	815/924-9300	Seattle . . . . .	206/827-9777
Los Angeles . . . . .	714/535-7267	Tampa Bay . . . . .	813/870-2700
Miami . . . . .	305/379-1851	Washington . . . . .	703/471-9100

# 1978 STATISTICAL HIGHLIGHTS:

\*First team in NFL history to have four members of a backfield with over 500 rushing yards — Sam Cunningham 768, Horace Ivory 693, Andy Johnson 675, Steve Grogan 539.

\*Team led the NFL in total offense with 5965 yards (372.8 per game). Included in this figure is 3165 rushing yards (197.8 per game) to set a new NFL record, besting Buffalo's 1973 production of 3088 yards. Also, the Patriots had 181 rushing first downs which ranked No. 1 in the NFL.

\*Sam Cunningham's 768 rushing yards made him the leader in this department for the fourth straight year, fifth in the last six seasons. He continues in second place among the all-time Patriots rushers behind Jim Nance. In 1979 he would need the following figures to take over the top spot — attempts 193, yards 724.

\*Tony McGee turned in 11½ sacks during the season to account for his fourth straight year as the team leader in this area. He now has 67 sacks spread over his career.

\*Andy Johnson had to be the Patriots "comeback player of the year." He sat out the 1977 season with knee surgery, came back in '78 with 942 yards — 675 rushing and 267 receiving.

\*Mike Haynes (14 returns for 183 yards) now leads this category in every department — attempts 75, yards 1011, touchdowns 2.

\*Horace Ivory knocked the "sophomore jinx" for a loop — in his rookie year he carried the ball three times for 10 yards, as a sophomore in '78 he was 141-693 to rank 15th in the AFC. And, with 11 touchdowns to his credit, only two players in the NFL were able to account for more.

\*The 358 points turned in by the Patriots was the third highest in the NFL, one behind second place New York Jets and 26 off the pace set by Dallas.

\*Steve Nelson led the defense in tackles with 98 with Raymond Hamilton's 85½ good for second place. Timmy Fox led the secondary in this department with 68.

\*Steve Grogan has had just about half the playing time as Patriots all-time leading quarterback Babe Parilli, and it is amazing how close his figures are to being half those racked up by the Babe: attempts 2413-1243; complete 1140-625; yards 16, 747-8865; touchdowns 132-69; interceptions 138-84.

\*Raymond Clayborn led the kickoff returners for the second year in a row and is now fourth on the all-time listing with just two years under his belt. Fellow cornerback Mike Haynes led the team in interceptions (six) to rank No. 1 for the third year in a row. With 19 to his credit he is fourth on the all-time list, 10 away from the top.

\*Stanley Morgan led in pass receptions yardage with 820, Russ Francis was on top in number of catches with 39, and Harold Jackson was right behind both in each category with 743 on 37. And, this trio accounted for all 15 touchdowns scored through the air.

\*Richard Bishop won honors for his pressures on the quarterback with 27 and he also chipped in with 75 tackles and seven sacks to rank second in both departments among defensive linemen.

\*Steve Grogan has started 49 consecutive regular season games (51 counting the two playoffs) which is the longest such string among NFL quarterbacks.

## 1978 TRADES:

8/14 — Bob McKay (OT) to Detroit for Jim Mitchell (DE)

8/15 — Mike Burke (P) from Denver for conditional draft choice

8/16 — Harold Jackson (WR) from Los Angeles for future draft choices

8/22 — Dave Purefory (DE) from Pittsburgh for draft choice

8/23 — Tom Neville (OT) to Denver for draft choice

8/23 — Neil Clabo (P) from Minnesota for conditional draft choice

9/13 — Bob McKay (OT) from Detroit for draft choice.

# HOW THE PATRIOTS WERE BUILT

YEAR	DRAFT	TRADES	FREE AGENTS / WAIVERS
1971	Adams, J. (2)		Adams, S. (W-Dallas) Lenkaitis (W-San Diego)
1973	Cunningham, S. (1b) Hamilton (14) Hannah (1a) Stingley (1c)	Lunsford (Washington)	Gray (W-Miami) King (FA)
1974	Corbett (2a) Hunt (15) Johnson (5a) Nelson, S. (2b)	McGee (Chicago)	McCray (FA) Smith (FA)
1975	Francis (1) Grogan (5) Shoate (2)	Zabel (Philadelphia)	Calhoun (FA) Conn (FA) Jordan (FA) Patrick (FA)
1976	Beaudoin (9) Boyd (6) Brock (1b) Fox (1c) Haynes (1a)	Owen (San Francisco)	Bishop (FA)
1977	Brown (3) Clayborn (1a) Costict (11) Hasselbeck (2b) Ivory (2a) Morgan (1b)		Westbrook (FA)
1978	Cavanaugh (2) Coleman (6) Cryder (1) Falcon (8a) Hawkins (7) Matthews (5) Pennywell (3) Tatupu (8b) Wheeler (4)	Jackson (LA)	McAlister (W-Cleveland) Posey (FA) Schaum (FA)
1979	Clark (10b) Cox (10a) Flint (7) Golic (2) Hare (4) Love (8) Sanford (1) Spagnola (9) Zamberlin (5)		Barrett (FA) Brown, R. (FA) Buben (FA) Campagna (FA) Cunningham, K. (FA) Dent (FA) Dorsey (FA) Durrett (FA) Ebeling (FA) Eppes (FA) Forbes (FA) Hurley, B. (FA) Hurley, J. (FA) Jarvis (FA) Lee (FA) Marhefka (FA) Martin (FA) McCarron (FA) McLaughlin, M. (FA) McLaughlin, T. (FA) Nelson, H. (FA) Peot (FA) Polillio (FA) Riccio (FA) Ricker (FA) Rodenberger (FA) Staub (FA) Talton (FA) Totten (FA)



# 1979 VETERAN ROSTER

Name	Pos.	Hgt.	Wgt.	NFL		College
				Exp.	Birthdate	
ADAMS, Julius	DE	6-4	263	8	4-26-48	Texas Southern
ADAMS, Sam	G	6-3	260	8	9-20-48	Prairie View
BEAUDOIN, Doug	S	6-1	190	4	5-15-54	Minnesota
BISHOP, Richard	NT/DE	6-1	260	4	3-23-50	Louisville
BOYD, Greg	DE	6-6	275	3	9-15-52	San Diego State
BROCK, Pete	C	6-5	260	4	7-14-54	Colorado
BROWN, Sidney	CB	6-0	186	2	1-27-56	Oklahoma
CALHOUN, Don	RB	6-0	212	6	4-29-52	Kansas State
CAVANAUGH, Matt	QB	6-1	210	2	10-27-56	Pittsburgh
CLAYBORN, Raymond	CB	6-1	190	3	1- 2-55	Texas
COLEMAN, Kem	LB	6-3	243	1	8- 3-56	Mississippi
CONN, Dick	S	6-0	180	6	1- 9-51	Georgia
CORBETT, Steve	G	6-4	255	2	8-11-51	Boston College
COSTICT, Ray	ILB	6-0	218	3	3-19-55	Mississippi State
CRYDER, Bob	G	6-4	265	2	9- 7-56	Alabama
CUNNINGHAM, Sam	RB	6-3	230	7	8-15-50	So. California
FALCON, Terry	G	6-3	260	2	8-30-55	Montana
FOX, Tim	S	5-11	190	4	11- 1-53	Ohio State
FRANCIS, Russ	TE	6-6	242	5	4- 3-53	Oregon
GRAY, Leon	OT	6-3	260	7	11-15-51	Jackson State
GROGAN, Steve	QB	6-4	208	5	7-24-53	Kansas State
HAMILTON, Raymond	NT	6-1	245	7	1-20-51	Oklahoma
HANNAH, John	OG	6-2	265	7	4- 4-51	Alabama
HASSELBECK, Don	TE	6-7	245	3	4- 1-55	Colorado
HAWKINS, Mike	OLB	6-2	232	2	11-29-55	Texas A & I
HAYNES, Mike	CB	6-2	195	4	7- 1-53	Arizona State
HUNT, Sam	ILB	6-1	253	6	8- 6-51	Stephen F. Austin
IVORY, Horace	RB	6-0	198	3	8- 8-54	Oklahoma
JACKSON, Harold	WR	5-10	175	12	1- 6-46	Jackson State
JARVIS, Ray	WR	6-1	190	9	2- 2-49	Norfolk State
JOHNSON, Andy	RB	6-0	204	5	10-18-52	Georgia
JORDAN, Shelby	OT	6-7	260	4	1-23-52	Washington (MO)
KING, Steve	OLB	6-4	230	7	6-10-51	Tulsa
LENKAITIS, Bill	C	6-4	255	12	6-30-46	Penn State
LUNSFORD, Mel	DE	6-3	260	7	6-13-50	Central State (OH)
MATTHEWS, Bill	LB	6-2	235	1	3-12-56	South Dakota State
McALISTER, James	RB	6-1	210	4	9-15-51	UCLA
McCRAV, Prentice	S	6-1	190	6	3- 1-51	Arizona State
McGEE, Tony	DE	6-4	250	9	1-18-49	Bishop
MORGAN, Stanley	WR	5-11	180	3	2-17-55	Tennessee
NELSON, Steve	ILB	6-2	230	6	4-26-51	North Dakota State
OWEN, Tom	QB	6-1	194	6	9- 1-52	Wichita State
PATRICK, Mike	P	6-0	190	4	9- 6-52	Mississippi State
PENNYWELL, Carlos	WR	6-2	180	2	3-18-56	Grambling
POSEY, David	K	5-11	167	2	4- 1-56	Florida
SCHAUM, Greg	DE	6-4	255	3	1- 1-54	Michigan State
SHOATE, Rod	OLB	6-1	215	4	4-26-53	Oklahoma
SMITH, John	K	6-0	185	6	12-30-49	Southampton (Eng)
STINGLEY, Darryl	WR	6-0	195	6	9-18-51	Purdue
TATUPU, Mosi	RB	6-0	229	2	4-26-55	So. California
WESTBROOK, Don	WR	5-10	184	3	11- 1-52	Nebraska
WHEELER, Dwight	OT	6-3	255	1	1-13-55	Tennessee State
ZABEL, Steve	OLB	6-4 •	228	10	3-20-48	Oklahoma

## 53 VETERANS REPORT

When the Patriots opened their 1979 training camp there were 53 veterans on the roster. Bill Lenkaitis and Harold Jackson led the list in experience as they both began their 12th season. The list also includes younger players like Kem Coleman and Bill Matthews who have yet to suit up for a regular season game in the NFL.

# 1979 FIRST YEAR ROSTER

Name	Pos.	Hgt.	Wgt.	NFL		College
				Exp.	Birthdate	
BARRETT, Oliver	LB	6-0	227	1	2-13-56	Texas Southern
BROWN, Ron	DB	6-1	185	R	11-28-56	Brown Univ.
BUBEN, Mark	DL	6-3	260	R	3-23-57	Tufts
CAMPAGNA, Chuck	NT	6-2	252	R	11- 4-55	American Int'l Col.
CLARK, Allan	RB	5-10	186	R	6- 8-57	Northern Arizona
COX, Martin	WR	6-0	172	R	8-12-56	Vanderbilt
CUNNINGHAM, Kevin	G/C	6-5	250	R	2- 6-56	Iowa State
DENT, Dennis	WR	5-7	155	R	2-22-56	U. Mass.
DORSEY, Larry	DB	6-0	180	R	7-14-54	Hawaii
DURRETT, Robert	WR	5-11	170	1	7-11-51	None
EBELING, Ken	LB	6-5	215	R	3-21-51	Colgate
EPPE, Roy	DB	6-1	185	1	7-22-54	Clemson
FLINT, Judson	DB	6-0	201	R	1-26-57	Memphis State
FORBES, Rob	RB	6-1	227	R	9-17-56	Drake
GOLIC, Bob	LB	6-2	249	R	10-26-57	Notre Dame
HARE, Eddie	P	6-4	209	R	5-30-57	Tulsa
HURLEY, Bob	G	6-2	255	R	7-21-57	Holy Cross
HURLEY, John	QB	6-3	205	1	6-26-55	Santa Clara
LEE, Earnest	DE/NT	6-3	270	1	1-11-55	Texas
LOVE, Randy	RB	6-1	205	R	9-30-56	Houston
MARHEFKA, Tom	LB	6-1	227	R	7- 7-56	Rhode Island
MARTIN, Mike	LB	6-2	220	1	12- 3-54	Kentucky
McCARRON, Ken	K	6-1	212	1	11-25-51	Westfield St. (MA)
McLAUGHLIN, Mike	C	6-1	250	R	3- 7-56	U. Mass.
McLAUGHLIN, Tom	P	6-0	198	R	2-13-56	Iowa University
NELSON, Harry	WR	5-11	175	R	6- 1-55	Mattatuck, C.C. (CT)
PEOT, Rick	P	6-1	194	1	11-11-55	Wisc. /Stevens Point
POLILLO, Ralph	RB	5-9	185	R	9-18-56	Harvard University
RICCIO, John	WR	6-0	180	R	2-11-54	American Int'l Col.
RICKER, Paul	TE	6-3	242	R	9-23-56	Norwich
RODENBERGER, Rich	WR	6-0	180	R	4-20-53	E. Stroudsburg St.
SANFORD, Rick	DB	6-1	192	R	1- 9-57	South Carolina
SPAGNOLA, John	TE	6-4	224	R	8- 1-57	Yale
STAUB, Pat	OG	6-2	245	1	3-11-55	Temple
TALTON, Ken	RB	6-1	205	R	6-25-56	Cornell
TOTTEN, Mark	RB	6-1	205	1	6-26-55	Cornell
ZAMBERLIN, John	LB	6-2	232	R	2-13-56	Pacific Lutheran

NOTE: R denotes player making first appearance in NFL camp, while players designated with 1 have attended an NFL camp in the past.

## 1979 DRAFT CHOICES

### RICK SANFORD

(D-1)

DB

6-1, 192

South Carolina

Born 1-9-57 at Rock Hill, S.C. . . . 25th player selected in the 1979 draft . . . highest NFL draft selectee in school's history (Alex Hawkins was second rounder by Colts in 1959) . . . as high school performer (Northwestern, Rock Hill, S.C.) he was more widely recruited as a basketball player . . . earned all-State honors in basketball, football and track as well as being High School all-American hoopster . . . SC's high school athlete of the year in 1975 . . . regarded as the top defensive back available in the draft, first secondary player selected . . . three year regular for Gamecock's during which he turned in 112 tackles and had nine interceptions for 112 yards . . . spot duty as punt returner . . . prior to 1978 season earned Playboy all-American first team honors . . . after season was first team choice in South Independents, College & Pro Weekly, Sporting News in addition to playing in East-West Shrine game and North-South game.

### BOB GOLIC

(D-2)


LB

6-2, 249


Notre Dame

Born 10-26-57 at Cleveland, Ohio . . . outstanding high school wrestler and football player. In former he had 28-9-1 record as a senior, 67-4-2 over career and was state champion . . . broke into Notre Dame starting lineup as a freshman and hung on to job for next three years . . . first collegiate game was in Schaefer Stadium versus Boston College . . . earned all-America honors as a junior


and same year finished third in NCAA heavyweight wrestling . . . defensive captain in senior year and led team in tackles with 152 . . . holds ND single game tackle record with the 26 he racked up against Michigan last year . . . had six interceptions during his career, 479 tackles for a Notre Dame record . . . very strong against the inside run, exceptional strength and quickness in move to the ball . . . finalist in voting for Vince Lombardi Defensive MVP Award in 1978 Cotton Bowl . . . all-America choice with Playboy (pre-season), AP, UPI, Football News and Kodak, while being selected to play in the Hula Bowl.



**RICK SANFORD**



**BOB GOLIC**




**EDDIE HARE**

**EDDIE HARE**  
**6-4, 209**


**(D-4)**

**P**  
**Tulsa**


Born 5-30-57 at Ulysses, Kansas . . . four sport standout and all-South Texas honors at Kilgore (TX) High School . . . baseball draft choice of Montreal out of high school . . . three year punter for Tulsa who earned second team all-Missouri Valley honors as sophomore and first team in '77 and '78 . . . 2-2½ step kicker who has exceptional leg strength and extension . . . three year varsity career produced an average punt of 41.9 yards with 43.1 in senior year as his best . . . punted for 7633 yards for Tulsa . . . had a 77-yard punt against Arkansas in 1976 and also connected for 66, 70, 75 during his career . . . as a junior he passed off the punt formation and hit on a 75-yarder to Mike Rollins, longest non-scoring pass play in Tulsa history . . . standout baseball pitcher who will be taking part in Missouri Valley Conference championships May 17-20 . . . Fellowship of Christian Athletes leader and two-handicap golfer.



**JOHN ZAMBERLIN**



**JUDSON FLINT**



**RANDY LOVE**

**JOHN ZAMBERLIN**  
**6-2, 232**

**(D-5)**

**LB**  
**Pacific Lutheran**




Born 2-13-56 at Tacoma, WA. . . first player ever drafted out of Pacific Lutheran . . . played DT as freshman and sophomore and moved to linebacker for last two seasons . . . standout quickness and initial reaction with great tackling ability . . . co-captain in both '77 and '78 when team won NAIA District I championships . . . holds school record of 11 interceptions in 1977 . . . led squad in tackles last two years, 105 in 1977 and 96 last season . . . three year tackle total of 268 and 15 interceptions . . . standout centerfielder on baseball team who was invited to tryout with Seattle Mariners . . . first team honors included Little All-Northeast, All-Conference, all-District NAIA all-America and AP Little All-America.

**JUDSON FLINT****(D-7)****DB****6-0, 201****Memphis State**

Born 1-26-57 at Farrell, Pa. . . . launched collegiate career at California State College (PA) where he was a two-time all-Pennsylvania defensive back . . . switched to Memphis State where he earned a football scholarship as a walkon candidate . . . played safety in first year and switched to corner as a senior . . . turned in three interceptions for Memphis State and had 37 tackles in each season . . . did some punt return work as a senior and hit for 211 yards on 19 attempts, including two touchdowns.

**RANDY LOVE****(D-8)****RB****6-1, 205****Houston**

Born 9-30-56 at Garland, Texas . . . comes from football family — older brother (Donnie) played for the Cougars, younger brother (Dwayne) will be freshman there this year . . . outstanding four year career in which he carried the ball 364 times for 1727 yards and 15 touchdowns . . . senior year was his best as he used his great leg strength to power for 1019 yards and nine scores . . . ranks ninth on Houston's all-time rushing list . . . ranked fourth among Southwest Conference rushers.

**JOHN SPAGNOLA****MARTIN COX****ALLAN CLARK****JOHN SPAGNOLA****(D-9)****TE****6-4, 224****Yale**

Born 8-1-57 at Stroudsburg, PA. . . . first Eli product drafted by the Patriots since HB Dick Niglio in 1964 (only other one) . . . Yales's all-time leader in receptions with 96 for 1702 yards . . . varsity career produced 88 for 1554 and 18.1 yard average . . . Yale's 1978 MVP who won same honor in Blue-Gray game with four catches for 61 yards and two TDs . . . in last year's Harvard-Yale game he threw a 77-yard TD pass and caught one to win the Ivy, all-East, ECAC, AP and UPI all-New England as well as AP honorable mention all-American.

**MARTIN COX****(D-10a)****WR****6-0, 173****Vanderbilt**

Born 8-12-56 at Mullins, S.C. . . . four year performer who had a 16.4 per catch average and nine touchdowns . . . 4.45 speed and standout pattern runner . . . in first three seasons he broke school reception record that had been standing for 25 years (1457 yards) . . . in final tally he had 132 catches for 2275 yards and nine TDs . . . played in post-season bowl games of Hula, Japan, and Senior . . . had standout game in Can-Am game in which he caught eight passes for 152 yards and two touchdowns.

**ALLAN CLARK****(D-10b)****RB****5-10, 186****Northern Arizona**

Born 6-8-57 at Grand Rapids, MN. . . . launched collegiate career by scoring first two times he handled the ball . . . four year varsity performer who had 3575 all-purpose yards and carried the ball 552 times for 2753 yards or 4.87 per carry . . . all-time Big Sky record of being "player of the week" seven times during career . . . outstanding senior year in which he carried 224 times for 1336 yards and nine touchdowns . . . had over 200 yards in three games in '78, including 261 versus Montana State . . . incredible record as halfback option passer with 7-for-9 (five TDs) over two years, in 1978 he hit on four of five with all being for scores . . . a flock of post-season honors include second team Academic all-America (University Division).

# 1978 AWARDS

RICHARD BISHOP — Quarterback Club Unsung Hero; Jim Lee Hunt Memorial Award.

SAM CUNNINGHAM — Pro-Bowl; all-AFC (second).

RUSS FRANCIS — Pro-Bowl (did not play, injured); NEA all-NFL (second); UPI all-AFC (second).

LEON GRAY — Pro-Bowl; NEA all-NFL (second); Pro FB Writers all-NFL; AP all-NFL; PF Weekly all-NFL; PF Weekly all-AFC; Sporting News all-AFC; UPI all-AFC.

STEVE GROGAN — CBS Star of the Week 10-29; Zayre-WBZ Award; Quarterback Club Minuteman Award.

RAY HAMILTON — Frito-Lay Community Service Award.

JOHN HANNAH — Budweiser Offensive Lineman of the Year; Seagram Offensive Lineman of the year; NEA all-NFL; FB Digest Offensive Lineman of the Year; Pro FB Writers all-NFL; PF Weekly all-NFL; PF Weekly all-AFC; AP all-NFL; UPI all-AFC; Sporting News all-AFC; Quarterback Club MVP.

MIKE HAYNES — Pro-Bowl; NEA all-NFL; Sporting News all-AFC; UPI all-AFC; PFB Writers all-NFL; PF Weekly all-AFC, AP all-NFL (second).

HORACE IVORY — CBS Star of the Week 10-22.

STEVE NELSON — NEA Third Down Award; Pepsi Cola Super Patriot Award; UPI all-AFC (second.)

MOSI TATUPU — Quarterback Club Rookie of the Year.

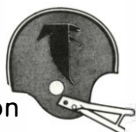


## Pre-Season Record vs. All Opponents

Team	W	L	T	Pct.	PF	PA	Attendance
Atlanta	2	3	0	.400	118	133	200,883
Baltimore	0	1	0	.000	3	33	29,313
Buffalo	6	6	0	.500	178	178	192,317
Chicago	1	0	0	1.000	27	17	50,892
Cincinnati	1	0	0	1.000	21	13	16,900
Cleveland	1	1	0	.500	48	40	78,712
Denver	2	4	0	.333	145	135	116,609
Detroit	1	2	0	.333	64	86	106,000
Green Bay	2	1	0	.667	72	36	135,565
Houston	0	4	0	.000	43	106	90,616
Kansas City	1	2	0	.333	45	65	65,200
Los Angeles	1	1	0	.500	35	38	113,405
Miami	1	1	0	.500	19	30	33,003
Minnesota	1	1	0	.500	46	27	72,031
New Orleans	2	2	0	.500	58	54	171,117
N.Y. Giants	3	4	0	.429	89	117	294,323
N.Y. Jets	2	10	0	.167	129	298	238,110
Oakland	3	3	1	.500	148	124	209,669
Philadelphia	3	3	0	.500	121	106	197,251
Pittsburgh	1	1	0	.500	16	41	65,779
San Diego	2	3	0	.400	101	145	110,526
San Francisco	0	1	0	.000	7	20	19,685
Washington	2	3	0	.400	108	116	148,934
TOTALS	38	57	1	.401	1641	1958	2,746,840

## Pre-Season Opponents

### ATLANTA FALCONS



National Conference — Western Division

August 4 — at Atlanta

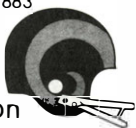
Head Coach: Leeman Bennett

Public Relations: Charlie Dayton

Office: (404) 325-2667

Date	Location	Pats	Opp.	Att.	Results
8-17-69	Boston	16	34	24,084	L
9- 5-71	Foxboro	35	45	48,631	L
8-18-73	Atlanta	10	27	56,239	L
8-21-76	Atlanta	28	17	30,619	W
9-11-77	Foxboro	29	10	41,346	W
FALCONS LEAD 3-2.		118	133	200,883	

### LOS ANGELES RAMS



National Conference — Western Division

August 12 — at Foxboro


Head Coach: Ray Malavasi

Public Relations: Jerry Wilcox (Geno Effler)

Office: (213) 277-4700

Date	Location	Pats	Opp.	Att.	Results
8-29-71	Foxboro	21	31	53,271	L
8- 5-78	Los Angeles	14	7	60,134	W
SERIES TIED 1-1.		35	38	113,405	

### OAKLAND RAIDERS



American Conference — Western Division

August 19 — at Foxboro

Head Coach: Tom Flores

Public Relations: John Herrera

Office: (415) 562-5900

Date	Location	Pats	Opp.	Att.	Results
8-28-60	Amherst	28	14	4,000	W
8-11-62	Providence	20	21	9,000	L
8- 4-63	Oakland	17	24	9,721	L
8-20-66	Anaheim, CA	21	10	36,038	W
8- 5-72	Oakland	24	31	53,661	L
8- 5-73	Foxboro	17	17	43,914	T
8-12-78	Oakland	21	7	53,335	W
SERIES TIED 3-3-1.		148	124	209,669	

### DENVER BRONCOS



American Conference — Western Division

August 24 — at Denver

Head Coach: Red Miller

Public Relations: Bob Peck (Jim Saccomano)

Office: (303) 623-8778

Date	Location	Pats	Opp.	Att.	Results
8- 5-60	Providence	43	6	4,706	W
9- 5-64	Denver	17	27	20,568	L
8-31-69	Jacksonville	26	10	18,375	W
9-11-70	Salt Lake City	14	16	17,832	L
9- 2-72	Denver	24	49	27,128	L
8-31-74	Spokane	21	27	18,000	L
BRONCOS LEAD 4-2.		145	135	116,609	



# PRE-SEASON RESULTS

## YEAR-BY-YEAR

Date	Site	Attendance	Score
<b>1960</b>	<b>(4-1-0)</b>		
7/30	at Buffalo (16,000)		Patriots 28, Bills 7
8/ 5	at Providence (4,706)		Patriots 43, Broncos 6
8/14	at Boston (11,000)		Texans 24, Patriots 14
8/21	at Worcester (7,500)		Patriots 21, Bills 7
8/28	at Amherst (4,000)		Patriots 28, Raiders 14
<b>1961</b>	<b>(3-1-0)</b>		
8/10	at Boston (15,387)		Patriots 14, Titans 3
8/19	at Philadelphia (73,916)		Titans 17, Patriots 7
8/25	at Providence (4,762)		Patriots 28, Bills 10
9/ 1	at Buffalo (9,022)		Patriots 15, Bills 12
<b>1962</b>	<b>(2-3-0)</b>		
8/11	at Providence (9,000)		Raiders 21, Patriots 20
8/15	at Buffalo (22,112)		Patriots 12, Bills 7
8/18	at New Orleans (31,000)		Oilers 20, Patriots 10
8/25	at Lowell (11,118)		Patriots 17, Titans 10
9/ 1	at Boston (8,783)		Bills 7, Patriots 6
<b>1963</b>	<b>(0-5-0)</b>		
8/ 4	at Oakland (9,721)		Raiders 24, Patriots 17
8/10	at San Diego (16,427)		Chargers 50, Patriots 17
8/14	at Lowell (9,387)		Oilers 21, Patriots 20
8/24	at Buffalo (17,697)		Bills 24, Patriots 14
9/ 1	at New Brunswick, N.J. (12,500)		Jets 22, Patriots 20
<b>1964</b>	<b>(0-5-0)</b>		
8/ 9	at Boston (20,087)		Oilers 38, Patriots 7
8/18	at Lowell (6,390)		Jets 23, Patriots 7
8/22	at New Brunswick, N.J. (11,500)		Jets 21, Patriots 20
8/28	at Buffalo (12,566)		Bills 24, Patriots 14
9/ 5	at Denver (20,568)		Broncos 27, Patriots 17
<b>1965</b>	<b>(0-5-0)</b>		
8/ 8	at Boston (23,674)		Bills 23, Patriots 0
8/13	at Allentown, Pa. (18,000)		Jets 26, Patriots 16
8/21	at Houston (30,142)		Oilers 27, Patriots 6
8/28	at Norfolk, Va. (9,217)		Jets 17, Patriots 0
9/ 4	at Kansas City (15,157)		Chiefs 34, Patriots 7
<b>1966</b>	<b>(1-3-0)</b>		
8/ 7	at Boston (23,291)		Bills 19, Patriots 13
8/20	at Anaheim (36,038)		Patriots 21, Raiders 10
8/27	at San Diego (11,894)		Chargers 31, Patriots 13
9/ 1	at Mobile (22,000)		Jets 41, Patriots 3
<b>1967</b>	<b>(1-3-0)</b>		
8/ 4	at Bridgeport, Conn. (16,000)		Jets 55, Patriots 13
8/13	at Boston (29,313)		Colts, 33, Patriots 3
8/20	at Rochester, N.Y. (15,300)		Patriots 13, Bills 10
8/26	at Boston (15,523)		Redskins 13, Patriots 7
<b>1968</b>	<b>(1-3-0)</b>		
8/10	at New Orleans (54,400)		Saints 19, Patriots 0
8/17	at Richmond, Va. (14,000)		Jets 25, Patriots 3
8/23	at Jacksonville (15,003)		Patriots 19, Dolphins 17
9/ 2	at Boston (31,404)		Eagles 22, Patriots 20
<b>1969</b>	<b>(2-3-0)</b>		
8/10	at Bowling Green (16,900)		Patriots 21, Bengals 13
8/17	at Boston (24,084)		Falcons 34, Patriots 16
8/25	at Montreal (8,212)		Lions 22, Patriots 9
8/31	at Jacksonville (18,375)		Patriots 26, Broncos 10
9/ 6	at Birmingham (18,000)		Dolphins 13, Patriots 0
<b>1970</b>	<b>(0-4-0)</b>		
8/16	at Boston (25,584)		Redskins 45, Patriots 21
8/29	at Jackson, Miss. (32,000)		Saints 26, Patriots 0
9/ 4	at Shreveport, La. (22,000)		Steelers 31, Patriots 3
9/11	at Salt Lake City (17,832)		Broncos 16, Patriots 14
<b>1971</b>	<b>(1-5-0)</b>		
8/ 8	at Minneapolis (31,813)		Vikings 17, Patriots 10
8/15	at Foxboro (60,423)		Patriots 20, Giants 14
8/22	at Buffalo (31,610)		Bills 28, Patriots 14
8/29	at Foxboro (53,271)		Rams 31, Patriots 21
9/ 5	at Foxboro (48,631)		Falcons 45, Patriots 35
9/10	at Memphis (28,082)		Jets 38, Patriots 9

Date	Site	Attendance	Score
1972	(2-4-0)		
8/ 5	at Oakland (53,661)		Raiders 31, Patriots 24
8/12	at Philadelphia (30,000)		Eagles 29, Patriots 20
8/20	at Foxboro (50,892)		Patriots 27, Bears 17
8/27	at Foxboro (51,470)		Giants 31, Patriots 10
9/ 2	at Denver (37,128)		Broncos 49, Patriots 24
9/10	at Foxboro (47,684)		Patriots 34, Lions 30
1973	(1-5-1)		
7/28	at Canton, Ohio (19,685)		49ers 20, Patriots 7
8/ 5	at Foxboro (43,914)		Patriots 17, Raiders 17
8/12	at Foxboro (49,209)		Giants 13, Patriots 7
8/18	at Atlanta (56,239)		Falcons 27, Patriots 10
8/25	at New Orleans (64,131)		Patriots 31, Saints 6
9/ 2	at Foxboro (50,369)		Redskins 35, Patriots 14
9/ 7	at Detroit (50,104)		Lions 34, Patriots 21
1974	(4-2-0)		
8/ 2	at Washington (16,405)		Patriots 21, Redskins 16
8/11	at Foxboro (17,992)		Giants 21, Patriots 6
8/18	at Foxboro (20,546)		Patriots 7, Saints 3
8/24	at San Diego (18,903)		Patriots 23, Chargers 14
8/31	at Spokane, Wash. (18,000)		Broncos 27, Patriots 21
9/ 8	at Foxboro (35,412)		Patriots 27, Eagles 17
1975	(3-2-0)		
8/10	at Foxboro (40,726)		Giants 28, Patriots 14
8/17	at Foxboro (40,218)		Patriots 36, Vikings 10
8/22	at Philadelphia (40,156)		Eagles 24, Patriots 10
8/30	at Milwaukee (51,769)		Patriots 20, Packers 17 (OT)
9/ 7	at Foxboro (39,502)		Patriots 31, Chargers 24
1976:	(3-3-0)		
8/ 1	at Foxboro (30,032)		Patriots 13, Giants 7 (OT)
8/ 6	at Norman, Ok. (23,800)		Chargers 26, Patriots 17
8/15	at Foxboro (30,552)		Packers 16, Patriots 14
8/21	at Atlanta (30,619)		Patriots 28, Falcons 17
8/30	at Cleveland (36,016)		Browns 30, Patriots 27
9/ 5	at Foxboro (32,254)		Patriots 27, Eagles 7
1977	(5-1-0)		
8/ 6	at E. Rutherford, N.J. (44,471)		Patriots 19, Giants 3
8/13	at Milwaukee (53,244)		Patriots 38, Packers 3
8/22	at Philadelphia (28,025)		Eagles 21, Patriots 10
8/28	at Foxboro (43,779)		Patriots 13, Steelers 10 (OT)
9/ 4	at Foxboro (41,053)		Patriots 45, Redskins 7
9/11	at Foxboro (41,346)		Patriots 29, Falcons 10
1978 (4-0-0)			
8/ 5	at Los Angeles (60,134)		Patriots 14, Rams 7
8/12	at Oakland (53,335)		Patriots 21, Raiders 7
8/20	at Foxboro (39,043)		Patriots 24, Chiefs 7
8/27	at Foxboro (42,696)		Patriots 21, Browns 10
Nineteen year record: 37-58-1			

## PRE-SEASON RESULTS TEAM-BY-TEAM

BALTIMORE					
Date	Location	Pats	Opp.	Att.	Results
8-13-67	Boston (Harvard)	3	33	29,313	L
BUFFALO					
Date	Location	Pats	Opp.	Att.	Results
7-30-60	Buffalo	28	7	16,000	W
8-21-60	Worcester	21	7	7,500	W
8-25-61	Providence	28	10	4,762	W
9- 1-61	Buffalo	15	12	9,022	W
8-15-62	Buffalo	12	7	22,112	W
9- 1-62	Boston (BU)	6	7	8,783	L
8-24-63	Buffalo	14	24	17,697	L
8-28-64	Buffalo	14	24	12,566	L
8- 8-65	Boston (BC)	0	23	23,674	L
8- 7-66	Boston (BC)	13	19	23,291	L
8-20-67	Rochester, N.Y.	13	10	29,313	W
8-22-71	Buffalo	14	28	31,610	L
SERIES TIED 6-6.		178	178	206,330	

CHICAGO					
Date	Location	Pats	Opp.	Att.	Results
8-20-72	Foxboro	27	17	50,892	W
CINCINNATI					
Date	Location	Pats	Opp.	Att.	Results
8-10-69	Bowling Green, Ky.	21	13	16,990	W
CLEVELAND					
Date	Location	Pats	Opp.	Att.	Results
8-30-76	Cleveland	27	30	36,016	L
8-27-78	Foxboro	21	10	42,696	W
SERIES TIED 1-1.		48	40	78,712	
DETROIT					
Date	Location	Pats	Opp.	Att.	Results
8-25-69	Montreal	9	22	8,212	L
9-10-72	Foxboro	34	30	47,684	W
9- 7-73	Detroit	21	34	50,014	L
LIONS LEAD 2-1.		64	86	105,910	
GREEN BAY					
Date	Location	Pats	Opp.	Att.	Results
8-30-75	Milwaukee	20	17 (OT)	51,769	W
8-15-76	Foxboro	14	16	30,552	L
8-13-77	Milwaukee	38	3	53,244	W
PATRIOTS LEAD 2-1.		72	36	135,565	
HOUSTON					
Date	Location	Pats	Opp.	Att.	Results
8-18-62	New Orleans	10	20	31,000	L
8-14-63	Lowell	20	21	9,387	L
8- 9-64	Boston (Fenway)	7	38	20,087	L
8-21-65	Houston	6	27	30,142	L
OILERS LEAD 4-0.		43	106	90,616	
KANSAS CITY					
Date	Location	Pats	Opp.	Att.	Results
8-14-60	Boston (Harvard)	14	24	11,000	L
9- 4-65	Kansas City	7	34	15,157	L
8-20-78	Foxboro	24	7	39,043	W
CHIEFS LEAD 2-1		45	65	65,200	
MIAMI					
Date	Location	Pats	Opp.	Att.	Results
8-23-68	Jacksonville	19	17	15,003	W
9- 6-69	Birmingham	0	13	18,000	L
SERIES TIED 1-1.		19	30	33,003	
MINNESOTA					
Date	Location	Pats	Opp.	Att.	Results
8- 8-71	Minneapolis	10	17	31,813	L
8-17-75	Foxboro	36	10	40,218	W
SERIES TIED 1-1.		46	27	72,031	
NEW ORLEANS					
Date	Location	Pats	Opp.	Att.	Results
8-10-68	New Orleans	10	19	54,400	L
8-29-70	Jackson, Miss.	20	26	32,000	L
8-25-73	New Orleans	31	6	64,131	W
8-18-74	Foxboro	7	3	20,546	W
SERIES TIED 2-2.		68	54	171,077	
NEW YORK GIANTS					
Date	Location	Pats	Opp.	Att.	Results
8-15-71	Foxboro	20	14	60,423	W
8-27-72	Foxboro	10	31	51,470	L
8-12-73	Foxboro	7	13	49,209	L
8-11-74	Foxboro	6	21	17,992	L
8-10-75	Foxboro	14	28	40,726	L
8- 1-76	Foxboro	13	7 (OT)	30,032	W
8- 6-77	E. Rutherford	19	3	44,471	W
GIANTS LEAD 4-3.		89	117	294,323	

### NEW YORK JETS

Date	Location	Pats	Opp.	Att.	Results
8-10-61	Boston (BU)	14	3	15,387	W
8-19-61	Philadelphia	7	17	73,916	L
8-25-62	Lowell	10	17	11,118	W
9- 1-63	New Brunswick, NJ	20	22	12,500	L
8-18-64	Lowell	7	23	6,390	L
8-22-64	New Brunswick, NJ	20	21	11,500	L
8-13-65	Allentown, PA	16	26	18,000	L
8-28-65	Norfolk, VA	0	17	9,217	L
9- 1-66	Mobile, AL	3	41	22,000	L
8- 4-67	Bridgeport, CT	13	55	16,000	L
8-17-68	Richmond, VA	3	25	14,000	L
9-10-71	Memphis, TN	9	38	20,082	L
JETS LEAD 10-2.		129	298	230,110	

### PHILADELPHIA

Date	Location	Pats	Opp.	Att.	Results
9- 2-68	Boston	20	22	31,404	L
8-12-72	Philadelphia	20	29	30,000	L
9- 8-74	Foxboro	27	17	35,412	W
8-22-75	Philadelphia	24	10	40,156	W
9- 5-76	Foxboro	20	7	32,254	W
8-22-77	Philadelphia	10	21	28,025	L
SERIES TIED 3-3.		121	106	197,251	

### PITTSBURGH

Date	Location	Pats	Opp.	Att.	Results
9- 4-70	Shreveport, LA	3	31	22,000	L
8-28-77	Foxboro	13	10 (OT)	43,779	W
SERIES TIED 1-1.		16	41	65,779	

### SAN DIEGO

Date	Location	Pats	Opp.	Att.	Results
8-10-63	San Diego	17	50	16,427	L
8-27-66	San Diego	13	31	11,894	L
8-24-74	San Diego	23	14	18,903	W
9- 7-75	Foxboro	31	24	39,502	W
8- 6-76	Norman, OK	17	26	23,800	L
CHARGERS LEAD 3-2.		101	145	110,526	

### SAN FRANCISCO

Date	Location	Pats	Opp.	Att.	Results
7-28-73	Canton, Ohio	17	20	19,685	L

### WASHINGTON

Date	Location	Pats	Opp.	Att.	Results
8-26-67	Boston	7	13	15,523	L
8-16-70	Boston	21	45	25,584	L
9- 2-73	Foxboro	14	35	50,369	L
8- 2-75	Washington	21	16	16,405	W
9- 4-77	Foxboro	45	7	41,053	W
REDSKINS LEAD 3-2.		108	116	148,934	

## BEST DAYS OF '78

#### INDIVIDUAL:

**Rushing:** 143 yards (17 atts.), by Calhoun at St. Louis, 9/10.

**Passing:** 281 yards (19-15), by Grogan at New York Jets, 10/29.

**Receiving:** 170 yards (team record), by Morgan, vs. Baltimore, 11/26.

**Scoring:** 12 points, four times by Horace Ivory and twice by Harold Jackson

#### TEAM:

**Offense:** 529 yards (65 plays) vs. New York Jets, 10/29.


**Passing:** 296 yards (16-21) at New York Jets, 10/29.

**Rushing:** 279 yards (47 att.) at Buffalo 11/5

**Scoring:** 55 points vs. New York Jets, 10/29.

# PITTSBURGH STEELERS

AFC, Central Division  
 Head Coach: Chuck Noll  
 (11th Year, 95-57-1,  
 Post Season 11-4)  
 PR: Ed Kiely (Joe Gordon)  
 Phone: (412) 323-1200



## ALL-TIME REGULAR SEASON RESULTS

Date	Location	Pats	Opp.	Att.	Results
10-22-72	Pittsburgh	3	33	46,081	L
12- 8-74	Foxboro	17	21	61,279	L
9-26-76	Pittsburgh	30	27	50,350	W
TOTALS		50	81	157,710	

Patriots Trail Series 2-1  
 (Home 0-1, Away 1-1)

**1978 RESULTS:** Bills W 28-17; Seahawks W 21-10; Bengals W 28-3; Browns W 15-9; Jets W 28-17; Falcons W 21-7; Browns W 34-14; Oilers L 17-24; Chiefs W 27-24; Saints W 20-14; Rams W 9-2; Bengals W 7-6; 49ers W 24-7; Oilers W 13-3; Colts W 35-13; Broncos W 21-17.

**1979 SCHEDULE:** 9-3 at New England; 9-9 Houston; 9-16 at St. Louis; 9-23 Baltimore; 9-30 at Philadelphia; 10-7 at Cleveland; 10-14 at Cincinnati; 10-22 Denver; 10-28 Dallas; 11-4 Washington; 11-11 at Kansas City; 11-18 at San Diego; 11-25 Cleveland; 12-2 Cincinnati; 12-10 at Houston; 12-16 Buffalo.

## STEELER LEADERS IN 1978 . . .

SCORING	—	Roy Gerela, 80
RUSHING	—	Franco Harris, 310-1082-8
PASSING	—	Terry Bradshaw, 368-207-2915-28 (20 Int.)
RECEIVING	—	Lynn Swan, 61-880-11
KO RETURNS	—	Larry Anderson, 37-930-1
PUNT RETURNS	—	Randy Reutershan, 20-148-0

## WBZ AND THE PATRIOTS

Gil Santos, the ever popular "voice of the Patriots," enters his 14th year in the Patriots broadcast booth, calling the play by play of all the Patriots action. Joining Gil for the first time will be former Patriots center Jon Morris, recently retired from the pro football ranks. Morris replaces Gino Cappelletti, who resigned his color commentary role after seven seasons to become the Patriots special teams coach. On the video side, WBZ-TV (Channel 4) will broadcast three of the Patriots pre-season games with Roger Twibell handling the play by play for the second straight year. Former Patriots wide receiver Randy Vataha will lend his football expertise as he joins Roger for his first season as color commentator on the Patriots broadcasts.

SEPTEMBER 9 — AT FOXBORO  
DECEMBER 9 — AT NEW YORK

# NEW YORK JETS


AFC, Eastern Division

Head Coach: Walt Michaels

(3rd Year, 11-19)

PR: Frank Ramos (Ed Wisneski)

Phone: (212) 421-6600



## ALL-TIME REGULAR SEASON RESULTS

Date	Location	Pats	Opp.	Att.	Results
9-16-60	New York	28	24	19,220	W
11-11-60	Boston	38	21	11,653	W
9- 9-61	Boston	20	21	16,683	L
10- 1-61	New York	30	37	15,189	L
10- 6-62	New York	43	14	14,412	W
11-30-62	Boston	24	17	20,015	W
9- 8-63	Boston	38	14	24,120	W
10- 5-63	New York	24	31	16,769	L
9-27-64	Boston	26	10	22,176	W
10-31-64	New York	14	35	45,033	L
11-14-65	Boston	20	30	18,589	L
11-28-65	New York	27	23	59,334	W
10- 2-66	Boston	24	24	27,255	T
12-18-66	New York	28	38	58,921	L
10-29-67	New York	23	30	62,784	L
11-19-67	Boston	24	29	26,790	L
9-22-68	Birmingham	31	47	29,192	L
10-27-68	New York	14	48	62,351	L
10- 5-69	Boston	14	23	25,584	L
10-26-69	New York	17	23	62,298	L
9-27-70	Boston	21	31	36,040	L
11-22-70	New York	3	17	61,822	L
10-10-71	Foxboro	20	0	61,357	W
12-12-71	New York	6	13	63,175	L
10-15-72	Foxboro	13	41	60,999	L
10-29-72	New York	10	34	62,867	L
10-14-73	Foxboro	7	9	58,659	L
11-11-73	New York	13	33	60,737	L
10-13-74	New York	24	0	61,400	W
11-17-74	Foxboro	16	21	61,279	L
10- 5-75	New York	7	36	61,415	L
12- 7-75	Foxboro	28	30	57,539	L
10-18-76	Foxboro	41	7	51,236	W
11-21-76	New York	38	24	58,509	W
10- 2-77	New York	27	30	49,801	L
10-30-77	Foxboro	24	13	61,279	W
10-29-78	Foxboro	55	21	61,297	W
11-19-78	New York	19	17	60,372	W
TOTALS		879	916	1,688,691	

Patriots Trail Series 14-23-1 (Home 8-9-1, Away 6-14\*)

\*Including loss at Birmingham, Ala.

**1978 RESULTS:** Dolphins W 33-20; Bills W 21-20; Seahawks L 17-24; Redskins L 3-23; Steelers L 17-28; Bills W 45-14; Colts W 33-10; Cardinals W 23-10; Patriots L 21-55; Broncos W 31-28; Eagles L 9-17; Patriots L 17-19; Dolphins W 24-13; Colts W 24-16; Browns L 34-37; Dallas L 7-30.

**1979 SCHEDULE:** 9-2 Cleveland; 9-9 at New England; 9-16 Detroit; 9-23 at Buffalo; 9-30 Miami; 10-7 at Baltimore; 10-15 Minnesota; 10-21 Oakland; 10-28 at Houston; 11-4 at Green Bay; 11-11 Buffalo; 11-18 at Chicago; 11-26 at Seattle; 12-2 Baltimore; 12-9 New England; 12-15 at Miami.

### JETS LEADERS IN 1978 . . .

SCORING	—	Pat Leahy, 107
RUSHING	—	Kevin Long, 214-954-10
PASSING	—	Matt Robinson, 266-124-2002-13 (16 Int.)
RECEIVING	—	Wesley Walker, 48-1169-8
KO RETURNS	—	Bruce Harper, 55-1280-0
PUNT RETURNS	—	Bruce Harper, 30-378-1



# CINCINNATI BENGALS

AFC, Central Division  
 Head Coach: Homer Rice  
 (2nd Year, 4-7)  
 PR: Al Heim  
 Phone: (513) 621-3550



## ALL-TIME REGULAR SEASON RESULTS

Date	Location	Pats	Opp.	Att.	Results
12- 1-68	Boston	33	14	17,796	W
11-16-69	Cincinnati	25	14	17,927	W
12-20-70	Cincinnati	7	45	60,157	L
9-17-72	Foxboro	7	31	60,999	L
10-12-75	Cincinnati	10	27	55,856	L
10-15-78	Cincinnati	10	7	56,257	
TOTALS		92	138	278,995	

Series Tied 3-3  
 (Home 1-1, Away 2-2)

**1978 RESULTS:** Chiefs L 23-24; Browns L 10-13; Steelers L 3-28; Saints L 18-20; 49ers L 12-18; Dolphins L 0-21; Patriots L 3-10; Bills L 0-5; Oilers W 28-13; Chargers L 13-22; Raiders L 21-34; Steelers L 6-7; Oilers L 10-17; Falcons W 37-7; Rams W 20-19; Browns W 48-16.

**1979 SCHEDULE:** 9-2 at Denver; 9-9 at Buffalo; 9-16 New England; 9-23 Houston; 9-30 at Dallas; 10-7 Kansas City; 10-14 Pittsburgh; 10-21 at Cleveland; 10-28 Philadelphia; 11-4 at Baltimore; 11-11 San Diego; 11-18 at Houston; 11-25 St. Louis; 12-2 at Pittsburgh; 12-9 at Washington; 12-16 Cleveland.

### BENGALS LEADERS IN 1978 . . .

SCORING	—	Chris Bahr, 74
RUSHING	—	Pete Johnson, 180-762-7
PASSING	—	Ken Anderson, 319-173-2219-10 (22 Int.)
RECEIVING	—	Issac Curtis, 47-737-3
KO RETURNS	—	Ray Griffin, 37-787-0
PUNT RETURNS	—	Tony Davis, 22-130-0

## THE JIM PLUNKETT TRADE

There have been many red letter dates in the Patriots 19 year history and April 5, 1976 ranks among the most important dates on that list. On that day, the Patriots announced that they had traded QB Jim Plunkett to San Francisco for QB Tom Owen and four draft choices. The draft choices included two first round picks in the 1976 draft, selections that enabled the Patriots to pick Pete Brock (D-1b, 12th player chosen) and Tim Fox (D-1c, 21st player chosen) in addition to their own first round selection, Mike Haynes (D-1a, 4th player chosen). Also included in the trade was San Francisco's first round pick in 1977, used to draft Raymond Clayborn (D-1a, 16th player chosen) and the 49ers second round pick, which the Patriots used to select Horace Ivory (D-2a, 44th player chosen.)

# SAN DIEGO CHARGERS

AFC, Western Division  
 Head Coach: Don Coryell  
 (8th Year, 50-31-1,  
 Post Season 0-2)  
 PR: Rick Smith (Rick Schloss)  
 Phone: (714) 280-2111



## ALL-TIME REGULAR SEASON RESULTS

Date	Location	Pats	Opp.	Att.	Results
10- 8-60	Los Angeles	35	0	18,226	W
10-28-60	Boston	16	45	13,988	L
10- 7-61	Boston	27	38	17,748	L
12-17-61	San Diego	41	0	21,339	W
10-19-62	Boston	24	20	20,888	W
12- 9-62	San Diego	20	14	19,887	W
9-14-63	San Diego	13	17	26,097	L
11-10-63	Boston	6	7	28,402	L
9-20-64	San Diego	33	28	20,568	W
10- 9-64	Boston	17	26	35,096	L
10-17-65	Boston	13	13	20,924	T
10-31-65	San Diego	22	6	33,366	W
9-10-66	San Diego	0	24	29,539	L
10-23-66	Boston	35	17	32,371	W
9- 9-67	San Diego	14	28	39,337	L
10- 8-67	San Diego	31	31	23,620	T
11-10-68	Boston	17	27	19,278	L
10-19-69	Boston	10	13	18,346	L
12- 7-69	San Diego	18	28	33,146	L
11-15-70	Boston	14	16	30,595	L
12- 2-73	Foxboro	30	14	58,150	W
11- 9-75	San Diego	33	19	26,090	W
10-16-77	San Diego	24	20	51,143	W
10- 1-77	Foxboro	28	23	61,297	W
Totals		521	474	699,443	

Series Tied 11-11-2  
 (Home 4-7-1, Away 7-4-1)

**1978 RESULTS:** Seahawks W 24-20; Raiders L 20-21; Broncos L 14-27; Packers L 3-24; Patriots L 23-28; Broncos W 23-0; Dolphins L 21-28; Lions L 14-31; Raiders W 27-23; Bengals W 22-13; Chiefs W 29-23; Vikings W 13-10; Chiefs L 0-23; Bears W 40-7; Seahawks W 37-10; Oilers W 45-24.

**1979 SCHEDULE:** 9-2 at Seattle; 9-9 Oakland; 9-16 Buffalo; 9-23 at New England; 9-30 San Francisco; 10-7 at Denver; 10-14 Seattle; 10-21 at Los Angeles; 10-25 at Oakland; 11-4 at Kansas City; 11-11 at Cincinnati; 11-18 Pittsburgh; 11-25 Kansas City; 12-2 Atlanta; 12-9 at New Orleans; 12-17 Denver.

### CHARGERS LEADERS IN 1978 . . .

SCORING	—	Rolf Benirschke, 91
RUSHING	—	Lydell Mitchell, 214-820-3
PASSING	—	Dan Fouts, 381-224-2999-11 (20 Int.)
RECEIVING	—	Lydell Mitchell, 57-500-2
KO RETURNS	—	Artie Owens, 20-524-0
PUNT RETURNS	—	Mike Fuller, 39-436-0

**SAN DIEGO SERIES NOTES:** The 24 games played between the Patriots and Chargers have been played at eight different sites ranging from the Coliseum in LA when they were the Los Angeles Chargers to Schaefer Stadium in Foxboro. In between were Boston University, Balboa, Fenway Park, San Diego Stadium, Boston College and Harvard Stadium . . . the largest crowd to ever see the two teams face each other was 61,297 at Foxboro on 10-1-78 . . . the smallest crowd was 13,988 at Boston University on 10-28-60.

OCTOBER 1 — AT GREEN BAY

## GREEN BAY PACKERS

NFC, Central Division  
 Head Coach: Bart Starr  
 (5th Year, 21-36-1)  
 PR: Chuck Lane (Lee Rummel)  
 Phone: (414) 494-2351



### ALL-TIME REGULAR SEASON RESULTS

Date	Location	Pats	Opp.	Att.	Results
11-18-73	Foxboro	33	24	61,279	W

Patriots Lead Series 1-0 (Home 1-0, Away 0-0)

**1978 RESULTS:** Detroit W 13-7; Saints W 28-17; Raiders L 3-28; Chargers W 24-3; Lions W 35-14; Bears W 24-14; Seahawks W 45-28; Vikings L 7-21; Buccaneers W 9-7; Eagles L 3-10; Cowboys L 14-42; Broncos L 3-16; Vikings T 10-10; Buccaneers W 17-7; Bears L 0-14; Rams L 14-31.

**1979 SCHEDULE:** 9-2 at Chicago; 9-9 New Orleans; 9-16 Tampa Bay; 9-23 at Minnesota; 10-1 New England; 10-7 at Atlanta; 10-14 Detroit; 10-21 at Tampa Bay; 10-28 at Miami; 11-4 New York Jets; 11-11 Minnesota; 11-18 at Buffalo; 12-25 Philadelphia; 12-2 at Washington; 12-9 Chicago; 12-15 at Detroit.

### PACKERS LEADERS IN 1978 . . .

SCORING	—	Terdell Middleton, 72
RUSHING	—	Terdell Middleton, 284-1116-11
PASSING	—	David Whitehurst, 328-168-2093-10 (17 Int.)
RECEIVING	—	James Lofton, 46-818-6
KO RETURNS	—	Steve Odom, 25-677-1 (NFC Leader)
PUNT RETURNS	—	Steve Odom, 33-298-0

OCTOBER 7 — AT FOXBORO

## DETROIT LIONS

NFC, Central Division  
 Head Coach: Monte Clark  
 (2nd Year, 15-15-0)  
 PR: Don Kremer (Brian Muir)  
 Phone: (313) 335-4131



### ALL-TIME REGULAR SEASON RESULTS

Date	Location	Pats	Opp.	Att.	Results
9-26-71	Foxboro	7	34	61,057	L
10-10-76	Detroit	10	30	63,711	L
TOTALS		17	64	124,768	

Patriots Trail Series 0-2-0 (Home 0-1, Away 0-1)

**1978 RESULTS:** Packers L 7-13; Buccaneers W 15-7; Bears L 0-19; Seahawks L 16-28; Packers L 14-35; Redskins L 19-21; Falcons L 0-14; Chargers W 31-14; Bears W 21-17; Vikings L 7-17; Buccaneers W 34-23; Raiders L 17-29; Broncos W 17-14; Cardinals L 14-21; Vikings W 45-14; 49ers W 33-14.

**1979 SCHEDULE:** 9-1 at Tampa Bay; 9-9 Washington; 9-16 at New York Jets; 9-23 Atlanta; 9-30 Minnesota; 10-7 at New England; 10-14 Green Bay (Milw.); 10-21 at New Orleans; 10-28 Buffalo; 11-4 at Chicago; 11-11 Tampa Bay; 11-18 at Minnesota; 11-22 Chicago; 12-2 at Philadelphia; 12-9 Miami; 12-15 Green Bay.

### LIONS LEADERS IN 1978 . . .

SCORING	—	Benny Ricardo, 92
RUSHING	—	Dexter Bussey, 225-924-5
PASSING	—	Gary Danielson, 351-199-2294-18 (17 Int.)
RECEIVING	—	David Hill, 53-633-4
KO RETURNS	—	Jesse Thompson, 14-346-0
PUNT RETURNS	—	Jesse Thompson, 16-161-0

OCTOBER 14 — AT CHICAGO

## CHICAGO BEARS

NFC, Central Division

Head Coach: Neill Armstrong  
(2nd Year, 7-9-0)

PR: Ted Haracz (Patrick McCaskey)

Phone: (312) 663-5100



### ALLTIME REGULAR SEASON RESULTS

Date	Location	Pats	Opp.	Att.	Results
11-27-73	Chicago	13	10	55,701	W

Patriots Lead Series 1-0  
(Home 0-0, Away 1-0)

**1978 RESULTS:** Cardinals L 10-17; 49ers L 16-13; Detroit L 0-19; Vikings W 24-20; Raiders W 25-19; Packers W 24-14; Broncos W 16-7; Buccaneers W 33-19; Lions W 21-17; Seahawks W 31-29; Vikings W 17-14; Falcons L 7-13; Buccaneers L 3-14; Chargers W 40-7; Packers L 0-14; Redskins L 14-10.

**1979 SCHEDULE:** 9-2 Green Bay; 9-9 Minnesota; 9-16 at Dallas; 9-23 at Miami; 9-30 Tampa Bay; 10-7 at Buffalo; 10-14 New England; 10-21 at Minnesota; 10-28 at San Francisco; 11-4 Detroit; 11-11 Los Angeles; 11-18 New York Jets; 11-22 at Detroit; 12-2 at Tampa Bay; 12-9 at Green Bay; 12-16 St. Louis.

### BEARS LEADERS IN 1978 . . .

SCORING	—	Bob Thomas, 77
RUSHING	—	Walter Payton, 333-1395-11 (NFC Leader)
PASSING	—	Bob Avellini, 264-141-1718-5 (16 Int.)
RECEIVING	—	Walter Payton, 50-480-0
KO RETURNS	—	Brian Baschnagel, 20-455-0
PUNT RETURNS	—	Steve Schubert, 27-229-1



## HOTELS ON THE ROAD

### PRE-SEASON GAMES

GAME	Hotel	Phone
Falcons	Marriott	(404) 659-6500
Broncos	Marriott	(303) 758-7000

### REGULAR SEASON GAMES

Bengals	Terrace Hilton	(513) 621-3800
Packers	Ramada Inn West	(414) 499-0631
Bears	Marriott - Downtown	(312) 836-0100
Colts	Cross Keys Inn	(301) 532-6900
Bills	Sheraton Inn-Buffalo East	(716) 681-2400
Broncos	Marriott	(303) 758-7000
Dolphins	Marriott	(305) 649-5000
Jets	Sheraton Heights	(201) 288-6100



**OCTOBER 21 — AT FOXBORO**  
**NOVEMBER 29 — AT MIAMI**

# MIAMI DOLPHINS

AFC, Eastern Division  
 Head Coach: Don Shula  
 (17th Year, 165-56-5  
 Post Season 11-7)

PR: Bob Kearney (Charlie Callahan)  
 Phone: (305) 379-1851



## ALL-TIME REGULAR SEASON RESULTS

Date	Location	Pats	Opp.	Att.	Results
11-27-66	Miami	20	14	22,754	W
10-15-67	Boston	41	10	23,955	W
12-17-67	Miami	32	41	25,969	L
11-24-68	Boston	10	34	18,305	L
12- 8-68	Miami	7	38	24,242	L
11- 9-69	Boston	16	17	19,821	L
11-30-69	Tampa	38	23	32,121	W
9-20-70	Boston	27	14	32,607	W
12- 6-70	Miami	20	37	51,032	L
10-17-71	Miami	3	41	58,822	L
12- 5-71	Foxboro	34	13	61,457	W
11-12-72	Miami	0	52	80,010	L
12- 3-72	Foxboro	21	37	60,999	L
9-30-73	Miami	23	44	80,047	L
10-28-73	Foxboro	14	30	61,279	L
9-15-74	Foxboro	34	24	55,006	W
12-15-74	Miami	27	34	79,420	L
9-28-75	Foxboro	14	22	61,279	L
12- 1-75	Miami	7	20	68,480	L
9-19-76	Foxboro	30	14	46,227	W
10-31-76	Miami	3	10	57,984	L
11-13-77	Miami	5	17	67,907	L
12-11-77	Foxboro	14	10	61,279	W
10-22-78	Foxboro	33	24	61,297	W
12-18-78	Miami	3	23	75,445	L
TOTALS		476	643	1,283,213	

**Patriots Trail Series 9-16-0**  
 (Home 7-5, Away 2-11)

**1978 RESULTS:** Jets L 20-33; Colts W 42-0; Bills W 31-24; Eagles L 3-17; Cardinals W 24-10; Chargers W 28-21; New England L 24-33; Colts W 28-6; Cowboys W 23-16; Bills W 25-24; Oilers L 30-35; New York Jets L 13-24; Redskins W 16-0; Raiders W 23-6; New England W 23-3.

**1979 SCHEDULE:** 9-2 at Buffalo; 9-9 Seattle; 9-16 at Minnesota; 9-23 Chicago; 9-30 at New York Jets; 10-8 Oakland; 10-14 Buffalo; 10-21 at New England; 10-28 Green Bay; 11-5 Houston; 11-11 Baltimore; 11-18 at Cleveland; 11-25 at Baltimore; 11-29 at New England; 12-9 at Detroit; 12-15 New York Jets.

### DOLPHINS LEADERS IN 1978 . . .

SCORING	—	Garó Yepremian, 98
RUSHING	—	Delvin Williams, 272-1258-8
PASSING	—	Bob Griese, 235-148-1791-11 (11 Int.)
RECEIVING	—	Nat Moore, 48-645-10
KO RETURNS	—	Duriel Harris, 29-657-0
PUNT RETURNS	—	Jimmy Cefalo, 28-232-0

## 300-PLUS PASSING GAMES

DATE	PLAYER	OPPONENT	TATT.	COMP.	YARDS
10- 5-63	Tom Yewcic	New York Jets	38	18	304
10-18-63	Babe Parilli	Denver	31	21	331
11-17-63	Babe Parilli	Kansas City	45	25	354
10-16-64	Babe Parilli	Oakland	47	25	405
11-29-64	Babe Parilli	Houston	36	20	333
12-17-66	Babe Parilli	New York Jets	38	21	379
11-18-73	Jim Plunkett	Green Bay	32	18	348
11-23-75	Steve Grogan	at Buffalo	46	25	365

OCTOBER 28 — AT BALTIMORE  
NOVEMBER 18 — AT FOXBORO

# BALTIMORE COLTS

AFC, Eastern Division

Head Coach: Ted Marchibroda

(5th Year, 36-22-0,

Post Season 0-3-0)

PR: Jim Husbands (Marge Blatt)

Phone: (301) 667-4400



## ALL-TIME REGULAR SEASON RESULTS

Date	Location	Pats	Opp.	Att.	Results
10- 4-70	Boston	6	14	38,235	L
10-25-70	Baltimore	3	27	60,240	L
10- 3-71	Foxboro	3	23	61,232	L
12-19-71	Baltimore	21	17	57,942	W
11- 6-72	Foxboro	17	24	60,999	L
11-26-72	Baltimore	0	31	54,907	L
10- 7-73	Foxboro	24	16	57,044	W
12-16-73	Baltimore	13	18	52,065	L
10- 6-74	Foxboro	42	3	59,502	W
11-24-74	Baltimore	27	17	38,971	W
10-19-75	Foxboro	21	10	56,844	W
12-21-75	Baltimore	21	34	50,801	L
9-12-76	Foxboro	13	27	43,637	L
11-14-76	Baltimore	21	14	60,020	W
10-23-77	Foxboro	17	3	61,279	W
12-18-77	Baltimore	24	30	60,763	L
9-18-78	Foxboro	27	34	57,503	L
11-26-78	Baltimore	35	14	49,404	W
TOTALS		335	356	981,388	

Patriots Trail Series 8-10-0

(Home 4-5, Away 4-5)

**1978 RESULTS:** Cowboys L 0-38; Dolphins L 0-42; New England W 34-27; Bills L 17-24; Eagles L 14-17; Cardinals W 30-17; New York Jets L 10-33; Broncos W 7-6; Dolphins L 8-26; Redskins W 21-17; Seahawks W 17-14; Browns L 24-45; New England L 14-35; New York Jets L 16-24; Steelers L 13-35; Bills L 14-21.

**1979 SCHEDULE:** 9-2 at Kansas City; 9-9 Tampa Bay; 9-16 at Cleveland; 9-23 at Pittsburgh; 9-30 Buffalo; 10-7 New York Jets; 10-14 Houston; 10-21 at Buffalo; 10-28 New England; 11-4 Cincinnati; 11-11 at Miami; 11-18 at New England; 11-25 Miami; 12-4 at New York Jets; 12-9 Kansas City; 12-16 at New York Giants.

## COLTS LEADERS IN 1978 . . .

SCORING	—	Toni Linhart, 51
RUSHING	—	Joe Washington, 240-956-0
PASSING	—	Bill Troup, 296-154-1882-10 (21 Int.)
RECEIVING	—	Joe Washington, 45-377-1
KO RETURNS	—	Joe Washington, 19-499-1
PUNT RETURNS	—	Marshall Johnson, 25-143-0

**BALTIMORE SERIES LAST YEAR:** The Patriots and Colts met twice last year on a home and away basis each winning a game . . . In a Monday Night ABC-TV thriller at Foxboro on 9-18-78, the Colts scored 27 points in the final quarter to take a come from behind 34-27 victory over the Patriots . . . It was the Patriots turn to win when the two clubs met on 11-26-78 in Baltimore, and that time it was all Patriots as they won handily, 35-14 . . . Each team opened the scoring on interception returns for TD's, the first coming from Mike Haynes on a 31 yd. return and the other by Lyle Blackwood of the Colts on a 21 yd. interception runback . . . The big play of the game was a 75 yd. TD bomb from Steve Grogan to Stanley Morgan, the longest scoring play for each player in their pro careers.



**NOVEMBER 4 — AT BUFFALO**  
**NOVEMBER 25 — AT FOXBORO**

# BUFFALO BILLS

AFC, Eastern Division  
 Head Coach: Chuck Knox  
 (7th Year, 59-26-1,  
 Post Season 3-5)  
 PR: Budd Thalman (Mike Shaw)  
 Phone: (716) 648-1800



## ALL-TIME REGULAR SEASON RESULTS

Date	Location	Pats	Opp.	Att.	Results
9-23-60	Boston	0	13	20,732	L
12- 4-60	Buffalo	14	38	14,335	L
9-23-61	Buffalo	23	21	21,504	W
10-22-61	Boston	52	21	9,398	W
11- 3-62	Buffalo	28	28	33,247	T
11-23-62	Boston	21	10	20,021	W
10-26-63	Buffalo	21	28	29,243	L
12- 1-63	Boston	17	7	16,981	W
11-15-64	Buffalo	36	28	42,308	W
12-20-64	Boston	14	24	38,021	L
9-11-65	Buffalo	7	45	45,502	L
11- 7-65	Boston	7	23	24,415	L
10- 8-66	Buffalo	20	10	45,542	W
12- 4-66	Boston	14	3	39,350	W
9-24-67	Buffalo	23	0	45,748	W
12- 9-67	Boston	16	44	20,627	L
9- 8-68	Buffalo	16	7	38,865	W
10-20-68	Boston	23	6	21,082	W
10-11-69	Buffalo	16	23	46,201	L
11-23-69	Boston	35	21	25,584	W
11- 1-70	Boston	10	45	31,148	L
11-29-70	Buffalo	14	10	31,427	W
11-14-71	Foxboro	38	33	57,446	W
11-28-71	Buffalo	20	27	27,166	L
10- 8-72	Buffalo	14	38	41,749	L
11-19-72	Foxboro	24	27	60,999	L
9-16-73	Foxboro	13	31	56,114	L
12- 9-73	Buffalo	13	37	75,841	L
10-20-74	Buffalo	28	30	80,020	L
11- 3-74	Foxboro	28	29	61,279	L
11-23-75	Buffalo	31	45	69,207	L
12-14-75	Foxboro	14	34	59,646	L
10-24-76	Buffalo	26	22	50,383	W
11- 7-76	Foxboro	20	10	61,279	W
11- 6-77	Foxboro	14	24	61,279	L
11-20-77	Buffalo	20	7	31,157	W
11- 5-78	Buffalo	14	10	46,101	W
12-10-78	Foxboro	26	24	59,927	W
TOTALS		770	862	1,559,326	

### Patriots Trail Series 18-19-1 (a) (Home 9-10, Away 9-9-1)

(a)—12-28-62 East Playoff Games at Buffalo — Patriots won 26-6  
 (Att. 33,044). Not included in above list.

**1978 RESULTS:** Steelers L 17-28; New York Jets L 20-21; Dolphins L 24-31; Colts W 24-17; Chiefs W 28-13; Jets L 14-45; Oilers L 10-17; Bengals W 5-0; Browns L 20-41; Patriots L 10-14; Dolphins L 24-25; Buccaneers L 10-31; Giants W 41-17; Chiefs L 10-14; Patriots L 24-26; Colts W 21-14.

**1979 SCHEDULE:** 9-2 Miami; 9-9 Cincinnati; 9-16 at San Diego; 9-23 New York Jets; 9-30 at Baltimore; 10-7 Chicago; 10-14 at Miami; 10-21 Baltimore; 10-28 at Detroit; 11-4 New England; 11-11 New York Jets; 11-18 Green Bay; 11-25 at New England; 12-2 Denver; 12-9 at Minnesota; 12-16 at Pittsburgh.

### BILLS LEADERS IN 1978 . . .

SCORING	—	Tom Dempsey, 66
RUSHING	—	Terry Miller, 238-1060-7
PASSING	—	Joe Ferguson, 330-175-2136-16 (15 Int.)
RECEIVING	—	Bob Chandler, 44-581-5
KO RETURNS	—	Curtis Brown, 17-428-1
PUNT RETURNS	—	Keith Moody, 19-240-1

# DENVER BRONCOS

AFC, Western Division

Head Coach: Red Miller

(3rd Year, 22-8-0,

Post Season 2-2)

PR: Bob Peck (Jim Saccomano)

Phone: (303) 623-8778



## ALL-TIME REGULAR SEASON RESULTS

Date	Location	Pats	Opp.	Att.	Results
9- 9-60	Boston	10	13	21,597	L
10-23-60	Denver	24	31	12,683	L
9-16-61	Boston	45	17	14,479	W
12- 3-61	Denver	28	24	9,303	W
9-21-62	Boston	41	16	21,038	W
11-11-62	Denver	10	14	18,636	L
10-18-63	Boston	40	21	25,418	W
10- 4-64	Denver	39	10	15,485	W
11-20-64	Boston	12	7	24,979	W
9-24-65	Boston	10	27	27,782	L
12-12-65	Denver	28	20	27,207	W
9-18-66	Denver	24	10	25,337	W
11- 6-66	Boston	10	17	18,154	L
9- 3-67	Denver	21	26	35,488	L
9-29-68	Denver	20	17	37,024	W
11- 3-68	Boston	14	35	18,304	L
9-14-69	Denver	7	35	43,679	L
12-17-72	Denver	21	45	51,656	L
11-28-76	Foxboro	38	14	61,279	W
TOTALS		475	428	537,915	

Patriots Lead Series 10-9

(Home 5-4, Away 5-5)

**1978 RESULTS:** Raiders W 14-6; Vikings L 9-12; Chargers W 27-14; Chiefs W 23-17; Seahawks W 28-7; Chargers L 0-23; Bears W 16-7; Colts L 6-7; Seahawks W 20-17; Jets L 28-31; Browns W 19-7; Packers W 16-3; Lions L 14-17; Raiders W 21-6; Chiefs W 24-3; Steelers L 17-21.

**1979 SCHEDULE:** 9-2 Cincinnati; 9-6 Los Angeles; 9-16 at Atlanta; 9-23 Seattle; 9-30 at Oakland; 10-7 San Diego; 10-14 at Kansas City; 10-22 at Pittsburgh; 10-28 Kansas City; 11-4 New Orleans; 11-11 New England; 11-18 at San Francisco; 11-25 at Oakland; 12-2 at Buffalo; 12-8 at Seattle; 12-17 at San Diego.

### BRONCOS LEADERS IN 1978 . . .

SCORING	—	Jim Turner, 64
RUSHING	—	Lonnie Perrin, 108-455-4
PASSING	—	Craig Morton, 267-146-1802-11 (8 Int.)
RECEIVING	—	Riley Odoms, 54-829-6
KO RETURNS	—	Lonnie Perrin, 12-256-0
PUNT RETURNS	—	Rick Upchurch, 36-493-1 (NFL Leader)

**DENVER SERIES NOTES:** The Broncos and the Patriots played the first official AFL regular season game on 9-9-60 at Boston University field . . . the Broncos made their first appearance ever in Schaefer Stadium and first in New England since 11-3-68 when they played Patriots on 11-28-76 . . . the sell-out crowd at that game pushed the series attendance over the half million mark . . . several months after that game, Patriots offensive coordinator Red Miller accepted the Broncos head coaching post, which had been vacated by the departed John Ralston.

# MINNESOTA VIKINGS

NFC, Central Division  
 Head Coach: Bud Grant  
 (13th Year, 115-50-5,  
 Post Season 9-10)

PR: Merrill Swanson (Jeff Diamond)  
 Phone: (612) 920-0531



## ALL-TIME REGULAR SEASON RESULTS

Date	Location	Pats	Opp.	Att.	Results
12- 3-70	Boston	14	35	37,819	L
10-27-74	Minneapolis	17	14	48,497	W
TOTALS		31	49	86,316	

Series Tied 1-1  
 (Home 0-1, Away 1-0)

**1978 RESULTS:** Saints L 24-31; Broncos W 12-9; Buccaneers L 10-16; Bears W 24-20; Buccaneers W 24-7; Seahawks L 28-29; Rams L 17-34; Packers W 21-7; Cowboys W 21-10; Lions W 17-7; Bears W 17-14; Chargers L 10-13; Packers T 10-10; Eagles W 28-27; Raiders L 20-27; Lions L 14-45.

**1979 SCHEDULE:** 9-2 San Francisco; 9-9 at Chicago; 9-16 at Miami; 9-23 Green Bay; 9-30 at Detroit; 10-7 Dallas; 10-15 at New York Jets; 10-21 Chicago; 10-28 Tampa Bay; 11-4 at St. Louis; 11-11 vs. Green Bay (Milw.); 11-18 Detroit; 11-25 at Tampa Bay; 12-2 at Los Angeles; 12-9 Buffalo; 12-16 at New England.

## VIKINGS LEADERS IN 1978 . . .

SCORING	—	Rick Danmeier, 72
RUSHING	—	Chuck Foreman, 237-749-5
PASSING	—	Fran Tarkenton, 572-345-3468-25 (32 Int.)
RECEIVING	—	Rickey Young, 88-704-5 (NFL Leader)
KO RETURNS	—	Kevin Miller, 40-854-0
PUNT RETURNS	—	Kevin Miller, 48-239-0

## POST-SEASON AWARDS

**MOST VALUABLE PLAYER:** 1962-Ron Burton; 1963-Babe Parilli; 1964-Babe Parilli; 1965-Nick Buoniconti; 1966-Jim Nance; 1968-Jim Whalen; 1969-Carl Garrett; 1970-John Bramlett; 1971-Jim Plunkett; 1972-Reggie Rucker; 1973-Mack Herron; 1974-Sam Cunningham; 1975-Steve Nelson; 1976-Steve Grogan; 1977-Sam Cunningham; 1978-John Hannah. **ROOKIE OF THE YEAR:** 1962-Nick Buoniconti; 1963-Art Graham; 1964-Jon Morris; 1965-Tom Hennessey; 1966-Robert Cappadonna; 1967-Ed Philpott; 1968-Tom Sherman; 1969-Carl Garrett; 1970-Odell Lawson; 1971-Randy Vataha; 1972-Josh Ashton; 1973-John Hannah; 1974-Sam Hunt; 1975-Russ Francis; 1976-Mike Haynes; 1977-Stanley Morgan; 1978-Mosi Tatupu. **UNSUNG HERO:** 1962-Larry Garron; 1963-Milt Graham; 1964-Charlie Long; 1965-Jon Morris; 1966-Len St. Jean; 1967-Don Webb; 1968-Houston Antwine; 1969-Jim Cheyunski; 1970-Len St. Jean; 1971-Tom Beer; 1972-Jon Morris; 1973-Ron Bolton; 1974-Bill Lenkaitis; 1975-Ray Hamilton; 1976-Don Calhoun; 1977-Steve Nelson; 1978-Dick Bishop. **LEADERSHIP AWARD:** 1975-Steve Grogan. **HUNT MEMORIAL:** 1976-Tom Neville; 1977-Tony McGee; 1978-Dick Bishop.

## REGULAR SEASON RESULTS

### 1960 (Fourth in AFL-East, 5-9-0)

Date	PF	Opponent	PA	Result	Attendance
9/ 9	10	Denver	13	L	21,597
9/16	28	at New York	24	W	19,220
9/23	0	Buffalo	13	L	20,732
10/ 8	35	at Los Angeles	0	W	18,226
10/16	14	Oakland (at S. F.)	27	L	11,500
10/23	24	at Denver	31	L	12,683
10/28	16	Los Angeles	45	L	13,988
11/ 4	34	Oakland	28	W	8,446
11/11	38	New York	21	W	11,653
11/18	42	Dallas	14	W	14,721
11/25	10	Houston	24	L	27,123
12/ 4	14	at Buffalo	38	L	14,335
12/11	0	at Dallas	34	L	12,000
12/18	21	at Houston	37	L	22,352
Total	286		349		228,576

NOTE: All home games played at Boston University Field.

### 1961 (Second in AFL-East, 9-4-1)

Date	PF	Opponent	PA	Result	Attendance
9/ 9	20	New York	21	L	16,683
9/16	45	Denver	17	W	14,479
9/23	0	at Buffalo	21	W	21,504
10/ 1	30	at New York	37	L	15,189
10/ 7	27	San Diego	38	L	17,748
10/13	31	Houston	31	T	15,070
10/22*	52	Buffalo	21	W	9,398
10/29	18	at Dallas	17	W	20,500
11/ 3	28	Dallas	21	W	25,063
11/12	15	at Houston	27	L	35,649
11/17	20	Oakland	17	W	17,169
12/ 3	28	at Denver	24	W	9,303
12/ 9	0	Oakland (at S. F.)	21	W	6,500
12/17	41	at San Diego	0	W	21,339
Total	413		313		245,594

\* Hurricane threat postponed this originally scheduled night game from October 20.

NOTE: All home games played at Boston University Field.

### 1962 (Second in AFL-East, 9-4-1)

Date	PF	Opponent	PA	Result	Attendance
9/ 8	28	at Dallas	42	L	32,000
9/16	34	Houston	21	W	32,276
9/21	41	Denver	16	W	21,038
10/ 6	43	at New York	14	W	14,412
10/12	7	Dallas	27	L	23,874
10/19	24	San Diego	20	W	20,888
10/26	26	Oakland	16	W	12,514
11/ 3	28	at Buffalo	28	T	33,247
11/11	33	at Denver	29	W	28,187
11/18	17	at Houston	21	L	35,250
11/23	21	Buffalo	10	W	20,021
11/30	24	New York	17	W	20,015
12/ 9	20	at San Diego	14	W	19,887
12/16	0	at Oakland	20	L	8,000
Total	346		295		321,609

NOTE: All home games played at Boston University Field with exception of 9/16 game vs. Houston which was played at Harvard Stadium.

### 1963 (First in AFL-East, 7-6-1)

Date	PF	Opponent	PA	Result	Attendance
9/ 8	38	New York	14	W	24,120
9/14	13	at San Diego	17	L	26,097
9/22	20	at Oakland	14	W	17,131
9/29	10	at Denver	14	L	18,636
10/ 5	24	at New York	31	L	16,769
10/11	20	Oakland	14	W	26,494
10/18	40	Denver	21	W	25,418
10/26	21	at Buffalo	28	L	29,243
11/ 1	45	Houston	3	W	31,185
11/10	6	San Diego	7	L	28,402
11/17	24	Kansas City	24	T	17,270
12/ 1	17	Buffalo	7	W	16,981
12/ 8	46	at Houston	28	W	23,462
12/14	3	at Kansas City	35	L	12,598
Total	327		257		313,806

**1963—(Continued)****EASTERN DIVISION CHAMPIONSHIP**

12/28	26	at Buffalo	6	W	33,044
-------	----	------------	---	---	--------

**AFL CHAMPIONSHIP**

1/ 5	10	at San Diego	51	L	31,270
------	----	--------------	----	---	--------

Grand Total	363		316		378,120
-------------	-----	--	-----	--	---------

NOTE: All home games played at Fenway Park with exception of 9/8 vs. New York which was played at Boston College Alumni Stadium.

**1964 (Second in AFL-East, 10-3-1)**

Date	PF	Opponent	PA	Result	Attendance
9/13	17	at Oakland	14	W	21,126
9/20	33	at San Diego	28	W	20,568
9/27	26	New York	10	W	22,716
10/ 4	39	at Denver	10	W	15,485
10/ 9	17	San Diego	26	L	35,096
10/16	43	Oakland	43	T	23,279
10/23	24	Kansas City	7	W	27,400
10/31	14	at New York	35	L	45,033
11/ 6	25	Houston	24	W	28,161
11/15	36	at Buffalo	28	W	42,308
11/20	12	Denver	7	W	24,979
11/29	34	at Houston	17	W	17,560
12/ 6	31	at Kansas City	24	W	13,166
12/20	14	Buffalo	24	L	38,021

Total	365		297		374,898
-------	-----	--	-----	--	---------

NOTE: All home games played at Fenway Park with exception of 9/27 vs. New York which was played at Boston College Alumni Stadium.

**1965 (Third in AFL-East, 4-8-2)**

Date	PF	Opponent	PA	Result	Attendance
9/11	7	at Buffalo	24	L	45,502
9/19	10	at Houston	31	L	32,445
9/24	10	Denver	27	L	26,782
10/ 3	17	at Kansas City	27	L	26,773
10/ 8	10	Oakland	24	L	24,824
10/17	13	San Diego	13	T	20,924
10/24	21	at Oakland	30	L	20,858
10/31	22	at San Diego	6	W	33,366
11/ 7	7	Buffalo	23	L	24,415
11/14	20	New York	30	L	18,589
11/21	10	Kansas City	10	T	13,056
11/28	27	at New York	23	W	59,334
12/12	28	at Denver	20	W	27,207
12/18	42	Houston	14	W	14,508

Total	244		302		388,583
-------	-----	--	-----	--	---------

NOTE: All home games played at Fenway Park.

**1966 (Second in AFL-East, 8-4-2)**

Date	PF	Opponent	PA	Result	Attendance
9/10	0	at San Diego	24	L	29,539
9/18	24	at Denver	10	W	25,337
9/25	24	Kansas City	43	L	22,641
10/ 2	24	New York	24	T	27,255
10/ 8	20	at Buffalo	10	W	45,542
10/23	35	San Diego	17	W	32,371
10/30	24	Oakland	21	W	26,941
11/ 6	10	Denver	17	L	18,154
11/13	27	Houston	21	W	23,426
11/20	27	at Kansas City	27	T	41,475
11/27	20	at Miami	14	W	22,754
12/ 4	14	Buffalo	3	W	39,350
12/11	38	at Houston	14	W	17,100
12/18	28	at New York	38	L	58,921

Total	315		283		430,806
-------	-----	--	-----	--	---------

NOTE: All home games played at Fenway Park.

**1967 (Fifth in AFL-East, 3-10-1)**

Date	PF	Opponent	PA	Result	Attendance
9/ 3	21	at Denver	26	L	35,488
9/ 9	14	at San Diego	28	L	39,337
9/17	7	at Oakland	35	L	26,289
9/24	23	at Buffalo	0	W	45,748
10/ 8*	31	at San Diego	31	T	23,620
10/15	41	Miami	10	W	23,955
10/22	14	Oakland	48	L	25,057
10/29	23	at New York	30	L	62,784

# NEW ENGLAND PATRIOTS

## 1978 Final Regular Season Statistics

### TEAM STATISTICS

	Patriots	Opponent
TOTAL FIRST DOWNS .....	322	258
Rushing .....	181	100
Passing .....	125	143
Penalty .....	16	15
Third Down: Made / Att. ....	92/203	96/220
Third Down Efficiency .....	45.3	43.6
TOTAL NET YARDS .....	5965	4615
Avg. Per Game .....	372.8	288.4
Total Plays .....	1085	971
Avg. Per Play .....	5.5	4.8
NET YARDS RUSHING .....	3165	1852
Avg. Per Game .....	197.8	115.8
Total Rushes .....	671	511
NET YARDS PASSING .....	2800	2763
Avg. Per Game .....	175	172.7
Tackled / Yards Lost .....	24/206	35/296
Gross Yards .....	3006	3059
Attempts / Completions .....	390/196	425/235
Pct. of Completions .....	50.3	55.3
Had Intercepted .....	25	22
PUNTS / AVERAGE .....	61/35.0	78/39.5
NET PUNTING AVERAGE .....	29.1	30.8
PENALTIES / YARDS .....	92/852	81/683
FUMBLES / BALL LOST .....	35/21	34/21
TOUCHDOWNS .....	46	38
Rushing .....	30	14
Passing .....	15	21
Returns .....	1	3
TOTAL POINTS .....	358	286

### SCORE BY QUARTERS

	1	2	3	4	OT	Total
PATRIOTS .....	77	122	63	96	—	358
Opponents .....	58	60	71	97	—	286

### SCORING

	TDR	TDP	TDRt	PAT	FG	SAF	TP
Ivory .....	11						66
Posey .....				29-31	11-22		62
Cunningham .....	8						48
Jackson .....		6					36
Grogan .....	5						30
Morgan .....		5					30
Francis .....		4					24
Johnson .....	3						18
McAlister .....	2						12
Calhoun .....	1						6
Haynes .....			1				6
Bishop/Fox .....						1/1	4
Wilson .....				0-1			0
PATRIOTS TOTAL ..	30	15	1	42-46	12-24	2	*358
Opp. Total .....	14	21	3	31-38	9-19		286

\*SCORING: Lowery-7 (7-7; 0-1), Smith-9 (6-7; 1-1).

Smith: (-); (24); (-). Lowery: (-); (45).

Posey: (42, 36); (19); (29, 37); (-); (48); (32, 34, 37, 38, 25); (48, 47, 24); (31); (46b, 30, 36b, 39); (42, 21); (35).

### FIELD GOALS

	1-19	20-29	30-39	40-49	50+	Total
Smith .....		1-1				1-1
Lowery .....				0-1		0-1
Posey .....	1-1	3-4	5-11	2-6		11-22
Opp. Total .....		5-6	1-5	2-5	1-3	9-19

### PASSING

		Att.	Comp.	Yds.	Pct.	TD	Int.	LG	Lost/Att.
Grogan	362	181	2824	50.0	15	23	75t		21/184
Owen	26	15	182	57.7	0	2	23		3/22
Johnson	2	0	0	0.0	0	0	0		0/000
PATRIOTS TOTAL	390	196	3006	50.3	15	25	75t		24/206
Opp. Total	425	235	3059	55.3	21	22	67t		35/296



# NEW ENGLAND PATRIOTS

## 1978 Final Regular Season Statistics

### RUSHING

	No.	Yds.	Avg.	LG	TD
Cunningham .....	199	768	3.9	52t	8
Ivory .....	141	693	4.9	28	11
Johnson .....	147	675	4.6	52	3
Grogan .....	81	539	6.7	31	5
Calhoun .....	76	391	5.1	73	1
McAlister .....	19	77	4.1	16	2
Morgan .....	2	11	5.5	6	0
Jackson .....	1	7	7.0	7	0
Tatupu .....	3	6	2.0	3	0
Wilson .....	1	0	0.0	0	0
Westbrook .....	1	-2	-2.0	-2	0
PATRIOTS TOTAL .....	671	3165	4.7	73	30
Opp. Total .....	511	1852	3.6	32t	14

### RECEIVING

	No.	Yds.	Avg.	LG	TD
Francis .....	39	543	13.9	53	4
Jackson .....	37	743	20.1	57	6
Morgan .....	34	820	24.1	75t	5
Cunningham .....	31	297	9.6	31	0
Johnson .....	26	267	10.3	31	0
Ivory .....	14	122	8.7	18	0
Hasselbeck .....	7	107	15.3	24	0
Westbrook .....	3	38	12.7	19	0
Calhoun .....	3	29	9.7	15	0
Pennywell .....	1	28	28.0	28	0
McAlister .....	1	12	12.0	12	0
PATRIOTS TOTAL .....	196	3006	15.3	75t	15
Opp. Total .....	235	3059	13.0	67t	21

### INTERCEPTIONS

	No.	Yds.	Avg.	LG	TD
Haynes .....	6	123	20.5	50	1
Nelson .....	5	104	20.8	37	0
Clayborn .....	4	72	18.0	44	0
Beaudoin .....	3	25	8.3	13	0
Fox .....	2	10	5.0	10	0
Conn .....	1	24	24.0	24	0
Zabel .....	1	0	0.0	0	0
PATRIOTS TOTAL .....	22	358	16.3	50	1
Opp. Total .....	25	252	10.1	49	1

### PUNTING

	No.	Yds.	Avg.	TB	In 20	LG	Blk.
Wilson .....	54	1921	35.6	4	14	57	0
Patrick .....	7	216	30.9	0	2	47	0
PATRIOTS TOTAL .....	61	2137	35.0	4	16	57	0
Opp. Total .....	78	3081	39.5	8	17	63	0

### PUNT RETURNS

	No.	FC	Yds.	Avg.	LG	TD
Morgan .....	32	4	335	10.5	48	0
Haynes .....	14	2	183	13.1	35	0
Conn .....	1	2	2	2.0	2	0
PATRIOTS TOTAL .....	47	8	520	11.1	48	0
Opp. Total .....	29	10	272	9.4	30	0

### KICKOFF RETURNS

	No.	Yds.	Avg.	LG	TD
Clayborn .....	27	636	23.6	60	0
McAlister .....	10	186	18.6	32	0
Westbrook .....	7	125	17.9	33	0
Ivory .....	7	165	23.6	33	0
Morgan .....	1	17	17.0	17	0
Wheeler .....	1	0	0.0	0	0
Conn/Tatupu .....	1/1	26/17	26.0/17.0	26/17	0/0
PATRIOTS TOTAL .....	55	1172	21.3	60	0
Opp. Total .....	69	1576	22.8	90t	1

**1967—(Continued)**

11/ 5	18	Houston	7	W	19,422
11/12	10	Kansas City	33	L	23,010
11/19	24	New York	29	L	26,790
11/26	6	at Houston	27	L	28,044
12/ 9	16	Buffalo	44	L	20,627
12/17	32	at Miami	41	L	25,969

Total 280 389 426,140

\* Scheduled as home game, played at San Diego because of World Series at Fenway Park.

NOTE: All home games played in Fenway Park with exception of 10/15 vs. Miami which was played at Boston College Alumni Stadium.

**1968 (Fourth in AFL-East, 4-10-0)**

Date	PF	Opponent	PA	Result	Attendance
9/ 8	16	at Buffalo	7	W	38,865
9/22*	31	New York	47	L	29,192
9/29	20	at Denver	17	W	37,024
10/ 6	10	at Oakland	41	L	44,253
10/13	0	Houston	16	L	32,502
10/20	23	Buffalo	6	W	21,082
10/27	14	at New York	48	L	62,351
11/ 3	14	Denver	35	L	18,304
11/10	17	San Diego	27	L	19,278
11/17	17	at Kansas City	31	L	48,271
11/24	10	Miami	34	L	18,305
12/ 1	33	Cincinnati	14	W	17,796
12/ 8	7	at Miami	38	L	24,242
12/15	17	at Houston	45	L	34,198

Total 229 406 445,663

\* Scheduled as home game, played in Birmingham, Alabama, because of conflict with major league baseball.

NOTE: All home games played at Fenway Park.

**1969 (Tied for third in AFL-East, 4-10-0)**

Date	PF	Opponent	PA	Result	Attendance
9/14	7	at Denver	35	L	43,679
9/21	0	Kansas City	31	L	22,002
9/28	23	Oakland	38	L	19,069
10/ 5	14	New York	23	L	25,584
10/11	16	at Buffalo	23	L	46,201
10/19	10	San Diego	13	L	18,346
10/26	17	at New York	23	L	62,298
11/ 2	24	Houston	0	W	19,006
11/ 9	16	Miami	17	L	19,821
11/16	25	at Cincinnati	14	W	27,927
11/23	35	Buffalo	21	W	25,584
11/30	38	Miami (at Tampa)	23	W	32,121
12/ 7	18	at San Diego	28	L	33,146
12/14	23	at Houston	27	L	39,215

Total 266 316 433,999

NOTE: All home games played at Boston College Alumni Stadium.

**1970 (Fifth in AFC-East, 2-12-0)**

Date	PF	Opponent	PA	Result	Attendance
9/20	27	Miami	14	W	32,607
9/27	21	New York Jets	31	L	36,040
10/ 4	6	Baltimore	14	L	38,235
10/11	10	at Kansas City	23	L	50,698
10/18	0	New York Giants	16	L	39,091
10/25	3	at Baltimore	27	L	60,240
11/ 1	10	Buffalo	45	L	31,148
11/ 8	0	at St. Louis	31	L	46,466
11/15	14	San Diego	16	L	30,597
11/22	3	at New York Jets	17	L	61,822
11/29	14	at Buffalo	10	W	31,427
12/ 6	20	at Miami	37	L	51,032
12/13	14	Minnesota	35	L	37,819
12/20	7	at Cincinnati	45	L	60,157

Total 149 361 607,379

NOTE: All home games played at Harvard Stadium.

**1971 (Third in AFC-East, 6-8-0)**

Date	PF	Opponent	PA	Result	Attendance
9/19	20	Oakland	6	W	55,405
9/26	7	Detroit	34	L	61,057
10/ 3	3	Baltimore	23	L	61,232
10/10	20	New York Jets	0	W	61,357
10/17	3	at Miami	41	L	58,822
10/24	21	at Dallas	44	L	65,708

**1971—(Continued)**

10/31	10	at San Francisco	27	L	45,092
11/ 7	28	Houston	20	W	53,155
11/14	38	Buffalo	33	W	57,446
11/21	7	at Cleveland	27	L	65,238
11/28	20	at Buffalo	27	L	27,166
12/ 5	34	Miami	13	W	61,457
12/12	6	at New York Jets	13	L	63,175
12/19	21	at Baltimore	17	W	57,942

Total 238 325 794,252

NOTE: All home games played at Schaefer Stadium.

**1972 (Fifth in AFC-East, 3-11-0)**

Date	PF	Opponent	PA	Result	Attendance
9/17	7	Cincinnati	31	L	60,999
9/24	21	Atlanta	20	W	60,999
10/ 1	24	Washington	23	W	60,999
10/ 8	14	at Buffalo	38	L	41,749
10/15	13	New York Jets	41	L	60,999
10/22	3	at Pittsburgh	33	L	46,081
10/29	10	at New York Jets	24	L	62,867
11/ 6	17	Baltimore	24	L	60,999
11/12	0	at Miami	52	L	80,010
11/19	24	Buffalo	27	L	60,999
11/26	0	at Baltimore	31	L	54,907
12/ 3	21	Miami	37	L	60,999
12/10	17	at New Orleans	10	W	64,889
12/17	21	at Denver	45	L	51,656

Total 192 446 829,152

**1973 (Third in AFC-East, 5-9-0)**

Date	PF	Opponent	PA	Result	Attendance
9/16	13	Buffalo	31	L	56,114
9/23	7	Kansas City	10	L	57,918
9/30	23	at Miami	44	L	80,047
10/ 7	24	Baltimore	16	W	57,044
10/14	7	New York Jets	9	L	58,659
10/21	13	at Chicago	10	W	55,701
10/28	14	Miami	30	L	61,279
11/ 4	23	at Philadelphia	24	L	65,070
11/11	13	at New York Jets	33	L	60,737
11/18	33	Green Bay	24	W	61,279
11/25	32	at Houston	0	W	27,344
12/ 2	30	San Diego	14	W	58,150
12/ 9	13	at Buffalo	37	L	75,841
12/16	13	at Baltimore	18	L	52,065

Total 258 300 827,248

**1974 (Tied for third in AFC-East, 7-7-0)**

Date	PF	Opponent	PA	Result	Attendance
9/15	34	Miami	24	W	55,006
9/22	28	at New York Giants	20	W	49,267
9/29	20	Los Angeles	14	W	61,279
10/ 6	42	Baltimore	3	W	59,502
10/13	24	at New York Jets	0	W	61,400
10/20	28	at Buffalo	30	L	80,020
10/27	17	at Minnesota	14	W	48,497
11/ 3	28	Buffalo	29	L	61,279
11/10	14	Cleveland	21	L	61,279
11/17	16	New York Jets	21	L	61,279
11/24	27	at Baltimore	17	W	38,971
12/ 1	26	at Oakland	41	L	54,020
12/ 8	17	Pittsburgh	21	L	61,279
12/15	27	at Miami	34	L	79,420

Total 348 289 832,498

**1975 (Fifth in AFC-East, 3-11-0)**

Date	PF	Opponent	PA	Result	Attendance
9/21	0	Houston	7	L	54,212
9/28	14	Miami	22	L	61,279
10/ 5	7	at New York Jets	36	L	61,415
10/12	10	at Cincinnati	27	L	55,856
10/19	21	Baltimore	10	W	56,844
10/26	24	San Francisco	16	W	60,691
11/ 2	17	at St. Louis	24	L	47,263
11/ 9	33	at San Diego	19	W	26,090
11/16	31	Dallas	34	L	61,279
11/23	31	at Buffalo	45	L	69,207
12/ 1	7	at Miami	20	L	68,480
12/ 7	28	New York Jets	30	L	57,539
12/14	14	Buffalo	34	L	59,646
12/21	21	at Baltimore	31	L	50,801

Total 258 358 790,602

**1976 (Tied for First in AFC-East, 11-3-0)**

Date	PF	Opponent	PA	Result	Attendance
9/12	13	Baltimore	27	L	43,637
9/19	30	Miami	14	W	46,227
9/26	30	at Pittsburgh	27	W	50,350
10/ 3	48	Oakland	17	W	61,279
10/10	10	at Detroit	30	L	63,711
10/18	41	New York Jets	7	W	51,236
10/24	26	at Buffalo	22	W	50,383
10/31	3	at Miami	10	L	57,984
11/ 7	20	Buffalo	10	W	61,279
11/14	21	at Baltimore	14	W	60,020
11/21	38	at New York Jets	24	W	58,509
11/28	38	Denver	14	W	61,279
12/ 5	27	New Orleans	6	W	54,057
12/12	31	at Tampa	14	W	46,475
Total	376		260		820,463
<b>AFC PLAYOFF</b>					
12/18	21	at Oakland	24	L	54,037
Grand Total	397		284		874,500

**1977 (Third in AFC-East, 9-5-0)**

Date	PF	Opponent	PA	Result	Attendance
9/18	21	Kansas City	17	W	58,288
9/26	27	at Cleveland (OT)	30	L	77,910
10/ 2	27	at New York Jets	30	L	49,801
10/ 9	31	Seattle	0	W	54,363
10/16	24	at San Diego	20	W	51,143
10/23	17	Baltimore	3	W	61,279
10/30	24	New York Jets	13	W	61,279
11/ 6	14	Buffalo	24	L	61,279
11/13	5	at Miami	17	L	67,907
11/20	20	at Buffalo	7	W	31,157
11/27	14	Philadelphia	6	W	58,192
12/ 4	16	at Atlanta	10	W	60,738
12/11	14	Miami	10	W	61,279
12/18	24	at Baltimore	30	L	60,763
Total	278		217		815,378

**1978 (Tied for First in AFC-East, 11-5-0)**

Date	PF	Opponent	PA	Result	Attendance
9/ 3	14	Washington	16	L	55,063
9/10	16	at St. Louis	6	W	49,555
9/18	27	Baltimore	34	L	57,503
9/24	21	at Oakland	14	W	53,500
10/ 1	28	San Diego	23	W	61,297
10/ 8	24	Philadelphia	14	W	61,297
10/15	10	at Cincinnati	7	W	56,257
10/22	33	Miami	24	W	61,297
10/29	55	New York Jets	21	W	61,297
11/ 5	14	at Buffalo	10	W	46,101
11/12	23	Houston	26	L	61,297
11/19	19	at New York Jets	17	W	60,372
11/26	35	at Baltimore	14	W	49,404
12/ 3	10	at Dallas	17	L	65,045
12/10	26	Buffalo	24	W	59,927
12/18	3	at Miami	23	L	75,445
Total	358		286		934,657
<b>AFC PLAYOFF</b>					
12/31	14	Houston	31	L	61,297
Grand Total	372		317		995,954

## WON-LOST, HOME AND AWAY

Year	Home Record					Away Record				
	W	L	T	PF	PA	W	L	T	PF	PA
1960	3	4	0	150	158	2	5	0	136	191
1961	4	2	1	223	166	5	2	0	190	147
1962	6	1	0	177	127	3	3	1	169	168
1963	5	1	1	190	90	2	5	0	137	167
1964	4	2	1	161	141	6	1	0	204	156
1965	1	4	2	112	141	3	4	0	132	161
1966	4	2	1	158	146	4	2	1	157	137
1967	2	4	0	123	171	1	6	1	157	218
1968	2	4	0	97	132	2	6	0	132	274
1969	2	5	0	122	143	2	5	0	144	173
1970	1	6	0	92	171	1	6	0	57	190
1971	5	2	0	150	129	1	6	0	88	196
1972	2	5	0	127	203	1	6	0	65	243
1973	3	4	0	128	134	2	5	0	130	166
1974	3	4	0	171	133	4	3	0	177	156
1975	2	5	0	132	153	1	6	0	126	205
1976	6	1	0	217	95	5	2	0	159	141

**WON-LOST, HOME AND AWAY — (Continued)**

1977	6	1	0	135	73	3	4	0	143	144
1978	5	3	0	230	180	6	2	0	128	108
Totals	66	60	6	2895	2688	54	79	3	2631	3341
<b>(POST SEASON GAMES)</b>										
1963	—	—	—	—	—	1	1	0	36	57
1976	—	—	—	—	—	0	1	0	21	24
1978	0	1	0	14	31	—	—	—	—	—
Totals	0	1	0	14	31	1	2	0	57	81
Grand Total	66	61	6	2909	2719	55	81	3	2688	3422

Note: Six home and eight away games in 1967 and 1968.

# REGULAR SEASON RESULTS

## TEAM-BY-TEAM

(Results vs. 1979 Opponents on Individual Pages)

		ATLANTA		Opp.	Att.	Results
9-24-72	Foxboro	21	20	60,999	W	
12- 4-77	Atlanta	16	10	60,738	W	
Patriots Lead 2-0.		37	30	121,737		

		CLEVELAND			
Date	Location	Pat s	Opp.	Att.	Results
11-21-71	Cleveland	7	27	65,238	L
11-10-74	Foxboro	14	21	61,279	L
9-26-77	Cleveland	27	30 (OT)	77,910	L
Browns Lead 3-0.		48	78	204,427	

		DALLAS			
Date	Location	Pats	Opp.	Att.	Results
10-24-71	Dallas	21	44	65,708	L
11-16-75	Foxboro	31	34	61,279	L
12- 3-78	Dallas	10	17	65,045	L
Cowboys Lead 3-0.		62	95	192,032	

		HOUSTON			
Date	Location	Pats	Opp.	Att.	Results
11-25-60	Boston	10	24	27,123	L
12-18-60	Houston	21	37	22,352	L
10-13-61	Boston	31	31	15,070	T
11-12-61	Houston	15	27	35,649	L
9-16-62	Boston	34	21	32,976	W
11-18-62	Houston	17	21	35,250	L
11- 1-63	Boston	45	3	31,185	W
12- 8-63	Houston	46	28	23,462	W
11- 6-64	Boston	25	24	28,161	W
11-29-64	Houston	34	17	17,650	W
9-19-65	Houston	10	31	32,445	L
12-18-65	Boston	42	14	14,508	W
11-13-66	Boston	27	21	23,426	W
12-11-66	Houston	38	14	17,100	W
11- 5-67	Boston	18	7	19,422	W
11-26-67	Houston	6	27	28,044	L
10-13-68	Boston	0	16	32,502	L
12-15-68	Houston	17	45	34,198	L
11- 2-69	Boston	24	0	19,006	W
12-14-69	Houston	23	27	29,215	L
11- 7-71	Foxboro	28	20	53,153	W
11-25-73	Houston	32	0	27,344	W
9-21-75	Foxboro	0	7	54,212	L
11-12-78	Foxboro	23	26	61,297	L

		KANSAS CITY			
Date	Location	Pats	Opp.	Att.	Results
11-18-60	Boston	42	14	14,721	W
12-11-60	Dallas	0	34	12,000	L
10-29-61	Dallas	18	17	20,500	W
11- 3-61	Boston	28	21	25,063	W
9- 8-62	Dallas	28	42	32,000	L
10-12-62	Boston	7	27	23,874	L
11-17-63	Boston	24	24	17,270	T
12-14-63	Kansas City	3	35	12,598	L
10-23-64	Boston	24	7	27,400	W
12- 6-64	Kansas City	31	24	13,166	W
10- 3-65	Kansas City	17	27	26,773	L
11-21-65	Boston	10	10	13,056	T

9-25-66	Boston	24	43	22,641	L
11-20-66	Kansas City	27	27	41,475	T
11-12-67	Boston	10	33	23,010	L
11-17-68	Kansas City	17	31	48,271	L
9-21-69	Boston	0	31	22,002	L
10-11-70	Kansas City	10	23	50,698	L
9-23-73	Foxboro	7	10	57,918	L
9-18-77	Foxboro	21	17	58,288	W
Chiefs Lead 12-6-3.		448	497	562,724	

#### LOS ANGELES

		Pats	Opp.	Att.	Results
9-29-74	Foxboro	20	14	61,279	W

#### NEW ORLEANS

Date	Location	Pats	Opp.	Att.	Results
12-10-72	New Orleans	17	10	64,889	W
12- 5-76	Foxboro	27	6	54,057	W
Patriots Lead 2-0.		44	16	118,946	

#### NEW YORK GIANTS

Date	Location	Pats	Opp.	Att.	Results
10-18-70	Boston	0	16	39,091	L
9-22-74	New Haven	28	20	49,267	W
Series Tied 1-1.		28	36	88,358	

#### OAKLAND

Date	Location	Pats	Opp.	Att.	Results
10-16-60	San Francisco	14	27	11,500	L
11- 4-60	Boston	34	28	8,446	W
11-17-61	Boston	20	17	17,169	W
12- 9-61	San Francisco	35	21	6,500	W
10-26-62	Boston	26	16	12,514	W
12- 6-62	Oakland	0	20	8,000	L
9-22-63	Oakland	20	14	17,131	W
10-11-63	Boston	20	14	26,494	W
9-13-64	Oakland	17	14	21,126	W
10-16-64	Boston	43	43	23,279	T
10- 8-65	Boston	10	24	24,824	L
10-24-65	Oakland	21	30	20,858	L
10-30-66	Boston	24	21	26,941	W
9-17-67	Oakland	7	35	26,289	L
10-22-67	Boston	14	48	25,057	L
10- 6-68	Oakland	10	41	44,253	L
9-28-69	Boston	23	38	19,069	L
9-19-71	Foxboro	20	6	55,405	W
12- 1-74	Oakland	26	41	54,020	L
10- 3-76	Foxboro	48	17	61,279	W
9-24-78	Oakland	21	14	53,500	W
Patriots Lead 11-9-1		453	529	563,654	

#### PHILADELPHIA

Date	Location	Pats	Opp.	Att.	Results
11- 4-73	Philadelphia	23	24	65,070	L
11-27-77	Foxboro	14	6	58,192	W
10- 8-78	Foxboro	24	14	61,297	W
Patriots Lead 2-1.		61	44	184,559	

#### ST. LOUIS

Date	Location	Pats	Opp.	Att.	Results
11- 8-70	St. Louis	0	31	46,466	L
11- 2-75	St. Louis	17	24	47,263	L
9-10-78	St. Louis	16	6	49,555	W
Cardinals Lead 2-1.		33	61	143,284	

#### SAN FRANCISCO

Date	Location	Pats	Opp.	Att.	Results
10-31-71	San Francisco	10	27	45,092	L
10-26-75	Foxboro	24	16	60,691	W
Series Tied 1-1.		34	43	105,783	

#### SEATTLE

Date	Location	Pats	Opp.	Att.	Results
10- 9-77	Foxboro	31	0	54,363	W

#### TAMPA

Date	Location	Pats	Opp.	Att.	Results
12-12-76	Tampa Bay	31	14	46,476	W

#### WASHINGTON

Date	Location	Pats	Opp.	Att.	Results
10- 1-72	Foxboro	24	23	60,999	W
9- 3-78	Foxboro	14	16	55,063	L
Series Tied 1-1.		38	39	116,062	



# PATRIOTS VS. ALL OPPONENTS

## IN REGULAR SEASON PLAY

Team	W	L	T	Pct.	PF	PA
Atlanta	2	0	0	1.000	37	30
Baltimore	8	10	0	.440	335	356
Buffalo	18	19	1	.490	770	862
Chicago	1	0	0	1.000	13	10
Cincinnati	3	3	0	.500	92	138
Cleveland	0	3	0	.000	48	78
Dallas	0	3	0	.000	62	95
Denver	11	9	0	.540	475	428
Detroit	0	2	0	.000	17	64
Green Bay	1	0	0	1.000	33	24
Houston	12	11	1	.550	566	488
Kansas City	6	12	3	.333	448	497
Los Angeles	1	0	0	1.000	20	14
Miami	9	16	0	.360	476	643
Minnesota	1	1	0	.500	31	49
New Orleans	2	0	0	1.000	44	16
New York Giants	1	1	0	.500	28	36
New York Jets	14	23	1	.380	879	916
Oakland	11	9	1	.550	453	529
Philadelphia	2	1	0	.670	61	44
Pittsburgh	1	2	0	.333	50	81
St. Louis	1	2	0	.333	33	61
San Diego	11	11	2	.500	521	474
San Francisco	1	1	0	.500	34	43
Seattle	1	0	0	1.000	31	0
Tampa	1	0	0	1.000	31	14
Washington	1	1	0	.500	38	39
PATRIOTS TOTALS	120	139	9	.460	5626	6029

## ALL-TIME ATTENDANCES

Year	Home Games	Att.	Away Games	Att.	Total
1960	7	118,260	7	110,316	228,576
1961	7	115,610	7	129,984	245,594
1962	7	150,626	7	170,983	321,609
1963	7	169,870	7	143,936	313,806
1964	7	199,652	7	175,246	374,898
1965	7	143,098	7	245,485	388,583
1966	7	190,138	7	240,668	430,806
1967(a)	6	138,861	8	287,279	426,140
1968(a)	6	127,267	8	318,396	445,663
1969	7	149,412	7	284,587	433,999
1970	7	245,537	7	361,842	607,379
1971	7	411,109	7	383,143	794,252
1972	7	426,993	7	402,159	829,152
1973	7	410,443	7	416,805	827,248
1974	7	420,903	7	411,595	832,498
1975	7	411,490	7	379,112	790,602
1976	7	378,994	7	387,432	766,426
1977	7	415,959	7	399,419	815,378
1978	8	478,978	8	455,679	934,657
Totals	132	5,103,200	136	5,704,066	10,807,266

### (POST-SEASON GAMES)

1963	—	—	2	64,314	64,314
1976	—	—	1	54,037	54,037
1978	1	61,297	—	—	61,297
Totals	1	61,297	3	118,351	179,648
Grand Totals	133	5,164,497	139	5,822,417	10,986,914

(a) One home game rescheduled and played away from home.

### ONE GAME RECORDS

#### Largest Home Crowd:

61,457 vs. Miami at Schaefer Stadium on Dec. 5, 1971.

#### Smallest Home Crowd:

8,446 vs. Oakland at Boston University Field on Nov. 11, 1960.

#### Largest Away Crowd:

80,047 at Miami, Sept. 30, 1973.

#### Smallest Away Crowd:

6,500 vs. Oakland at San Francisco on Dec. 9, 1961.

# HISTORICAL HIGHLIGHTS

Nov. 16, 1959 — American Football League's eighth franchise awarded to William H. Sullivan, Jr.

Nov. 22, 1959 — Selected Northwestern running back Ron Burton as first draft choice and Syracuse running back Gerhard Schwedes as first territorial choice.

Dec. 20, 1959 — Clemson quarterback Harvey White first player signed.

Feb. 8, 1960 — Lou Saban signed as team's first head coach.

Feb. 20, 1960 — Public contest produced team name of Patriots. Red, white, and blue selected as team colors.

April 1, 1960 — Boston University Field Patriots first home field.

April 2, 1960 — First professional sports team in history to issue public stock.

April 19, 1960 — Uniformed Patriot centering a football (creative work of Boston-Worcester cartoonist Phil Bissell) adopted as team insignia.

July 4, 1960 — Open first pre-season training camp at UMass, 350 players attend.

July 30, 1960 — In first pre-season game in AFL history Patriots defeated Bills 28-7 at Buffalo (War Memorial Stadium). DE Bob Dee recovered fumble for the league's first touchdown.

Aug. 14, 1960 — First professional sports event ever staged in Harvard Stadium found Patriots losing 24-14 decision to Dallas Texans (to become Kansas City Chiefs) before 11,000 fans.

Sept. 9, 1960 — A crowd of 21,597 was on hand at BU Field to welcome pro football back to Boston after 11-year absence. Patriots lost first regular season game 13-10 to Denver.

Sept. 16, 1960 — Defensive back Chuck Shonta recovered a fumble on the final play of the game and ran for a touchdown to bring a 28-24 win over New York Titans (to become New York Jets) at Polo Grounds, N.Y. for Patriots first regular season victory.

Oct. 11, 1963 — First game in Fenway Park, beat Oakland 20-14.

Dec. 28, 1963 — Won Eastern Division (AFL) title in 26-8 victory over Buffalo in league's only playoff game ever held.

Jan. 5, 1964 — Lost AFL title in 51-10 game with San Diego Chargers.

Feb. 18, 1967 — Team's corporate title changed to Boston Patriots Football Club, Inc. from American League Professional Football Team of Boston, Inc.

April 4, 1970 — Foxboro selected as site for Patriots new home. (Special town meeting gave okay on 4-13-70).

March 22, 1971 — Team renamed New England Patriots.

Aug. 15, 1971 — Schaefer Stadium dedication game (Gino Cappelletti's 36-yard field goal first points scored in 20-14 win over New York Giants before 60,423 fans).

Feb. 17, 1972 — Made financial history by paying first cash dividend of 15 cents per share.

Jan. 26, 1973 — Chuck Fairbanks named head coach and general manager.

Nov. 7, 1975 — President William H. Sullivan, Jr., became first majority owner in team's history when he purchased additional voting stock to give him 88 per cent of the franchise's voting stock.

April 5, 1976 — Major trade sent quarterback Jim Plunkett to San Francisco for four draft choices (two firsts in 1976, first and second in 1977) and quarterback Tom Owen.

July 10, 1976 — Open training camp at new site, Bryant College in Smithfield, R.I. Team had been at UMass from 1969 thru 1975.

Dec. 5, 1976 — Patriots beat New Orleans 27-6 to qualify for a place in the playoffs — first time under current AFC-NFC system, first playoff opportunity since 1963.

Dec. 8, 1976 — Non voting stockholders approve offer of \$15 per share made by Bill Sullivan to purchase all outstanding non-voting stock.

Dec. 18, 1976 — Lost playoff game to Oakland, 24-21, in last 10 seconds.  
 Jan. 31, 1977 — Filed articles of merger to reorganize the corporation under the New Patriots, Inc. headed by Bill Sullivan, and then revert to New England Patriots Football Club, Inc.  
 June 6, 1977 — Patriots vice-president Charles W. Sullivan named chairman of the NFL Management Council.  
 Aug. 20, 1977 — Work completed on installation of new surface (Super Turf) in Schaefer Stadium.  
 Nov. 6, 1977 — Tommy Neville plays his 154th game for the Patriots (vs. Buffalo at Schaefer) to set a new all-time service mark.  
 May 17, 1978 — Paul Sonnabend resigns as Patriots Vice President to assume new role as Executive Director of NFL Management Council.  
 Sept. 3, 1978 — Mrs. William H. (Mary M.) Sullivan, Jr. elected to the Patriots Board of Directors.  
 Oct. 29, 1978 — Record setting victory over New York Jets, a 55-21 win at Schaefer Stadium, produces a dozen team and individual records and seven new stadium marks.  
 Dec. 10, 1978 — Patriots clinch their first outright divisional championship in the club's history with a last minute 26-24 victory over Buffalo at Schaefer Stadium.  
 Dec. 31, 1978 — Patriots lose 31-14 to Houston in first playoff game ever played at Schaefer Stadium.  
 April 6, 1979 — Frank "Bucko" Kilroy named as new General Manager and former Patriots offensive coordinator Ron Erhardt named as Head Coach.

## 1978 IN REVIEW

### SEPTEMBER 3, 1978—AT FOXBORO (Schaefer Stadium) (Att. 55,063)

WASHINGTON	3	0	6	7	—	16
NEW ENGLAND	0	0	7	7	—	14

Scoring: W-Moseley FG 26; NE-Morgan 33 pass from Grogan (Smith kick); W-Thomas 15 pass from Theismann (kick failed); NE-Jackson 45 pass from Grogan (Smith kick); W-Dusek 31 fumble return (Moseley kick).

### SEPTEMBER 10, 1978 AT ST. LOUIS (Busch Stadium) (Att. 49,555)

NEW ENGLAND	3	13	0	0	—	16
ST. LOUIS	0	0	6	0	—	6

Scoring: NE-Smith FG 24; NE-Grogan 5 run (Smith kick); NE-Francis 24 pass from Grogan (kick blocked); SL-Childs 8 pass from Hart (kick failed).

### SEPTEMBER 18, 1978 AT FOXBORO (Schaefer Stadium) (Att. 57,503)

BALTIMORE	0	7	0	27	—	34
NEW ENGLAND	6	7	0	14	—	27

Scoring: NE-Johnson 1 run (kick failed); B-McCauley 3 run (Linhart kick); NE-Morgan 62 pass from Grogan (Smith kick); B-Carr 54 pass from Washington (Linhart kick); B-Washington 23 pass from Troup (kick failed); B-Carr 67 pass from Troup (Linhart kick); NE-Grogan 4 run (Smith kick); NE-Cunningham 1 run (Smith kick); B-Washington 90 kickoff return (Linhart kick).

### SEPTEMBER 24, 1978 AT OAKLAND (Alameda County) (Att. 53,500)

NEW ENGLAND	0	7	7	7	—	21
OAKLAND	14	0	0	0	—	14

Scoring: O-Casper 13 pass from Stabler (Mann kick); O-Whittington 4 run (Mann kick); NE-Francis 25 pass from Grogan (Lowery kick); NE-Ivory 16 run (Lowery kick); NE-Cunningham 1 run (Lowery kick).

### OCTOBER 1, 1978 AT FOXBORO (Schaefer Stadium) (Att. 61,297)

SAN DIEGO	0	13	7	3	—	23
NEW ENGLAND	7	0	7	14	—	28

Scoring: NE-Jackson 30 pass from Grogan (Lowery kick); SD-Curran 3 pass from Fouts (kick failed); SD-Jefferson 21 pass from Fouts (Benirschke kick); SD-Jefferson 40 pass from Fouts (Benirschke kick); NE-Jackson 14 pass from Grogan (Lowery kick); NE-Francis 6 pass from Grogan (Lowery kick); SD-Benirschke FG 41; NE-Grogan 4 run (Lowery kick).

### OCTOBER 8, 1978 AT FOXBORO (Schaefer Stadium) (Att. 61,297)

PHILADELPHIA	0	7	7	0	—	14
NEW ENGLAND	10	7	7	0	—	24

Scoring: NE-Calhoun 4 run (Posey kick); NE-Posey FG 42; NE-Cunningham 1 run (Posey kick); P-Carmichael 28 pass from Jaworski (Mike-Mayer kick); NE-Morgan 58 pass from Grogan (Posey kick); P-Sciarra 1 run (Mike-Mayer kick).

### OCTOBER 15, 1978 AT CINCINNATI (Riverfront Stadium) (Att. 56,257)

NEW ENGLAND	3	0	0	7	—	10
CINCINNATI	0	3	0	0	—	3

Scoring: NE-Posey FG 19; C-Bahr FG 52; NE-Cunningham 3 run (Posey kick).

### OCTOBER 22, 1978 AT FOXBORO (Schaefer Stadium) (Att. 61,297)

MIAMI	7	7	7	3	—	24
NEW ENGLAND	0	17	7	9	—	33

Scoring: M-Williams 1 run (Yeapremian kick); NE-Johnson 1 run (Posey kick); NE-Cunningham 1 run (Posey kick); M-N. Moore 9 pass from Griese (Yeapremian kick); NE-Posey FG 29; M-Tillman 4 pass from Griese (Yeapremian kick); NE-Ivory 1 run (Posey kick); M-Yeapremian FG 29; NE-Ivory 23 run (Posey kick); NE-Safety-Bishop tackled Griese in end zone.

### OCTOBER 29, 1978 AT FOXBORO (Schaefer Stadium) (Att. 61,297)

NEW YORK JETS	7	0	0	14	—	21
NEW ENGLAND	21	20	7	7	—	55

Scoring: NE-Jackson 11 pass from Grogan (Posey kick); NE-Morgan 30 pass from Grogan (Posey kick); NE-Ivory 7 run (Posey kick); NY-Harper 1 run (Leahy kick); NE-Ivory 9 run (Posey kick); NE-Jackson 28 pass from Grogan (kick failed); NE-Francis 11 pass from Grogan (Posey kick); NE-McAlister 1 run (Posey kick); NY-Newton 2 run (Leahy kick); NE-McAlister 1 run (Posey kick); NY-Newton 3 run (Leahy kick).

**NOVEMBER 5, 1978 AT BUFFALO (Rich Stadium) (Att. 46,101)**

<b>NEW ENGLAND</b>	0	7	7	0	—	14
<b>BUFFALO</b>	3	0	0	7	—	10

Scoring: B-Dempsey FG 21; NE-Ivory 19 run (Posey kick); NE-Ivory 5 run (Posey kick); B-Chandler 11 pass from Ferguson (Dempsey kick).

**NOVEMBER 12, 1978 AT FOXBORO (Schaefer Stadium) (Att. 61,297)**

<b>HOUSTON</b>	0	7	7	12	—	26
<b>NEW ENGLAND</b>	6	17	0	0	—	23

Scoring: NE-Posey FG 32; NE-Posey FG 34; NE-Ivory 3 run (Posey kick); NE-Posey FG 37; NE-Grogan 7 run (Posey kick); H-Carpenter 8 run (Fritsch kick); H-Carpenter 1 run (Fritsch kick); H-Campbell 1 run (kick failed); H-Caster 10 pass from Pastorini (kick failed).

**NOVEMBER 19, 1978 AT NEW YORK (Shea Stadium) (Att. 60,372)**

<b>NEW ENGLAND</b>	0	10	0	9	—	19
<b>NEW YORK JETS</b>	7	0	3	7	—	17

Scoring: NY-Long 1 run (Leahy kick); NE-Posey FG 47; NE-Ivory 1 run (Posey kick); NY-Leahy FG 45; NE-Ivory 11 run (kick blocked); NY-Walker 56 pass from Robinson (Leahy kick); NE-Posey FG 24.

**NOVEMBER 26, 1978 AT BALTIMORE (Memorial Stadium) (Att. 49,404)**

<b>NEW ENGLAND</b>	14	7	7	7	—	35
<b>BALTIMORE</b>	7	0	7	0	—	14

Scoring: NE-Haynes 31 interception return (Posey kick); B-Blackwood 21 interception return (Linhart kick); NE-Jackson 23 pass from Grogan (Posey kick); NE-Johnson 11 run (Posey kick); NE-Morgan 75 pass from Grogan (Posey kick); B-Lee 19 pass from Troup (Linhart kick); NE-Cunningham 4 run (Posey kick).

**DECEMBER 3, 1978 AT DALLAS (Texas Stadium) (Att. 65,045)**

<b>NEW ENGLAND</b>	7	3	0	0	—	10
<b>DALLAS</b>	3	0	7	7	—	17

Scoring: D-Septien FG 26; NE-Cunningham 52 run (Posey kick); NE-Posey FG 30; D-Hill 40 pass from Staubach (Septien kick); D-DuPree 36 pass from Staubach (Septien kick).

**DECEMBER 10, 1978 AT FOXBORO (Schaefer Stadium) (Att. 59,927)**

<b>BUFFALO</b>	0	10	7	7	—	24
<b>NEW ENGLAND</b>	0	7	7	12	—	26

Scoring: B-Hooks 28 run (Dempsey kick); NE-Cunningham 4 run (Posey kick); B-Dempsey FG 26; B-Miller 32 run (Dempsey kick); NE-Grogan 4 run (Posey kick); NE-Ivory 20 run (Posey kick); B-Lewis 21 pass from Ferguson (Dempsey kick); NE-Safety-Punter Jackson ran out of end zone by Fox; NE-Posey FG 21.

**DECEMBER 18, 1978 AT MIAMI (Orange Bowl) (Att. 75,445)**

<b>NEW ENGLAND</b>	0	0	0	3	—	3
<b>MIAMI</b>	7	6	7	3	—	23

Scoring: M-N. Moore 6 pass from Griese (Yepremian kick); M-D. Harris 17 pass from Griese (Yepremian kick blocked); M-Davis 1 run (Yepremian kick); NE-Posey FG 35; M-Yepremian FG 30.

**DECEMBER 31, 1978 AT FOXBORO (Schaefer Stadium) (Att. 61,297)**

<b>HOUSTON</b>	0	21	3	7	—	31
<b>NEW ENGLAND</b>	0	0	7	7	—	14

Scoring: H-Burrough 71 pass from Pastorini (Fritsch kick); H-Barber 9 pass from Pastorini (Fritsch kick); H-Barber 13 pass from Pastorini (Fritsch kick); H-Fritsch FG 30; NE-Jackson 24 pass from A. Johnson (Posey kick); NE-Francis 24 pass from Owen (Posey kick); H-Campbell 2 run (Fritsch kick).

## 10 LARGEST CROWDS TO SEE THE PATRIOTS PLAY

Date	Crowd	City	Result
9-30-73	80,047	Miami	Dolphins 44, Patriots 23
10-20-74	80,020	Buffalo	Bills 30, Patriots 28
11-12-72	80,010	Miami	Dolphins 52, Patriots 0
12-15-74	79,420	Miami	Dolphins 34, Patriots 27
9-26-77	77,910	Cleveland	Browns 30, Patriots 27 (OT)
12- 9-73	75,841	Buffalo	Bills 37, Patriots 13
12-18-78	75,445	Miami	Dolphins 23, Patriots 3
8-19-61	73,916	Philadelphia	N.Y. Titans 17, Patriots 7
11-23-75	69,207	Buffalo	Bills 45, Patriots 31
12- 1-75	68,480	Miami	Dolphins 20, Patriots 7

# PATRIOTS LEADERS YEAR-BY-YEAR

## RUSHING

Year	Player	Att.	Yds.	Avg.	Lg	TD
1960	Alan Miller	101	416	4.2	33	1
1961	Billy Lott	100	461	4.7	38	5
1962	Ron Burton	134	548	4.0	59	2
1963	Larry Garron	179	750	4.1	47t	2
1964	Larry Garron	183	585	3.2	16	2
1965	Jim Nance	111	321	2.9	20	5
1966	Jim Nance	299	1458	4.9	65t	11
1967	Jim Nance	269	1216	4.5	53	7
1968	Jim Nance	177	593	3.4	30t	4
1969	Jim Nance	193	750	3.9	43	6
1970	Jim Nance	145	522	3.6	21	7
1971	Carl Garrett	181	784	4.3	38	1
1972	Josh Ashton	128	546	4.3	35	3
1973	Sam Cunningham	155	516	3.3	25	4
1974	Mack Herron	231	824	3.6	28	7
1975	Sam Cunningham	169	666	3.9	17	6
1976	Sam Cunningham	172	824	4.8	24	3
1977	Sam Cunningham	270	1015	3.8	31t	4
1978	Sam Cunningham	199	768	3.9	52t	8

## PASSING

Year	Player	Att.	Comp	Pct.	Yds.	Int.	Lg	TD
1960	Butch Songin	392	187	47.7	2476	15	78	22
1961	Butch Songin	212	98	46.2	1429	9	58t	14
1962	Babe Parilli	253	140	55.3	1988	8	67t	18
1963	Babe Parilli	337	153	45.4	2335	24	77t	13
1964	Babe Parilli	473	228	48.2	3465	27	80t	31
1965	Babe Parilli	426	173	40.6	2597	26	73t	18
1966	Babe Parilli	382	181	47.4	2721	20	63t	20
1967	Babe Parilli	344	161	46.8	2317	24	79t	19
1968	Tom Sherman	226	90	39.8	1199	16	87t	12
1969	Mike Taliaferro	331	160	48.3	2160	18	77	19
1970	Joe Kapp	219	98	44.7	1104	17	48	3
1971	Jim Plunkett	328	158	48.2	2158	16	88t	19
1972	Jim Plunkett	355	169	47.6	2196	25	62	8
1973	Jim Plunkett	376	193	51.3	2550	17	64	13
1974	Jim Plunkett	352	173	49.1	2457	22	69t	19
1975	Steve Grogan	274	139	50.7	1976	18	62t	11
1976	Steve Grogan	302	145	48.0	1903	20	58t	18
1977	Steve Grogan	305	160	52.5	2162	21	68	17
1978	Steve Grogan	362	181	50.0	2824	23	75t	15

## PUNTING

Year	Player	No.	Yds.	Avg.	Long
1960	Tom Greene	59	2235	37.9	66
1961	Tom Yewcic	62	2406	38.8	64
1962	Tom Yewcic	68	2634	38.7	56
1963	Tom Yewcic	73	2880	39.4	65
1964	Tom Yewcic	72	2787	38.7	63
1965	Tom Yewcic	74	3094	41.8	70
1966	Jim Fraser	53	2044	38.6	68
1967	Terry Swanson	65	2632	40.5	62
1968	Bob Scarpitto	34	1382	40.6	87
	Terry Swanson	62	2449	39.5	57
1969	Tom Janik	70	2903	41.5	56
1970	Tom Janik	86	3364	39.1	57
1971	Tom Janik	87	3249	37.3	58
1972	Pat Studstill	75	2859	38.1	57
1973	Bruce Barnes	55	2134	38.8	53
1974	Bruce Barnes	45	1604	35.6	50
1975	Mike Patrick	83	3223	38.8	62
1976	Mike Patrick	67	2688	40.1	52
1977	Mike Patrick	65	2354	36.2	64
1978	Jerrel Wilson	54	1921	35.6	57

## PUNT RETURNS

Year	Player	No.	Yds.	Avg.	Lg	TD
1960	Billy Wells	12	66	4.6	16	0
1961	Fred Bruney	23	109	4.7	11	0
1962	Ron Burton	21	122	5.8	22	0
1963	Bob Suci	25	233	9.3	22	0
1964	Dave Cloutier	20	136	6.8	40	0
1965	Ron Burton	15	61	4.1	12	0
1966	Tom Hennessey	7	39	5.6	11	0

Continued on p. 72

# PUNT RETURNS—Continued

Year	Player	No.	Yds.	Avg.	Lg	TD
1967	Jay Cunningham	17	105	6.2	44	0
	Joe Bellino	15	129	8.6	18	0
1968	Willie Porter	22	135	6.1	24	0
1969	Carl Garrett	12	159	13.3	45	0
1970	Carl Garrett	17	168	9.9	62	0
1971	Carl Garrett	8	124	15.5	50	0
1972	Carl Garrett	6	36	6.0	27	0
1973	Mack Herron	27	282	10.8	54	0
1974	Mack Herron	35	517	14.8	66	0
1975	Darryl Stingley	15	113	7.5	29	0
1976	Mike Haynes	45	608	13.5	89t	2
1977	Stanley Morgan	16	220	13.8	53	0
	Mike Haynes	24	200	8.3	46	0
1978	Stanley Morgan	32	335	10.5	48	0

# KICKOFF RETURNS

Year	Player	No.	Yds.	Avg.	Lg	TD
1960	Dick Christy	24	617	25.7	46	0
1961	Larry Garron	16	438	27.4	89	1
1962	Larry Garron	24	686	28.5	95t	1
1963	Larry Garron	28	693	24.7	58	0
1964	J.D. Garrett	32	749	23.4	42	0
1965	Jay Cunningham	17	374	22.0	45	0
1966	Joe Bellino	18	410	22.8	43	0
1967	Jay Cunningham	30	627	20.9	41	0
1968	Willie Porter	36	812	22.6	61	0
1969	Carl Garrett	28	792	28.3	63	0
1970	Odell Lawson	25	546	21.8	52	0
1971	Carl Garrett	24	538	22.4	37	0
1972	Carl Garrett	16	410	25.6	49	0
1973	Mack Herron	41	1092	26.6	92t	1
1974	Mack Herron	28	629	18.0	62	0
1975	Allen Carter	32	879	27.5	99t	1
1976	Jess Phillips	14	397	28.4	71	0
1977	Raymond Clayborn	28	869	31.0	101t	3
1978	Raymond Clayborn	27	636	23.6	60	0

# PASS INTERCEPTIONS

Year	Player	No.	Yds.	Avg.	Lg	TD
1960	Gino Cappelletti	4	68	17.0	24	0
1961	Don Webb	5	153	30.6	59	2
1962	Ross O'Hanley	5	83	16.6	28	0
1963	Bob Suci	8	294	36.7	98	2
1964	Ron Hall	11	148	13.5	50	0
1965	Ron Hall	3	35	11.7	29	0
1966	Ron Hall	6	159	26.5	87	0
1967	Don Webb	4	91	22.8	41	0
1968	Leroy Mitchell	7	41	5.9	20	0
1969	Larry Carwell	4	114	28.5	38	0
1970	Daryl Johnson	2	51	25.5	42	0
1971	Larry Carwell	5	72	14.4	53t	1
1972	Honor Jackson	4	13?	33.3	55	0
1973	Ron Bolton	6	65	10.8	56	0
1974	Ron Bolton	7	18	2.6	10	0
1975	Ron Bolton	5	33	6.6	15	0
1976	Mike Haynes	8	90	11.3	28	0
1977	Mike Haynes	5	54	10.8	22	0
1978	Mike Haynes	6	123	20.5	50	1

# SCORING

Year	Player	TD	PAT	FG	Total
1960	Gino Cappelletti	0	36	8	60
1961	Gino Cappelletti	8	48	17	147
1962	Gino Cappelletti	5	38	20	128
1963	Gino Cappelletti	2	35	22	113
1964	Gino Cappelletti	7	38	25	155
1965	Gino Cappelletti	9	27	17	132
1966	Gino Cappelletti	6	35	16	119
1967	Gino Cappelletti	3	29	16	95
1968	Gino Cappelletti	2	26	15	83
1969	Gino Cappelletti	0	26	14	68
1970	Jim Nance	7	0	0	42
1971	Charlie Gogolak	0	28	12	64
1972	Carl Garrett	5	0	0	30
1973	Jeff White	0	21	14	63
1974	John Smith	0	42	16	90
1975	John Smith	0	33	9	60
1976	John Smith	0	42	15	87
1977	John Smith	0	33	15	78
1978	Horace Ivory	11	0	0	66



## PASS RECEIVING

Year	Player	No.	Yds.	Avg.	Lg	TD
1960	Jim Colclough	49	666	13.6	61	9
1961	Gino Cappelletti	45	768	17.1	53	8
1962	Jim Colclough	40	868	21.7	78t	10
1963	Jim Colclough	42	793	18.8	56t	3
1964	Gino Cappelletti	49	865	17.7	58t	7
1965	Jim Colclough	40	677	16.9	41	3
1966	Art Graham	51	673	13.2	42	4
1967	Art Graham	41	606	14.8	79t	4
1968	Jim Whalen	47	718	15.3	87t	7
1969	Carl Garrett	29	267	9.2	34	2
1970	Ron Sellers	38	550	14.5	48	4
1971	Randy Vataha	51	872	17.1	88t	9
1972	Reggie Rucker	44	681	15.5	62	3
1973	Reggie Rucker	53	743	14.0	64	3
1974	Mack Herron	38	474	12.5	18	5
1975	Randy Vataha	46	720	15.7	47	6
1976	Andy Johnson	29	343	11.8	53	4
1977	Sam Cunningham	42	370	8.8	35	1
1978	Russ Francis	39	543	13.9	53	4

## 100 PLUS RUSHING GAMES

DATE	PLAYER	OPPONENT	ATT.	YARDS
10-23-60	Ron Burton	Denver	16	127
11-11-60	Dick Christy	New York Titans	11	105
10-22-61	Larry Garron	Buffalo	10	116
9-16-62	Ron Burton	Houston	17	118
10-26-62	Larry Garron	Oakland	13	140
12- 8-63	Larry Garron	Houston	17	107
10- 4-64	J.D. Garrett	Denver	12	121
9-18-66	Jim Nance	Denver	24	126
10-23-66	Jim Nance	San Diego	25	108
10-30-66	Jim Nance	Oakland	38	208
11-13-66	Jim Nance	Houston	22	104
11-20-66	Jim Nance	Kansas City	22	107
11-27-66	Jim Nance	Miami	23	133
12- 4-66	Jim Nance	Buffalo	24	109
12-11-66	Jim Nance	Houston	17	146
9-24-67	Jim Nance	Buffalo	34	185
10- 8-67	Jim Nance	San Diego	29	127
10-15-67	Jim Nance	Miami	20	113
11- 5-67	Jim Nance	Houston	26	108
11-26-67	Jim Nance	Houston	18	109
12-17-67	Jim Nance	Miami	24	164
12- 8-68	Jim Nance	Miami	19	111
11- 9-69	Jim Nance	Miami	17	109
11-16-69	Jim Nance	Cincinnati	24	125
10-10-71	Carl Garrett	New York Jets	15	111
11-28-71	Carl Garrett	Buffalo	21	127
10- 1-72	Josh Ashton	Washington	23	108
10-20-74	Sam Cunningham	Buffalo	11	125
10-27-74	Sam Cunningham	Minnesota	22	129
11-17-74	Sam Cunningham	New York Jets	21	113
10-12-75	Mack Herron	Cincinnati	13	119
10-19-75	Andy Johnson	Baltimore	18	124
10-26-75	Andy Johnson	San Francisco	21	103
11-23-75	Sam Cunningham	Buffalo	19	100
12- 7-75	Don Calhoun	New York Jets	15	103
9-19-76	Sam Cunningham	Miami	21	106
10- 3-76	Sam Cunningham	Oakland	21	101
10-18-76	Steve Grogan	New York Jets	7	103
10-24-76	Sam Cunningham	Buffalo	22	118
11- 7-76	Sam Cunningham	Buffalo	25	141
11-14-76	Don Calhoun	Baltimore	24	141
11-21-76	Don Calhoun	New York Jets	22	109
11-28-76	Don Calhoun	Denver	25	177
12- 5-76	Don Calhoun	New Orleans	22	177
12-12-76	Andy Johnson	Tampa	14	127
9-18-77	Sam Cunningham	Kansas City	23	105
10- 9-77	Sam Cunningham	Seattle	31	101
10-16-77	Sam Cunningham	San Diego	25	141
9-10-78	Don Calhoun	St. Louis	17	143
9-18-78	Andy Johnson	Baltimore	27	109
10-22-78	Horace Ivory	Miami	15	113
11- 5-78	Horace Ivory	Buffalo	16	128

## EXTRA POINTS BY KICK

Name	PAT Made	PAT Att.	Pct.
Gino Cappelletti	342	353	.969
John Smith	156	162	.963
Charlie Gogolak	42	42	1.000
David Posey	29	31	.935
Jeff White	21	25	.840
Mike Walker	15	15	1.000
Nick Lowery	7	7	1.000
Bill Bell	4	5	.800
Justin Canale	1	1	1.000
Jerrel Wilson	0	1	.000
Team	0	4	.000
Team Totals (10 kickers)	617	646	.955

## F G KICKERS YEAR-BY-YEAR

Year	Name	FGM	FGA	PCT.	Long
1960	Gino Cappelletti	8	21	.381	34
	Jim Crawford	0	1	.000	0
	Walter Cudzik	0	1	.000	0
1961	Gino Cappelletti	17	32	.531	46
1962	Gino Cappelletti	20	37	.541	46
1963	Gino Cappelletti	22	38	.578	47
1964	Gino Cappelletti	25	39	.641	51
1965	Gino Cappelletti	17	27	.630	53
1966	Gino Cappelletti	16	32	.500	49
1967	Gino Cappelletti	16	31	.516	45
1968	Gino Cappelletti	15	27	.555	42
1969	Gino Cappelletti	14	34	.412	43
1970	Gino Cappelletti	6	15	.400	41
	Charlie Gogolak	2	7	.286	32
1971	Charlie Gogolak	12	21	.571	51
1972	Charlie Gogolak	6	8	.750	42
	Mike Walker	2	8	.250	36
1973	Bill Bell	1	4	.250	36
	Jeff White	14	25	.560	48
1974	John Smith	16	22	.727	46
1975	John Smith	9	17	.529	46
1976	John Smith	15	25	.600	49
1977	John Smith	15	21	.714	44
1978	David Posey	11	22	.500	47
	John Smith	1	1	1.000	24
	Nick Lowery	0	1	.000	0
Team Total—19 Years		280	517	.542	53

## POINTS BY KICKING

Name	Year	FGM	FGA	PAT Made	PAT Att.	Total Points
Gino Cappelletti	1964	25	39	36	36	111
Gino Cappelletti	1963	22	38	35	36	101
Gino Cappelletti	1961	17	32	48	50	99
Gino Cappelletti	1962	20	37	38	40	98
John Smith	1974	16	22	42	43	90
John Smith	1976	15	25	42	46	87
Gino Cappelletti	1966	16	32	35	36	83
Gino Cappelletti	1965	17	27	27	27	78
John Smith	1977	15	21	33	33	78
Gino Cappelletti	1967	16	31	29	30	77
Gino Cappelletti	1968	15	27	26	26	71
Gino Cappelletti	1969	14	34	26	27	68
Charlie Gogolak	1971	12	21	28	28	64
Jeff White	1973	14	25	21	25	63
David Posey	1978	11	22	29	31	62
John Smith	1975	9	17	33	33	60
Gino Cappelletti	1960	8	21	30	32	54
Gino Cappelletti	1970	6	15	12	13	30
Charlie Gogolak	1972	6	8	9	9	27
Mike Walker	1972	2	8	15	15	21
Charlie Gogolak	1970	2	7	5	5	11
John Smith	1978	1	1	6	7	9
Bill Bell	1973	1	4	4	5	7
Nick Lowery	1978	0	1	7	7	7
Justin Canale	1967	0	0	1	1	1
Jim Crawford	1960	0	1	0	0	0
Walt Cudzik	1960	0	1	0	0	0
Jerrel Wilson	1978	0	0	0	1	0
Team		0	0	0	4	0
Team Totals (12 Kickers)		280	517	617	646	1457

## ALL TIME FIELD-GOAL KICKERS

Kicker	FGM	FGA	Pct.
Gino Cappelletti	176	333	.529
John Smith	56	86	.651
Charlie Gogolak	20	36	.556
Jeff White	14	25	.560
David Posey	11	22	.500
Mike Walker	2	8	.250
Bill Bell	1	4	.250
Jim Crawford	0	1	.000
Walt Cudzik	0	1	.000
Nick Lowery	0	1	.000
Team Totals — 10 kickers	280	517	.542

# PATRIOTS ALL-TIME ROSTER

Name	Position	College	Year(s)
Acks, Ron	LB	Illinois	1972-1973
Adams, Bob	TE	Pacific	1973-1974
Adams, Julius	DE	Texas Southern	1971-1978
Adams, Sam	OG	Prairie View	1972-1978
Addison, Tom	LB	South Carolina	1960-1967
Allard, Don	QB	Boston College	1962
Anderson, Bob	RB	Colorado	1975
Anderson, Ralph	S	W. Texas State	1973
Antwine, Houston	DT	Southern Illinois	1961-1971
Ashton, Josh	RB	Tulsa	1972-1974
Atchason, Jack	OE	Western Illinois	1960
Atessis, Bill	DE	Texas	1971
Avezzano, Joe	C	Florida State	1966
Bailey, Bill	RB	Cincinnati	1969
Baker, Melvin	WR	Texas Southern	1975
Ballou, Mike	LB	UCLA	1970
Banks, Willie	G	Alcorn A & M	1973
Barnes, Bruce	P	UCLA	1973-1974
Barnes, Pete	LB	Southern University	1976-1977
Barnes, Rodrigo	LB	Rice	1974-1975
Beach, Walter	DB	Central Michigan	1960-1961
Beaudoin, Doug	S	Minnesota	1976-1978
Beer, Tom	TE	Houston	1970-1972
Bell, Bill	K	Kansas	1973
Bellino, Joe	RB	Navy	1965-1967
Bennett, Phil	LB	Miami	1960
Berger, Ron	DE	Wayne State	1969-1972
Beverly, Randy	DB	Colorado State	1970-1971
Biscaha, Joe	OE	Richmond	1960
Bishop, Richard	NT	Louisville	1976-1978
Blahak, Joe	CB	Nebraska	1976
Blanchard, Dick	LB	Tulsa	1972
Blanks, Sid	RB	Texas A & I	1969-1970
Bolton, Ron	DB	Norfolk State	1972-1975
Boudreaux, Jim	DE	Louisiana Tech	1966-1968
Boyd, Greg	S	Arizona	1973
Boyd, Greg	DE	San Diego State	1977-1978
Bramlett, John	LB	Memphis State	1969-1970
Briscoe, Marlin	WR	Nebraska (Omaha)	1976
Brock, Pete	C	Colorado	1976-1978
Brown, Barry	TE-LB	Florida	1969-1970
Brown, Bill E.	LB	Syracuse	1960
Brown, Sidney	CB	Oklahoma	1978
Brune, Fred	DB	Ohio State	1960-1962
Bryant, Hubie	WR	Minnesota	1971-1972
Bugenhagen, Gary	OT-G	Syracuse	1969-1970
Buoniconti, Nick	LB	Notre Dame	1962-1968
Burks, Steve	WR	Arkansas State	1975-1977
Burton, Ron	RB	Northwestern	1960-1965
Byrd, Dennis	DT	North Carolina State	1968
Cagle, John	DT-LB-G	Clemson State	1969
Calhoun, Don	RB	Kansas State	1975-1978
Canale, Justin	G	Mississippi State	1965-1968
Canale, Whit	DE	Tennessee	1968
Cappadona, Bob	RB	Northeastern	1966-1967
Cappelletti, Gino	WR-K-DB	Minnesota	1960-1970
Carter, Allen	RB	Southern Cal.	1975-1976
Carter, Kent	LB	Southern Cal.	1974
Carwell, Larry	DB	Iowa State	1969-1972
Cash, Rick	DT	N. E. Missouri	1972-1973
Cavanaugh, Matt	QB	Pittsburgh	1978
Caveness, Ron	LB	Arkansas	1968-1969
Chandler, Al	TE	Oklahoma	1976-1978
Chandler, Edgar	LB	Georgia	1973
Chapple, Dave	P	Cal. (Santa Barbara)	1974
Charles, John	DB	Purdue	1967-1969
Cheyunski, Jim	LB	Syracuse	1968-1972
Christy, Richard	RB	North Carolina	1960
Cindrich, Ralph	LB	Pittsburgh	1972
Clark, Gail	LB	Michigan State	1974
Clark, Phil	DB	Northwestern	1971

<b>Name</b>	<b>Position</b>	<b>College</b>	<b>Year(s)</b>
Clayborn, Raymond	CB	Texas (Austin)	1977-1978
Cloutier, Dave	DB	Maine	1964
Cohen, Abe	G	Chattanooga	1960
Colclough, Jim	WR	Boston College	1960-1968
Coleman, Dennis	LB	Mississippi	1971
Conn, Dick	S	Georgia	1975-1978
Corbett, Steve	G	Boston College	1975
Corcoran, Jim	QB	Maryland	1968
Costict, Ray	LB	Mississippi State	1977-1978
Crabtree, Eric	WR	Pittsburgh	1971
Crawford, Jim	RB	Wyoming	1960-1964
Cross, Bob	OT	Kilgore Jr. College	1960
Crouthamel, Jake	RB	Dartmouth	1960
Crow, Albert	DT	William & Mary	1960
Crump, Harry	RB	Boston College	1963
Cryder, Bob	G	Alabama	1978
Cudzik, Walt	C	Purdue	1960-1963
Cunningham, Jay	DB	Bowling Green	1965-1967
Cunningham, Sam	RB	Southern Cal	1973-1978
Cusick, Pete	NT	Ohio State	1975
Damkroger, Maury	LB	Nebraska	1974
Danenbauer, Bill	DE	Emporia	1960
Davis, Jack	G	Maryland	1960
Dawson Bill	LB-TE-DE	Florida State	1965
Dee, Bob	DE	Holy Cross	1960-1967
Delucca, Gerry	OT	Mid. Tennessee State	1960-1964
Dimitroff, Tom	QB	Miami (O)	1960
Discenzo, Tony	OT	Michigan State	1960
Dorsey, Nate	DE	Mississippi Valley	1973
Dowling, Brian	QB	Yale	1972-1973
Dressler, Doug	RB	Chico State	1975
Dukes, Mike	LB	Clemson	1964-1965
Du Lac, Bill	G	Eastern Michigan	1974-1975
Dumler, Doug	C	Nebraska	1973-1975
Durko, Sandy	S	Southern Cal	1973-1974
Edmonds, Randy	LB	Georgia Tech	1971
Eisenbauer, Larry	DE	Boston College	1962-1969
Falcon, Terry	G	Montana	1978
Farmer, Lonnie	LB	Chattanooga	1964-1966
Feacher, Ricky	WR	Miss. Valley State	1976
Feldhausen, Paul	OT	Northland	1968-1969
Felt, Dick	DB	Brigham Young	1962-1966
Forte, Ike	RB	Arkansas	1976-1977
Foster, Will	LB	E. Michigan	1973-1974
Fox, Tim	S	Ohio State	1976-1978
Francis, Russ	TE	Oregon	1975-1978
Fraser, Jim	LB-P	Wisconsin	1966
Frazier, Charley	WR	Texas Southern	1969-1970
Funchess, Tommy	OT	Jackson State	1968-1970
Fussell, Tom	DE	LSU	1967
Gallaher, Allen	OT	Southern Cal	1974
Gamble, R. C.	RB	South Carolina State	1968-1969
Gardin, Ron	WR	Arizona	1971
Garrett, Carl	RB	New Mexico Highlands	1969-1972
Garrett, J. D.	RB	Grambling	1964-1967
Garron, Larry	RB	Western Illinois	1960-1968
Geddes, Bob	LB	UCLA	1973-1975
Germany, Willie	S	Morgan State	1976
Gipson, Paul	RB	Houston	1973
Gladieux, Bob	RB	Notre Dame	1969-1972
Gogolak, Charlie	K	Princeton	1970-1972
Gonzalez, Noe	RB	SW Texas State	1974
Graff, Neil	QB	Wisconsin	1974-1975
Graham, Art	WR	Boston College	1963-1968
Graham, Milt	OT	Colgate	1961-1963
Graves, White	DB	LSU	1965-1967
Gray, Leon	OT	Jackson State	1973-1978
Green, Jerry	RB	Georgia Tech	1960
Greene, Tom	QB	Holy Cross	1960
Grogan, Steve	QB	Kansas State	1975-1978
Hagen, Halvor	G-DE	Weber State	1971-1972
Haggerty, Mike	OT-DE	Miami	1971
Hall, Ron	DB	Missouri Valley	1961-1967
Hamilton, Ray	DE	Oklahoma	1973-1978

Name	Position	College	Year(s)
Hammond, Kim	QB	Florida State	1968-1970
Hannah, John	G	Alabama	1973-1978
Hanneman, Craig	DE	Oregon State	1974-1975
Harris, Rickie	DB	Arizona	1971-1972
Hasselbeck, Don	TE	Colorado	1977-1978
Hauser, Art	DT	Xavier	1960
Hawkins, Mike	OLB	Texas A&I	1978
Hayman, Conway	G	Delaware	1972
Haynes, Mike	CB	Arizona State	1976-1978
Henke, Karl	OT	Tulsa	1969
Hennessey, Tom	DB	Holy Cross	1965-1966
Herock, Ken	LB	West Virginia	1969
Herron, Mack	RB	Kansas State	1973-1975
Hinton, Eddie	WR	Oklahoma	1974
Hoey, George	DB	Michigan	1972-1973
Holmes, Ernie	NT	Texas Southern	1978
Howard, Bob	CB	San Diego State	1975-1977
Huarte, John	QB	Notre Dame	1966-1967
Hudson, Bill	DT	Clemson	1965
Hunt, Jim Lee	DT	Prairie View	1960-1970
Hunt, Kevin	OT	Doane	1973
Hunt, Sam	LB	S. F. Austin	1974-1978
Hyland, Bob	C	Boston College	1977
Ilg, Ray	LB	Colgate	1967-1968
Imhof, Martin	DE	San Diego State	1975
Ivory, Horace	RB	Oklahoma	1977-1978
Jackson, Harold	WR	Jackson State	1978
Jackson, Honor	DB	Pacific	1972-1973
Jacobs, Harry	DE-LB	Bradley	1960-1962
Jacobs, Ray	DT	Howard Payne	1969
Jagielski, Harry	DT	Indiana	1960-1961
Janik, Tom	DB-P	Texas A & I	1969-1971
Jenkins, Ed	RB	Holy Cross	1974
Johnson, Andy	RB	Georgia	1974-1976, 1978
Johnson, Billy	DB	Nebraska	1966-1969
Johnson, Daryl	DB	Morgan State	1968-1971
Johnson, Ellis	RB	S. E. Louisiana	1965-1966
Johnson, Joe	OE	Boston College	1960-1961
Johnson, Preston	RB	Florida A & M	1968
Jones, Ezell	OT	Minnesota	1969-1970
Jordan, Shelby	OT	Washington (Mo.)	1975, 1977-1978
Kadziel, Ron	LB	Stanford	1972
Kapp, Joe	QB	California	1970
Kecman, Dan	LB	Maryland	1970
Keeton, Durwood	S	Oklahoma	1975
Khayat, Ed	DT	Tulane	1966
Kimber, Bill	OE	Florida State	1961
Kiner, Steve	LB	Tennessee	1971, 1973
King, Claude	RB	Houston	1962
King, Steve	LB	Tulsa	1973-1978
Klein, Dick	OT	Iowa State	1961-1962
Knief, Gayle	WR	Morningside	1970
Koontz, Ed	LB	Catawba	1968
Krakau, Merv	ILB	Iowa State	1978
Larson, William	RB	Western Illinois	1960
Lassiter, Ike	DE	St. Augustine's	1970-1971
Lawson, Odell	RB	Langston	1970-1971
Lee, Robert	G	Missouri	1960
Lenkaitis, Bill	C	Penn State	1971-1978
Leo, Bobby	WR	Harvard	1967-1968
Leo, Charlie	G	Indiana	1960-1962
Lindquist, Paul	DT	New Hampshire	1961
Livingston, Walt	RB	Heidelberg	1960
Lofton, Oscar	OE	S. E. Louisiana	1960
Long, Charlie	OT	Chattanooga	1961-1969
Long, Mike	OE	Brandeis	1960
Lott, Billy	RB	Mississippi	1961-1963
Loudd, Rommie	LB	UCLA	1961-1962
Loukas, Angelo	G	Northwestern	1970
Lowery, Nick	K	Dartmouth	1978
Lunsford, Mel	DE	Central (O.) State	1973-1978
Maitland, Jack	RB	Williams	1971-1972
Mallory, Irvin	DB	Virginia Union	1971
Mangum, John	DT	Southern Mississippi	1966-1967

Name	Position	College	Year(s)
Marsh, Aaron	WR	Eastern Kentucky	1968-1969
Marshall, Al	WR	Boise State	1974
Martin, Donald	CB	Yale	1973
Mason, Dave	S	Nebraska	1973
Massey, Jim	CB	Linfield	1974-1975
Mass, Wayne	OT	Miami	1972
Matthews, Henry	RB	Michigan State	1972
May, Art	DE	Tuskegee	1971
McAlister, James	RB/KR	UCLA	1978
McCall, Bob	RB	Arizona	1973
McComb, Don	DE	Bradley	1960
McCray, Prentice	S	Arizona State	1974-1978
McCurry, Dave	S	Iowa State	1974
McGee, George	OT	Southern	1960
McGee, Tony	DE	Bishop (Tex.)	1974-1978
McKay, Bob	OT	Texas	1976-1978
McKinnon, Don	LB	Dartmouth	1963-1964
McMahon, Art	DB	North Carolina State	1968-1972
McQuay, Leon	RB	Tampa	1975
Meixler, Ed	LB	Boston University	1965
Mildren, Jack	S	Oklahoma	1974
Miller, Al	RB	Boston College	1960
Mirich, Rex	DT	Northern Arizona	1970
Mitchell, Leroy	DB	Texas Southern	1967-1968
Montler, Mike	OT	Colorado	1969-1972
Moore, Arthur	DT	Tulsa	1973-1977
Moore, Leroy	DE	Ft. Valley State	1961-1962
Morgan, Stanley	WR	Tennessee	1977-1978
Morris, Jon	C	Holy Cross	1964-1974
Mosier, John	TE	Kansas	1973
Moss, Roland	TE	Toledo	1971
Murphy, Bill	WR	Cornell	1968
Nance, Jim	RB	Syracuse	1965-1971
Neighbors, Billy	G	Alabama	1962-1965
Nelson, Steve	LB	North Dakota State	1974-1978
Neumann, Tom	RB	Northern Michigan	1963
Neville, Tommy	OT	Mississippi State	1965-1977
Nichols, Bob	TE	Virginia University	1967-1968
Oakes, Don	OT	Virginia Tech	1963-1968
O'Hanley, Ross	DB	Boston College	1960-1965
Osley, Willie	CB	Illinois	1974
Outlaw, John	DB	Jackson State	1969-1972
Owen, Tom	QB	Wichita State	1976-1978
Parilli, Babe	QB	Kentucky	1961-1967
Patrick, Mike	P	Mississippi State	1975-1978
Patton, Jerry	DE	Nebraska	1975
Pennywell, Carlos	WR	Grambling	1978
Perkins, Willis	G	Texas Southern	1961
Philpott, Ed	LB	Miami (O)	1967-1971
Phillips, Jess	RB	Michigan State	1976-1977
Plunkett, Jim	QB	Stanford	1971-1975
Pope, Ken	CB	Oklahoma	1974
Porter, Willie	DB	Texas Southern	1968
Posey, David	K	Florida	1978
Price, Kenny	LB	Iowa	1971
Pruett, Perry	DB	North Texas State	1971
Purvis, Vic	WR	Southern Mississippi	1966-1967
Pyne, George	OT	Olivet	1965
Rademacher, Bill	WR	Northern Michigan State	1969-1970
Ratkowski, Ray	RB	Notre Dame	1961
Ray, Eddie	RB-P	LSU	1970
Reilly, Kevin	LB	Villanova	1975
Reynolds, Bob	OT	Bowling Green	1972-1973
Reynolds, Tom	WR	San Diego State	1972
Richardson, Al	DE	Grambling	1960
Richardson, Jesse	DT	Alabama	1962-1964
Richardson, Tom	WR	Jackson State	1969-1970
Robotti, Frank	LB-RB	Boston College	1961
Romaniszyn, Jim	LB	Edinboro State (PA)	1976
Romeo, Tony	TE	Florida State	1962-1967
Romine, Al	DB	Florence State	1961
Rowe, Dave	DT	Penn State	1971-1973
Rucker, Reggie	WR	Boston University	1971-1974
Rudolph, Jack	LB	Georgia Tech	1960-1965



Name	Position	College	Year(s)
Sanders, John	S	South Dakota	1974-1976
Sardisco, Tony	G	Tulane	1960-1962
Satcher, Doug	LB	Southern Mississippi	1966-1968
Scarpito, Bob	WR-P	Notre Dame	1968
Schaum, Greg	DE	Michigan State	1978
Schmidt, Bob	OT	Minnesota	1964
Schottenheimer, Marty	LB	Pittsburgh	1969-1970
Schubert, Steve	WR	UMass	1974
Schwedes, Gerhardt	RB	Syracuse	1960-1961
Scott, Clarence	DB	Morgan State	1969-1972
Sellers, Ron	WR	Florida State	1969-1971
Sherman, Tom	QB-DB	Penn State	1968-1969
Shiner, Dick	QB	Maryland	1973-1974
Shoate, Rod	LB	Oklahoma	1975-1978
Shonta, Chuck	DB	Eastern Michigan	1960-1967
Simerson, John	OT	Purdue	1961
Singer, Carl	OT	Purdue	1966-1968
Smith, Donnell	DE	Southern University	1973-1974
Smith, Hal	DT	UCLA	1960
Smith, John	K	Southhampton (England)	1974-1978
Snyder, Al	WR	Holy Cross	1964
Soltis, Bob	DB	Minnesota	1960-1961
Songin, Ed (Butch)	QB	Boston College	1960-1961
Stenger, Brian	LB	Notre Dame	1973
Stephens, Tom	DB-TE	Syracuse	1960-1964
Stingley, Darryl	WR	Purdue	1973-1977
St. Jean, Lennie	G	Northern Michigan	1964-1973
Stolberg, Eric	WR	Indiana	1971
Striegel, Bill	LB	College of Pacific	1960
Studstill, Pat	P	Houston	1972
Sturt, Fred	G	Bowling Green	1976-1978
Suci, Bob	DB	Michigan State	1963
Swanson, Terry	P	Massachusetts	1967-1968
Sweet, Joe	WR	Tennessee State	1974
Sykes, Alfred	WR	Florida A & M	1971
Taliaferro, Mike	QB	Illinois	1968-1971
Tanner, John	LB-DE	Tennessee Tech	1973-1974
Tarver, John	RB	Colorado	1972-1974
Tatupu, Mosi	RB	S. California	1978
Thomas, Donnie	LB	Indiana	1976
Thomas, Gene	RB	Florida A & M	1968
Tipton, Dave	NT	Western Illinois	1975-1976
Toner, Ed	DT	Massachusetts	1967-1970
Towns, Bobby	DB	Georgia	1961
Trull, Don	QB	Baylor	1967
Turner, Bake	WR	Texas Tech	1970
Vataha, Randy	WR	Stanford	1971-1976
Walker, Mike	K	None	1972
Washington, Clyde	DB	Purdue	1960-1961
Watson, Dave	G	Georgia Tech	1963-1964
Webb, Don	DB	Iowa State	1961-1971
Webster, George	LB	Michigan State	1974-1976
Weisacosky, Ed	LB	Miami	1971-1972
Welch, Claxton	RB	Oregon	1973
Wells, Billy	RB	Michigan State	1960
West, Mel	DB	Missouri	1961
Westbrook, Don	WR	Nebraska	1977-1978
Whalen, Jim	TE	Boston College	1965-1969
Wheeler, Dwight	T	Tennessee State	1978
White, Harvey	QB	Clemson	1960
White, Jeff	K-P	Texas El Paso	1973
White, Jim	DE	Colorado State	1972
Whittingham, Fred	LB	California Poly	1970
Williamson, John (J.R.)	LB-C	Louisiana Tech	1968-1970
Wilson, Ed	QB	Arizona State	1965
Wilson, Jerrel	P	S. Mississippi	1978
Wilson, Joe	RB	Holy Cross	1974
Windsor, Bob	TE	Kentucky	1972-1975
Wirgowski, Dennis	DE	Purdue	1970-1972
Witt, Mel	DT	Arlington State	1967-1970
Wright, Elmo	WR	Houston	1975
Yates, Bob	Ot-G-C	Syracuse	1960-1965
Yewcic, Tom	P-QB	Michigan State	1961-1966
Zabel, Steve	LB	Oklahoma	1975-1978

# PATRIOTS WITH "100" GAMES

## (REGULAR SEASON ONLY)

Player	Pos.	No. Games	Years Played
Tommy Neville	OT	160	1965-77
Gino Cappelletti	K-WR	153	1960-70
Jim Lee Hunt	DT	147	1960-70
Len St. Jean	G	140 (c)	1964-73
Houston Antwine	DT	137	1961-71
Don Webb	DB	134	1961-71
Jon Morris	C	131	1964-74
Jimmy Colclough	WR	126	1960-68
Charlie Long	OT	124	1961-69
Larry Eisenhauer	DE	115	1961-69
Bob Dee	DE	112 (c)	1960-67
Bill Lenkaitis*	C	109	1971-78
Tommy Addison	LB	108	1960-67

\* denotes still active.

(c) denotes consecutive games played.

## TOP DRAFT CHOICES, 1960-79

1960—Ron Burton (RB) Northwestern, territorial pick Gerhard Schwedes (RB) Syracuse; 1961—Tommy Mason (RB) Tulane; 1962—Gary Collins (TE) Maryland; 1963—Art Graham (WR) Boston College; 1964—Jack Concannon (QB) Boston College; 1965—Jerry Rush (DT) Michigan; 1966—Karl Singer (OT) Purdue; 1967—John Charles (DB) Purdue; 1968—Dennis Byrd (DT) North Carolina State; 1969—Ron Sellers (WR) Florida State; 1970—Phil Olsen (DT) Utah State; 1971—Jim Plunkett (QB) Stanford; 1972—Tom Reynolds (WR) San Diego State; 1973—John Hannah (G) Alabama, Sam Cunningham (RB) Southern Cal., and Darryl Stingley (WR) Purdue; 1974—Steve Corbett (G) Boston College and Steve Nelson (LB) North Dakota State; 1975—Russ Francis (TE) Oregon; 1976—Mike Haynes (CB) Arizona State, Pete Brock (C) Colorado, Tim Fox (S) Ohio State; 1977—Raymond Clayborn (DB) Texas, Stanley Morgan (WR) Tennessee; 1978—Bob Cryder (G) Alabama; 1979—Rick Sanford (DB) South Carolina.

## LAST TIME IT HAPPENED

### KICKOFF RETURN FOR TD:

By Patriot: Raymond Clayborn at Baltimore, 12-18-77 (101 yards)

By Opponent: Joe Washington, Baltimore, 9-18-78 (90 yards)

### PUNT RETURN FOR TD:

By Patriot: Mike Haynes vs. Denver, 11-28-76 (62 yards)

By Opponent: Terry Metcalf at St. Louis, 11-2-75 (69 yards)

### INTERCEPTION FOR TD:

By Patriot: Mike Haynes at Baltimore, 11-26-78 (31 yards)

By Opponent: Lyle Blackwood, Baltimore, 11-26-78 (21 Yards)

### FUMBLE RETURN FOR TD:

By Patriot: Steve Grogan vs. NY Jets, 10-18-76 (6 yards)

By Opponent: Brad Dusek, Washington, 9-3-78 (21 yards)

### BLOCKED PUNT RETURNED FOR TD:

By Patriot: Roland Moss vs. Buffalo, 11-14-71 (10 yards)

By Opponent: Frank Emanuel at Miami, 12-8-68 (0 yards)

### BLOCKED FG RETURNED FOR TD:

By Patriot: Larry Carwell vs. Cincinnati, 9-17-72 (45 yards)

By Opponent: Lloyd Mumphord at Miami, 12-6-70 (51 yards)

### 100-YARD RUSHING GAME:

By Patriot: Horace Ivory at Buffalo, 11-5-78 (128 yards)

By Opponent: Delvin Williams, Miami 10-22-78 (116 yards)

### 100-YARD RECEIVING GAME:

By Patriot: Stan Morgan at Baltimore, 11-26-78 (170 yards)

By Opponent: Roger Carr, Baltimore, 9-18-78 (187 yards)

# ALL-TIME DRAFT LIST

Name	Position	College	Selected
Adams, Dave	T	Arkansas	27-1963
Adams, Julius	DT	Texas Southern	2-1971
Ah You, Junior	LB	Arizona State	17-1972
Aldredge, Corwyn	E	NW Louisiana	5-1965
Alexakos, Steve	G-LB	San Jose State	9-1969
Alexander, Giles	OT	Tulsa	10b-1977
Allen, Buddy	HB	Utah State	1960
Alley, T. W.	T	William & Mary	7-1964
Ames, Dave	HB	Richmond	1960
Anderson, Todd	C	Stanford	17-1976
Archer, Dave	T	Syracuse	22-1964
Arrington, Dick	G	Notre Dame	4-1965
Asack, Bob	T	Columbis	22-1962
Ashton, Josh	RB	Tulsa	9-1971
Avery, Ken	LB	Southern Mississippi	2-1966
Avezzano, Joe	G	Florida State	6-1966
Ballou, Mike	LB	UCLA	3-1970
Balthazar, George	T	Tennessee A & I	16-1961
Barnes, Bruce	P	UCLA	12-1973
Barrett, John	HB	Boston College	11-1964
Bartolameoli, Larry	T	West Michigan	24-1964
Battle, Charles	DE	Grambling	5b-1974
Battles, Jim	T	Southern University	7-1966
Beard, Bobby	DB	Auburn	14-1967
Beaudoin, Doug	S	Minnesota	9-1976
Bell, Nathan	DT	Tulane	12-1976
Bellino, Joe	HB	Navy	19-1961
Bennett, Phil	RB	Boston College	13-1974
Benson, Brad	G	Penn State	8-1977
Betts, Stu	RB	Northern Michigan	8-1976
Beyrle, Steve	G	Kansas State	8-1972
Boeke, James	T-G	Heidelberg	1960
Bolton, Ron	DB	Norfolk, State	5a-1972
Booras, Steve	DE	Mesa Jr. College	12-1972
Boudreaux, Jim	T	Louisiana Tech	2-1966
Bowens, Cecil	RB	Kentucky	14-1974
Boyd, Greg	DE	San Diego State	6-1976
Bradshaw, Jim	HB	Chattanooga	20-1963
Bramlett, Dennis	T	Texas-El Paso	11-1970
Brewer, Billy	QB	Mississippi	1960
Brewster, Dennis	T	BYU	10-1966
Brock, Pete	C	Colorado	16-1976
Brooks, Perry	DT	Southern University	7-1976
Brown, Charlie	T	Tulsa	9-1965
Brown, Cliff	DT	Tuskegee	16-1976
Brown, Fred	E	Miami	8-1965
Brown, Henry	K-WR	Missouri	10-1970
Brown, Sidney	DB	Oklahoma	3-1977
Buoniconti, Nick	G	Notre Dame	13-1962
Burks, Steve	WR-P	Arkansas State	4b-1975
Burton, Ron	HB	Northwestern	1960
Byers, Ken	G	Cincinnati	16-1962
Byrd, Dennis	DT	North Carolina State	1-1968
Cagle, John	LB	Clemson	14-1969
Callaway, Buster	OT	Texas A & M	9-1973
Canale, Justin	G	Mississippi State	6-1965
Capp, Dick	DE	Boston College	17-1966
Cappadonna, Bob	FB	Northeastern	3-1965
Caraway, Mel	DB	Northeast Oklahoma	10-1972
Carr, Tom	FB	Bates State	13-1966
Carter, Allen	RB	Southern California	4a-1975
Cason, Rod	T	Angelo State	11-1972
Caston, Brent	DB	Mississippi	7-1966
Cavanaugh, Matt	QB	Pittsburgh	2-1978
Chandler, Tom	T	Florida A & M	18-1962
Chamberlain, Dale	FB	Miami	1960
Charles, John	DB	Purdue	1-1967
Cheyunski, James	LB	Syracuse	12-1968
Childs, Clarence	HB	Florida A & M	20-1961
Christman, Don	C	Richmond	24-1962

<b>Name</b>	<b>Position</b>	<b>College</b>	<b>Selected</b>
Christopher, Henry	E	Southern Methodist	1960
Cioco, Lou	G	Boston College	5-1963
Clark, Allan	RB	Northern Arizona	10a-1979
Clayborn, Raymond	DB	Texas	1a-1977
Clayton, Don	RB	Murray (KY) State	15-1975
Coleman, Bernard	WR	Bethune-Cookman	15-1976
Coleman, Kem	LB	Mississippi	6-1978
Colle, Beau	DB	LSU	8-1965
Collins, Gary	E	Maryland	1-1962
Colichicco, Dan	WR	San Jose State	1960
Concannon, Jack	QB	Boston College	1-1964
Congedo, Emanuel	T-G	Villanova	1960
Conley, Brant	RB-P	Tulsa	15-1969
Corbett, Steve	OG	Boston College	2a-1974
Costick, Ray	LB	Mississippi State	11-1977
Cox, Martin	WR	Vanderbilt	10b-1979
Craddock, Nate	FB	Parsons	22-1963
Crate, Walt	HB	Penn Military	23-1962
Craw, Garvie	RB-TE	Michigan	14-1970
Cryder, Bob	OG	Alabama	1-1978
Cummings, Jack	QB	North Carolina State	1960
Cunningham, Jay	HB	Bowling Green	14-1965
Cunningham, Sam	RB	Southern California	1b-1973
Cusick, Pete	DT	Ohio State	3-1975
Dahl, Eric	DB	San Jose State	16-1972
Damkroger, Maury	LB	Nebraska	7-1974
Davis, Charles	RB	Alcorn A & M	3b-1973
Davis, Dave	T	Harvard	12-1967
Davis, James	C	Oklahoma	1960
Dawson, Bill	E	Florida State	19-1964
DeDecker, Darrel	C	Illinois	23-1961
Dentel, Bob	C	Miami	15-1963
Devlin, Dennis	DB	Wyoming	10-1969
Dickerson, Charles	T	Illinois	28-1962
Dumler, Doug	C	Nebraska	5-1973
Dusek, Brad	LB	Texas A & M	3a-1973
Dye, Pat	T-G	Georgia	1960
Eisenhauer, Larry	T	Boston College	6-1961
Ellis, Bob	HB	Massachusetts	10-1966
Elmore, Sam	DB	Eastern Michigan	13-1972
Ezell, Billy	DB	LSU	6-1965
Falcon, Terry	OG	Montana	8a-1978
Farmer, Lonnie	LB	Chattanooga	20-1964
Farrington, John	WR	Prairie View	1960
Feacher, Ricky	WR	Mississippi Valley State	10-1976
Feldhausen, Paul	T	Northern Wisconsin	11-1968
Ferguson, Bryan	DB	Miami	10-1978
Ferrissi, Ralph	FB	S. Connecticut	13b-1963
Field, Jim	QB	LSU	24-1962
Fincke, Julius	T	McNeese State	29-1962
Finn, John L.	T	Louisville	30-1962
Flint, Judson	DB	Memphis State	7-1979
Folliard, Tom	LB	Mississippi State	17-1967
Forte, Ike	RB	Arkansas	2-1976
Foster, Eddie	OT	Oklahoma	12-1974
Foster, Rod	G	Ohio State	8-1963
Fox, Tim	S	Ohio State	1c-1976
Francis, Russ	TE	Oregon	1-1975
Frechette, John	T	Boston College	11-1965
Freeman, Steve	DB	Mississippi State	5b-1975
Fugazzi, Fred	FB	Missouri Valley	20-1965
Fugere, Dick	LB	Cincinnati	12-1966
Fugler, Max	C	LSU	1960
Futon, Charles	RB	Tennessee	16-1968
Funchess, Tom	T	Jackson State	2-1968
Fussell, Tom	DT	LSU	8-1967
Gallagher, Allen	OT	Southern California	4-1973
Gallup, Barry	SE	Boston College	11-1969
Gamble, R. C.	RB	South Carolina State	4-1968
Gambrell, Bill	HB	South Carolina	12a-1963
Gardner, Jim	T	Duke	1960
Garnett, Rene	DB	Idaho State	11-1975
Garrett, Carl	RB	New Mexico Highlands	3-1969

Name	Position	College	Selected
Garrett, J. D. . . . .	HB	Grambling	8-1964
Gaubatz, Dennis. . . . .	G	Louisiana State U.	25-1963
Gaunter, Tim . . . . .	HB	John Carroll	12b-1963
Generalovich, Bryan . . . . .	E	Pittsburgh	25-1964
Gibbons, Tony . . . . .	T	John Carroll	15-1964
Gibney, John . . . . .	C	Colgate	12-1978
Gibson, Archie . . . . .	RB	Utah State	11-1974
Gladieux, Bob . . . . .	RB	Notre Dame	8-1969
Goerlitz, Gerry . . . . .	G	Northern Michigan	17-1962
Golic, Bob . . . . .	LB	Notre Dame	2-1979
Goodyear, James. . . . .	T-G	Wake Forest	1960
Gossom, Tom . . . . .	WR	Auburn	14-1975
Graham, Art . . . . .	E	Boston College	1-1963
Granger, Charles . . . . .	T	Southern University	26-1961
Graves, White . . . . .	DB	LSU	17-1965
Grecni, Rich . . . . .	C	Ohio University	1960
Green, Charles . . . . .	QB	Wittenberg	13-1965
Grogan, Steve . . . . .	QB	Kansas State	5a-1975
Gursky, Al . . . . .	HB	Penn State	27-1962
Hackley, Rick . . . . .	T	New Mexico	7-1969
Hall, Bob . . . . .	DB	Brown	14-1966
Hall, Whaley . . . . .	T	Mississippi	14-1963
Hamilton, Ray . . . . .	LB	Oklahoma	14-1973
Hankinson, John . . . . .	QB	Minnesota	7-1965
Hannah, John . . . . .	G	Alabama	1a-1973
Hardt, David . . . . .	TE	Kentucky	6-1971
Hare, Eddie . . . . .	P	Tulsa	4-1979
Harris, Dave . . . . .	HB	Kansas	1960
Harris, Wayne . . . . .	C	Arkansas	12-1961
Harvard, Bryant . . . . .	QB	Auburn	28-1961
Harvey, Joe . . . . .	DE	Northern Michigan	13-1975
Hasselbeck, Don . . . . .	TE	Colorado	2b-1977
Hawkins, Mike . . . . .	LB	Texas A & M	7-1978
Hawkins, Rip . . . . .	C	North Carolina	2-1961
Hayes, Dave . . . . .	FB	Penn State	11a-1963
Haynes, Mike . . . . .	CB	Arizona State	1a-1976
Henderson, Al . . . . .	T	Colorado State	1960
Hettema, Dave . . . . .	T	New Mexico	10-1965
Hickman, James . . . . .	T-G	Penn State	1960
Holloway, Condredge . . . . .	DB	Tennessee	12b-1975
Horton, Myke . . . . .	OT	UCLA	17-1975
Hoss, Clark . . . . .	TE	Oregon State	7-1972
Huber, Max . . . . .	T	Brigham Young	13-1968
Hudson, Gary . . . . .	DB	Boston College	17-1974
Hulz, George . . . . .	T	Southern Mississippi	30-1961
Humenick, Dave . . . . .	T	Notre Dame	23-1964
Hunt, Sam . . . . .	LB	Stephen F. Austin	15-1974
Huxhold, Terry . . . . .	T	Wisconsin	27-1961
Ilg, Ray . . . . .	LB	Colgate	13-1967
Ingram, Mike . . . . .	G	Ohio State	31-1962
Irby, Dan . . . . .	T	Louisiana Tech	6-1966
Ivory, Horace . . . . .	RB	Oklahoma	2a-1977
Jackson, LeRoy . . . . .	HB	Western Illinois	2-1962
Jackson, Onree . . . . .	QB	Alabama A & M	5-1969
Jastrzemski, Steve . . . . .	E	Pittsburgh	33-1962
Johnson, Andy . . . . .	RB	Georgia	5a-1974
Johnson, Bob . . . . .	E	Michigan	22-1961
Johnson, Darryl . . . . .	DB	Morgan State	8-1968
Johnson, Ellis . . . . .	HB	SE Louisiana	4-1965
Jones, Bud . . . . .	WR	Southern Methodist Univ.	1960
Jones, Jim . . . . .	S	Central Michigan	13-1976
Jordan, LeRoy . . . . .	C	Alabama	2-1963
Kacmarek, Don . . . . .	T-G	North Dakota	1960
Kelly, Dick . . . . .	G	Georgia	29-1963
Kelly, Jim . . . . .	E	Notre Dame	2-1964
Kelly, Tim . . . . .	LB	Notre Dame	5-1971
Kelson, Mike . . . . .	T	Arkansas	9-1972
Kenson, Matt . . . . .	DT	Idaho State	12a-1975
Killingsworth, Joe . . . . .	WR	Oklahoma	17-1970
Klimek, Joel . . . . .	TE	Pittsburgh	15-1972
Knight, John . . . . .	HB	Valparaiso	10-1962

Name	Position	College	Selected
Koontz, Ed	LB	Catawba	17-1968
Kowlowski, Bob	T	Virginia	2-1965
Kranz, Robert	RB	Penn State	1960
Kulbacki, Joe	RB	Purdue	1960
Kutter, Mike	LB	Concordia, MN	16-1973
Laird, Billy	QB	Louisiana Tech	15-1966
Lakes, Roland	C	Wichita	9-1961
LaLonde, Roger	T	Muskingum	8a-1964
Lardani, Ray	T	Miami (FL)	34-1962
Lawrence, John	T-G	North Carolina	1960
Lawrence, Tony	T	Bowling Green	21-1964
Lawson, Odell	RB	Langston Oklahoma	7-1970
Leasey, Joe	LB	Alcorn A & M	13-1969
Lee, Dave	OE	Louisiana Tech	17a-1965
Lee, Richard	DT	Grambling	12-1969
Leight, Ronald	DE	Elizabeth City State	17-1971
Leo, Robert	HB	Harvard	7-1967
LeRose, Danny	E	Missouri	3-1961
Long, Charles	G	Chattanooga	8-1961
Love, Randy	RB	Houston	8-1979
Lowry, Alan	DB	Texas	13-1973
Lucas, Harold	T	Michigan State	3-1966
Mackey, Dee	E	East Texas State	1960
Maentz, Scott	E	Michigan	17-1962
Malone, Bob	T	Louisiana Tech	9-1965
Maltony, Bob	T-G	Purdue	1960
Mangum, John	T	Southern Mississippi	5-1966
Manley, Leon	G	West Texas State	1960
Manning, Cliff	T-G	Hardin-Simmons	1960
Manning, Pete	E	Wake Forest	1960
Marbury, Kerry	RB	West Virginia	16-1975
Marion, Jay	HB	Wyoming	11-1966
Marsh, Aaron	FL	Eastern Kentucky	2-1968
Mason, Tommy	HB	Tulane	1-1961
Matthews, Bill	LB	S. Dakota State	5-1978
May, Homer	TE	Texas A & M	11-1973
Mazurek, Edward	T	Xavier OH	1960
Mazurek, Jim	G	Syracuse	6-1964
McAshan, Eddie	QB	Georgia Tech	17-1973
McCarthy, Pat	QB	Holy Cross	19-1963
McCartney, Ed	LB	Northeast Oklahoma	9-1974
McCormick, Dave	T	LSU	1-1965
McDaniel, Otis	DE	Tuskegee	16-1970
McDowell, Layne	T	Iowa	10-1971
McGarry, Nick	TE	Massachusetts	15-1971
McKay, Henry	E	Guilford	14-1968
McKinnon, Don	C	Dartmouth	10-1963
McMahon, Art	DB	North Carolina State	15-1968
McMillan, Ernie	T	Illinois	29-1961
McRae, Benny	HB	Michigan	8-1962
Medlen, Ron	DE	Southern Methodist	6-1967
Meglen, Bill	G	Utah State	1960
Meixler, Ed	LB	Boston University	18-1965
Mestnik, Frank	RB	Marquette	1960
Meyers, Ron	E	Villanova	19-1962
Minihane, Robert	T	Boston University	25-1961
Mitchell, Leroy	FL	Texas Southern	11-1967
Mix, Rox	T	Southern California	1960
Montgomery, Sam	DB	Southern	8-1966
Montler, Mike	G	Colorado	2-1969
Morgan, Stanley	WR	Tennessee	1b-1977
Morris, Jon	C	Holy Cross	4-1964
Mueller, Richard	E	Kentucky	10-1961
Muse, George	LB-DB	Grambling	17-1969
Nance, Jim	FB	Syracuse	19-1965
Neck, Tom	HB	LSU	20-1962
Neighbors, Bill	T	Alabama	6-1962
Nelson, Steve	LB	North Dakota State	2b-1974
Neumann, Tom	HB	Michigan	17-1963
Neville, Tom	T	Mississippi State	7-1965



Name	Position	College	Selected
Nichols, Bobby	TE	Boston University	17-1967
Niglio, Dick	HB	Yale	26-1964
Nikolai, Irving	WR	Stanford	25-1960
Nocera, Dick	HB	Southern Connecticut	16-1967
Novogratz, Joe	G	Pittsburgh	19-1966
Oakes, Dan	G	Virginia Tech	21-1961
O'Brien, Dave	T	Boston College	18-1963
Olsen, Bob	LB	Notre Dame	5-1970
Olsen, Phil	DT	Utah State	1-1970
Outlaw, John	DB	Jackson State	10-1968
Owens, Buddy	G	Michigan State	16-1966
Pate, Bobby	RB	Presbyterian	1960
Pedro, Pete	HB	West Texas State	16-1964
Pennywell, Carlos	WR	Grambling	3-1978
Perkins, Ray	E	Alabama	5-1966
Petersen, Tim	LB	Arizona State	9-1978
Philpott, Ed	DE	Miami (OH)	4-1967
Pincavage, John	E-DB	Virginia	18-1966
Plunkett, Jim	QB	Stanford	1-1971
Prestel, Jim	T	Idaho	1960
Preston, Dave	RB	Bowling Green	12-1977
Pugh, Condie	RB	Norfolk State	15-1973
Pyne, George	T	Olivet	16-1965
Quehl, David	WR	Holy Cross	14-1976
Ramsey, Chuck	P	Wake Forest	6-1974
Rasmussen, John	OT	Wisconsin	10a-1977
Ratkowski, Ray	HB	Notre Dame	17-1961
Ray, Eddie	DB	LSU	4-1970
Reynolds, Bob	T	Bowling Green	4-1963
Reynolds, Tom	WR	San Diego State	2a-1972
Rideout, Ed	WR	Boston College	14-1972
Rodgers, Tom	HB	Kentucky	18-1961
Rodman, John	T	Northwestern	12-1971
Rodosevitch, Ted	G	Cincinnati	15-1965
Roero, Greg	DT	New Mexico Highlands	12-1970
Rudolph, Jack	LB	Georgia Tech	1960
Runnels, John	LB	Penn State	10-1967
Rush, Jerry	T	Michigan State	1-1965
Ruster, Dan	DB	Oklahoma	10-1973
Salerno, Bob	G	Colorado	1960
Sally, Frank	T-G	California	1960
Sanford, Rick	DB	So. Caroline University	1-1979
Sarafine, Fazio	C	Pittsburgh	1960
Satcher, Doug	LB	Southern Mississippi	9-1966
Scarpati, Joe	DB	North Carolina State	13-1964
Schaefer, Tom	FB	Chattanooga	8-1966
Schneider, John	QB	Toledo	7-1968
Schneiss, Dan	TE	Nebraska	11-1971
Schmidt, Roy	G	Long Beach State	11-1965
Schoolfield, Kent	WR	Florida A & M	15-1970
Schopf, John	T	Michigan	7-1962
Schultz, Dick	T	Ohio	24-1963
Schwedes, Gerhard	RB	Syracuse	1960
Sellers, Ron	SE	Florida State	1-1969
Selmon, Lucious	DT	Oklahoma	16-1974
Shelley, Ronnie	DB	Troy State	13-1970
Sherman, Gary	B	Bowling Green	21-1963
Shoate, Rod	LB	Oklahoma	2-1975
Sieminshi, Charles	T	Penn State	14-1962
Silas, Sam	T	Southern Illinois	6-1963
Simon, Jim	E	Miami	9-1963
Singer, Karl	T	Purdue	1-1966
Skinner, George	OT	Arkansas	4-1977
Smith, Dennis	DE	Cincinnati	5-1965
Smith, Ken	WR	Arkansas (Pine Bluff)	7-1977
Smithberger, Jim	DB	Notre Dame	5-1968
Snyder, Al	HB	Holy Cross	23-1963

<b>Name</b>	<b>Position</b>	<b>College</b>	<b>Selected</b>
Soergel, Richard	QB	Oklahoma State	1960
Soule, Paul	HB	Bowdoin	20-1966
Spada, Bob	E	Duke	1960
Spagnola, John	TE	Yale	9-1979
Standridge, Leon	E	San Diego State	12-1965
Stem, Bob	C	Syracuse	25-1962
Stingley, Darryl	WR	Purdue	1c-1973
St. Jean, Leonard	DE	Northern Michigan	9-1964
Swain, Lewis	DB	Alabama A & M	13-1971
Sykes, Alfred	WR	Florida A & M	14-1971
Tarkenton, Fran	QB	Georgia	5-1961
Tarver, John	RB	Colorado	7a-1972
Tatupu, Mosi	RB	USC	8b-1978
Taylor, Charles	HB	Mississippi	32-1962
Terhes, Paul	QB	Bucknell	7-1961
Thomas, Donnie	LB	Indiana	11-1976
Thornhill, Charlie	DB	Michigan State	9-1967
Thorson, Sherwyn	G	Iowa	3-1962
Tiller, Joe	T	Montana State	18-1964
Toner, Ed	G	Massachusetts	3-1966
Townes, Willie	T	Tulsa	1-1966
Trayham, John	HB	VMI	21-1962
Triplett, Bill	FB	Miami	9-1962
Tullis, Jim	HB	Florida A & M	26-1963
Tunney, Pete	HB	Occidental	1960
Underwood, Dan	T	McNeese State	13-1961
Vogel, Bob	T	Ohio State	3-1963
Vogelee, Jerry	LB	Michigan	9-1977
Vuono, Jim	LB	Adams State	16-1969
Wagner, Larry	OT	Vanderbilt	1960
Walker, Joe	DE	Albany State	9a-1969
Watson, Dave	G	Georgia Tech	11b-1963
Weatherly, Jim	DB	Mississippi	12-1965
Webb, Don	HB	Iowa State	24-1966
Webster, Jim	HB	Marquette	1960
West, Mel	HB	Missouri	11-1961
Whalen, Jim	TE	Boston College	3-1965
Whaley, Ron	HB	Chattanooga	28-1963
Wheeler, Dwight	OT	Tennessee State	4-1978
White, Harvey	QB	Clemson	1960
White, Jack	QB	Penn State	9-1966
White, Jim	DE	Colorado State	3a-1973
Wilcox, John	T-G	Oregon	1960
Wilemon, Tirey	RB	Southern Methodist	1960
Williams, Charlie	LB	Florida	11-1978
Williams, Lawrence	WR	Texas Tech	7-1975
Williamson, Dick	E	Alabama	7-1963
Wilson, Jim	T	Georgia	14-1964
Wingate, Heath	T	Bowling Green	4-1966
Wirgowski, Dennis	DE	Purdue	9-1970
Wisener, Gary	WR	Baylor	1960
Witt, Melvin	DE	Arlington State	5-1967
Wood, Gary	QB-HB	Cornell	17-1964
Wright, James	QB	Memphis State	14-1961
Zamberlin, Frank (John)	LB	Pacific Lutheran	5-1979
Zeno, Mike	G	Virginia Tech	4-1961
Zikmund, Jim	DB	Kearney State	16-1971

## **BOSTON AND PRO FOOTBALL**

**Pro football goes back more than 50 years in the Boston area, to the Bulldogs who played the 1926 season at Fenway Park. Folding after just one season, Bulldogs II didn't come along for their single season until 1929. In 1932 there was the Boston Braves, changed the name to Boston Redskins for the 1933-36 seasons and then became the Washington Redskins in 1937. The Boston Shamrocks lasted from 1936 thru 1938 and the Boston Bears came in for the 1940 season. The Boston Yanks were on the scene for 1944-48 before becoming the New York Bulldogs for two years, the New York Yanks for two seasons (1950-51), the Dallas Texans in 1952, and what is now the Baltimore Colts in 1953. The Patriots brought pro football back to the area in 1960.**

# PATRIOTS ALL-TIME INDIVIDUAL RECORDS

The following records relate to service with the Patriots and reflect only regular season activity; post-season play-off competition is excluded.

## SERVICE

### **MOST SEASONS**

- 12 Tom Neville, 1965-74, 76-77
- 11 Gino Cappelletti, 1960-70
- Jim Hunt, 1960-70
- Houston Antwine, 1961-71
- Jon Morris, 1964-74

### **MOST CONSECUTIVE SEASONS**

- 11 Gino Cappelletti, 1960-70
- Jim Hunt, 1960-70
- Houston Antwine, 1961-71
- Jon Morris, 1964-74

### **MOST GAMES**

- 160 Tom Neville, 1965-74, 76-77
- 153 Gino Cappelletti, 1960-70
- 147 Jim Hunt, 1960-70
- Len St. Jean, 1964-73

### **MOST CONSECUTIVE GAMES**

- 152 Gino Cappelletti, 1960-70

## SCORING

### **MOST SEASONS LEADING LEAGUE**

- 5 Gino Cappelletti, 1961, 63-66

### **MOST POINTS, LIFETIME**

- 1130 Gino Cappelletti, 1960-70
- 324 John Smith, 1974-78
- 276 Jim Nance, 1965-71

### **MOST POINTS, SEASON**

- 155 Gino Cappelletti, 1964 (7-td, 38-xp\*, 25-fg)
- 147 Gino Cappelletti, 1961 (8-td, 48-xp, 25-fg)

\*includes one two-point conversion

### **MOST POINTS, GAME**

- 28 Gino Cappelletti, vs. Hou., Dec. 18, 1965 (2-td, 4-xp, 4-fg)
- 24 Gino Cappelletti, vs. Buff., Nov. 15, 1964 (3-td, 6-xp\*)

\*includes one two-point conversion

### **MOST CONSECUTIVE GAMES SCORING**

- 44 John Smith, 1975-78
- 31 Gino Cappelletti, 1966-68

## TOUCHDOWNS

### **MOST TOUCHDOWNS, LIFETIME**

- 46 Jim Nance, 1965-71 (45-r, 1-p)
- 42 Gino Cappelletti, 1960-70 (42-p)
- Larry Garron, 1960-68 (15r, 26-p, 1rt)

### **MOST TOUCHDOWNS, SEASON**

- 13 Steve Grogan, 1976 (12-r, 1-f)
- 12 Mack Herron, 1974 (7-r, 5-p)

### **MOST TOUCHDOWNS, GAME**

- 3 Billy Lott, vs. Buff., Oct. 22, 1961 (3-p)
- Billy Lott, vs. Oak., Dec. 9, 1961 (2-r, 1-p)
- Larry Garron, vs. Oak., Oct. 16, 1964 (1-r, 2-p)
- Gino Cappelletti, vs. Buff., Nov. 15, 1964 (3-p)
- Larry Garron, vs. S.D., Oct. 23, 1966 (1-r, 2-p)
- Jim Whalen, vs. Miami, Oct. 15, 1967 (3-p)
- Sam Cunningham at Buffalo, Oct. 20, 1974 (3-r)
- Mack Herron vs. Buffalo, Nov. 3, 1974 (1-r, 2-p)
- Sam Cunningham at Buffalo, Nov. 23, 1975 (2-r, 1-p)

## POINTS AFTER TOUCHDOWN (KICKS)

### **MOST ATTEMPTS, LIFETIME**

- 353 Gino Cappelletti, 1960-70
- 162 John Smith, 1974-78

### **MOST ATTEMPTS, SEASON**

- 50 Gino Cappelletti, 1961
- 46 John Smith, 1976

### **MOST ATTEMPTS, GAME**

- 8 David Posey, vs. N.Y. Jets, Oct. 29, 1978
- 7 Gino Cappelletti, vs. Buff., Oct. 22, 1961
- John Smith, vs. Oakland, Oct. 3, 1976

### **MOST MADE, LIFETIME**

- 342 Gino Cappelletti, 1960-70
- 156 John Smith, 1974-78

**MOST MADE, SEASON**

- 48 Gino Cappelletti, 1961
- 42 John Smith, 1974 and 1976

**MOST MADE, GAME**

- 7 David Posey, vs. N.Y. Jets, Oct. 29, 1978
- 7 Gino Cappelletti, vs. Buff., Oct. 22, 1961
- 6 Gino Cappelletti, vs. Den., Sept. 16, 1961
- Gino Cappelletti, vs. Hou., Nov. 1, 1963
- John Smith, vs. Oak., Oct. 3, 1976
- John Smith, vs. Balt., Oct 6, 1974

**MOST CONSECUTIVE PATS**

- 106 Gino Cappelletti, 1963-66
- 42 John Smith, 1976-78

**FIELD GOALS****MOST SEASONS LEADING LEAGUE, ATTEMPTS**

- 3 Gino Cappelletti, 1961, 63-64

**MOST ATTEMPTS, LIFETIME**

- 333 Gino Cappelletti, 1960-70
- 86 John Smith, 1974-78

**MOST ATTEMPTS, SEASON**

- 39 Gino Cappelletti, 1964
- 38 Gino Cappelletti, 1963

**MOST ATTEMPTS, GAME**

- 7 Gino Cappelletti, vs. S.D., Sept. 20, 1964
- Gino Cappelletti, vs. Buff., Sept. 24, 1967
- Gino Cappelletti, vs. Cin., Nov. 16, 1969
- 6 Gino Cappelletti, vs. N.Y. Jets, Sept. 27, 1964
- Gino Cappelletti, vs. Den., Oct. 4, 1964
- Gino Cappelletti, vs. Hou., Dec. 18, 1965

**MOST SEASONS LEADING LEAGUE (MADE)**

- 3 Gino Cappelletti, 1961, 63-64

**MOST MADE, LIFETIME**

- 176 Gino Cappelletti, 1960-70
- 56 John Smith, 1974-78

**MOST MADE, SEASON**

- 25 Gino Cappelletti, 1964
- 22 Gino Cappelletti, 1963

**MOST MADE, GAME**

- 6 Gino Cappelletti, vs. Den., Oct. 4, 1964
- 4 Done 9 times
- Last: John Smith at San Diego, Nov. 9, 1975

**MOST MADE, GAME (NO MISSES)**

- 6 Gino Cappelletti, vs. Den., Oct. 4, 1964

**MOST CONSECUTIVE GAMES MADE**

- 11 Gino Cappelletti, Nov. 1, 1963 to Oct. 9, 1964

**LONGEST FIELD GOAL MADE**

- 53 Gino Cappelletti, vs. N.Y. Jets, Nov. 28, 1965
- 51 Gino Cappelletti, vs. Denver, Nov. 20, 1964
- Charlie Gogolak, vs. Miami, Oct. 17, 1971

**MISCELLANEOUS SCORING****MISSED FIELD GOAL RETURN FOR TD**

- 91 Ron Burton, vs. Den., Nov. 11, 1962

**BLOCKED FIELD GOAL RETURN FOR TD**

- 45 Larry Carwell, vs. Cinci., Sept. 17, 1971

**BLOCKED PUNT FOR TD**

- 0 Leroy Moore vs. Oakland, Nov. 17, 1961
- 20 Don Webb vs. San Diego, Dec. 17, 1961

**SAFETY**

- Team vs. LA Chargers, Oct. 28, 1960
- Team vs. Kansas City, Nov. 17, 1963
- Jack Rudolph at Houston, Dec. 8, 1963
- Jack Rudolph vs. Denver, Nov. 20, 1964
- Jay Cunningham at San Diego, Oct. 31, 1965
- Team vs. Houston, Dec. 18, 1965 (ball out of end zone)
- Nick Buoniconti vs. Houston, Nov. 5, 1967
- Jim Hunt vs. Buffalo, Dec. 9, 1967
- Doug Satcher, vs. Cincinnati, Dec. 1, 1968
- Daryl Johnson at Cincinnati, Nov. 16, 1969
- Ezell Jones at Miami, Nov. 30, 1969 (at Tampa)
- Steve Kiner at Houston, Nov. 25, 1973
- Raymond Clayborn at Miami, Nov. 13, 1977
- Richard Bishop vs. Miami, Oct. 22, 1978
- Tim Fox vs. Buffalo, Dec. 10, 1978

(NOTE: See fumble section for scoring on fumbles)

## **RUSHING ATTEMPTS**

### **MOST SEASONS LEADING LEAGUE, ATTEMPTS**

3 Jim Nance, 1966-67, 69

### **MOST ATTEMPTS, LIFETIME**

1323 Jim Nance, 1965-71

1131 Sam Cunningham, 1973-78

763 Larry Garron, 1960-68

### **MOST ATTEMPTS, SEASON**

299 Jim Nance, 1966

270 Sam Cunningham, 1977

269 Jim Nance, 1967

### **MOST ATTEMPTS, GAME**

38 Jim Nance, vs. Oak., Oct. 30, 1966 (208 yards)

34 Jim Nance, vs. Buff., Sept. 24, 1967 (185 yards)

## **RUSHING YARDAGE**

### **MOST SEASONS LEADING LEAGUE, YARDAGE**

2 Jim Nance, 1966-67

### **MOST YARDS GAINED, LIFETIME**

5323 Jim Nance, 1965-71

4600 Sam Cunningham, 1973-78

2981 Larry Garron, 1960-68

### **MOST YARDS GAINED, SEASON**

1458 Jim Nance, 1966

1216 Jim Nance, 1967

### **MOST YARDS GAINED, GAME**

208 Jim Nance, vs. Oak., Oct. 30, 1966 (38 att)

185 Jim Nance, vs. Buff., Sept. 24, 1967 (34 att)

### **LONGEST**

85 Larry Garron, vs. Buff., Oct. 22, 1961 (td)

80 Carl Garrett, vs. Miami, Nov. 9, 1969 (td)

## **AVERAGE GAIN RUSHING**

### **HIGHEST AVG. GAIN, LIFETIME (450 ATTS)**

4.16 Carl Garrett, 1969-72 (537-2,235)

4.07 Sam Cunningham, 1973-78 (1,131-4,600)

4.02 Jim Nance, 1965-71 (1,323-5,323)

### **HIGHEST AVG. GAIN, SEASON (100 ATTS)**

5.59 Don Calhoun, 1976 (129-721)

5.04 Carl Garrett, 1969 (137-691)

4.89 Sam Cunningham, 1974 (166-811)

### **HIGHEST AVG. GAIN, GAME (10 ATTS)**

11.60 Larry Garron, vs. Buff., Oct. 22, 1961 (10-116)

11.36 Sam Cunningham, at Buffalo Oct. 20, 1974 (11-125)

## **RUSHING TOUCHDOWNS**

### **MOST SEASONS LEADING LEAGUE**

1 Jim Nance, 1966

### **MOST TOUCHDOWNS, LIFETIME**

45 Jim Nance, 1965-71

34 Sam Cunningham, 1973-78

### **MOST TOUCHDOWNS, SEASON**

12 Steve Grogan, 1976

11 Horace Ivory, 1978

11 Jim Nance, 1966

9 Sam Cunningham, 1974

### **MOST TOUCHDOWNS, GAME**

3 Sam Cunningham at Buffalo, Oct. 20, 1974

2 By many players

Last: Horace Ivory at N.Y. Jets, Nov. 19, 1978

## **PASSING ATTEMPTS**

### **MOST ATTEMPTS, LIFETIME**

2413 Vito (Babe) Parilli, 1961-67

1503 Jim Plunkett, 1971-75

### **MOST ATTEMPTS, SEASON**

473 Vito (Babe) Parilli, 1964

426 Vito (Babe) Parilli, 1965

### **MOST ATTEMPTS, GAME**

50 Vito (Babe) Parilli, vs. N.Y. Jets, Nov. 14, 1965

48 Tom Sherman, vs. K.C., Nov. 17, 1968

## **COMPLETIONS**

### **MOST COMPLETIONS, LIFETIME**

- 1140 Vito (Babe) Parilli, 1961-67
- 729 Jim Plunkett, 1971-75

### **MOST COMPLETIONS, SEASON**

- 228 Vito (Babe) Parilli, 1964
- 193 Jim Plunkett, 1973

### **MOST COMPLETIONS, GAME**

- 25 Ed (Butch) Songin, vs. Dall. Texans, Nov. 18, 1960
- Vito (Babe) Parilli, vs. K.C., Nov. 17, 1963
- Vito (Babe) Parilli, vs. Oak., Oct. 16, 1964
- Steve Grogan, at Buffalo, Nov. 23, 1975
- 22 Vito (Babe) Parilli, vs. N.Y. Jets, Nov. 14, 1965

## **PASSING EFFICIENCY (Pct.)**

### **MOST SEASONS LEADING LEAGUE**

- 1 Vito (Babe) Parilli, 1961

### **HIGHEST EFFICIENCY, LIFETIME (500 ATTEMPTS)**

- .5028 Steve Grogan, 1975-78
- .4850 Jim Plunkett, 1971-75

### **HIGHEST EFFICIENCY, SEASON (QUALIFIERS)**

- .553 Vito (Babe) Parilli, 1962
- .525 Vito (Babe) Parilli, 1961
- .525 Steve Grogan, 1977

### **HIGHEST EFFICIENCY, GAME (20 ATTEMPTS)**

- .800 Vito (Babe) Parilli, vs. Miami, Oct. 15, 1967 (20-16)
- .714 Ed (Butch) Songin, vs. Dall. Texans, Nov. 18, 1960 (35-25)

## **PASSING YARDAGE**

### **MOST SEASONS LEADING LEAGUE**

- 1 Vito (Babe) Parilli, 1964

### **MOST YARDS, LIFETIME**

- 16,747 Vito (Babe) Parilli, 1961-67
- 9,932 Jim Plunkett, 1971-75
- 8,865 Steve Grogan, 1975-77

### **MOST YARDS, SEASON**

- 3,465 Vito (Babe) Parilli, 1964
- 2,824 Steve Grogan, 1978

### **MOST YARDS, GAME**

- 422 Vito (Babe) Parilli, vs. Oak., Oct. 16, 1964
- 379 Vito (Babe) Parilli, vs. N.Y. Jets, Dec. 17, 1966

### **LONGEST COMPLETION**

- 88 Jim Plunkett, vs. Balt., Dec. 19, 1971 (to Randy Vataha-td)
- 87 Tom Sherman, vs. N.Y. Jets, Oct. 27, 1968 (to Jim Whalen-td)

## **TOUCHDOWNS (Passing)**

### **MOST SEASONS LEADING LEAGUE**

- 1 Vito (Babe) Parilli, 1964

### **MOST TOUCHDOWNS LIFETIME**

- 132 Vito (Babe) Parilli, 1961-67
- 62 Jim Plunkett, 1971-75
- 61 Steve Grogan, 1975-78

### **MOST TOUCHDOWNS, SEASON**

- 31 Vito (Babe) Parilli, 1964
- 22 Ed (Butch) Songin, 1960

### **MOST TOUCHDOWNS, GAME**

- 5 Vito (Babe) Parilli, vs. Buff., Nov. 15, 1964
- Vito (Babe) Parilli, vs. Miami, Oct. 15, 1967
- 4 Ed (Butch) Songin, vs. Den., Sept 16, 1961
- Vito (Babe) Parilli, vs. Oak., Oct. 16, 1964
- Jim Plunkett, vs. Buff., Nov. 14, 1971
- Steve Grogan vs. N.Y. Jets, Oct. 29, 1978

## **HAD INTERCEPTED**

### **MOST SEASONS LEADING LEAGUE (FEWEST)**

- 2 Vito (Babe) Parilli, 1961 (tied) -62
- 1 Ed (Butch) Songin, 1961 (tied)

### **MOST SEASONS LEADING LEAGUE (MOST)**

- 1 Vito (Babe) Parilli, 1964 (tied)

### **FEWEST HAD INTERCEPTED, LIFETIME (500 ATTEMPTS)**

- 24 Ed (Butch) Songin, 1960-61
- 44 Myron (Mike) Taliaferro, 1968-70

### **MOST HAD INTERCEPTED, LIFETIME**

- 138 Vito (Babe) Parilli, 1961-67
- 87 Jim Plunkett, 1971-75

### **FEWEST HAD INTERCEPTED, SEASON (QUALIFIERS)**

- 8 Vito (Babe) Parilli, 1962 (253 att)
- 9 Vito (Babe) Parilli, 1961 (198 att)
- Ed (Butch) Songin, 1961 (212 att)

### **MOST HAD INTERCEPTED, SEASON**

- 27 Vito (Babe) Parilli, 1964
- 26 Vito (Babe) Parilli, 1965

**FEWEST HAD INTERCEPTED, GAME (MOST ATTEMPTS)**

- 0 Ed (Butch) Songin, vs. Hous., Dec. 18, 1960 (43 att)  
Jim Plunkett, at Miami, Dec. 15, 1974 (41 att.)  
Myron (Mike) Taliaferro, vs. Balt., Oct. 4, 1970 (38 att)  
Steve Grogan vs. Miami, Sept. 19, 1976 (27 att)  
Steve Grogan vs. Buff., Dec. 10, 1978 (21 att)

**MOST HAD INTERCEPTED, GAME**

- 6 Vito (Babe) Parilli, vs. Den., Sept. 3, 1967
- 5 Vito (Babe) Parilli, vs. N.Y. Jets, Oct. 31, 1964  
Vito (Babe) Parilli, vs. Buff., Sept. 11, 1965  
Myron (Mike) Taliaferro, vs. N.Y. Jets, Oct. 27, 1968  
Steve Grogan, at Baltimore, Dec. 21, 1975  
Steve Grogan, at Detroit, Oct. 10, 1976.

**MOST CONSECUTIVE ATTEMPTS, NONE INTERCEPTED**

- 128 Ed (Butch) Songin, 1960-61

- 105 Ed (Butch) Songin, 1960

**LOWEST PERCENTAGE OF INTERCEPTIONS, SEASON**

- 3.2 Vito (Babe) Parilli, 1962 (8-253)

- 3.8 Ed (Butch) Songin, 1960 (15-392)

**PASS RECEPTIONS****MOST RECEPTIONS, LIFETIME**

- 292 Gino Cappelletti, 1960-70

- 283 Jim Colclough, 1960-68

**MOST RECEPTIONS, SEASON**

- 53 Reggie Rucker, 1973

- 51 Art Graham, 1966

Randy Vataha, 1971

**MOST RECEPTIONS, GAME**

- 11 Art Graham, vs. K.C., Nov. 20, 1966 (134 yards)

- 10 Tony Romeo, vs. K.C., Nov. 17, 1963 (149 yards)

**MOST CONSECUTIVE GAMES, RECEPTIONS**

- 42 Jim Colclough, 1960-63

- 27 Gino Cappelletti, 1961-63

**RECEPTION YARDAGE****MOST YARDS, LIFETIME**

- 5,001 Jim Colclough, 1960-68

- 4,589 Gino Cappelletti, 1960-70

**MOST YARDS, SEASON**

- 872 Randy Vataha, 1971

- 868 Jim Colclough, 1962

**MOST YARDS, GAME**

- 170 Stanley Morgan vs. Balt., Nov. 26, 1978

- 167 Art Graham, vs. Hou., Nov. 6, 1964 (8)

**LONGEST RECEPTION**

- 88 Randy Vataha, vs. Balt., Dec. 19, 1971 (from Jim Plunkett-td)

- 87 Jim Whalen, vs. N.Y. Jets, Oct. 27, 1968 (from Tom Sherman-td)

**AVERAGE GAIN****HIGHEST AVG. GAIN, LIFETIME (150 MIN.)**

- 17.7 Jim Colclough, 1960-68 (283-5,001)

- 17.2 Randy Vataha, 1971-76 (178-3055)

**HIGHEST AVG. GAIN, SEASON (35 MIN.)**

- 21.7 Jim Colclough, 1962 (40-868)

- 20.1 Harold Jackson, 1978 (37-743)

**HIGHEST AVG. GAIN, GAME (4 MIN.)**

- 35.5 Jim Colclough, vs. N.Y. Jets, Oct. 6, 1962 (4-142)

- 35.0 Aaron Marsh, vs. N.Y. Jets, Sept. 22, 1968 (4-140)

**TOUCHDOWNS RECEIVING****MOST TOUCHDOWNS, LIFETIME**

- 42 Gino Cappelletti, 1960-70

- 39 Jim Colclough, 1960-68

**MOST TOUCHDOWNS, SEASON**

- 10 Jim Colclough, 1962

- 9 Jim Colclough, 1960-61

Gino Cappelletti, 1965

Randy Vataha, 1971

**MOST TOUCHDOWNS, GAME**

- 3 Billy Lott, vs. Buff., Oct. 22, 1961

Gino Cappelletti, vs. Buff., Nov. 15, 1964

Jim Whalen, vs. Mia., Oct. 15, 1967

**INTERCEPTIONS BY****MOST INTERCEPTIONS, LIFETIME**

- 29 Ron Hall, 1961-67

- 24 Nick Buoniconti, 1962-68

**MOST INTERCEPTIONS, SEASON**

- 11 Ron Hall, 1964

- 8 Bob Suci, 1963

Mike Haynes, 1976



**MOST INTERCEPTIONS, GAME**

- 3 Gino Cappelletti, vs. Oak., Oct. 16, 1960
- Ross O'Hanley, vs. Hou., Nov. 18, 1962
- Ron Hall, vs. S.D., Sept. 20, 1964
- Nick Buoniconti, vs. Buff., Oct. 20, 1968
- Mike Haynes at N.Y. Jets, Nov. 21, 1976

**MOST CONSECUTIVE GAMES**

- 4 Mike Haynes, 1976
- 3 By Eight Players

**INTERCEPTION YARDAGE****MOST YEARS LEADING LEAGUE**

- 1 Bob Suci, 1963

**MOST YARDS, LIFETIME**

- 476 Ron Hall, 1961-67
- 366 Don Webb, 1961-62, 64-71

**MOST YARDS, SEASON**

- 277 Bob Suci, 1963
- 182 Prentice McCray, 1976

**MOST YARDS, GAME**

- 118 Prentice McCray, at N.Y. Jets, Nov. 21, 1976 (2)
- 110 Bob Suci, vs. Hou., Nov. 1, 1963 (2)

**LONGEST RETURN**

- 98 Bob Suci, vs. Hous., Nov. 1, 1963 (TD)
- 87 Ron Hall, vs. Den., Sept. 18, 1966

**INTERCEPTION TOUCHDOWNS****MOST TOUCHDOWNS, LIFETIME**

- 2 John Charles, 1967-69
- Bob Suci, 1963
- Don Webb, 1961-62, 64-71
- Prentice McCray, 1976

**MOST TOUCHDOWNS, SEASON**

- 2 Don Webb, 1961
- Bob Suci, 1963
- Prentice McCray, 1976

**MOST TOUCHDOWNS, GAME**

- 2 Prentice McCray at N.Y. Jets, Nov. 21, 1976

**PUNTING**  
**PUNTS****MOST PUNTS, LIFETIME**

- 377 Tom Yewcic, 1961-67
- 243 Tom Janik, 1969-71

**MOST PUNTS, SEASON**

- 87 Tom Janik, 1971
- 86 Tom Janik, 1970

**MOST PUNTS, GAME**

- 11 Jim Fraser, vs. N.Y. Jets, Oct. 2, 1966
- 10 Tom Greene, vs. Hou., Dec. 18, 1960
- Tom Yewcic, vs. Buff., Dec. 1, 1963
- Tom Yewcic, vs. Buff., Nov. 15, 1964
- Bob Scarpitto, vs. Oak., Oct. 6, 1968

**PUNTING YARDAGE****MOST YARDS, LIFETIME**

- 14,553 Tom Yewcic, 1961-67
- 9,516 Tom Janik, 1969-71

**MOST YARDS, SEASON**

- 3,364 Tom Janik, 1970
- 3,249 Tom Janik, 1971

**MOST YARDS, GAME**

- 436 Bob Scarpitto, vs. Oak., Oct. 6, 1968 (10)
- 417 Tom Yewcic, vs. Buff., Nov. 15, 1964 (10)

**LONGEST PUNT**

- 87 Bob Scarpitto, vs. Den., Sept. 29, 1968
- 70 Tom Yewcic, vs. N.Y. Jets, Nov. 28, 1965

**AVERAGE YARDAGE****HIGHEST AVERAGE, LIFETIME (100 PUNTS)**

- 40.0 Terry Swanson, 1967-68 (127)
- 39.2 Tom Janik, 1969-71 (243)

**HIGHEST AVERAGE, SEASON (QUALIFIERS)**

- 41.5 Tom Janik, 1969
- 40.7 Tom Yewcic, 1965

**HIGHEST AVERAGE, GAME (4 PUNTS)**

- 50.8 Terry Swanson, vs. Cin., Dec. 1, 1968 (4)
- 48.8 Tom Yewcic, vs. Den., Sept. 29, 1963 (4)

## **PUNT RETURNS**

### **MOST SEASONS LEADING LEAGUE (RETURNS)**

- 1 Fred Bruney, 1961
- Ron Burton, 1962

### **MOST PUNT RETURNS, LIFETIME**

- 83 Mike Haynes, 1976-78
- 74 Mack Herron, 1973-75

### **MOST PUNT RETURNS, SEASON**

- 45 Mike Haynes, 1976
- 35 Mack Herron, 1974

### **MOST PUNT RETURNS, GAME**

- 6 Fred Bruney, vs. Buff., Sept. 23, 1961
- Ron Burton, vs. Oak., Sept. 13, 1964
- Mack Herron vs. Cleveland, Nov. 10, 1974
- 5 Ron Burton, vs. S.D., Dec. 17, 1961
- Billy Johnson, vs. K.C., Nov. 17, 1968

### **MOST PUNT RETURNS, TD, CAREER**

- 2 Mike Haynes, 1976

### **MOST PUNT RETURNS, TD, GAME**

- 1 Mike Haynes vs. Buff., Nov. 7, 1976
- Mike Haynes vs. Den., Nov. 28, 1976

## **PUNT RETURN YARDAGE**

### **MOST YARDS, LIFETIME**

- 991 Mike Haynes, 1976-78
- 888 Mack Herron, 1973-75

### **MOST YARDS, SEASON**

- 608 Mike Haynes, 1976
- 517 Mack Herron, 1974

### **MOST YARDS, GAME**

- 156 Mike Haynes vs. Buff., Nov. 7, 1976
- 133 Stanley Morgan vs. Buffalo, Nov. 20, 1977
- 126 Billy Johnson, vs. Hou., Nov. 5, 1967

### **LONGEST PUNT RETURN**

- 89 Mike Haynes, vs. Buff., Nov. 7, 1976(TD)
- 66 Mack Herron vs. Baltimore, Oct. 6, 1974

## **AVERAGE YARDAGE**

### **HIGHEST AVERAGE RETURN, LIFETIME (20 RETURNS)**

- 12.0 Mack Herron, 1973-75 (74-888)
- 11.9 Mike Haynes, 1976-78 (83-991)

### **HIGHEST AVERAGE RETURN, SEASON (QUALIFIERS)**

- 14.8 Mack Herron, 1974
- 13.8 Stanley Morgan, 1977

### **HIGHEST AVERAGE RETURN, GAME (3 RETURNS)**

- 39.0 Mike Haynes vs. Buff., Nov. 7, 1976 (4)
- 33.3 Stanley Morgan vs. Buff. Nov. 20, 1977 (4)

## **TOUCHDOWNS ON PUNT RETURNS**

### **MOST TOUCHDOWNS, LIFETIME**

- 2 Mike Haynes, 1976-78

### **MOST TOUCHDOWNS, SEASON**

- 2 Mike Haynes, 1976

### **MOST TOUCHDOWNS, GAME**

- 1 Mike Haynes, vs. Buff., Nov. 7, 1976
- Mike Haynes, vs. Den., Nov. 28, 1976

## **KICKOFF RETURNS**

### **MOST SEASON'S LEADING LEAGUE**

- 1 Raymond Clayborn, 31.0 (28-869), 1977

### **MOST KICKOFF RETURNS, LIFETIME**

- 92 Carl Garrett, 1969-72
- 89 Larry Garron, 1960-68

### **MOST KICKOFF RETURNS, SEASON**

- 41 Mack Herron, 1973
- 36 Willie Porter, 1968

### **MOST KICKOFF RETURNS, GAME**

- 8 Willie Porter, vs. N.Y. Jets, Sept. 22, 1968
- 6 by many players.
- Last: Allen Carter, at Baltimore, Dec. 21, 1975

## **KO RETURN YARDAGE**

### **MOST YARDS, LIFETIME**

- 2,299 Larry Garron, 1960-68
- 2,251 Carl Garrett, 1969-1972

### **MOST YARDS, SEASON**

- 1,092 Mack Herron, 1973
- 879 Allen Carter, 1975
- 869 Raymond Clayborn, 1977

**MOST YARDS, GAME**

- 206 Allen Carter, at Baltimore, Dec. 21, 1975  
 175 Carl Garrett, vs. Buff., Oct. 11, 1969

**LONGEST KICKOFF RETURN**

- 101 Raymond Clayborn, at Balt., Dec. 18, 1977 (TD)  
 100 Raymond Clayborn, at N.Y. Jets, Oct. 2, 1977 (TD)  
 99 Allen Carter, at Balt., Dec. 21, 1975 (TD)  
 95 Larry Garron, vs. Buff., Nov. 3, 1962 (TD)

**AVERAGE YARDAGE****HIGHEST AVERAGE RETURN, LIFETIME (20 RETURNS)**

- 27.4 Raymond Clayborn, 1977-78 (55-1,505)  
 27.2 Allen Carter, 1975-76 (33-898)  
 25.8 Larry Garron, 1960-68, (89-2,299)

**HIGHEST AVERAGE RETURN SEASON (QUALIFIERS)**

- 31.0 Raymond Clayborn, 1977  
 28.5 Larry Garron, 1962  
 28.4 Jess Phillips, 1976

**HIGHEST AVERAGE RETURN, GAME (3 RETURNS)**

- 49.3 Ron Burton, vs. Dall. Texans, Nov. 3, 1961 (3)  
 46.0 Mack Herron, vs. S.D., Dec. 2, 1973 (3)

**TOUCHDOWNS (Kickoff Returns)****MOST TOUCHDOWNS, LIFETIME**

- 3 Raymond Clayborn, 1977  
 2 Larry Garron, 1960-68  
 1 Ron Burton, 1960-65  
 Mack Herron, 1973-75  
 Allen Carter, 1975

**MOST TOUCHDOWNS, SEASON**

- 3 Raymond Clayborn, 1977  
 1 Ron Burton, 1961  
 Allen Carter, 1975  
 Larry Garron, 1961  
 Larry Garron, 1962  
 Mack Herron, 1973

**MOST TOUCHDOWNS, GAME**

- 1 Larry Garron, vs. Hou., Oct. 13, 1961 (89 yards); Ron Burton, vs. Dall. Texans, Nov. 3, 1961 (91 yards); Larry Garron, vs. Buff., Nov. 3, 1962 (95 yards); Mack Herron, vs. S.D., Dec. 2, 1973 (92 yards); Allen Carter, at Baltimore, Dec. 21, 1975 (99 yards); Raymond Clayborn, at N.Y. Jets, Oct. 2, 1977 (100 Yards); Raymond Clayborn, vs. Buffalo, Nov. 6, 1977 (93 yards); Raymond Clayborn, at Baltimore, Dec. 18, 1977 (101 yards)

**FUMBLES****MOST FUMBLES, LIFETIME**

- 43 Sam Cunningham, 1973-78  
 42 Vito (Babe) Parilli, 1961-67  
 37 Larry Garron, 1960-68

**MOST FUMBLES, SEASON**

- 12 Mack Herron, 1974  
 Sam Cunningham, 1975  
 10 Jim Nance, 1967  
 Sam Cunningham, 1973 and 1977

**MOST FUMBLES, GAME**

- 4 Vito (Babe) Parilli, vs. Den., Nov. 6, 1966  
 3 Tom Yewcic, vs. Oak., Dec. 16, 1962; Tom Yewcic, vs. N.Y. Jets, Oct. 5, 1963; Mack Herron vs. Cleveland, Nov. 10, 1974; Mack Herron at Balt., Nov. 24, 1974; Mack Herron, at N.Y. Jets, Oct. 5, 1975; Sam Cunningham at Buff., October 24, 1976

**OWN RECOVERIES****MOST RECOVERED, LIFETIME**

- 19 Vito (Babe) Parilli, 1961-67  
 12 Larry Garron, 1960-68

**MOST RECOVERED, SEASON**

- 6 Vito (Babe) Parilli, 1963  
 5 Vito (Babe) Parilli, 1964

**MOST RECOVERED, GAME**

- 2 Larry Garron, vs. Den., Sept. 21, 1962; Vito (Babe) Parilli, vs. S.D., Sept. 14, 1963; Vito (Babe) Parilli, vs. K.C., Oct. 23, 1964; Mack Herron, vs. Miami, Oct. 28, 1973; Mack Herron vs. Cleveland, Nov. 10, 1974; Andy Johnson vs. Balt., Sept. 18, 1978

**OPPONENTS' RECOVERIES****MOST RECOVERED, LIFETIME**

- 15 Jim Hunt, 1960-70  
 13 Bob Dee, 1960-67  
 13 Raymond Hamilton, 1973-78

**MOST RECOVERED, SEASON**

- 5 Bob Dee, 1961
- 4 Jack Rudolph, 1960
- Larry Eisenhauer, 1964
- John Sanders, 1975
- Steve Nelson, 1978

**MOST RECOVERED, GAME**

- 3 Steve Nelson, vs. Phila., Oct. 8, 1978
- 2 By 15 Players
- Last: Raymond Hamilton at St. Louis, Sept. 10, 1978

**FUMBLE RETURN YARDAGE****MOST YARDS, LIFETIME**

- 82 Don Webb, 1961-62, 64-71
- 67 Jim Hunt, 1960-70

**MOST YARDS, SEASON**

- 52 Chuck Shonta, 1960
- 51 Jim Hunt, 1968

**MOST YARDS, GAME**

- 52 Chuck Shonta, vs. N.Y. Titans, Sept. 17, 1960 (1-opp)
- 51 Jim Hunt, vs. Hou., Dec. 15, 1968 (1-oop)

**LONGEST RETURN**

- 52 Chuck Shonta, vs. N.Y. Titans, Sept. 17, 1960 (TD)
- 51 Jim Hunt, vs. Hou., Dec. 15, 1968

**TOUCHDOWNS (On Fumbles)****OWN FUMBLES RECOVERED FOR TD**

- 1 Five Players
- Last: Steve Grogan vs. N.Y. Jets, Oct. 18, 1976 (6 yds.)

**OPPONENTS' FUMBLES RECOVERED FOR TD**

- 1 Eight Players
- Last: Ray Hamilton at St. Louis, Nov. 2, 1975 (23 Yds.)

# PATRIOTS ALL-TIME TEAM RECORDS

## OFFENSE

### VICTORIES

**MOST VICTORIES, SEASON**

- 11 1978
- 11 1976
- 10 1964

**MOST CONSECUTIVE VICTORIES**

- 7 1978
- 7 (1976-77)

**SCORING****MOST POINTS, SEASON**

- 413 1961
- 376 1976

**FEWEST POINTS, SEASON**

- 149 1970
- 192 1972

**MOST POINTS, GAME**

- 55 N.Y. Jets, Oct. 29, 1978
- 52 Buffalo, Oct. 22, 1961

**FEWEST POINTS, GAME (SHUTOUT)**

- 0 11 times
- Last: Houston, Sept. 21, 1975

**MOST POINTS, EACH QUARTER**

- 1st: 21 at Miami, Dec. 15, 1974
- 1st: 21 N.Y. Jets, Oct. 29, 1978
- 2nd: 24 Cincinnati, Dec. 1, 1968
- Denver, Nov. 28, 1976
- 3rd: 22 Dallas Texans, Nov. 18, 1960
- 4th: 22 Oakland, Oct. 16, 1964

**MOST CONSECUTIVE GAMES, SCORING**

- 57 1975 (Sept. 28) through 1978 (Dec. 18)

**MOST TOUCHDOWNS, SEASON**

- 52 1961
- 48 1976

**FEWEST TOUCHDOWNS, SEASON**

- 18 1970
- 24 1972

**MOST TOUCHDOWNS, GAME**

- 8 N.Y. Jets, Oct. 29, 1978
- 7 Buffalo, Oct. 22, 1961
- Oakland, Oct. 3, 1976

**MOST POINTS AFTER TOUCHDOWN, SEASON**

- 48 1961
- 43 1976

**FEWEST POINTS AFTER TOUCHDOWN, SEASON**

17 1970  
24 1972

**MOST POINTS AFTER TOUCHDOWN, GAME**

7 N.Y. Jets, Oct. 29, 1978  
7 Buffalo, Oct. 22, 1961  
6 Many times  
Last: vs. Oakland, Oct. 3, 1976

**MOST FIELD GOALS ATTEMPTED, SEASON**

39 1964  
38 1963

**FEWEST FIELD GOALS ATTEMPTED, SEASON**

16 1972  
17 1975

**MOST FIELD GOALS ATTEMPTED, GAME**

7 San Diego, Sept. 20, 1964  
Buffalo, Sept. 24, 1967  
Cincinnati, Nov. 16, 1969  
6 New York Jets, Sept. 27, 1964  
Denver, Oct. 4, 1964  
Houston, Dec. 18, 1965

**MOST FIELD GOALS MADE, SEASON**

25 1964  
22 1963

**FEWEST FIELD GOALS MADE, SEASON**

8 1960, 1970, 1972  
9 1975

**MOST FIELD GOALS MADE, GAME**

6 Denver, Oct. 4, 1964  
4 Many times.  
Last: John Smith, at San Diego, Nov. 9, 1975

**FIRST DOWNS****MOST FIRST DOWNS, SEASON**

322 1978  
260 1976

**FEWEST FIRST DOWNS, SEASON**

166 1969  
181 1968

**MOST FIRST DOWNS, GAME**

31 Houston, Dec. 11, 1966  
29 Oakland, Dec. 9, 1961  
New York Jets, Oct. 18, 1976

**MOST FIRST DOWNS, RUSHING, SEASON**

181 1978  
150 1976

**FEWEST FIRST DOWNS, RUSHING, SEASON**

55 1965  
63 1970

**MOST FIRST DOWNS, RUSHING, GAME**

21 Denver, Nov. 28, 1976  
18 New York Jets, Oct. 18, 1976

**MOST FIRST DOWNS, PASSING, SEASON**

144 1964  
133 1975

**FEWEST FIRST DOWNS, PASSING, SEASON**

87 1969  
94 1968, 1971

**MOST FIRST DOWNS, PASSING, GAME**

20 Oakland, Oct. 16, 1964  
18 at Buffalo, Nov. 23, 1975

**MOST FIRST DOWNS, PENALTY, SEASON**

29 1965  
26 1975

**FEWEST FIRST DOWNS, PENALTY, SEASON**

11 1971  
14 1977

**MOST FIRST DOWNS, PENALTY, GAME**

7 Houston, Sept. 19, 1965  
5 Miami, Dec. 17, 1967  
Baltimore, Oct. 7, 1973  
at San Diego, Nov. 9, 1975

**TOTAL OFFENSE — (Net Yards Rushing and Passing)****MOST NET YARDS GAINED, SEASON**

5,965 1978  
4,736 1962

**FEWEST NET YARDS GAINED, SEASON**

2,626 1970  
3,127 1968

**MOST NET YARDS GAINED, GAME**

529 New York Jets, Oct. 29, 1978  
498 at Buffalo, Nov. 23, 1975

## **RUSHING OFFENSE**

### **MOST ATTEMPTS, SEASON**

671 1978  
603 1977

### **FEWEST ATTEMPTS, SEASON**

334 1970  
363 1960

### **MOST ATTEMPTS, GAME**

62 Denver, Nov. 28, 1976  
55 Oakland, Oct. 30, 1966  
Seattle, Oct. 9, 1977

### **MOST YARDS, SEASON**

3,165 1978  
2,948 1976

### **FEWEST YARDS, SEASON**

1,040 1970  
1,117 1965

### **MOST YARDS, GAME**

332 Denver, Nov. 28, 1976  
330 New York Jets, Oct. 18, 1976

### **MOST TOUCHDOWNS, SEASON**

30 1978  
24 1976

### **FEWEST TOUCHDOWNS, SEASON**

7 1971  
8 1965, 1968

### **MOST TOUCHDOWNS, GAME**

4 New York Jets, Sept. 8, 1963  
Oakland, Oct. 3, 1976  
New York Jets, Oct. 18, 1976  
Miami, Oct. 22, 1978  
New York Jets, Oct. 29, 1978

## **FORWARD PASSING OFFENSE**

### **MOST ATTEMPTS, SEASON**

476 1964  
475 1960

### **FEWEST ATTEMPTS, SEASON**

305 1977  
309 1976

### **MOST ATTEMPTS, GAME**

50 Houston, Sept. 19, 1965  
New York Jets, Nov. 14, 1965

### **MOST COMPLETIONS, SEASON**

229 1964  
223 1960

### **FEWEST COMPLETIONS, SEASON**

146 1976  
159 1971

### **MOST COMPLETIONS, GAME**

27 Dallas, Nov. 18, 1960  
26 Kansas City, Nov. 17, 1963

### **MOST NET YARDS GAINED, SEASON**

3,166 1964  
2,800 1978

### **FEWEST NET YARDS GAINED, SEASON**

1,586 1970  
1,746 1976

### **MOST NET YARDS GAINED, GAME**

405 Oakland, Oct. 16, 1964  
366 Kansas City, Nov. 17, 1963

### **MOST TOUCHDOWNS, SEASON**

31 1964  
29 1961

### **FEWEST TOUCHDOWNS, SEASON**

7 1970  
10 1972

### **MOST TOUCHDOWNS, GAME**

5 Many times.  
Last: Buffalo, Nov. 15, 1964  
4 Many times.  
Last: New York Jets, Oct. 29, 1978

### **MOST HAD INTERCEPTED, SEASON**

33 1968  
32 1967

### **FEWEST HAD INTERCEPTED, SEASON**

13 1962  
16 1971

### **MOST HAD INTERCEPTED, GAME**

6 Denver, Sept. 3, 1967  
Buffalo, Dec. 9, 1967  
Kansas City, Oct. 11, 1970  
5 Eight times, Last: Detroit, Oct. 10, 1976

## **PUNTING**

### **MOST PUNTS, SEASON**

96 1968

87 1971

### **FEWEST PUNTS, SEASON**

61 1973; 1978

64 1961

### **MOST PUNTS, GAME**

11 New York Jets, Oct. 2, 1966

10 Houston, Dec. 18, 1960

Buffalo, Dec. 1, 1963; Nov. 15, 1964

Oakland, Oct. 6, 1967

### **MOST YARDS, SEASON**

3,831 1968

3,364 1970

### **FEWEST YARDS, SEASON**

2,137 1978

2,297 1973

### **MOST YARDS, GAME**

436 Oakland, Oct. 6, 1968

417 Buffalo, Nov. 15, 1964

### **HIGHEST AVG., SEASON**

41.5 1969

40.5 1967

### **LOWEST AVG., SEASON**

34.6 1977

35.0 1978

### **HIGHEST AVG., GAME**

50.8 Cincinnati, Dec. 1, 1968

48.8 Denver, Sept. 29, 1963

## **PUNT RETURNS**

### **MOST RETURNS, SEASON**

48 1976

47 1978

### **FEWEST RETURNS, SEASON**

17 1972

23 1969

### **MOST RETURNS, GAME**

7 Houston, Nov. 5, 1967

6 San Diego, Dec. 17, 1961

Oakland, Sept. 22, 1963

Denver, Oct. 18, 1963

Oakland, Sept. 13, 1964

Kansas City, Nov. 17, 1968

New York Jets, Oct. 10, 1971

Cleveland, Nov. 10, 1974

at Buffalo, Nov. 20, 1977

### **MOST YARDS, SEASON**

628 1976

533 1974

### **FEWEST YARDS, SEASON**

37 1972

138 1962

### **MOST YARDS, GAME**

167 Buffalo, Nov. 7, 1976

139 at Buffalo, Nov. 20, 1977

### **HIGHEST AVG., SEASON**

13.3 1974

13.1 1976

### **LOWEST AVG., SEASON**

2.2 1972

5.3 1962, 1968

### **MOST TOUCHDOWNS, SEASON**

2 1976

### **MOST TOUCHDOWNS, GAME**

1 Buffalo, Nov. 7, 1976

Denver, Nov. 28, 1976

## **KICKOFF RETURNS**

### **MOST RETURNS, SEASON**

73 1967

71 1968

### **FEWEST RETURNS, SEASON**

39 1977

46 1976

### **MOST RETURNS, GAME**

10 Buffalo, Dec. 9, 1967

9 Oakland, Oct. 16, 1964

New York Jets, Sept. 22, 1968

Dallas, Oct. 24, 1971



**MOST YARDS, SEASON**

1,520 1975

1,442 1968

**FEWEST YARDS, SEASON**

1,051 1977

1,087 1976

**MOST YARDS, GAME**

245 Dallas, Oct. 24, 1971

230 at Baltimore, Dec. 21, 1975

**HIGHEST AVG., SEASON**

26.9 1977

24.1 1973

**LOWEST AVG., SEASON**

19.7 1967

19.9 1965

**MOST TOUCHDOWNS, SEASON**

3 1977

2 1961

1 1962, 1973, 1975

**MOST TOUCHDOWNS, GAME**

1 Eight times

Last: at Baltimore, Dec. 8, 1977

**PENALTIES****MOST PENALTIES, SEASON**

112 1977

102 1976

**FEWEST PENALTIES, SEASON**

50 1973

52 1962

**MOST PENALTIES, GAME**

14 at Cincinnati, Oct. 15, 1978

13 vs. Kansas City, Sept. 18, 1977

**MOST YARDS, SEASON**

931 1977

914 1976

**FEWEST YARDS, SEASON**

456 1962

467 1964

**MOST YARDS, GAME**

125 at Cincinnati, Oct. 15, 1978

New York Jets, Oct. 29, 1978

124 Oakland, Oct. 3, 1976

**FUMBLES****MOST FUMBLES, SEASON**

51 1973

43 1975

**FEWEST FUMBLES, SEASON**

15 1969

18 1970

**MOST FUMBLES, GAME**

8 Baltimore, Oct. 7, 1973

6 Oakland, Oct. 16, 1960

Dallas, Oct. 12, 1962

Denver, Nov. 6, 1966

Kansas City, Nov. 12, 1967

Miami, Dec. 17, 1967

New York Jets, Nov. 11, 1973

at Miami, Dec. 15, 1974

**MOST TOTAL RECOVERED, SEASON**

43 1973

36 1975

**FEWEST TOTAL RECOVERED, SEASON**

19 1969

21 1965

**MOST TOTAL RECOVERED, GAME**

8 at Pittsburgh, Sept. 26, 1976 (2-6)

7 Kansas City, Oct. 23, 1964 (4-3)

**MOST OWN RECOVERED, SEASON**

25 1973

21 1975

**FEWEST OWN RECOVERED, SEASON**

5 1969, 1970

8 1968, 1971

**MOST OWN RECOVERED, GAME**

- 5 Baltimore, Oct. 7, 1973
- 4 Oakland, Dec. 16, 1962
- Kansas City, Oct. 23, 1964

**MOST OPPONENTS' RECOVERED, SEASON**

- 27 1976
- 21 1978

**FEWEST OPPONENTS' RECOVERED, SEASON**

- 9 1965
- 10 1962 and 1977

**MOST OPPONENTS' RECOVERED, GAME**

- 6 at Pittsburgh, Sept. 26, 1976
- 5 Denver, Nov. 6, 1966

**DEFENSE****POINTS ALLOWED****FEWEST POINTS ALLOWED, SEASON**

- 217 1977
- 236 1976

**MOST POINTS ALLOWED, SEASON**

- 446 1972
- 406 1968

**FEWEST POINTS ALLOWED, GAME**

- 0 at Los Angeles Chargers, Oct. 8, 1960
- at San Diego, Dec. 17, 1961
- at Buffalo, Sept. 24, 1967
- Houston, Nov. 2, 1969
- New York Jets, Oct. 10, 1971
- at Houston, Nov. 25, 1973
- at New York Jets, Oct. 13, 1974
- Seattle, Oct. 9, 1977

**MOST POINTS ALLOWED, GAME**

- 52 at Miami, Nov. 12, 1972
- 48 Oakland, Oct. 22, 1967
- at New York Jets, Oct. 27, 1968

**MOST POINTS ALLOWED, SHUTOUT GAME**

- 52 at Miami, Nov. 12, 1972
- 34 at Dallas Texans, Dec. 11, 1960
- 31 Three Times
- Last: at Baltimore, Nov. 26, 1972

**FIRST DOWNS ALLOWED****FEWEST TOTAL FIRST DOWNS ALLOWED, SEASON**

- 215 1973 and 1977
- 219 1967

**MOST TOTAL FIRST DOWNS ALLOWED, SEASON**

- 289 1972
- 278 1969

**FEWEST TOTAL FIRST DOWNS ALLOWED, GAME**

- 6 Seattle, Oct. 9, 1977
- 7 Houston, Dec. 18, 1965
- 7 Houston, Sept. 21, 1975

**MOST TOTAL FIRST DOWNS ALLOWED, GAME**

- 29 Miami, Nov. 12, 1972
- 28 Oakland, Oct. 6, 1968
- Minnesota, Dec. 13, 1970

**FEWEST RUSHING FIRST DOWNS ALLOWED, SEASON**

- 59 1963
- 61 1967

**MOST RUSHING FIRST DOWNS ALLOWED, SEASON**

- 144 1972
- 142 1969, 1973

**FEWEST RUSHING FIRST DOWNS ALLOWED, GAME**

- 0 Houston, Nov. 1, 1963
- Miami, Oct. 15, 1967
- Buffalo, Oct. 20, 1968

**MOST RUSHING FIRST DOWNS ALLOWED, GAME**

- 19 New York Jets, Oct. 15, 1972
- 19 vs. Buffalo, Dec. 14, 1975
- 18 Buffalo, Sept. 16, 1973

**FEWEST PASSING FIRST DOWNS ALLOWED, SEASON**

- 67 1973
- 105 1970

**MOST PASSING FIRST DOWNS ALLOWED, SEASON**

- 165 1964
- 153 1966

**FEWEST PASSING FIRST DOWNS ALLOWED, GAME**

- 1 New York Jets, Oct. 14, 1973
- 2 Miami, Nov. 9, 1969
- New York Jets, Oct. 10, 1971
- at New York Jets, Dec. 12, 1971
- San Diego, Dec. 2, 1973
- at Buffalo, Dec. 9, 1973
- vs. Seattle, Oct. 9, 1977

**MOST PASSING FIRST DOWNS ALLOWED, GAME**

17 Houston, Oct. 13, 1961  
 Minnesota, Dec. 13, 1970

**FEWEST PENALTY FIRST DOWNS ALLOWED, SEASON**

6 1973  
 11 1974  
 13 1965

**MOST PENALTY FIRST DOWNS ALLOWED, SEASON**

28 1968  
 24 1960

**FEWEST PENALTY FIRST DOWNS ALLOWED, GAME**

0 Many times.  
 Last: at Miami, Dec. 18, 1978

**MOST PENALTY FIRST DOWNS ALLOWED, GAME**

7 Oakland, Oct. 6, 1968  
 6 New York Jets, Oct. 27, 1968

**TOTAL DEFENSE*****(Net Rushing and Passing)*****FEWEST NET YARDS ALLOWED, SEASON**

3,638 1977  
 3,834 1963

**MOST NET YARDS ALLOWED, SEASON**

5,248 1972  
 4,810 1969

**FEWEST NET YARDS ALLOWED, GAME**

86 Baltimore, Oct. 23, 1977  
 115 Houston, Dec. 18, 1965

**MOST NET YARDS ALLOWED, GAME**

540 Houston, Oct. 13, 1961  
 528 New York Jets, Dec. 17, 1966

**RUSHING ALLOWED****FEWEST ATTEMPTS ALLOWED, SEASON**

310 1963  
 350 1961

**MOST ATTEMPTS ALLOWED, SEASON**

560 1973  
 555 1975

**MOST ATTEMPTS ALLOWED, GAME**

58 New York Jets, Oct. 14, 1973  
 54 New York Jets, Oct. 15, 1972

**FEWEST YARDS ALLOWED, RUSHING, SEASON**

1,041 1961  
 1,107 1963

**MOST YARDS ALLOWED, RUSHING, SEASON**

2,850 1973  
 2,717 1972

**FEWEST YARDS ALLOWED, RUSHING, GAME**

2 San Diego, Dec. 17, 1961  
 19 Houston, Nov. 1, 1963

**MOST YARDS ALLOWED, RUSHING, GAME**

360 Buffalo, Sept. 16, 1973  
 349 vs. Buffalo, Dec. 14, 1975

**FEWEST TOUCHDOWNS ALLOWED, RUSHING, SEASON**

7 1966  
 8 1977

**MOST TOUCHDOWNS ALLOWED, RUSHING, SEASON**

27 1972  
 22 1968

**MOST TOUCHDOWNS ALLOWED, RUSHING, GAME**

6 New York Jets, Oct. 27, 1968  
 4 Oakland, Nov. 4, 1960  
 Dallas, Sept. 8, 1962  
 Buffalo, Sept. 16, 1973

**OPPONENTS PASSING ALLOWED****FEWEST ATTEMPTS ALLOWED, PASSING, SEASON**

240 1973  
 325 1972

**MOST ATTEMPTS ALLOWED, PASSING, SEASON**

530 1964  
509 1966

**FEWEST ATTEMPTS ALLOWED, PASSING, GAME**

7 New York Jets, Oct. 14, 1973  
Buffalo, Dec. 9, 1973  
9 New York Jets, Oct. 15, 1972

**MOST ATTEMPTS ALLOWED, PASSING, GAME**

56 Denver, Sept. 21, 1962  
New York Jets, Oct. 2, 1966

**FEWEST COMPLETIONS ALLOWED, PASSING, SEASON**

134 1973  
170 1971

**MOST COMPLETIONS ALLOWED, PASSING, SEASON**

261 1964  
247 1966

**FEWEST COMPLETIONS ALLOWED, PASSING, GAME**

1 New York Jets, Oct. 14, 1973  
2 Buffalo, Dec. 9, 1973

**MOST COMPLETIONS ALLOWED, PASSING, GAME**

28 New York Jets, Oct. 2, 1966  
27 Houston, Oct. 13, 1961  
Denver, Sept. 21, 1962  
Houston, Nov. 29, 1964

**FEWEST NET YARDS ALLOWED, PASSING, SEASON**

1,338 1973  
2,033 1977

**MOST NET YARDS ALLOWED, PASSING, SEASON**

3,356 1966  
3,217 1964

**FEWEST NET YARDS ALLOWED, PASSING, GAME**

0 New York Jets, Oct. 14, 1973  
8 New York Jets, Oct. 10, 1971

**MOST NET YARDS ALLOWED, PASSING, GAME**

448 Houston, Oct. 13, 1961  
392 Houston, Sept. 16, 1962

**FEWEST TOUCHDOWNS ALLOWED, PASSING, SEASON**

11 1973  
16 1971, 1976 and 1977

**MOST TOUCHDOWNS ALLOWED, PASSING, SEASON**

28 1967  
27 1961

**MOST TOUCHDOWNS ALLOWED, PASSING, GAME**

5 Kansas City, Sept. 25, 1966  
Oakland, Oct. 22, 1967

## **INTERCEPTIONS BY PATRIOTS**

**MOST INTERCEPTIONS BY, SEASON**

31 1964  
29 1963

**FEWEST INTERCEPTIONS BY, SEASON**

8 1970  
10 1972

**MOST INTERCEPTIONS BY, GAME**

7 at New York Jets, Nov. 21, 1976  
6 Houston, Nov. 1, 1963  
New York Jets, Sept. 27, 1964

**MOST INTERCEPTIONS YARDS SEASON**

645 1963  
505 1976

**FEWEST INTERCEPTION YARDS, SEASON**

105 1973  
165 1975

**MOST INTERCEPTION YARDS, GAME**

204 Houston, Nov. 1, 1963  
145 at New York Jets, Nov. 21, 1976

**MOST TOUCHDOWNS, BY INTERCEPTIONS, SEASON**

3 1962, 1963, 1976  
2 1961, 1967, 1971, 1974

**FEWEST TOUCHDOWNS, SEASON**

0 1960, 1965, 1966, 1970, 1972, 1973, 1977  
1 1964, 1968, 1969, 1975, 1978

**MOST TOUCHDOWNS, BY INTERCEPTION, GAME**

2 Houston, Nov. 1, 1963  
at New York Jets, Nov. 21, 1976

# TOP 30 SCORERS

(Ranked by number of points scored)

Name	Years	R	P	O	K	R	P	FG	TP
Gino Cappelletti	60-70	0	42	0	342	4	0	176	1130
John Smith*	74-78	0	0	0	156	0	0	56	324
Jim Nance	65-71	45	1	0	0	0	0	0	276
Larry Garron	60-68	14	26	2	0	0	0	0	252
Sam Cunningham*	73-78	34	6	0	0	0	0	0	240
Jim Colclough	60-68	0	39	0	0	0	2	0	238
Randy Vataha	71-76	0	23	1	0	0	0	0	144
Steve Grogan*	75-78	21	0	1	0	0	0	0	132
Art Graham	63-68	0	20	0	0	0	0	0	120
Ron Burton	60-65	9	8	2	0	0	0	0	114
Carl Garrett	69-72	15	3	0	0	0	0	0	108
Charlie Gogolak	70-72	0	0	0	42	0	0	20	102
Jim Whalen	65-69	0	17	0	0	0	0	0	102
Andy Johnson*	74-78	12	5	0	0	0	0	0	102
Mack Herron	73-75	9	6	1	0	0	0	0	96
Darryl Stingley*	73-77	2	14	0	0	0	0	0	96
Babe Parilli	61-67	15	0	0	0	1	0	0	92
Russ Francis*	75-78	0	15	0	0	0	0	0	90
Billy Lott	61-63	7	8	0	0	0	0	0	90
Ron Sellers	69-71	0	13	0	0	0	0	0	78
Horace Ivory*	77-78	11	0	0	0	0	0	0	66
Jeff White	1973	0	0	0	21	0	0	14	63
David Posey*	1978	0	0	0	29	0	0	11	62
Reggie Rucker	71-74	0	10	0	0	0	0	0	60
Tony Romeo	62-67	0	9	0	0	0	1	0	56
Jim Plunkett	71-75	9	0	0	0	0	0	0	54
Stanley Morgan*	77-78	0	8	0	0	0	0	0	48
Don Calhoun*	75-78	7	1	0	0	0	0	0	48
John Tarver	72-74	7	1	0	0	0	0	0	48
Jim Crawford	60-64	5	2	0	0	0	2	0	46

# TOP 10 PASSERS

(Ranked by number of pass attempts)

Name	Years	Att.	Comp.	Yards	TD	Int.
Babe Parilli	61-67	2413	1140	16747	132	138
Jim Plunkett	71-75	1503	729	9932	62	87
Steve Grogan*	75-78	1243	625	8865	61	84
Mike Taliaferro	68-70	680	305	3920	27	44
Butch Songin	60-61	604	285	3905	36	24
Tom Sherman	1968	226	90	1199	12	16
Joe Kapp	1970	219	98	1104	3	17
Tom Yewcic	61-66	206	87	1374	12	12
Don Trull	1967	81	27	442	1	7
Tom Greene	1960	63	27	251	1	6

# TOP 10 INTERCEPTORS

(Ranked by number of career interceptions)

Name	Years	No.	Yds.	Avg.	Long	TD
Ron Hall	61-67	29	476	16.4	87	1
Nick Buoniconti	62-68	24	223	9.3	41	0
Don Webb	61-70	21	366	17.4	59	2
Mike Haynes*	76-78	19	267	14.1	50	1
Ron Bolton	72-75	18	116	6.4	56	0
Tom Addison	60-65	16	103	6.4	17	1
Ross O'Hanley	60-65	15	288	19.2	61	1
Chuck Shonta	60-67	15	261	17.4	52	0
Prentice McCray*	74-78	12	304	25.3	63t	2
Dick Felt	62-66	12	199	16.6	35	0

# TOP 30 RUSHERS

(Ranked by number of yards gained)

Player	Years	Att.	Yds.	Avg.	LG	TD
Jim Nance	65-71	1323	5323	4.0	65t	45
Sam Cunningham*	73-78	1131	4600	4.1	75t	34
Larry Garron	60-68	763	2981	3.9	85t	14
Carl Garrett	69-72	537	2235	4.2	80t	15
Don Calhoun*	75-78	426	1943	4.6	73	7
Andy Johnson*	74-78	435	1858	4.3	69t	12
Ron Burton	60-65	429	1536	3.6	77	9
Steve Grogan*	75-78	232	1370	5.9	41t	21
Mack Herron	73-75	353	1298	3.7	53	9
Jim Crawford	60-64	302	1078	3.6	39t	5
Josh Ashton	72-74	247	950	3.8	35	3
Babe Parilli	61-67	228	949	4.2	33	15
Jim Plunkett	71-75	159	817	5.1	37	9
Horace Ivory*	77-78	144	703	4.9	28	11
Billy Lott	61-63	143	573	4.0	38	8
John Tarver	72-74	155	554	3.6	28	7
J. D. Garrett	64-67	116	434	3.7	58	3
Tom Yewcic	61-66	72	424	5.9	46	4
Alan Miller	1960	101	416	4.1	33	1
Dick Christy	1960	78	363	4.7	48	4
R. C. Gamble	68-69	94	346	3.7	45t	1
Ike Forte	76-77	87	257	3.0	26	3
Darryl Stingley*	73-77	28	244	8.7	34t	2
Bob Gladieux	69-72	65	239	3.7	31	0
Gene Thomas	1968	88	215	2.4	25	2
Jess Phillips	76-77	29	191	6.6	46	2
Bob Cappadonna	66-67	50	188	3.8	13	1
Tom Neumann	1963	44	148	3.4	17	0
Claude King	1962	21	144	6.9	71t	1
Harry Crump	1963	49	120	2.4	21	5
Totals		7929	32377		1370	244

# TOP 30 RECEIVERS

(Ranked by number of pass receptions)

Players	Years	No.	Yds.	Avg.	LG	TD
Gino Cappelletti	60-70	292	4589	15.7	63t	42
Jim Colclough	60-68	283	5001	17.7	78t	39
Art Graham	63-68	199	3107	15.6	80t	20
Larry Garron	60-68	185	2502	13.5	92	26
Randy Vataha	71-76	178	3055	17.2	88t	23
Sam Cunningham*	73-78	169	1577	9.3	41	6
Jim Whalen	65-69	153	2487	16.3	87t	17
Jim Nance	65-71	129	844	6.5	45	1
Reggie Rucker	71-74	126	1884	15.0	69t	10
Russ Francis*	75-78	116	1775	15.3	53	15
Ron Burton	60-65	111	1205	10.9	73t	8
Darryl Stingley*	73-77	110	1883	17.1	68	14
Tony Romeo	62-67	110	1724	15.7	62	10
Carl Garrett	69-72	107	1158	10.8	80t	3
Andy Johnson*	74-78	89	1051	11.8	53	5
Ron Sellers	69-71	79	1477	18.7	77	13
Bob Windsor	72-74	74	915	12.4	36	6
Mack Herron	73-75	61	789	12.9	29	6
Stanley Morgan*	77-78	55	1263	23.0	75t	8
Jim Crawford	60-64	52	501	9.6	44	2
Tom Stephens	60-64	41	506	12.3	53	5
Harold Jackson*	1978	37	743	20.1	57	6
Billy Lott	61-63	36	395	11.0	55t	7
Don Calhoun*	75-78	33	348	10.5	62t	1
Josh Ashton	72-74	33	320	9.7	51	1
Bob Adams	73-74	31	441	14.2	30	0
Alan Miller	1960	29	284	9.8	48t	2
John Tarver	72-74	29	200	6.9	22	1
Bake Turner	1970	28	428	15.3	43	2
Charlie Frazier	68-70	28	392	14.0	50t	7
Totals		3003	42844		1764	306

# TOP 20 KO RETURNERS

(Ranked by yards returned)

Players	Years	No.	Yds.	Avg.	LG	TD
Larry Garron	60-68	89	2299	25.8	92t	2
Carl Garrett	69-72	92	2251	24.5	63	0
Mack Herron	73-75	71	1796	25.3	92t	1
Raymond Clayborn*	77-78	55	1505	27.4	101t	3
Jay Cunningham	65-67	64	1372	21.4	45	0
Ron Burton	60-65	46	1119	24.3	91t	1
J. D. Garrett	64-67	48	1054	22.0	42	0
Joe Bellino	65-67	43	905	21.0	43	0
Allen Carter	75-76	33	898	27.2	99t	1
Willie Porter	1968	36	812	22.6	61	0
Dick Christy	1960	24	617	25.7	26	0
Odell Lawson	70-71	27	593	22.0	52	0
Andy Johnson*	74-78	25	491	19.6	73	0
Jess Phillips*	76-77	20	490	24.5	73	0
Billy Johnson	66-69	24	453	18.9	71	0
Reggie Rucker	71-74	15	375	25.0	36	0
Bob Suci	1963	17	360	21.1	35	0
Ron Gardin	1971	14	321	22.9	34	0
Josh Ashton	72-74	15	309	20.6	31	0
Sid Blanks	69-70	13	283	21.8	29	0

# TOP 20 PUNT RETURNERS

(Ranked by yards returned)

Players	Years	No.	Yds.	Avg.	LG	TD
Mike Haynes*	76-78	83	991	11.9	89t	2
Mack Herron	73-75	74	888	12.0	66	0
Stanley Morgan*	77-78	48	555	11.6	53	0
Carl Garrett	69-72	43	487	11.3	62	0
Ron Burton	60-65	56	389	6.9	62	0
Bob Suci	1963	25	233	9.3	22	0
Bill Johnson	66-69	23	195	8.5	52	0
Tom Stephens	60-64	19	151	7.9	37	0
Fred Bruney	60-62	30	148	4.9	18	0
Joe Bellino	65-67	19	148	7.8	31	0
Jay Cunningham	65-67	22	140	6.4	44	0
Dave Cloutier	1964	20	136	6.8	40	0
Darryl Stingley	73-76	19	136	7.2	29	0
Willie Porter	1968	22	135	6.1	24	0
Sid Blanks	69-70	14	93	6.6	34	0
Larry Carwell	69-72	13	93	7.2	45	0
Dick Christy	1960	8	73	9.1	29	0
Billy Wells	1960	12	66	5.5	19	0
Bobby Leo	67-68	7	66	9.4	51	0
Tom Hennessey	65-66	12	60	5.0	11	0
Andy Johnson*	74-78	6	60	10.0	15	0

# TOP 10 PUNTERS

(Ranked by number of punts)

Players	Years	No.	Yds.	Avg.	LG	BLK
Tom Yewcic	61-66	377	14553	38.6	70	2
Tom Janik	69-71	243	9516	39.2	58	1
Mike Patrick*	75-78	222	8481	38.4	64	3
Terry Swanson	67-68	127	5081	40.0	62	2
Bruce Barnes	73-74	100	3738	37.4	53	0
Pat Studstill	1972	75	2859	38.1	57	1
Tom Greene	1960	61	2253	36.9	66	1
Jim Fraser	1966	55	2044	37.2	68	2
Jerrel Wilson	1978	54	1921	35.6	57	0
Bob Scarpitto	1968	34	1382	40.6	87	2



# SCHAEFER STADIUM TEAM RECORDS

## POINTS SCORED, ONE TEAM:

- 55, Patriots vs. N.Y. Jets, 10-29-78
- 48, Patriots vs. Oakland, 10-3-76
- 42, Patriots vs. Baltimore, 10-6-74

## POINTS SCORED, TWO TEAMS:

- 76, Patriots (55) vs. N.Y. Jets (21), 10-29-78
- 71, Patriots (38) vs. Buffalo (33), 11-14-71
- 65, Patriots (48) vs. Oakland (17), 10-3-76
- Dallas (34) vs. Patriots (31), 11-16-75

## POINTS SCORED, ONE PERIOD, ONE TEAM:

- 27, Baltimore (4th), 9-18-78
- 24, Patriots vs. Denver (2nd), 11-28-76

## POINTS SCORED, ONE PERIOD, TWO TEAMS:

- 41, Patriots (14), vs. Baltimore (27) (4th), 9-18-78
- 34, Patriots (21), vs. Buffalo (13) (2nd), 11-14-71

## POINTS SCORED, ONE HALF, ONE TEAM:

- 41, Patriots vs. N.Y. Jets (1st), 10-29-78
- 31, Patriots vs. Denver (1st), 11-28-76
- 28, Patriots vs. Buffalo (1st), 11-14-71

## POINTS SCORED, ONE HALF, TWO TEAMS:

- 48, Patriots (28) vs. Buffalo (20) (1st), 11-14-71
- Patriots (41) vs. N.Y. Jets (7) (1st), 10-29-78

## TOUCHDOWNS, ONE TEAM:

- 8, Patriots vs. N.Y. Jets, 10-29-78
- 7, Patriots vs. Oakland, 10-3-76

## TOUCHDOWNS, TWO TEAMS:

- 11, Patriots (8) vs. N.Y. Jets (3), 10-29-78
- 9, Patriots (7) vs. Oakland (2), 10-3-76
- 9, Patriots (4) vs. Baltimore (5), 9-18-78

## TOUCHDOWNS RUSHING, ONE TEAM:

- 4, Accomplished 6 times
- Last: Patriots vs. N.Y., Jets 10-29-78

## TOUCHDOWNS RUSHING, TWO TEAMS:

- 7, Patriots (4) vs. N.Y. Jets (3), 10-29-78
- 5 Accomplished 7 times
- Last: Patriots (3) vs. Buffalo (2), 12-10-78

## TOUCHDOWNS, PASSING, ONE TEAM:

- 4, Patriots vs. Buffalo, 11-14-71
- Patriots vs. N.Y. Jets, 10-29-78

## TOUCHDOWNS, PASSING, TWO TEAMS:

- 6, Patriots (3) vs. Dallas (3), 11-16-75
- Patriots (3) vs. San Diego (3), 10-1-78
- 5, Patriots (4) vs. Buffalo (1), 11-14-71
- Patriots (2) vs. Washington (3), 10-1-72

## FIRST DOWNS, ONE TEAM:

- 29, Miami, 12-3-72
- Patriots vs. N.Y. Jets, 10-18-76
- 27, Patriots vs. Oakland, 10-3-76
- 26, Buffalo, 12-14-75
- Patriots vs. N.Y. Jets, 10-29-78

## FIRST DOWNS, TWO TEAMS:

- 52, Patriots (27) vs. Oakland (25), 10-3-76
- 49, Patriots (29) vs. N.Y. Jets (20), 10-18-76

## FIRST DOWNS, RUSHING, ONE TEAM:

- 21, Patriots vs. Denver, 11-28-76
- 19, N.Y. Jets, 10-15-72
- Buffalo, 12-14-75
- 18, Patriots vs. N.Y. Jets, 10-18-76

## FIRST DOWNS, RUSHING, TWO TEAMS:

- 26, Patriots (17) vs. Buffalo (9), 12-10-78
- 24, Patriots (15) vs. Oakland (9), 10-3-76
- Patriots (18) vs. N.Y. Jets (6), 10-18-76
- Patriots (21) vs. Denver (3), 11-28-76

## FIRST DOWNS, PASSING, ONE TEAM:

- 16, Miami, 12-11-77
- 14, Baltimore, 10-3-71
- Patriots vs. Green Bay, 11-18-73
- Buffalo, 11-3-74
- Baltimore, 9-12-76
- Oakland, 10-3-76

**FIRST DOWNS, PASSING, TWO TEAMS:**

- 24, Miami (13) vs. Patriots (11), 9-15-74
- 23, Baltimore (14) vs. Patriots (9), 9-12-76
- Oakland (14) vs. Patriots (9), 10-3-76
- Patriots (12) vs. N.Y. Jets (11), 10-29-78

**TOTAL OFFENSE, ONE TEAM:**

- 529, Patriots vs. N.Y. Jets, 10-29-78
- 501, Miami, 12-3-72
- 475, Patriots vs. N.Y. Jets, 10-18-76
- 468, Patriots vs. Oakland, 10-3-76
- 468, Buffalo, 12-14-75

**TOTAL OFFENSE, TWO TEAMS:**

- 805, Patriots (529) vs. N.Y. Jets (276), 10-29-78
- 790, Patriots (429) vs. Baltimore (361), 9-18-78
- 789, Patriots (468) vs. Oakland (321), 10-3-76

**TOTAL PLAYS, ONE TEAM:**

- 82, Patriots vs. Baltimore, 9-18-78
- 80, Patriots vs. Miami, 9-19-76
- 79, Buffalo, 11-7-76
- 78, Patriots vs. Houston, 9-21-75
- Buffalo, 11-6-77

**TOTAL PLAYS, TWO TEAMS:**

- 150, Patriots (75) vs. N.Y. Jets (75), 10-18-76
- 142, Buffalo (74) vs. Patriots (68), 12-14-75
- 141, Oakland (72) vs. Patriots (69), 10-3-76

**RUSHING YARDS (NET), ONE TEAM:**

- 360, Buffalo, 9-16-73
- 349, Buffalo, 12-14-75
- 333, N.Y. Jets, 10-15-72
- 332, Patriots vs. Denver, 11-28-76
- 330, Patriots vs. N.Y. Jets, 10-18-76

**RUSHING YARDS (NET), TWO TEAMS:**

- 446, Patriots (330) vs. N.Y. Jets (116), 10-18-76
- 435, Buffalo (349) vs. Patriots (86), 12-14-75
- 433, Patriots (249) vs. Buffalo (184), 12-10-78

**RUSHING PLAYS, ONE TEAM:**

- 62, Patriots vs. Denver, 11-28-76
- 58, N.Y. Jets, 10-14-73
- 55, Patriots vs. Seattle, 10-9-77
- 54, N.Y. Jets, 10-15-72
- 53, Buffalo, 12-14-75
- Buffalo, 11-6-77
- 52, Patriots vs. Houston, 9-21-75
- Patriots vs. Oakland, 10-3-76
- Patriots vs. Baltimore, 10-23-77

**RUSHING PLAYS, TWO TEAMS:**

- 86, Patriots (55) vs. Seattle (31), 10-6-77
- 86, Patriots (51) vs. Buffalo (35), 12-10-78
- 85, Patriots (52) vs. Houston (33), 9-12-75
- 84, Patriots (48) vs. Baltimore (36), 9-18-78

**PASSING (NET), ONE TEAM:**

- 340, Patriots vs. Green Bay, 11-18-72
- 289, Patriots vs. N.Y. Jets, 10-29-78
- 265, Baltimore, 9-18-78
- 261, Patriots vs. N.Y. Jets, 12-7-75
- 260, Houston, 11-7-71

**PASSING (GROSS), ONE TEAM:**

- 348, Patriots vs. Green Bay, 11-18-73
- 296, Patriots vs. N.Y. Jets, 10-29-78
- 275, Baltimore, 9-18-78
- 273, Patriots vs. N.Y. Jets, 12-7-75

**PASS ATTEMPTS, ONE TEAM:**

- 46, N.Y. Jets, 10-18-76
- 44, Oakland, 10-3-76

Patriots Best: 33 vs. Baltimore, 9-18-78

**PASS COMPLETIONS, ONE TEAM:**

- 25, N.Y. Jets, 10-18-76
- 24, Oakland, 10-3-76

Patriots Best: 17, vs. Buffalo, 12-14-75

Patriots Best: 17, vs. San Diego, 10-1-78

**PUNTS, ONE TEAM:**

- 11, Baltimore, 10-19-75
- 10, N.Y. Jets, 10-10-71
- 9, Patriots vs. Baltimore, 10-19-75
- Houston, 9-21-75

**PUNT YARDS, ONE TEAM:**

- 403, Baltimore, 10-19-75
- 378, N.Y. Jets, 10-10-71
- 348, Houston, 9-21-75

Patriots Best: 321, vs. Houston, 9-21-75

**PENALTIES, ONE TEAM:**

- 13, Patriots vs. Kansas City, 9-18-77
- 11, Miami, 12-3-72
- Buffalo, 9-16-73
- 10, Patriots vs. Oakland, 10-3-76
- Patriots vs. N.Y. Jets, 10-18-76
- Patriots vs. New Orleans, 12-5-76
- Buffalo, 11-6-77

**PENALTIES, TWO TEAMS:**

- 19, Patriots (13) vs. Kansas City (6), 9-18-77
- 18, Patriots (10) vs. Oakland (8), 10-3-76
- 17, Patriots (9) vs. N.Y. Jets (8), 11-17-74
- Patriots (8) vs. Miami (9), 9-28-75

**PENALTY YARDS, ONE TEAM:**

- 125, Patriots vs. N.Y. Jets, 10-29-78
- 124, Patriots vs. Oakland, 10-3-76
- 115, Miami, 12-3-72

**PENALTY YARDS, TWO TEAMS:**

- 209, Patriots (124) vs. Oakland (85), 10-3-76

**RETURN YARDAGE, ONE TEAM:**

- 285, Buffalo, 11-3-74
- 272, Miami, 12-5-71
- 265, Patriots vs. Buffalo, 11-7-76
- 249, Cleveland, 11-10-74
- 247, N.Y. Jets, 10-29-78

**PUNT RETURN YARDS, ONE TEAM:**

- 167, Patriots vs. Buffalo, 11-7-76
- 101, Patriots vs. Denver, 11-28-76
- 98, Buffalo, 11-14-71

**KICKOFF RETURN YARDS, ONE TEAM:**

- 245, Miami, 12-5-71
- 230, N.Y. Jets, 10-29-78
- 196, Miami, 9-15-74
- 168, Patriots vs. Buffalo, 11-3-74

## SCHAEFER STADIUM INDIVIDUAL RECORDS

**TOUCHDOWNS, TOTAL:**

- 3, Emerson Boozer, N.Y. Jets, 10-15-72
- Mack Herron, vs. Buffalo, 11-3-74
- 2, Accomplished, 37 times
- Last: Rob Carpenter, Houston, 11-12-78

**TOUCHDOWNS, RUSHING:**

- 3, Emerson Boozer, N.Y. Jets, 10-15-72
- 2, Accomplished 16 times
- Last: Rob Carpenter, Houston, 11-12-78

**TOUCHDOWNS, RECEIVING:**

- 2, Accomplished 14 times
- Last: Harold Jackson vs. N.Y. Jets, 10-29-78

**POINTS, TOTAL:**

- 18, Emerson Boozer, N.Y. Jets, 10-15-72
- Mack Herron vs. Buffalo, 11-3-74
- 15, John Leypoldt, Buffalo, 11-14-71
- Jeff White vs. Green Bay, 11-18-73

**POINTS, KICKING:**

- 15, John Leypoldt, Buffalo, 11-14-71
- Jeff White vs. Green Bay, 11-18-73

**RUSHING YARDS:**

- 250, O.J. Simpson, Buffalo, 9-16-73
- 177, Don Calhoun vs. Denver, 11-28-76
- 168, John Riggins, N.Y. Jets, 10-15-72
- 155, Roland Hooks, Buffalo, 11-6-77
- 141, Sam Cunningham vs. Buffalo, 11-7-76

**RUSHING ATTEMPTS:**

- 32, John Riggins, N.Y. Jets, 10-15-72
- 31, Sam Cunningham vs. Seattle, 10-6-77
- 29, Franco Harris, Pittsburgh, 12-8-74
- 27, Roland Hooks, Buffalo, 11-6-77
- Don Calhoun vs. Baltimore, 10-23-77
- Andy Johnson vs. Baltimore, 9-18-78

**RUSHING, LONGEST:**

- 80, O.J. Simpson, Buffalo, (TD), 9-16-73
- 66, Andy Johnson vs. Baltimore (TD), 10-19-75
- Roland Hooks, Buffalo, 11-6-77
- 63, O.J. Simpson, Buffalo (TD), 12-14-75

**PASSING YARDS:**

- 340, Jim Plunkett vs. Green Bay, 11-18-73
- 281, Steve Grogan vs. N.Y. Jets, 10-29-78
- 273, Steve Grogan vs. N.Y. Jets, 12-7-75
- 272, Steve Grogan vs. Buffalo, 12-14-75
- 264, Jim Plunkett vs. Dallas, 11-16-75

**PASSING ATTEMPTS:**

- 41, Bert Jones, Baltimore, 10-6-74
- 39, Norm Snead, San Francisco, 10-26-75
- Ron Jaworski, Philadelphia, 10-8-78
- 38, Bob Griese, Miami, 12-11-77
- 36, Dan Pastorini, Houston, 11-7-71
- 35, Ken Stabler, Oakland, 10-3-76
- 35, Bob Griese, Miami, 10-22-78

**PASS COMPLETIONS:**

- 22, Bert Jones, Baltimore, 10-6-74
- Norm Snead, San Francisco, 10-26-75
- Bob Griese, Miami, 12-11-77 and 10-22-78
- 20, Ken Stabler, Oakland, 10-3-76
- 18, Jim Plunkett vs. Baltimore, 11-6-72
- Dan Pastorini, Houston, 11-7-71
- Ron Jaworski, Philadelphia, 10-8-78

**PASSING TOUCHDOWNS:**

- 4, Jim Plunkett vs. Buffalo, 11-14-71
- Steve Grogan vs. N.Y. Jets, 10-29-78
- 3, Accomplished 10 times
- Last: Steve Grogan vs. San Diego, 10-1-78
- Dan Fouts, San Diego, 10-1-78

**PASS, LONGEST:**

- 80, Jim Plunkett to Carl Garrett (TD) vs. Buffalo, 11-14-71
- 76, Jim Plunkett to Steve Burks vs. Dallas, 11-16-75
- 74, Greg Landry to Steve Owens, Detroit, 9-26-71

**RECEIVING YARDS:**

- 187, Roger Carr, Baltimore, 9-18-78
- 149, Randy Vataha vs. N.Y. Jets, 12-7-75
- 141, Charley Taylor, Washington, 10-1-72
- 136, Dave Casper, Oakland, 10-3-76

**RECEIVING TOTAL:**

- 12, Dave Casper, Oakland, 10-3-76
- 9, Marlin Briscoe, Miami, 9-15-74
- 8, By six players including Carl Garrett vs. Baltimore, 11-6-72 and Darryl Stingley vs. N.Y. Jets, 10-30-77

**RECEIVING, LONGEST:**

- 80, Carl Garrett (from Plunkett) vs. Buffalo, 11-14-71
- 76, Steve Burks (from Plunkett) vs. Dallas, 11-16-75
- 74, Steve Owens (from Landry), Detroit, 9-26-71

**INTERCEPTIONS:**

- 3, Jackie Wallace, Baltimore, 9-12-76
- 2, By nine players including Honor Jackson vs. Miami, 12-3-72;
- Bob Howard vs. Seattle, 10-6-77 & Mike Haynes vs. Seattle, 10-6-77
- Last: Doug Beaudoin vs. Miami, 10-22-78

**INTERCEPTIONS, TOUCHDOWNS:**

- 1, Mike Lucci, Detroit, 9-26-71
- Larry Carwell vs. Miami, 12-5-71
- Ken Ellis, Green Bay, 11-18-73
- Russ Washington, Buffalo, 11-3-74
- Doug Jones, Buffalo, 11-6-77

**INTERCEPTIONS, LONGEST RETURN:**

- 72, Russ Washington, Buffalo (TD), 11-3-74
- 53, Prentice McCray vs. Oakland, 10-3-76
- 52, Larry Carwell vs. Miami (TD), 12-5-71

**PUNTS, TOTAL:**

- 11, David Lee, Baltimore, 10-19-75
- 10, Steve O'Neal, N.Y. Jets, 10-10-71
- 9, Mike Patrick vs. Baltimore, 10-19-75

**PUNTS, YARDS:**

- 403, David Lee, Baltimore, 10-19-75
- 378, Steve O'Neal, N.Y. Jets, 10-10-71
- 338, Don Cockroft, Cleveland, 11-10-74
- 330, David Lee, Baltimore, 10-23-77
- 321, Mike Patrick vs. Houston, 9-21-75

**PUNTS, LONGEST:**

- 64, David Lee, Baltimore, 10-3-71
- 62, Mike Patrick vs. Miami, 9-21-75
- 62, Chuck Ramsey, N.Y. Jets, 10-29-78
- 61, Larry Seiple, Miami, 9-28-75

**PUNT RETURNS, TOTAL:**

- 6, Mack Herron vs. Cleveland, 11-10-74
- Ike Hill, Buffalo, 11-14-71
- 5, Mack Herron vs. N.Y. Jets, 11-17-74
- Mike Haynes vs. New Orleans, 12-5-76

**PUNT RETURNS, YARDS:**

- 156, Mike Haynes vs. Buffalo, 11-7-76
- 99, Mike Haynes vs. Denver, 11-28-76
- 98, Ike Hill, Buffalo, 11-14-71

**PUNT RETURNS, LONGEST:**

- 89, Mike Haynes vs. Buffalo (TD), 11-7-76
- 68, Ike Hill, Buffalo (TD), 11-14-71
- 62, Mike Haynes vs. Denver (TD), 11-28-76

**PUNT RETURNS, TOUCHDOWNS:**

- 1, Mike Haynes vs. Buffalo, 11-7-76
- Mike Haynes vs. Denver, 11-28-76
- Ike Hill, Buffalo, 11-14-71
- Bernie Parrish, Cincinnati, 9-17-72

**KICKOFF RETURNS, TOTAL:**

- 8, Bruce Harper, N.Y. Jets, 10-29-78
- 5, Johnnie Dirden, Houston, 11-12-78
- 5, Mack Herron vs. Miami, 10-28-73
- Nat Moore, Miami, 9-15-74

**KICKOFF RETURNS, YARDS:**

- 180, Bruce Harper, N.Y. Jets, 10-29-78
- 152, Wallace Francis, Buffalo, 11-3-74
- 146, Nat Moore, Miami, 9-15-74

**KICKOFF RETURNS, LONGEST:**

- 94, Mercury Morris, Miami (TD), 12-5-71
- 93, Raymond Clayborn vs. Buffalo (TD), 11-6-77
- 90, Joe Washington, Baltimore, (TD), 9-18-78

**KICKOFF RETURNS, TOUCHDOWNS:**

- 1, Mack Herron vs. San Diego, 12-2-73
- Mercury Morris, Miami, 12-5-71
- Greg Pruitt, Cleveland, 11-10-74
- Raymond Clayborn vs. Buffalo, 11-6-77
- Joe Washington, Baltimore, 9-18-78

**FIELD GOAL, TOTAL:**

- 4, John Leyboldt, Buffalo, 11-14-71
- 4, Jeff White vs. Green Bay, 11-18-73

**FIELD GOALS, LONGEST:**

- 50, Jim O'Brien, Baltimore, 10-3-71
- Rich Szaro, New Orleans, 12-5-76
- 49, John Smith vs. Denver, 11-28-76

**PAT, MADE:**

- 7, David Posey vs. N.Y. Jets, 10-29-78
- 6, John Smith vs. Oakland, 10-3-76
- John Smith vs. Baltimore, 10-6-74
- 5, Four times, including twice by John Smith.

# SCHAEFER STADIUM

Schaefer Stadium was built at the cost of \$6.7 million and financed through the private sale of more than 400,000 shares of stock in Stadium Realty Trust. The official ground breaking ceremony took place on Sept. 23, 1970, and 326 days later (Aug. 15, 1971) the first game was played at the new Foxboro facility in which the Patriots posted a 20-14 victory over the New York Giants before 60,423 fans.

With space to park 16,000 automobiles surrounding the stadium, the site covers an area of 15 acres and is as long as it is wide, 700 feet. In the process of excavating the bowl shape for the stadium, 250,000 cubic yards of earth were removed from the 35-feet deep hole. The J. F. White Construction Co. then used 15,000 cubic yards of concrete and 660 tons of steel to erect the stadium.

In 1977 the original Poly-Turf playing surface was removed, an entirely new drainage system installed, the field crown raised four inches, and the entire field resurfaced with a new Super-Turf carpet. Lighting is provided by three towers with 324 mercury lamps (1500 watts per), 200 candle power per square foot on the playing field.

Schaefer's 61,297 seats are all constructed of aluminum. There are 5604 special box (chairs) seats, 48,710 seats on the sidelines, and 6983 end zone seats.

Through the 1978 season there have been 80 pre-season and regular season games played in Schaefer Stadium. A total of 4,305,883 fans (53,824 per game) have watched the Patriots games at Schaefer Stadium.

## SCHAEFER STADIUM FANS

Year	Pre-Season	Regular	Total
1971	162,325	411,109	573,434
1972	150,046	426,993	577,039
1973	143,492	410,443	553,935
1974	73,950	420,903	494,853
1975	120,446	411,490	531,936
1976	92,838	378,994	471,832
1977	126,178	415,959	542,137
1978*	81,739	478,978	560,717
TOTALS	951,014	3,354,869	4,305,883

\*First year of 4-16 format (2 pre-season and 8 regular season home games).

## AFC '78 FINISH

### EASTERN DIVISION

	W	L	T	Pct.	Pts.	OP
New England	11	5	0	.688	358	286
Miami	11	5	0	.688	372	254
N.Y. Jets	8	8	0	.500	359	364
Buffalo	5	11	0	.313	302	354
Baltimore	5	11	0	.313	239	421

### CENTRAL DIVISION

Pittsburgh	14	2	0	.875	356	195
Houston	10	6	0	.625	283	298
Cleveland	8	8	0	.500	334	356
Cincinnati	4	12	0	.250	252	284

### WESTERN DIVISION

Denver	10	6	0	.625	282	198
Oakland	9	7	0	.563	311	283
Seattle	9	7	0	.563	345	358
San Diego	9	7	0	.563	355	309
Kansas City	4	12	0	.250	243	327

## NFC '78 FINISH

### EASTERN DIVISION

	W	L	T	Pct.	Pts.	OP
Dallas	12	4	0	.750	384	208
Philadelphia	9	7	0	.563	270	250
Washington	8	8	0	.500	273	283
St. Louis	6	10	0	.375	248	296
N.Y. Giants	6	10	0	.375	264	298


### CENTRAL DIVISION

Minnesota	8	7	1	.531	294	306
Green Bay	8	7	1	.531	249	269
Detroit	7	9	0	.438	290	300
Chicago	7	9	0	.438	253	274
Tampa Bay	5	11	0	.313	241	259

### WESTERN DIVISION

Los Angeles	12	4	0	.750	316	245
Atlanta	9	7	0	.563	240	290
New Orleans	7	9	0	.438	281	298
San Francisco	2	14	0	.125	219	350


## 20 - 79 - 89 RETIRED



CAPPELLETTI



HUNT



DEE

Over the 19-year history of the Patriots only three players have been honored by having their jersey numbers retired from active service — No. 20 of kicker/wide receiver Gino Cappelletti; No. 79 of defensive tackle Jimmy Hunt; No. 89 of defensive end Bob Dee.



# 1979 NATIONAL FOOTBALL LEAGUE SCHEDULE

(All times local)

## CBS—NBC—TV DOUBLEHEADER GAMES TO BE DETERMINED

### SATURDAY, SEPTEMBER 1

(First Weekend)

Detroit at Tampa Bay . . . . . 8:00

### SUNDAY, SEPTEMBER 2

Atlanta at New Orleans . . . . . 1:00  
Baltimore at Kansas City . . . . . 3:00  
Cincinnati at Denver . . . . . 2:00  
Cleveland at New York Jets . . . . . 4:00  
Dallas at St. Louis . . . . . 1:00  
Green Bay at Chicago . . . . . 1:00  
Houston at Washington . . . . . 1:00  
Miami at Buffalo . . . . . 1:00  
New York Giants at Philadelphia . . . . . 1:00  
Oakland at Los Angeles . . . . . 1:00  
San Diego at Seattle . . . . . 1:00  
San Francisco at Minnesota . . . . . 12:00

NBC-TV Doubleheader Week

### MONDAY, SEPTEMBER 3

Pittsburgh at New England (ABC) . . . . . 9:00

### THURSDAY, SEPTEMBER 6

(Second Weekend)

Los Angeles at Denver (ABC) . . . . . 6:30

### SUNDAY, SEPTEMBER 9

Cincinnati at Buffalo . . . . . 1:00  
Cleveland at Kansas City . . . . . 3:00  
Dallas at San Francisco . . . . . 1:00  
Houston at Pittsburgh . . . . . 1:00  
Minnesota at Chicago . . . . . 12:00  
New Orleans vs. Green Bay  
at Milwaukee . . . . . 12:00  
New York Jets at New England . . . . . 4:00  
Oakland at San Diego . . . . . 1:00  
St. Louis at New York Giants . . . . . 1:00  
Seattle at Miami . . . . . 4:00  
Tampa Bay at Baltimore . . . . . 2:00  
Washington at Detroit . . . . . 1:00

NBC-TV Doubleheader Week

### MONDAY, SEPTEMBER 10

Atlanta at Philadelphia (ABC) . . . . . 9:00

### SUNDAY, SEPTEMBER 16

(Third Weekend)

Baltimore at Cleveland . . . . . 1:00  
Buffalo at San Diego . . . . . 1:00  
Chicago at Dallas . . . . . 3:00  
Denver at Atlanta . . . . . 1:00  
Detroit at New York Jets . . . . . 1:00  
Kansas City at Houston . . . . . 1:00  
Miami at Minnesota . . . . . 1:00  
New England at Cincinnati . . . . . 1:00  
Oakland at Seattle . . . . . 1:00  
Philadelphia at New Orleans . . . . . 12:00  
Pittsburgh at St. Louis . . . . . 3:00  
San Francisco at Los Angeles . . . . . 1:00  
Tampa Bay at Green Bay . . . . . 1:00

CBS-TV Doubleheader Week

### MONDAY, SEPTEMBER 17

New York Giants at Washington (ABC) . . . . . 9:00

### SUNDAY, SEPTEMBER 23

(Fourth Weekend)

Atlanta at Detroit . . . . . 1:00  
Baltimore at Pittsburgh . . . . . 1:00  
Chicago at Miami . . . . . 4:00  
Green Bay at Minnesota . . . . . 12:00  
Houston at Cincinnati . . . . . 1:00  
Los Angeles at Tampa Bay . . . . . 4:00  
New Orleans vs. San Francisco . . . . . 1:00  
New York Jets at Buffalo . . . . . 1:00  
Oakland at Kansas City . . . . . 1:00  
Philadelphia at New York Giants . . . . . 4:00  
San Diego at New England . . . . . 1:00  
Seattle at Denver . . . . . 2:00  
Washington at St. Louis . . . . . 1:00

CBS-TV Doubleheader Week

### MONDAY, SEPTEMBER 24

Dallas at Cleveland (ABC) . . . . . 9:00

### SUNDAY, SEPTEMBER 30

(Fifth Weekend)

Buffalo at Baltimore . . . . . 2:00  
Cincinnati at Dallas . . . . . 3:00  
Cleveland at Houston . . . . . 1:00  
Denver at Oakland . . . . . 1:00  
Kansas City at Seattle . . . . . 1:00  
Miami at New York Jets . . . . . 1:00  
Minnesota at Detroit . . . . . 1:00  
New York Giants at New Orleans . . . . . 12:00  
Pittsburgh at Philadelphia . . . . . 1:00  
St. Louis at Los Angeles . . . . . 1:00  
San Francisco at San Diego . . . . . 1:00  
Tampa Bay at Chicago . . . . . 1:00  
Washington at Atlanta . . . . . 1:00

NBC-TV Doubleheader Week

### MONDAY, OCTOBER 1

New England at Green Bay (ABC) . . . . . 8:00

### SUNDAY, OCTOBER 7

(Sixth Weekend)

Chicago at Buffalo . . . . . 1:00  
Dallas at Minnesota . . . . . 3:00  
Detroit at New England . . . . . 1:00  
Green Bay at Atlanta . . . . . 1:00  
Kansas City at Cincinnati . . . . . 1:00  
Los Angeles at New Orleans . . . . . 3:00  
New York Jets at Baltimore . . . . . 4:00  
Philadelphia at Washington . . . . . 1:00  
Pittsburgh at Cleveland . . . . . 1:00  
St. Louis at Houston . . . . . 1:00  
San Diego at Denver . . . . . 2:00  
Seattle at San Francisco . . . . . 1:00  
Tampa Bay at New York Giants . . . . . 1:00

CBS-TV Doubleheader Week

### MONDAY, OCTOBER 8

Miami at Oakland (ABC) . . . . . 6:00

**SUNDAY, OCTOBER 14**  
(Seventh Weekend)

Atlanta at Oakland	1:00
Buffalo at Miami	1:00
Denver at Kansas City	1:00
Detroit vs. Green Bay at Milwaukee	3:00
Houston at Baltimore	2:00
Los Angeles at Dallas (ABC)	8:00
New England at Chicago	1:00
New Orleans at Tampa Bay	1:00
Philadelphia at St. Louis	12:00
Pittsburgh at Cincinnati	1:00
San Francisco at New York Giants	1:00
Seattle at San Diego	1:00
Washington at Cleveland	1:00

CBS-TV Doubleheader Week

**MONDAY, OCTOBER 15**

Minnesota at New York Jets (ABC)	9:00
----------------------------------	------

**SUNDAY, OCTOBER 21**  
(Eighth Weekend)

Atlanta at San Francisco	1:00
Baltimore at Buffalo	1:00
Chicago at Minnesota	1:00
Cincinnati at Cleveland	1:00
Detroit at New Orleans	1:00
Green Bay at Tampa Bay	1:00
Houston at Seattle	1:00
Miami at New England	1:00
New York Giants at Kansas City	3:00
Oakland at New York Jets	1:00
St. Louis at Dallas	1:00
San Diego at Los Angeles	1:00
Washington at Philadelphia	1:00

NBC-TV Doubleheader Week

**MONDAY, OCTOBER 22**

Denver at Pittsburgh (ABC)	9:00
----------------------------	------

**THURSDAY, OCTOBER 25**  
(Ninth Weekend)

San Diego at Oakland (ABC)	6:00
----------------------------	------

**SUNDAY, OCTOBER 28**

Buffalo at Detroit	1:00
Chicago at San Francisco	1:00
Cleveland at St. Louis	1:00
Dallas at Pittsburgh	1:00
Green Bay at Miami	4:00
Kansas City at Denver	2:00
New England at Baltimore	2:00
New Orleans at Washington	1:00
New York Giants at Los Angeles	1:00
New York Jets at Houston	12:00
Philadelphia at Cincinnati	4:00
Tampa Bay at Minnesota	1:00

CBS-TV Doubleheader Week

**MONDAY, OCTOBER 29**

Seattle at Atlanta (ABC)	9:00
--------------------------	------

**SUNDAY, NOVEMBER 4**  
(Tenth Weekend)

Cincinnati at Baltimore	2:00
Cleveland at Philadelphia	1:00
Dallas at New York Giants	1:00
Detroit at Chicago	3:00
Los Angeles at Seattle	1:00
Minnesota at St. Louis	1:00
New England at Buffalo	1:00
New Orleans at Denver	2:00
New York Jets at Green Bay	3:00
San Diego at Kansas City	1:00
San Francisco at Oakland	1:00
Tampa Bay at Atlanta	1:00
Washington at Pittsburgh	1:00

CBS-TV Doubleheader Week

**MONDAY, NOVEMBER 5**

Houston at Miami (ABC)	9:00
------------------------	------

**SUNDAY, NOVEMBER 11**  
(Eleventh Weekend)

Atlanta at New York Giants	4:00
Baltimore at Miami	1:00
Buffalo at New York Jets	1:00
Los Angeles at Chicago	1:00
Minnesota vs. Green Bay at Milwaukee	1:00
New England at Denver	2:00
Pittsburgh at Kansas City	12:00
Oakland at Houston	12:00
St. Louis at Washington	1:00
San Diego at Cincinnati	1:00
San Francisco at New Orleans	1:00
Seattle at Cleveland	1:00
Tampa Bay at Detroit	1:00

NBC-TV Doubleheader Week

**MONDAY, NOVEMBER 12**

Philadelphia at Dallas (ABC)	8:00
------------------------------	------

**SUNDAY, NOVEMBER 18**  
(Twelfth Weekend)

Baltimore at New England	1:00
Cincinnati at Houston	3:00
Dallas at Washington	1:00
Denver at San Francisco	1:00
Detroit at Minnesota	1:00
Green Bay at Buffalo	1:00
Kansas City at Oakland	1:00
Miami at Cleveland	1:00
New Orleans at Seattle	1:00
New York Giants at Tampa Bay	4:00
New York Jets at Chicago	12:00
Pittsburgh at San Diego	1:00
St. Louis at Philadelphia	1:00

NBC-TV Doubleheader Week

**MONDAY, NOVEMBER 19**

Atlanta at Los Angeles (ABC)	6:00
------------------------------	------

**THURSDAY, NOVEMBER 22****(Thirteenth Weekend)****(Thanksgiving Day)**

Chicago at Detroit (CBS) . . . . . 12:30  
Houston at Dallas (NBC) . . . . . 3:00

**SUNDAY, NOVEMBER 25**

Buffalo at New England . . . . . 1:00  
Cleveland at Pittsburgh . . . . . 1:00  
Kansas City at San Diego . . . . . 1:00  
Los Angeles at San Francisco . . . . . 1:00  
Miami at Baltimore . . . . . 4:00  
Minnesota at Tampa Bay . . . . . 1:00  
New Orleans at Atlanta . . . . . 1:00  
Oakland at Denver . . . . . 2:00  
Philadelphia at Green Bay . . . . . 1:00  
St. Louis at Cincinnati . . . . . 1:00  
Washington at New York Giants . . . . . 1:00

NBC-TV Doubleheader Week

**MONDAY, NOVEMBER 26**

New York Jets at Seattle (ABC) . . . . . 6:00

**THURSDAY, NOVEMBER 29****(Fourteenth Weekend)**

New England at Miami (ABC) . . . . . 8:30

**SUNDAY, DECEMBER 2**

Atlanta at San Diego . . . . . 1:00  
Baltimore at New York Jets . . . . . 1:00  
Chicago at Tampa Bay . . . . . 1:00  
Cincinnati at Pittsburgh . . . . . 1:00  
Denver at Buffalo . . . . . 1:00  
Detroit at Philadelphia . . . . . 1:00  
Green Bay at Washington . . . . . 1:00  
Houston at Cleveland . . . . . 1:00  
Minnesota at Los Angeles . . . . . 1:00  
New York Giants at Dallas . . . . . 3:00  
San Francisco at St. Louis . . . . . 1:00  
Seattle at Kansas City . . . . . 1:00

CBS-TV Doubleheader Week

**MONDAY, DECEMBER 3**

Oakland at New Orleans (ABC) . . . . . 8:00

**SATURDAY, DECEMBER 8****(Fifteenth Weekend)**

Dallas at Philadelphia (CBS) . . . . . 12:30  
Denver at Seattle (NBC) . . . . . 1:00

**SUNDAY, DECEMBER 9**

Buffalo at Minnesota . . . . . 1:00  
Chicago at Green Bay . . . . . 12:00  
Cincinnati at Washington . . . . . 1:00  
Cleveland at Oakland . . . . . 1:00  
Kansas City at Baltimore . . . . . 2:00  
Los Angeles at Atlanta . . . . . 1:00  
Miami at Detroit . . . . . 1:00  
New England at New York Jets . . . . . 4:00  
New York Giants at St. Louis . . . . . 12:00  
San Diego at New Orleans . . . . . 3:00  
Tampa Bay at San Francisco . . . . . 1:00

CBS-TV Doubleheader Week

**MONDAY, DECEMBER 10**

Pittsburgh at Houston (ABC) . . . . . 8:00

**SATURDAY, DECEMBER 15****(Sixteenth Weekend)**

Green Bay at Detroit (CBS) . . . . . 4:00  
New York Jets at Miami (NBC) . . . . . 12:30

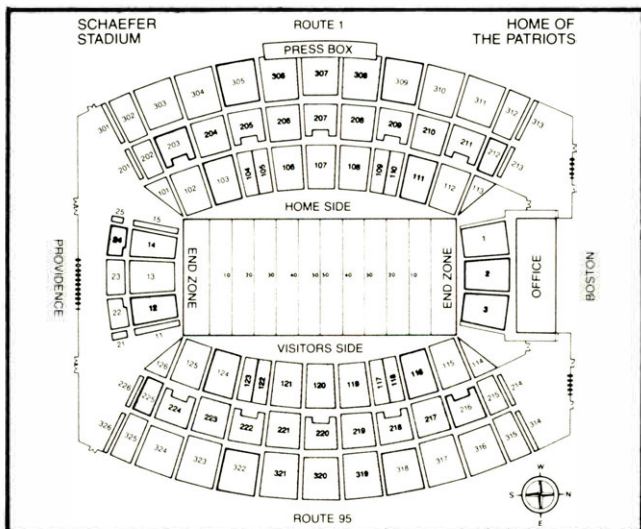
**SUNDAY, DECEMBER 16**

Baltimore at New York Giants . . . . . 1:00  
Buffalo at Pittsburgh . . . . . 1:00  
Cleveland at Cincinnati . . . . . 1:00  
Kansas City at Tampa Bay . . . . . 1:00  
Minnesota at New England . . . . . 1:00  
New Orleans at Los Angeles . . . . . 1:00  
Philadelphia at Houston . . . . . 3:00  
St. Louis at Chicago . . . . . 1:00  
San Francisco at Atlanta . . . . . 1:00  
Seattle at Oakland . . . . . 1:00  
Washington at Dallas . . . . . 3:00

NBC-TV Doubleheader Week

**MONDAY, DECEMBER 17**

Denver at San Diego (ABC) . . . . . 6:00



# LOCAL MEDIA CONTACTS

## NEWSPAPERS

- ASSOCIATED PRESS, 260 Summer Street, Boston.  
Dave O'Hara and Dick Braude (357-8100)
- ATTLEBORO SUN, 34 S. Main St., Attleboro.  
Peter Gobis (222-7000)
- BOSTON GLOBE, 135 Morrissey Blvd., Dorchester.  
Will McDonough, Ernie Roberts, Mike Madden  
(929-2873)
- BOSTON HERALD-AMERICAN, 300 Harrison Avenue.  
Dick Dew, Kevin Mannix (426-3000)
- BROCKTON ENTERPRISE, 60 Main Street.  
Pete Farley (586-6200).
- CHRISTIAN SCIENCE MONITOR, One Norway Street.  
Ross Atkins (262-2300).
- LAWRENCE TRIBUNE, 100 Turnpike Dr., N. Andover.  
Mike Gallant (685-1000)
- LOWELL SUN, 15 Kearney Square, Lowell.  
Dave McArdle (455-5671)
- LYNN ITEM, 38 Exchange Street, Lynn.  
Red Hoffman (593-7700)
- MIDDLESEX NEWS, 33 New York Ave., Framingham  
Curt Garfield (872-4321)
- NEW BEDFORD TIMES, 555 Pleasant St., New Bedford.  
Don Harrington (997-7411)
- PATRIOT LEDGER, 13 Temple Street, Quincy  
Ron Hobson (786-7063)
- PAWTUCKET TIMES, 23 Exchange St., Pawtucket, R.I.  
Ted Mulcahey (401-733-4000)
- PROVIDENCE JOURNAL (R.I.), 75 Fountain Street.  
Jim Donaldson (401-277-7340)
- SALEM NEWS, 155 Washington Street.  
Bill Kipouras (744-0600)
- SPRINGFIELD UNION-NEWS, 1860 Main Street.  
Carlo Imelio and Steve Kelly (413-787-5153)
- WORCESTER TELEGRAM-GAZETTE, 20 Franklin Street.  
Dick Cerasuolo and Dan Daly (523-4385)
- UNITED PRESS, 20 Ashburton Place, Boston.  
Peter May (227-4000)

## RADIO/TELEVISION

- WBZ (4), 1150 Soldiers Field Road, Boston.  
Roger Twibell and Jimmy Meyers (787-7819)
- WBZ (1030) 1150 Soldiers Field Road, Boston.  
Gil Santos and Bob Lobell (787-7249)
- WCVB (5), TV Place, Needham.  
Don Gillis and Bill O'Connell (449-0400)
- WEEI (590) 4450 Prudential Tower, Boston.  
John Carlson (262-8516)
- WHDH (850) 441 Stuart St., Boston.  
Dan Davis (247-0850)
- WJAR (10), 176 Weybosset Street, Providence.  
Ken Bell (401-751-5700)
- WITS (1510) 111 Broadway, Boston.  
Glen Ordway (426-1700)
- WNAC (7), 5 Government Center, Boston.  
Bob Gamere and Roy Reese (742-9000)
- WPRI (12), 25 Catamore Blvd., East Providence  
Mike Gorman (401-438-7200)
- WTEV (6), TV Center, New Bedford.  
116 Mike Lyon (993-2651)

# OFFENSIVE TEAM RECORDS BROKEN IN 1978

**Most Points, Game:**

55 vs. New York Jets, 10-29

**Most Consecutive Games Scoring:**

48 (1975-10-12 thru 1978-12-18)

**Most Touchdowns, Game:**

8 vs. New York Jets, 10-29

**Most First Downs, Season:**

322 in 1978

**Most First Downs, Rushing, Season:**

181 in 1978

**Most Net Yards Gained, Season:**

5965 in 1965

**Most Net Yards Gained, Game:**

529 vs. New York Jets, 10-29

**Most Rushing Attempts, Season:**

671 in 1978

**Most Rushing Yards, Season:**

3165 in 1978

**Most Rushing Touchdowns, Season:**

30 in 1978

**Fewest Yards Punting, Season:**

2137 in 1978

**Most Penalties, Game:**

14 at Cincinnati, 10-15

**Most Penalty Yards, Game:**

125 at Cincinnati, 10-15 and vs. New York Jets, 10-29

## OFFENSIVE TEAM RECORDS EQUALLED IN 1978

**Most Points, One Period:**

1st; 21 vs. New York Jets, 10-29

**Most PAT, Game:**

7 vs. New York Jets, 10-29

**Fewest FG, Season:**

12 in 1978

**Most Rushing TD, Game:**

4 vs. New York Jets, 10-29

## INDIVIDUAL TEAM RECORDS BROKEN IN 1978

**Most Consecutive Games, Scoring:**

45, John Smith, 1975-78

**Most PAT Attempted, Game:**

8, David Posey vs. New York Jets, 10-29

**Highest Avg. Rushing Gain, Lifetime:**

4.06 Sam Cunningham 1973-78 (1131-4600)

**Highest Passing Eff. Lifetime:**

51.48 Steve Grogan, 1975-78

**Most Reception Yards, Game:**

170, Stanley Morgan at Baltimore, 11-26

**Most Punt Returns, Lifetime:**

83, Mike Haynes, 1976-78

**Most Punt Returns Yards, Lifetime:**

991, Mike Haynes, 1976-78

**Most Fumbles, Lifetime:**

43, Sam Cunningham, 1973-78

**Most Opponents Fumbles Recovered, Game:**

3, Steve Nelson vs. Philadelphia, 10-8

## INDIVIDUAL TEAM RECORDS EQUALLED IN 1978

**Most PAT Made, Game:**

7, David Posey vs. New York Jets, 10-29

**Fewest Interceptions, Game:**

0, Steve Grogan, twice

**Most Own Fumbles Recovered, Game:**

2, Andy Johnson vs. Baltimore, 9-18

# DIVISION TIES

If, at the end of the regular season, two or more clubs in the same division finish with the best won-lost-tied percentage, the following steps will be taken until a champion is determined:

## Two Clubs

1. Head-to-Head (best won-lost-tied percentage in games between the clubs.)
2. Best won-lost-tied percentage in games played within the division.
3. Best won-lost-tied percentage in games played within the conference.
4. Best won-lost-tied percentage in common games, if applicable.
5. Best net points in division games.
6. Best net points in all games.
7. Best net touchdowns in all games.
8. Strength of schedule.
9. Coin toss.

## Three or More Clubs

(Note: If two clubs remain tied after a third club is eliminated during any step, tie-breaker reverts to Step One of two-club format.)

1. Head-to-Head (best won-lost-tied percentage in games among the clubs.)
2. Best won-lost-tied percentage in games played within the division.
3. Best won-lost-tied percentage in games played within the conference.
4. Best won-lost-tied percentage in common games.
5. Best net points in division games.
6. Best net points in all games.
7. Best net touchdowns in all games.
8. Strength of schedule.
9. Coin toss.

# WILD CARD TIES

If necessary to break ties to determine the two Wild Card clubs from each conference, the following steps will be taken:

1. If all the tied clubs are from the same division, apply division tie-breaker.
2. If the tied clubs are from different divisions, apply the following steps:

## Two Clubs

1. Head-to-Head, if applicable.
2. Best won-lost-tied percentage in games played within the conference.
3. Best net points in all games.
4. Best net touchdowns in all games.
5. Strength of schedule.
6. Coin toss.

## Three or More Clubs

(Note: If two clubs remain tied after third or other clubs are eliminated, tie-breaker reverts to Step One of applicable two-club format.)

1. Head-to-Head Sweep (Applicable only if one club has defeated each of the others or one club has lost to each of the others.)
2. Best won-lost-tied percentage in games played within the conference.
3. Best net points in all games.
4. Best net touchdowns in all games.
5. Strength of schedule.
6. Coin toss.

NOTE: Insertion of divisional and conference records in three or more club Divisional tie-breaker adds additional steps in determining division standing for scheduling purposes.

# NFL IMPORTANT DATES 1979-80

## 1979

July 5	Claiming period of 24 hours begins in waiver system. All waivers for the rest of the year are no-recall and no-withdrawal.
July 15	Deadline for a player who has practiced and/or played in the Canadian Football League or a minor league in 1979 to sign in the NFL, if he is to be eligible in the NFL for 1979.
Mid-July	Preseason training camps open.
July 28	Hall of Fame Game, Canton, Ohio: Dallas vs. Oakland.
August 2-4	First Preseason Weekend.
August 9-12	Second Preseason Weekend.
August 14	Roster cutdown to maximum of 60 players.
August 17-19	Third Preseason Weekend.
August 21	Roster cutdown to maximum of 50 players.
August 21	Simultaneously with the cutdown to 50, clubs that have players in the category of Physically Unable to Perform/Active must take one of the following options: Place player on Physically Unable to Perform/Reserve, ask waivers, trade player, or continue to count him on Active List.
August 23-25	Fourth Preseason Weekend.
August 27	Roster cutdown to maximum of 45 players.
September 1-3	Regular Season Openers.
September 6-10	Second Regular Season Weekend.
September 16-17	Third Regular Season Weekend.
September 18	Priority on multiple waiver claims in the same conference is now based on the current season's standings.
September 23-24	Fourth Regular Season Weekend.
Sept. 30 - Oct. 1	Fifth Regular Season Weekend.
October 7-8	Sixth Regular Season Weekend.
October 8-25	Players on Reserve/Physically Unable to Perform may begin practice in regular team sessions. After a maximum of two weeks, club must activate, waive, or keep player on Reserve List for remainder of the season.
October 9	All trading ends.
October 9	After this date and for the remainder of 1979, vested veterans placed on waivers will no longer have the option of electing free agency if claimed and about to be assigned to another club.
October 9	Deadline for re-signing, without the requirement of waivers, free agents released earlier in the year by the same club if such players have not been with any other club in the interim. See League Bylaws for procedures governing the signing of such a player after this date.
October 14-15	Seventh Regular Season Weekend.
October 18	For the remainder of the season, termination pay to vested veterans will be equal to one week's salary up to a maximum of \$5,000, payable after the end of the regular season schedule.
October 21-22	Eighth Regular Season Weekend.
October 25-29	Ninth Regular Season Weekend.
November 4-5	Tenth Regular Season Weekend.
November 11-12	Eleventh Regular Season Weekend.
November 17	Deadline for reinstatement of retired players.
November 18-19	Twelfth Regular Season Weekend.
November 22-26	Thirteenth Regular Season Weekend. (Nov. 22 is Thanksgiving Day).
Nov. 29 - Dec. 3	Fourteenth Regular Season Weekend.
December 8-10	Fifteenth Regular Season Weekend.
December 10-11	Balloting for AFC-NFC Pro Bowl.
December 12	Deadline for waiver requests in 1979.
December 15-17	Sixteenth Regular Season Weekend.
December 18	Deadline for postseason participants to sign free agents for playoffs. Players from Reserve/Injured may be added to postseason participants' rosters during playoff period only under applicable re-activation procedures.
December 18	Clubs may begin signing free agent players for 1980 Season.
December 23	Wild Card Playoffs.
December 29-30	Divisional Playoffs.

## 1980

January 6	AFC and NFC Championship Games.
January 20	Super Bowl XIV, Rose Bowl, Pasadena, Calif.
January 27	AFC-NFC Pro Bowl, Honolulu, Hawaii.



# *Notes*

# THE FRITO-LAY STORY



The Boys' Clubs of Boston, a major youth organization in the City of Boston, has benefited substantially during the last three years from the financial generosity of Frito-Lay, Inc. and the New England Patriots.

The Frito-Lay/New England Patriots/Boys' Clubs of Boston relationship was formed in 1976. This relationship has generated over \$120,000 to the benefit of boy and girl members of the Boys' Clubs of Boston. It is interesting to note that the amount of money generated at \$100 a point (originally it was \$500 per touchdown) has increased from \$34,100 in 1976 to \$43,200 in 1977 to \$45,200 in 1978 for a grand total to date of \$122,500. This unrestricted basic operating money helps subsidize the core program of the Boys' Clubs of Boston, which is essential for their entire program capability.



**Patriots President William H. Sullivan, Jr. (center) is shown holding a check representing the \$122,500 donated to the Boys Club of Boston by Frito-Lay as a result of the 1225 points scored by the Patriots during the 1976, 1977 and 1978 seasons. Joining Mr. Sullivan are Fred Davis, Executive Director of the Boys Club of Boston (left) and Frito-Lay Division Sales Manager Mike Grenert (right).**

It was in the summer of 1976 that Patriots Owner, William H. Sullivan, was contacted by the Frito-Lay officials to determine if he would like to participate in a program similar to what Frito-Lay had implemented with the Philadelphia Eagles. Mr. Sullivan, with his usual zest and enthusiasm, indicated to the Frito-Lay officials that the Boys' Clubs of Boston was the designated charity of the New England Patriots. He felt the Frito-Lay proposal presented a unique opportunity to further help the Boys' Clubs, which the New England Patriots had been doing since 1968. With Mr. Sullivan's endorsement in hand, Frito-Lay joined formally with the Boys' Clubs of Boston and this extraordinary community service troika was officially established. Frito-Lay, Inc. has dramatically demonstrated a corporate business commitment to the urban youth of Boston.

The Frito-Lay slogan is imprinted on the back of each New England Patriots admission ticket for the pre and regular season games. The Company sponsors a full-page advertisement in the PRO program books which are sold at each game. Of further significance is the fact that the Stadium Announcer broadcasts to the Stadium fans, after each and every touchdown, "That's another \$700 for the Boys' Clubs of Boston". An announcement is also made when field goals and safeties are scored. The stadium message board, in turn, flashes this message to the 60,000 plus football fans in attendance at each game. This public relations program enhances the Boys' Clubs of Boston's continuing efforts to generate the funding necessary to support their youth development programs in the City of Boston.

Frito-Lay, Inc. annually sponsors a Golf Tournament which involves the New England Patriots players and members of the Boston business community. There has been strong participation each year by the New England Patriots players in the Tournament. Consequently, these players have become very interested in the Boys' Clubs of Boston through the Frito-Lay program. Many of them have visited the Boys' Clubs and spoken at luncheons and dinners on behalf of the organization.

New England Patriots Owner, William H. Sullivan; General Manager, Bucko Kilroy; and Frito-Lay's Division Sales Manager, Mike Grenert were happy to announce that the program will again be offered in conjunction with the Boys' Clubs of Boston for the 1979 season. Frito-Lay official, Vice President of Public Relations, John McCarty, has personally presented checks to the Boys' Clubs of Boston on television and at the Stadium and has publicly stated that they feel everyone at Frito-Lay, Inc. can be extremely proud that their organization will again have the opportunity to "team up" with the New England Patriots to help the Boys' Clubs of Boston continue to offer youth development programs for over 4,000 urban boys and girls.

On numerous occasions, Joseph E. Lovejoy, President of the Boys' Clubs of Boston, has commended both Billy Sullivan for his vision in "adopting" the Boys' Clubs in the first instance in 1968 and Frito-Lay, Inc. as well for exemplifying the very finest traditions in American business, wherein substantive links are formed between corporate and charitable organizations. A happy marriage, to say the least.

# 1979 SCHEDULE

## PRESEASON

Aug. 4	at Atlanta	(SAT)	7:00*
Aug. 12	LOS ANGELES	(SUN)	1:00
Aug. 19	OAKLAND	(SUN)	1:00
Aug. 24	at Denver	(FRI)	7:30

## REGULAR SEASON

Sept. 3	PITTSBURGH	(MON)	9:00
Sept. 9	N.Y. JETS	(SUN)	4:00
Sept. 16	at Cincinnati	(SUN)	1:00
Sept. 23	SAN DIEGO	(SUN)	1:00
Oct. 1	at Green Bay	(MON)	8:00
Oct. 7	DETROIT	(SUN)	1:00
Oct. 14	at Chicago	(SUN)	1:00
Oct. 21	MIAMI	(SUN)	1:00
Oct. 28	at Baltimore	(SUN)	2:00
Nov. 4	at Buffalo	(SUN)	1:00
Nov. 11	at Denver	(SUN)	2:00
Nov. 18	BALTIMORE	(SUN)	1:00
Nov. 25	BUFFALO	(SUN)	1:00
Nov. 29	at Miami	(THURS)	8:30
Dec. 9	at N.Y. Jets	(SUN)	4:00
Dec. 16	MINNESOTA	(SUN)	1:00

\*all times local

★ ★ ★ ★ ★ ★ ★ ★ ★ ★ ★ ★

## ★ A SEASON OF CHAMPIONS ★

★ For Ticket Information Call or Write: ★

★ NEW ENGLAND PATRIOTS ★

★ TICKET OFFICE ★

★ Foxboro, Mass. 02035 ★

★ (617) 543-7911 (Foxboro) ★

★ (617) 262-1776 (Boston) ★

★ ————— ★

★ Sports Charge, (617) 426-8181 ★

★ ————— ★

★ All Ticketron Outlets ★

★ ★ ★ ★ ★ ★ ★ ★ ★ ★ ★ ★



# A WINNING TEAM

"BETCHA CAN'T EAT JUST ONE"

LAY'S is a trademark of Frito-Lay, Inc.