NEW ENGLAND PATRIOTS

MEDIA GUIDE

MEDIA RELATIONS CONTACTS

Stacey James
Vice President of Media Relations

Aaron Salkin
Director of Media Relations

Michael Jurovaty
Assistant Director of Media Relations

Anne Noland
Communications Strategist

The 2020 New England Patriots media guide has been prepared to assist all members of the media in their coverage of the Patriots during the 2020 season. Should you require additional information, further assistance or wish to arrange an interview, please contact a member of the Patriots media relations staff.

CONTACT INFORMATION

MEDIA RELATIONS MAIN NUMBER: 508-384-4203
GILLETTE STADIUM • ONE PATRIOT PLACE • FOXBOROUGH, MA 02035 • FAX: 508-543-9053

	Title	Office Phone	E-mail Address
Stacey James	Vice President of Media Relations	508-384-9105	staceyj@patriots.com
Aaron Salkin	Director of Media Relations	508-384-9111	aarons@patriots.com
Michael Jurovaty	Assistant Director of Media Relations	508-384-9195	mjurovaty@patriots.com
Anne Noland	Communications Strategist	508-549-0252	annen@patriots.com

MEDIA WEBSITE

www.patriots.com/media

The Patriots maintain a web site to further assist local and national media in covering the team. The site serves as the team's primary media credentialing system. In addition, the site contains all of the Patriots game press releases, statistics, transcripts and other reference material dating back to 2005.

2020 PATRIOTS SCHEDULE

REGULAR SEASON

Date		*Opponent*	*Time*	*Affiliate*	*Network*
Sunday, Sept. 13		Miami	1:00 p.m. ET	WBZ	CBS
Sunday, Sept. 20	**at**	**Seattle**	**8:20 p.m. ET**	**NBC Boston**	**NBC**
Sunday, Sept. 27		Las Vegas	1:00 p.m. ET	WBZ	CBS
Sunday, Oct. 4	at	Kansas City	4:25 p.m. ET	WBZ	CBS
Sunday, Oct. 11		Denver	1:00 p.m. ET	WBZ	CBS*
Sunday, Oct. 18		BYE WEEK			
Sunday, Oct. 25		San Francisco	4:25 p.m. ET	WBZ	CBS*
Sunday, Nov. 1	at	Buffalo	1:00 p.m. ET	WBZ	CBS*
Monday, Nov. 9	**at**	**N.Y. Jets**	**8:15 p.m. ET**	**WCVB**	**ESPN**
Sunday, Nov. 15		**Baltimore**	**8:20 p.m. ET**	**NBC Boston**	**NBC***
Sunday, Nov. 22	at	Houston	1:00 p.m. ET	WBZ	CBS*
Sunday, Nov. 29		Arizona	1:00 p.m. ET	WFXT	FOX*
Sunday, Dec. 6	at	L.A. Chargers	4:25 p.m. ET	WBZ	CBS*
Thursday, Dec. 10	**at**	**L.A. Rams**	**8:20 p.m. ET**	**WFXT**	**FOX/NFLN/Amazon**
Sunday, Dec. 20	at	Miami	1:00 p.m. ET	WBZ	CBS*
Monday, Dec. 28		**Buffalo**	**8:15 p.m. ET**	**WCVB**	**ESPN**
Sunday, Jan. 3		N.Y. Jets	1:00 p.m. ET	WBZ	CBS*

Bold indicates nationally televised games

*-Game time and network subject to possible flexible scheduling adjustment.

NEW ENGLAND PATRIOTS

2020 MEDIA GUIDE

GILLETTE STADIUM . ONE PATRIOT PLACE . FOXBOROUGH, MASSACHUSETTS

Super Bowl Championships (6): 2001, 2003, 2004, 2014, 2016, 2018

Conference Championships (11): 1985, 1996, 2001, 2003, 2004, 2007, 2011, 2014, 2016, 2017, 2018

Division Championships (22): 1963, 1978, 1986, 1996, 1997, 2001, 2003, 2004, 2005, 2006, 2007, 2009, 2010, 2011, 2012, 2013, 2014, 2015, 2016, 2017, 2018, 2019

Playoff Seasons (27): 1963, 1976, 1978, 1982, 1985, 1986, 1994, 1996, 1997, 1998, 2001, 2003, 2004, 2005, 2006, 2007, 2009, 2010, 2011, 2012, 2013, 2014, 2015, 2016, 2017, 2018, 2019

2019 Season In Review 221
2019 Statistics 222
Game-by-Game Statistics 225
Honors and Awards 236
Participation Chart 237
2019 Transactions 239

All-Time Results 335
Preseason 336
Regular Season 354
Postseason 460
Overtime Games 348
Prime-Time Games 340
Series 341
Attendance Figures 352
Offensive and Defensive Rankings 414

Biographies 7
Ownership Bios 7
Football Staff 19
Players 59
Gillette Stadium 4

Franchise History 241
Anniversary Teams 258
Coaches All-Time Records 43
Coaches All-Time Roster 44
All-Time Draft 308
Hall of Fame 242
Historical Timeline 267
Pro Bowl Selections 261
All-Pro Selections 263
Associated Press & Player of the Week Awards 265
Player of the Month Awards 266
Roster (All-Time) 285
Trades (2000-19) 328

Playoff History 459
Results 460
Records 461
Championship Game Summaries 468

Records 415
All-Time Leaders 416
Year-by-Year Leaders 426
Consecutive Records 434
Individual Records 436
Longest Plays 424
Playoff Records 461
Team Records 447
Patriots NFL Records 457

Reference 481
Patriots Charitable Foundation 488
Patriots Cheerleaders 486
Patriots Football Network 484
Pool Reporters 483
Preseason Television Network 483
Radio Broadcast Network 482
Staff Directory 487

2020 MEDIA GUIDE

The 2020 New England Patriots Media Guide was written and edited by the Patriots Media Relations Staff. This media guide includes a compilation of information that has been gathered and preserved by each of the team's previous media relations departments. Many thanks to everyone who has helped prepare and preserve this information.

Additionally, a digital version of this publication is updated in-season to reflect real-time statistics and includes additional capabilities such as feature video links located on individual player pages. That version can be found online at https://media.patriots.com.

Editors: Aaron Salkin, Michael Jurovaty

Editorial Assistance: Eric Adler, Jacqi Collins, Stacey James, Anne Noland

Design:
Dwight Darian, Michelle Muise

Layout:
Michael Jurovaty

Photography:
Tom Croke, David Silverman

Advertising Sales:
Murray Kohl

Gillette STADIUM

www.GilletteStadium.com @GilletteStadium

Gillette Stadium, home of the New England Patriots, is the region's premier sports and entertainment venue. Since opening in 2002, every Patriots home game has sold out and fans have enjoyed more regular season and postseason victories than any other team in the NFL.

In 18 seasons, the venue has hosted more than 11 million football fans attending Patriots games and has been the site of seven AFC Championship games – six of them being Patriots victories. During that span, the Patriots own the NFL's best record at home with an overall record of 139-27, including a 19-4 playoff record in Foxborough.

The Kraft family continually invests in Gillette Stadium with improvements designed to keep the venue on the cutting edge and enhance the fan experience. To that end, the stadium will be spending the next several years renovating and refreshing the main concourse with new concession concepts, including beer halls and grab-and-go food and beverage options and more communal gathering areas. Notable infrastructure updates for the 2019 season included installing the Super Bowl LIII championship banner; expanding and redesigning the uBid Gate; redesigning the Patriots four merchandise stands on the main concourse; refreshing the aesthetic of the concession stands in the upper concourse and expanding the Patriots Player Dining Room.

NOTABLE GILLETTE STADIUM IMPROVEMENTS

2010: Installed two Daktronics high-definition LED video scoreboards.
2011: Remodeled the Putnam Club to offer 120,000 square feet of comfort.
2012: Became one of the largest NFL venues to offer free WiFi with enough bandwidth to accommodate every fan.
2013: Installed more than 14,000 square feet of LED ribbon boards and four digital panels above the main concourse; Launched Patriots Gameday Live App to offer fans exclusive in-game content.
2014: Installed LED signage throughout the stadium; Upgraded the field surface; Expanded football operations facility by 30,000 square feet.
2015: Reconfigured Super Bowl Championship banner display; Opened the Optum Field Lounge, Cross Insurance Pavilion & Business Center, DraftKings Fantasy Sports Zone and two super suites; Expanded the CarMax pedestrian bridge in the north end of the stadium; Installed additional LED ribbon boards.
2016: Remodeled suites; Expanded administrative offices; Upgraded the venue's WiFi; Introduced new concessions featuring locally sourced ingredients from New England-based farms.
2017: Reconfigured Super Bowl Championship banner display; Opened Union Point and the JetBlue Landings on the upper concourse; Installed a stainless steel food and drink rail encircling the entire 300-level.
2018: Renovated the Patriots Locker Room; Redesigned and expanded the Bank of America Gate; Converted stadium field lights to LED; Renovated the Putnam Clubs; Installed stainless steel food and drink rails in the north and sound ends of the main concourse; Constructed more enclosed gathering spaces throughout the upper concourse; Added more TVs throughout the upper concourse.

Gillette Stadium is also the home of Major League Soccer's New England Revolution and annually hosts an array of sports and entertainment events like international soccer matches, NCAA athletics, Feld Motor Sports and high school football state championships. In 2016, the stadium hosted the NHL Winter Classic. Gillette Stadium is also one of the world's top grossing concert venues, according to Billboard, and has hosted many of the biggest acts in music, including Taylor Swift, Kenny Chesney, the Rolling Stones, Bruce Springsteen, Billy Joel and Elton John, Coldplay and Beyoncé, just to name a few.

The stadium's design celebrates New England's heritage with a stylized lighthouse and bridge that greets fans entering from Patriot Place Plaza and creates the stadium's signature view.

GILLETTE STADIUM QUICK HITS

Construction started	2000
Stadium Opened	2002
Capacity	65,878
Club Seats	6,000
Luxury Suites	88
Width of concourses	up to 70 feet
Concession Locations	500+
HD video boards	2 (41.5' x 164' and 45' x 100')
Stadium footprint	17.3 acres
Stadium area	1.9 million square feet
Television monitors	1,000+
Points of distributed sound	2,000+

GILLETTE STADIUM FUN FACTS

The Height of Design
The stadium's signature lighthouse in the north end zone rises 10 stories above the playing field, but is dwarfed by the height of the stadium itself, which is 16 stories tall.

Worth the Weight
Approximately 6,300 pieces of blue steel form the structure of Gillette Stadium, weighing in at 16,000 tons.

Lap of Luxury
The Putnam Clubs on each side of Gillette Stadium are larger than a football field, with cathedral ceilings four stories high and a floor-to-ceiling glass wall providing an end zone to end zone view of the field.

The Suite Life
The stadium's 88 luxury suites each have granite-topped wet bars, marbled bathrooms and personal attendants.

Making Room
The construction of Gillette Stadium required the removal of 90,000 cubic yards of blasted bedrock, 310,000 cubic yards of total excavated material and the demolition of the old Foxboro Stadium and race-track. All materials were repurposed into the construction of Gillette Stadium.

Concrete Example
The foundation of Gillette Stadium consists of 17,500 cubic yards of concrete, enough to build a sidewalk from here to Boston, on both sides of the street.

A Light Snack
On a typical game day, Patriots fans eat more than one ton of Italian sausage and warm up with 186 gallons of clam chowder.

Teamwork
Up to 5,000 staff are necessary to operate Gillette Stadium for a Patriots game, at a ratio of one worker for every 13.7 fans.



The Patriots Hall of Fame presented by Raytheon Technologies offers a cutting-edge, highly-interactive museum experience. It showcases New England Patriots history while providing a permanent home to the team's hall of fame. The facility features 20,000 square feet of exhibit space and utilizes the latest in design concepts and multimedia technology to bring the Patriots story to life. Its incredible Super Bowl Experience gallery has undergone renovations over the last five years and houses all six Vince Lombardi Super Bowl Championship Trophies as well as the stories and highlights behind those championships. The Hall of Fame's integrated STEM (science, technology, engineering and math) program touches more than 20,000 school field trip visitors annually while also honoring a Massachusetts STEM Teacher of the Year. The Hall of Fame opened in 2008 and is a unique sports hall of fame and interactive experience as well as a must-visit attraction for Patriots and football fans alike.

"One of the greatest things about sports is the bond players and fans share. You feel like you've lived through the same experiences and share the same memories. That was one of our motivations in building The Hall. We wanted to create a place where our fans and alumni could visit and relive those moments together. We wanted to preserve the legacy of this franchise and give our greatest players the most prominent display of any hall of fame in the world."

— ROBERT KRAFT

The experience begins as visitors enter an elevator on the ground floor and hear a voice from Patriots history welcoming them to The Hall of Fame. The journey continues through 20,000 square feet and two stories until visitors reach one of The Hall of Fame's signature exhibits and its premier photo opportunity: the Patriots' six Lombardi trophies.

The Hall of Fame features interactive exhibits designed to educate and entertain. Visitors receive instruction from Patriots Head Coach Bill Belichick on how plays in the Patriots' playbook are designed. They also step inside a game-used replay booth and make the call on an instant replay review with instruction from former NFL Vice President of Officiating Mike Pereira. Additionally, fans can make Malcolm Butler's famous championship-clinching interception in The Hall of Fame's incredible Super Bowl Experience exhibit.

The Hall of Fame's 25 high-definition touch screen kiosks allow visitors to interact with the exhibits in unique ways. Exclusive video content is also displayed on 34 high-definition TV monitors, 11 projection screens and the 45-foot-wide panoramic movie screen in the Raytheon Theater, where a 17-minute signature film plays every 20 minutes.

Each Patriots Hall of Famer is immortalized on 30-foot high, five-foot wide video pylons utilizing high-resolution LED displays. Fans can choose which Hall of Famer to highlight on one of four touch screen kiosks, causing the pylons to come alive with video and images of each player while additional information is displayed on the screen below.

To complement the audiovisual experiences, there are thousands of football artifacts on display at The Hall of Fame, ranging from the priceless (a football from the 1876 Harvard-Yale game) to the quirky (the infamous snow plow that cleared the way for a Patriots win over the Dolphins in 1982) to the sublime (The Patriots' six Super Bowl rings).

In partnership with the Raytheon Technologies, The Patriots Hall of Fame presents an integrated math and science education program featuring STEM modules that engage field trip students in real-life, football-related experiences using the engineering design process and other standards-based activities. The Hall of Fame added a new educational interactive in 2013 in conjunction with Raytheon -- a passing and kicking game called, "By the Numbers," in which participants input information to complete a pass or kick a field goal. Additionally, all visitors can experience the "In the Numbers" exhibit, presented by Raytheon Technologies, which uses football to teach math and science in a fun and interactive way.

In 2015, Yankee magazine named The Patriots Hall of Fame "Best Sports Museum". In 2009, The Hall of Fame received a Gold MUSE Award from the American Association of Museums and The Hall's signature film, "Patriots Way," won a CINE Golden Eagle Award. The Hall of Fame was also named to Boston Globe Magazine's Best of the New and was a Yankee magazine Editor's Choice recommendation. For more information, please visit www.patriotshalloffame.com.

THE POWER TO

share success

How does a military officer succeed in a civilian career? Brian Jones was determined to find out. After 8 years serving our country, he returned home and found his footing with help from other veterans at Bank of America. His mentor taught him how to apply his military thinking to his new job. Now Brian himself mentors new veterans, and passes down what he learned from transforming that new civilian job into a fulfilling career.

Bank of America values the strong sense of teamwork and leadership that veterans can bring to a business. To learn more about Brian's story and Bank of America's commitment to hiring and mentoring veterans, visit bankofamerica.com/militarysupport.

What would you like the power to do?®

BANK OF AMERICA

OWNERSHIP

ROBERT **KRAFT**

CHAIRMAN & CEO

DIVISION TITLES: 96, 97, 01, 03, 04, 05, 06, 07, 09, 10, 11, 12, 13, 14, 15, 16, 17, 18, 19

CONFERENCE TITLES: 96, 01, 03, 04, 07, 11, 14, 16, 17, 18

SUPER BOWLS: 01, 03, 04, 14, 16, 18

Robert Kraft, founder, chairman and CEO of the Kraft Group, is an American entrepreneur, investor and philanthropist whose portfolio of businesses and brands range across many verticals, including paper and packaging, sports and entertainment, real estate and venture investing. His holdings include the New England Patriots, New England Revolution, Boston Uprising, Gillette Stadium, International Forest Products, Rand-Whitney Group, Rand-Whitney Containerboard and a portfolio of more than 100 venture and private equity investments.

A lifelong football fan and 23-year New England Patriots season-ticket holder before buying the team, Kraft became the chairman and CEO of the Patriots when he took ownership on Jan. 21, 1994. That day he pledged, "My objective in buying the Patriots is to help bring a championship to New England." That seemed to be a tall order considering the team's prior success rate. Now, 26 years later, the Patriots boast six Lombardi Trophies and the highest winning percentage in all of professional sports.

In the five years prior to Kraft's ownership, the team had only won 19 of 80 games (.238 winning percentage) with no playoff appearances. In fact, in the 34-year history of the franchise (1960-93), the Patriots had won just 229 games (including playoffs), averaging just 6.6 wins per season, and had qualified for the playoffs a mere six times.

The year Kraft bought the team (1994), the Patriots advanced to the playoffs for the first time in eight seasons. In his first five years of ownership, the Patriots won 49 games and qualified for the playoffs four times, even advancing to the Super Bowl in just his third season at the helm (1996). Over Kraft's 26 seasons (1994-2019), the Patriots won an unprecedented 324 games (including playoffs) for an average of 12.5 wins per season. NFL history.

Playoff games offer another stark contrast. Prior to 1994, Patriots fans had only been treated to one home playoff game, which the Patriots lost to the Houston Oilers in 1978. Since 1994, the Patriots have qualified for the playoffs 21 times — 19 as division champions — and hosted 27 home playoff games, in which they have gone 23-4 (.852).

The worst-to-first ascent of the New England Patriots since Kraft purchased the team may be the greatest in sports history. Under Kraft's leadership, the Patriots have incurred the fewest losing seasons (2) in the NFL since 1994, recorded at least nine wins in 23 of 26 seasons and won more division titles (19) and conference crowns (10) than any other NFL team. In 2018, the Patriots claimed their sixth Super Bowl championship during Kraft's tenure. No other team has more in NFL history.

INSTALLING HIS VISION

It didn't take long for Kraft's vision to come into focus. His personal investment in the team restored the faith of Patriots fans and rejuvenated interest throughout New England. The year he bought the team, season ticket sales soared to new heights, eclipsing 40,000 for the first time in franchise history. By the start of his first season, every game was sold out, a feat that had never been accomplished in the franchise's previous 34 seasons. That achievement ensured that local broadcast blackouts would be lifted and every Patriots game, home and away, would be televised throughout New England for the first time in team history. Since then, every game has been sold out. Entering the 2020 season, the Patriots have sold out 285 consecutive home games, including all preseason and playoff games, dating back to the first regular-season home game in 1994.

Kraft and the Patriots organization have built a winning team in the community. Established in 1994, the New England Patriots Foundation was created to support charitable and philanthropic agencies throughout New England.

"MY OBJECTIVE IN BUYING THE PATRIOTS IS TO HELP BRING A CHAMPIONSHIP TO NEW ENGLAND."

— ROBERT KRAFT, JAN. 21, 1994

ASCENSION

The transformation of the Patriots under Kraft's leadership constitutes one of the greatest franchise revivals in sports history. After winning back-to-back Super Bowls and three titles in four years, Forbes magazine named the Patriots "The Best Team in Sports" in 2005.

In 2007, the New England Patriots won a then franchise-record fifth consecutive division title. They also became the first NFL team to win 16 games during the regular season and the only team to ever win 18 consecutive games in one season. The undefeated regular season boosted the team's regular-season record from 2003 to 2007 to 66-14 for a remarkable .825 winning percentage. The 66 regular-season wins in that span are the most by any team over any five-year stretch in NFL history. Additionally, from Oct. 5, 2003, to Nov. 8, 2008, the Patriots won 81 games and lost only 19, matching the most successful 100-game stretch since the league was founded in 1920.

The Kraft-era Patriots also set three significant NFL records for consecutive wins. From 2003-04, the Patriots won 21 consecutive games, including playoffs. From 2006-08, the Patriots won 21 consecutive regular-season games. Additionally, the Patriots established an NFL record by winning 10 consecutive playoff games (2001-05). During that time, the Patriots also won 21 consecutive games at Gillette Stadium, the longest home win streak in franchise history. The Patriots tied that home win streak after winning their 21st consecutive home game on Nov. 24, 2019.

The success the Patriots sustained during the first two decades of the new millennium is unrivaled. The Patriots 126 total victories (including playoffs) from 2000-09 were at the time, the most by any team in one decade in the history of the NFL. The decade of dominance featured more Super Bowl titles (3), conference titles (4), division titles (7), playoff wins (14), victories in a single season (18) and victories in a regular season (16) than any other team. In addition, no other NFL team hosted more playoff games (9) or played in more playoff games (18) than the New England Patriots. The sustained success earned the franchise "Team of the Decade" acclaim from many publications. The ensuing decade was even more productive with 141 total victories, 10 division titles, five conference crowns, 23 playoff games and three Super Bowl wins.

GETTING HIS START

Kraft launched his career in the paper and packaging industry with Rand-Whitney Group, Inc., of Worcester, Massachusetts, a company he later acquired. Under his leadership, the Kraft Group's paper and packaging division has grown into one the largest privately-owned and fully-integrated paper and packaging companies in America consisting of corrugated packaging facilities, paper mills, global paper

BEST IN SPORTS

After claiming their third Super Bowl in four years, Forbes selected the New England Patriots as the best team in sports. The accompanying article recognized how Robert Kraft built the Patriots organization into a winner on and off the field.

A WINNING TRADITION

Robert Kraft's winning percentage with the Patriots (.698) since taking over the team in 1994 is the highest among all owners/ownership groups with at least 200 wins (regular and postseason). He is one of just four owners with at least 200 wins and a winning percentage over .600.

Owner	*Team*	*Years*	*Winning Pct.*
Robert Kraft	**Patriots**	**1994-present**	**.698**
Eddie DeBartalo, Jr.	49ers	1977-99	.636
Clint Murchison, Jr.	Cowboys	1960-83	.634
Joe Robbie	Dolphins	1966-89	.609
Pat Bowlen	Broncos	1984-present	.596

THE KRAFT ERA

Prior to 1994, the Patriots qualified for the playoffs just six times during their first 34 seasons (1960-93). In the 26 seasons since Robert Kraft has taken ownership, the Patriots have qualified for the playoffs 21 times, 19 times as division champions, and have won 10 conference titles and six Super Bowl championships.

	Pre-Kraft 1960-93	*1989-93*	*Kraft Era 1994-2019*
Overall Record	225-276-9	19-61	324-140
Winning Pct.	.450	.238	.698
Super Bowl Titles	0	0	6
Conference Titles	1	0	10
Division Titles	3	0	19
Playoff Seasons	6	0	21
Playoff Record	4-6	0-0	33-15
Home Playoff Games	1	0	27
Home Playoff Record	0-1	0-0	23-4

300 WINS

Robert Kraft reached 300 career wins overall on Sept. 30, 2018, in the Patriots 38-7 win vs. Miami. He reached 300 career wins in 432 career games, the fastest an owner has reached the milestone. Kraft enters the 2020 season with 324 wins as an owner (including playoffs).

Owner	*Team*	*Games to 300 Wins*
Robert Kraft	**Patriots**	**432 (25 seasons)**
Al Davis	Raiders	495 (31 seasons)
Pat Bowlen	Broncos	501 (30 seasons)

SUCCESS STORY

Since Robert Kraft bought the team in 1994, the Patriots have become the most successful franchise in the NFL. For the past 26 seasons (1994-2019), the Patriots have won more Super Bowl Championships (6), more conference championships (10) and more division titles (19) than any other NFL team. In addition to championships, the Patriots have also won more, and more often, than any other NFL team, claiming 324 total victories and a .698 winning percentage, including 33 postseason wins.

SUPER BOWL CHAMPIONSHIPS SINCE 1994

New England Patriots	**6**
Denver Broncos	3
Baltimore Ravens	2
Green Bay Packers	2
New York Giants	2
Pittsburgh Steelers	2

CONFERENCE CHAMPIONSHIPS SINCE 1994

New England Patriots	**10**
Pittsburgh Steelers	4
Denver Broncos	4
Green Bay Packers	3
Los Angeles Rams	3
New York Giants	3
Seattle Seahawks	3

DIVISION CHAMPIONSHIPS SINCE 1994

New England Patriots	**19**
Pittsburgh Steelers	13
Green Bay Packers	13
Indianapolis Colts	10

PLAYOFF VICTORIES SINCE 1994

New England Patriots	**33**
Green Bay Packers	21
Pittsburgh Steelers	20
Baltimore Ravens	15
Indianapolis Colts	15
Philadelphia Eagles	15

TOTAL VICTORIES SINCE 1994

New England Patriots	**324**
Green Bay Packers	283
Pittsburgh Steelers	282
Indianapolis Colts	257
Denver Broncos	256

OVERALL WINNING PERCENTAGE SINCE 1994 (INCLUDING POSTSEASON)

Team	*W*	*L*	*T*	*Pct.*
New England Patriots	**324**	**140**	**0**	**.698**
Pittsburgh Steelers	282	166	2	.629
Green Bay Packers	283	169	2	.626
Denver Broncos	256	183	0	.583
Indianapolis Colts	257	190	0	.575

PLAYOFF WINNING PERCENTAGE SINCE 1994

Team	*W*	*L*	*Pct.*
New England Patriots	**33**	**15**	**.688**
Denver Broncos	14	9	.609
Baltimore Ravens	15	10	.600
Pittsburgh Steelers	20	14	.588
New York Giants	10	7	.588
San Francisco 49ers	14	10	.583

SUSTAINED SUCCESS

The Patriots won more than half of their games for the 19th straight year in 2019. They are the first team to win more than half of their games in 19 straight seasons since the 1970 AFL-NFL merger.

MOST CONSECUTIVE WINNING SEASONS (since 1970 merger)

New England (2001-19)	**19**
San Francisco (1983-98)	16
Dallas (1970-85)	16
Oakland (1970-80)	11

The Patriots are the only team in the NFL to have recorded nine or more wins in each of the last 19 seasons.

MOST SEASONS OF 9+ WINS SINCE 2001

New England	**19**
Pittsburgh	14
Indianapolis	13
Seattle	13
Green Bay	12
Philadelphia	12

New England won at least 11 regular-season games for the 10th consecutive season in 2019. It marked the 21st-time in team history that the team has won at least 11 games, most in the NFL since the 1970 merger.

CONSECUTIVE SEASONS OF 11+ WINS SINCE 1970 MERGER

Team	*Years*	*Consec. 11+ Win Seasons*
New England	**2010-19**	**10**
Indianapolis	2003-09	7
Dallas	1992-95	4

distribution and waste paper processing. International Forest Products, a global distributor and marketer found by Kraft in 1972, is the seventh-largest exporter in North America and has consistently been ranked among the top 10 in the annual rankings published by The Journal of Commerce. Within his companies, Kraft also built the first paper mill that produces product from 100 percent post-consumer fiber and waste water in the country. In doing so, he set a new industry standard for environmental responsibility which he has modeled across his other businesses.

Throughout Kraft's professional career, many of his biggest risks have yielded the greatest rewards. That was true throughout his pursuit of Patriots ownership, beginning in 1985 when he first purchased an option on the land surrounding the old stadium in Foxborough, Massachusetts. It was a large investment for an underdeveloped parcel of land, but proved to be an important first step in a long process toward buying the Patriots. In 1988, he took another step by purchasing the stadium out of bankruptcy court. With a binding lease through 2001, the acquisition of the old stadium proved to be an invaluable asset in Kraft's quest toward owning the team.

When his opportunity came to buy the team in January of 1994, Kraft faced a difficult business dilemma. He had to decide between committing over $172 million of family resources to purchase the Patriots or accept a lucrative $75 million buyout offer to void the final years of the team's stadium lease and allow the team to move out of New England. On Jan. 21, 1994, Kraft passed on the buyout offer, choosing instead to make an 11th-hour bid to buy the team. On Feb. 26, 1994, a day after Kraft earned league approval, season tickets for the 1994 season went on sale and Patriots fans showed their support for Kraft's decision in record numbers. By the end of the first business day, amidst a winter Nor'eas-

ter, 5,958 season ticket orders were processed, shattering the previous single-day sales record of 979. The show of support validated Kraft's decision to buy the team and gave him the confidence to focus on another long-term project with great financial risk: the private-financing and construction of Gillette Stadium.

In his first year of ownership, the Patriots won their final seven regular-season games to qualify for the postseason, ending an eight-year playoff drought. By his fifth anniversary as owner, under the direction of two different head coaches, the Patriots had already established themselves as perennial playoff contenders, qualifying for the postseason four times, twice as division champions. In 1996, the Patriots claimed their first division title in 10 years. After defeating Pittsburgh in the playoffs that year, the Patriots hosted their first conference championship game in franchise history and defeated Jacksonville, 20-6, to advance to Super Bowl XXXI.

BUILDING GILLETTE

From 2000 to 2002, the Kraft Group's construction and real estate development team oversaw the on-time and on-budget construction of Gillette Stadium, a privately-financed facility and the only one of its kind to be financed without the burden of personal seat license fees charged to season ticket members. The financial commitment from Kraft provided a solid foundation on which to build for the first time in the franchise's nomadic history. Moving from Foxboro Stadium into majestic Gillette Stadium marked another worst-to-first transformation for the Krafts, who now operate New England's premier entertainment venue. After opening Gillette Stadium, Kraft was recognized as the Sports Executive of the Year by one national publication and he and Jonathan Kraft were named Sports Industrialists of the Year by another.

The construction of Gillette Stadium was the first project of the Kraft Group's development team. In 2007, the Kraft Group expanded the development of the site with the construction of Patriot Place, a mixed-use lifestyle center and entertainment destination.

LOVE OF SPORTS

Kraft is widely recognized as one of the most successful owners in professional sports. His long-standing support of soccer in the United States dates back to his efforts in the early 1990s to secure Foxborough as one of the nine host venues for the 1994 FIFA World Cup and become one of three principal investors in Major League Soccer when he founded the New England Revolution in 1995. In 2017, Kraft was named Honorary Chairman of the Board of the United Bid Committee of Canada, Mexico and the United States and helped secure the 2026 FIFA World Cup for North America.

As Chairman and CEO of the New England Patriots, Investor/Operator of the New England Revolution and owner of Gillette Stadium and Patriot Place, Kraft has turned the underdeveloped parcel of land he purchased in 1985 in Foxborough, into a world-class sports and entertainment destination in New England.

PERSONAL

A native of Brookline, Massachusetts, Kraft attended public schools before entering Columbia University on an academic scholarship. Following graduation, he received a fellowship to attend Harvard Business School, where he earned his master's degree in business administration.

Kraft's love for football and the Patriots began decades ago. A Patriots fan since their AFL days in the 1960s, Kraft attended games at each of the team's Boston venues: Boston University Field, Fenway Park, Boston College's Alumni Stadium and Harvard Stadium. When the Patriots moved to then Schaefer Stadium in 1971, Kraft invested in season tickets for his family. He credits the memories and experiences shared with his family and other Patriots fans during those years for his passionate pursuit of ownership of the franchise.

2020 NFL OWNER COMMITTEES

While Kraft gets credit for resurrecting the once wayward Patriots franchise, he's also often cited as a key contributor in many of the league's major contract negotiations. He is the chairman of the NFL's Media Committee and an active member of three other committees.

- Media Committee - Chairman
- Compensation Committee
- Finance Committee
- Management Council Executive Committee

The Boston Globe

Tuesday, July 26, 2011

Kraft, his heart heavy, lifts NFL

Patriots owner helped bring accord during his wife's final days

By Greg A. Bedard
Globe Staff

The National Football League is back in action. And Patriots owner Robert Kraft is getting much of the credit.

Not only did Kraft help owners and players end a 135-day lockout and agree to a 10-year deal, but he did so while tending to his wife, Myra, who died Wednesday of cancer.

The role Kraft played in the negotiations was not lost on anyone at yesterday's press conference announcing the deal. Nor was the memory of his wife.

"A special thanks to Myra Kraft, who even in her weakest moment allowed Mr. Kraft to come and fight this out and without him, this deal does not get done," said Jeff Saturday, a representative of the NFL Players Association and a center for one of the Patriots' biggest rivals, the Indianapolis Colts.

He added that Kraft is "a man who helped us save football and we're so gracious for that, we're gracious for his family and for the opportunity he presented to get this deal done. So thank you very much — we really appreciate it."

Saturday and Kraft then embraced, in what will be the enduring image of this often contentious labor battle.

Kraft was at the press conference at the invitation of NFL commissioner Roger Goodell and Players Association executive director DeMaurice Smith.

KRAFT, Page A12

Looking ahead

Team facilities open to players today, while fans come away unscathed by the lockout. C1.

Joy in Foxborough

The settlement gives a lift to businesses that cater to Gillette Stadium patrons. B1.

Indianapolis Colts center Jeff Saturday embraced Robert Kraft in Washington yesterday after leading the Patriots owner and his wife, Myra, who died last week.

"WITHOUT HIM, THIS DEAL DOES NOT GET DONE. HE IS A MAN WHO HELPED US SAVE FOOTBALL AND WE'RE SO [GRATEFUL] FOR THAT. WE'RE [GRATEFUL] FOR HIS FAMILY AND FOR THE OPPORTUNITY HE PRESENTED TO GET THIS DEAL DONE."

— FORMER INDIANAPOLIS COLTS C JEFF SATURDAY ON ROBERT KRAFT'S ROLE IN THE NEGOTIATIONS OF THE 2011 CBA

In addition to serving on several NFL owner committees, Kraft also serves on the board of directors for Apollo Global Management, the Apollo Theater and The Engine, built by MIT. He is also a retired member of the Federal Reserve Bank of Boston. He is a distinguished trustee for the Dana-Farber Cancer Institute, where he established the Kraft Family Blood Donor Center, and is a member of the executive committee of the Massachusetts Competitive Partnership. Kraft is a trustee emeritus at Columbia, a trustee of Boston College and has received honorary degrees from several colleges and universities. He was awarded the NCAA's highest honor when he received the Theodore Roosevelt Award, "presented annually to a distinguished citizen of national reputation and outstanding accomplishments." He has also received the Harvard Business School Alumni Achievement Award as well as the prestigious honor of being inducted into the 231st class of American Academy of Arts and Sciences, one of the nation's oldest and most learned societies. In 2012, he became the first NFL owner to receive the Pro Football Writers Association's George Halas Award. That year, he was also inducted into the Columbia Athletic Hall of Fame. In 2013, he received the Carnegie Hall Medal of Excellence. In 2016, Kraft was inducted into the Broadcasting & Cable Hall of Fame.

Robert Kraft and his family have consistently donated time, resources, relationships and expertise to a wide range of charities, nonprofits and causes, resulting in lifetime giving in excess of $500 million. While his philanthropic efforts have been a pillar of his life for more than 50 years, his contributions across a range of causes, particularly focused on social justice and healthcare, have received well-deserved recognition in recent years.

For the past six years, Kraft has made surprise catalyst gifts on a monthly basis to New England-based nonprofits with the purpose of creating equity for our most vulnerable populations. These gifts have exceeded $10 million through the Kraft Family Foundation, as it seeks to support initiatives that provide equal access and opportunities, facilitate social and economic mobility and create social safety nets where they do not currently exist. In 2019, Kraft became a founding partner in creating the REFORM Alliance, a foundation focused on American criminal justice reform through changing laws, policies, hearts and minds to reduce the number of long-term incarcerations resulting from minor probation and parole violations. Kraft was also awarded the 2019 Genesis Prize, referred to as the "Jewish Nobel" by Time magazine. As the Genesis Prize Laureate, Kraft announced a $20 million commitment to establish a foundation to combat antisemitism.

FEWEST WEEKS WITH A LOSING RECORD SINCE 2001

New England	**12**
Pittsburgh Steelers	63
Baltimore Ravens	67
Green Bay Packers	70
Denver Broncos	73

DYNASTY VS. DYNASTY

Of all of the great teams throughout the Super Bowl era, the New England Patriots and the San Francisco 49ers have set a standard of extended excellence above all of the others. The 49ers run of success spanned two decades, while New England's streak is still in progress.

49ERS (1981-98)		*PATRIOTS (2001-PRESENT)*
5	Super Bowl Appearances	9
5	Super Bowl Titles	6
10 in 18 years	Conference Title Games	13 in 19 years
22-11 (.667)	Playoff Record	30-11 (.696)
13	Division Titles	17
16	Playoff Seasons	17
207-72-1 (.741)	Regular Season Record	232-72 (.763)
108	Pro Bowl Selections	94
21 in 18 years	Home Playoff Games	24 in 19 years
13 in 18 years	First-Round Byes	13 in 19 years
4 in 18 years	Playoff One-and-Dones	3 in 19 years
122 (1990-99)	Most Wins in a Decade	141 (2010-19)

The Kraft family believes that equity of access to quality education and healthcare are the cornerstones to a vibrant and successful community and have established more than three dozen permanent endowments at educational, healthcare and social service organizations. In addition, Kraft donated $25 million to Mass General Brigham to establish the Kraft Center for Community Health, an initiative designed to develop solutions for the most difficult health problems. The Kraft Center services include a mobile health program with a CareZone mobile van, which offers opioid addiction treatments, COVID-19 testing and other health care services in under-served communities throughout Boston. The Kraft family also committed $20 million to Harvard Business School to establish the Kraft Precision Medicine Accelerator, an initiative to pursue programs to realize the potential of precision medicine in care of cancer and other serious diseases.

Kraft has supported many initiatives and donated millions of dollars to help those in need during the COVID-19 crisis. As local hospitals were experiencing shortages in personal protective equipment, Kraft teamed up with Massachusetts Governor Charlie Baker to secure more than 1.8 million respirator masks for frontline workers in Massachusetts, New York and Rhode Island. He also partnered with Massachusetts Military Support Foundation's Food4Vets program to provide more than 3 million meals to military, veterans and their families. In addition to creating a distribution center at Gillette Stadium, he used the Patriots truck to deliver thousands of additional meals to veterans throughout New England as well as to some of the communities most impacted by the coronavirus. Kraft provided Gillette Stadium as a host site for 17 weeks of blood drives and facilitated drive-thru testing for thousands of public safety officials and supply chain workers. When schools closed in Boston, Kraft purchased Chromebooks for Boston Public Schools to allow students without computers the opportunity to attend their classes virtually.

PLAYOFF WINS BY AN OWNER

Robert Kraft has 33 career postseason wins, the third-most in NFL history, and has done so in just 26 seasons.

WINS	*SEASONS*	*OWNERSHIP*	*YEARS*
36	87	The Rooney Family, Pittsburgh	(1933-present)
35	101	Green Bay Packers	(1919-present)
33	**26**	**ROBERT KRAFT, NEW ENGLAND**	**(1994-PRESENT)**
24	95	The Mara Family, N.Y. Giants	(1925-present)
22	23	Eddie DeBartolo, Jr., San Francisco	(1977-1999)
21	40	Al Davis, Oakland/Los Angeles	(1972-2011)
21	35	Pat Bowlen, Denver	(1984-2018)

JONATHAN **KRAFT**

PRESIDENT

DIVISION TITLES: 96, 97, 01, 03, 04, 05, 06, 07, 09, 10, 11, 12, 13, 14, 15, 16, 17, 18, 19

CONFERENCE TITLES: 96, 01, 03, 04, 07, 11, 14, 16, 17, 18

SUPER BOWLS: 01, 03, 04, 14, 16, 18

Jonathan Kraft is the president of the Kraft Group, the holding company of the Kraft family's varied business interests. He is also the president of the six-time Super Bowl Champion New England Patriots. As president of the Patriots, Kraft oversees the management and strategic planning of each department within the organization. He also works closely with his father to represent the Patriots in all league matters and serves on multiple NFL owner committees.

Kraft's NFL obligations are only a small part of his day-to-day responsibilities, which are as diversified as the many different companies he oversees. The Kraft Group has a variety of interests concentrated in six specific areas: the distribution of forest products, paper and packaging manufacturing, sports and entertainment, real estate development, as well as private equity and venture investing. As president, Kraft is responsible for overseeing the operations of each division.

Since his family purchased the team in 1994, Kraft has been the day-to-day driving force behind the rebuilding and re-branding of the franchise, bringing long-overdue stability to the once wayward organization.

Once tenants in the league's poorest venue, the Patriots now play in one of the NFL's premier stadiums.

In the first 26 years of the Kraft family's ownership, the Patriots have won more games and more often than any other NFL team, and Kraft has successfully implemented many initiatives that have accelerated the franchise's many worst-to-first transitions.

From 2000-09, the Patriots set multiple NFL records and earned "Team of the Decade" acclaim from numerous publications. During the first decade of the new millennium, the Patriots established three NFL consecutive win streak records: a 10-game win streak in the postseason, a 21-game overall win streak (including playoff games) and a 21-game regular-season win streak. The Patriots won 126 regular-season games, the most by an NFL team in one decade in the history of the league. The Patriots also became just the second team in NFL history to win three Super Bowls in four years. The Patriots continued their wining ways in the following decade and finished with the most regular-season wins (125) and overall wins (141), the most ever in a single decade.

In the past 26 seasons (1994-2019), the Patriots won 324 games (including playoffs) for an average of 12.5 wins per season and captured more Super Bowl titles (6), conference titles (10), division titles (19), playoff wins (33), victories in a single season (18) and victories in a regular season (16) than any other team.

Of all the team's recent achievements, arguably the most significant contribution to the organization's future success was securing financial approval for the construction of a new world-class stadium, the first of its kind in the franchise's history. Kraft developed the creative private-financing strategy for the $325 million construction of Gillette Stadium. Many financial experts dismissed the viability of his plan, which relied on year-round club memberships for new clientele rather than the more conventional sale of private seat licenses to existing season ticket holders. Kraft's unprecedented plan was considered a financial risk, but proved to be universally successful.

Throughout the stadium initiative, no one was more involved in each phase of the project, including the planning, construction, opening and ongoing operation and development of Gillette Stadium. Kraft worked closely with stadium designers to create a world-class sports and entertainment facility that would highlight features indigenous to New England. His team not only delivered on the promise of a fan-friendly facility, but did so on time and under budget. Kraft feels strongly that Gillette Stadium needs to be continually evolving to meet the changing needs of fans. To that end, he was the creative force behind recent stadium enhancements including the Optum Field Lounge, the DraftKings Fantasy Sports Zone and the Cross Insurance Pavilion & Business Center.

Kraft and the project team also drew praise for innovative environmental practices. In June of 2001, the Environmental Business Council presented the Kraft Group with the Environmental Award for Corporate Leadership. In May of 2002, the Kraft Group received New England's Environmental Merit Award from the U.S. Environmental Protection Agency for the development and construction of Gillette Stadium.

In 2002, Jonathan and Robert Kraft received the Sports Industrialists of the Year award, presented annually by Sports Business Daily. That year, the Krafts celebrated New England's first Super Bowl championship. Just a few months later, they christened their new stadium, earning various awards and acclaim for the project. They negotiated a new naming rights partnership with Gillette and celebrated a spectacular grand opening by hosting the 2002 season premiere of Monday Night Football as Super Bowl champions, presenting both the stadium and their 2001 Super Bowl ban-

2020 NFL OWNER COMMITTEES

- Fan Engagement and Major Events Committee - Chairman
- Business Ventures Committee
- Legalized Sports Betting Committee
- Media Owned and Operated Committee

ner to the fans of New England. One month later, the Krafts' Major League Soccer franchise, the New England Revolution, won the Eastern Conference to qualify for the MLS Cup, which drew over 61,000 fans to Gillette Stadium, the largest crowd in MLS history at that time.

Prior to the Kraft family's ownership, the Patriots fan base was limited in range and scope. As a lifelong Patriots fan, Kraft was committed to expanding the Patriots fan base through innovative multimedia outreach. Under his directive, the Patriots became the first professional sports team to launch an official web site in March of 1995. Just two years later, the team debuted the first use of streaming video, offering a nightly video update. The Patriots other Internet initiatives include a highly successful e-commerce division, providing Patriots fans around the world easy access to Patriots merchandise and apparel. In 2004, the team showed their commitment to globalizing the Patriots brand when they launched the NFL's first Chinese-language version of their website. Entering the 2020 season, the Patriots have 276 registered fan clubs in 42 countries. The Patriots are also among the top teams in the NFL in terms of social media presence, reaching more than 15 million followers across various platforms, with over seven million Facebook fans, 4.6-plus million Twitter followers and four million followers on Instagram. The Patriots have social media accounts serving multiple countries, including Brazil, Germany, China as well as a Spanish language account. As chair of the league's digital committee, Kraft continues to seek innovative ways to enhance the day of game experience for all Patriots fans. Gillette Stadium features one of the league's only ubiquitous WiFi solutions, allowing fans to stay connected throughout the game on their mobile devices. The Patriots mobile app, which gives fans in-stadium access to live streaming of NFL RedZone, among other content, is one of the most advanced in the league.

Following the Super Bowl XXXVI championship, Kraft commissioned the production of a DVD entitled "3 Games to Glory," providing fans an opportunity to re-live three of the most memorable games in franchise history. Since then, he has overseen the production of five sequels, each featuring over five hours of behind-the-scenes content on a multi-disc DVD set. The Patriots are the only NFL team to produce and sell such extensive commemorative DVDs.

A graduate of Williams College (1986), Kraft is a Trustee Emeritus and former chair of the school's investments committee. He received his MBA from Harvard Business School (1990), where he currently serves on the Dean's Board of Advisors. Kraft serves as chair of the Massachusetts General Hospital board of trustees. He is also on the board of trustees for the Belmont Hill School and Dexter Southfield. Additionally, Kraft is a member of the MIT School of Engineering Dean's Advisory Council, board member for Partners HealthCare and sits on the advisory board for the Billie Jean King Leadership Initiative.

Kraft is active in youth athletics and has coached Pop Warner Football, youth soccer and Little League baseball in the greater Boston area. He is also a member of the national Board of Directors for Pop Warner Little Scholars, Inc.

Jonathan and his wife, Patti, have three children.

DECADES OF DOMINANCE (2010-19)

The New England Patriots have earned more wins (141) in the past decade (2010-19) than any other team in the NFL has over any 10-year span, with 115 regular-season victories and 16 playoffs wins. They also own the highest winning percentage (.698) of any team in professional sports since 1994. The Patriots also won a league-high three Super Bowls in the 2010s, increasing their total to six and tying the Pittsburgh Steelers for most all-time. The Patriots won more conference championships (5), appeared in more conference championship games (8) and won more division titles (10) than any other NFL team. This landmark decade comes on the heels of another dominant decade, as the Patriots also led the NFL in Super Bowl victories, conference championships, conference championship game appearances and division titles in the 2000s.

Super Bowl Titles

New England	**3**
Baltimore	1
Denver	1
Green Bay	1
Kansas City	1
N.Y. Giants	1
Philadelphia	1
Seattle	1

Conference Titles

New England	**5**
Denver	2
Seattle	2
San Francisco	2
9 Teams	1

Division Titles

New England	**10**
Green Bay	6
Houston	6
Kansas City	6
Denver	5

Playoff Wins

New England	**16**
Green Bay	10
Seattle	10
Baltimore	7
San Francisco	7

Playoff Winning Percentage

Team	W	L	Pct.
N.Y. Giants	4	1	.800
New England	**16**	**7**	**.696**
San Francisco	7	4	.636
Denver	6	4	.600
Green Bay	10	7	.588
Seattle	10	7	.588
Baltimore	7	5	.583

Playoff Games Played

New England	**23**
Green Bay	17
Seattle	17
Baltimore	12
Pittsburgh	11
San Francisco	11
Kansas City	11

Overall Wins

(Regular Season and Playoffs)

New England	**141**
Green Bay	111
Seattle	110
Pittsburgh	107
Baltimore	105

Overall Winning Percentage

(Regular Season and Playoffs)

Team	W	L	T	Pct.
New England	**141**	**42**	**0**	**.771**
Green Bay	112	63	2	.638
Pittsburgh	107	63	1	.629
Seattle	110	66	1	.624
New Orleans	104	66	0	.612

Most Victories in a Season

(Including Playoffs)

Team	Year	W
New England	**2016**	**17**
Carolina	2015	17
Philadelphia	2017	16
Seattle	2013	16
New England	**2011**	**15**
New England	**2014**	**15**
New England	**2017**	**15**
Denver	2013	15
Green Bay	2011	15
L.A. Rams	2018	15
San Francisco	2019	15

Most Victories in a Single Regular Season, 2010-19

Team	Year	W
Carolina	2015	15
Green Bay	2011	15
New England	**2016**	**14**
New England	**2010**	**14**
Baltimore	2019	14
New England	**2017**	**13**
New England	**2013**	**13**
16 Teams		13

Most points scored in a game

Rk	Team	Date	Opp	PF	PA
1	NO	10/23/11	Ind	62	7
2	**NE**	**11/18/12**	**Ind**	**59**	**24**
2	OAK	10/24/10	Den	59	14
2	PHI	11/15/10	Was	59	28
2	BAL	09/08/19	Mia	59	10
3	NYJ	12/09/12	Ari	58	0

Total Point Differential, 2010-19

Team	PF	PA	Diff.
New England	**5392**	**3551**	**+1841**
Seattle	4261	3463	+798
Baltimore	4156	3393	+763
New Orleans	4766	4051	+715
Green Bay	4616	3951	+665

Playoff Games Hosted

New England	**17**
Denver	9
Seattle	8
Green Bay	7
Kansas City	7

Major Sports League Titles

New England Patriots	**NFL**	**3**
Chicago Blackhawks	NHL	3
Golden State Warriors	NBA	3
L.A. Galaxy	MLS	3
San Francisco Giants	MLB	3
Boston Red Sox	MLB	2
L.A. Kings	NHL	2
Miami Heat	NBA	2
Pittsburgh Penguins	NHL	2

Major Sports Conference Titles

New England Patriots	**NFL**	**5**
Golden State Warriors	NBA	5
Cleveland Cavaliers	NBA	4
Miami Heat	NBA	4
San Francisco Giants	MLB	3

Seasons of NFL Playoff Advancement

New England	**9**
Green Bay	8
Seattle	8
Kansas City	7
Pittsburgh	6

DECADES OF DOMINANCE (2000-09)

When Robert Kraft purchased the New England Patriots in 1994, few would have thought that just 18 years later the franchise would be the undisputed team of the decade in the first decade of the new millennium. Kraft brought a winning vision to the organization and dedicated his resources to building a consistent winner. On Jan. 27, 2000, Kraft hired Bill Belichick to coach the team, and three months later the team drafted then-unheralded quarterback Tom Brady, putting the final pieces in place for the Patriots to become the most successful NFL team of the 2000s. The tallies listed below represent totals during the 2000-09 seasons.

Super Bowl Titles

New England	**3**
Pittsburgh	2
Baltimore	1
Indianapolis	1
New Orleans	1
N.Y. Giants	1
Tampa Bay	1

Conference Titles

New England	**4**
Indianapolis	2
N.Y. Giants	2
Pittsburgh	2
10 Teams	1

Division Titles

New England	**7**
Indianapolis	6
Philadelphia	5
Pittsburgh	5
San Diego	5

Note: The Patriots also finished tied for the division lead twice during the 2000s but lost the division title on tiebreakers in 2002 and 2008.

Playoff Wins

New England	**14**
Philadelphia	10
Pittsburgh	10
Indianapolis	9
Baltimore	8

Playoff Winning Percentage

Team	W	L	Pct.
New England	**14**	**4**	**.777**
New Orleans	5	2	.714
Pittsburgh	10	4	.714
Arizona	4	2	.667
Carolina	5	3	.625
Baltimore	8	5	.615

Playoff Games Played

(Includes 2009 Wild Card Round)

New England	**18**
Philadelphia	18
Indianapolis	17
Pittsburgh	14
Baltimore	13
N.Y. Giants	11

Overall Wins

(Regular Season and Playoffs)

New England	**126**
Indianapolis	124
Pittsburgh	113
Philadelphia	113
Baltimore	100

Overall Winning Percentage

(Regular Season and Playoffs)

Team	W	L	T	Pct.
New England	**126**	**52**	**0**	**.708**
Indianapolis	124	53	0	.701
Pittsburgh	113	60	1	.652
Philadelphia	113	64	1	.638
Green Bay	98	71	0	.580

Most Victories in a Season

(Inc. Playoffs)

Team	Year	W
New England	**2007**	**18**
New England	**2003**	**17**
New England	**2004**	**17**
Baltimore	2000	16
St. Louis	2001	16
Pittsburgh	2004	16
Indianapolis	2006	16
Indianapolis	2009	16
New Orleans	2009	16

Most Victories in a Single Regular Season

Team	Year	W
New England	**2007**	**16**
Pittsburgh	2004	15
New England	**2003**	**14**
New England	**2004**	**14**
Indianapolis	2005	14
Indianapolis	2009	14
St. Louis	2001	14

Most points scored in a game

Rk	Team	Date	Opp	PF	PA
1	**NE**	**10/18/09**	**Ten**	**59**	**0**
2	CIN	11/28/04	Cle	58	48
3	STL	10/01/00	SD	57	31
4	NE	11/18/07	Buf	56	10
4	KC	10/24/04	Atl	56	10
4	NYJ	09/28/08	Ari	56	35
4	PHI	09/23/07	Det	56	21

Total Point Differential

Team	PF	PA	Diff.
New England	**4003**	**2897**	**+1106**
Indianapolis	4269	3286	+983
Philadelphia	3758	2883	+875
Pittsburgh	3585	2779	+806
Green Bay	3921	3282	+639

Playoff Games Hosted

New England	**9**
Philadelphia	9
Pittsburgh	8
Indianapolis	8

Major Sports League Titles

Los Angeles Lakers	NBA	4
New England Patriots	**NFL**	**3**
San Antonio Spurs	NBA	3
Boston Red Sox	MLB	2
Detroit Red Wings	NHL	2
Houston Dynamo	MLS	2
Los Angeles Galaxy	MLS	2
New Jersey Devils	NHL	2
New York Yankees	MLB	2
Pittsburgh Steelers	NFL	2
San Jose Earthquakes	MLS	2

Major Sports Conference Titles

Los Angeles Lakers	NBA	6
New England Patriots	**NFL**	**4**
New England Revolution	MLS	4
Los Angeles Galaxy	MLS	4
New York Yankees	MLB	4
Detroit Red Wings	NHL	3
New Jersey Devils	NHL	3
San Antonio Spurs	NBA	3

Seasons of NFL Playoff Advancement

Philadelphia	7
New England	**6**
Pittsburgh	5
Baltimore	4
Indianapolis	4
Green Bay	3
Oakland	3
Seattle	3
New Orleans	3

ALL-TIME DECADE DOMINANCE

All-Time Regular Season Wins Decade Leaders

Team	Decade	Regular Season	Postseason	Total
New England	**2010-19**	**125-35 (.781)**	**16-7 (.696)**	**141-42 (.771)**
New England	**2000-09**	**112-48 (.700)**	**14-3 (.824)**	**126-51 (.712)**
Indianapolis	2000-09	115-45 (.719)	8-7 (.533)	123-52 (.703)
San Francisco	1990-99	113-47 (.706)	9-7 (.563)	122-54 (.693)

Most Playoff Victories in a Decade

Team	Decade	Playoff Wins	Championships
New England	**2010s**	**16**	**2014, 2016, 2018**
New England	**2000s**	**14**	**2001, 2003, 2004**
Dallas	1970s	14	1971, 1977
Pittsburgh	1970s	14	1974, 1975, 1978, 1979
San Francisco	1980s	13	1981, 1984, 1988, 1989
Dallas	1990s	12	1992, 1993, 1995
Washington	1980s	11	1982, 1987
Buffalo	1990s	10	--
Pittsburgh	2000s	10	2005, 2008
Philadelphia	2000s	10	--
Green Bay	2010s	10	2010
Seattle	2010s	10	2013
Green Bay	1960s	9	1961, 1962, 1965, 1966, 1967
Green Bay	1990s	9	1996

Regular Season Winning Percentage In A Decade

Team	Decade	Wins	Losses	Winning Percentage
New England	**2010s**	**125**	**35**	**78.13%**
Dallas	1970s	105	39	72.92%
Indianapolis	2000s	115	35	71.88%
Green Bay	1960s	96	37	71.38%
San Francisco	1990s	113	47	70.63%
San Francisco	1980s	104	47 (1 Tie)	68.75%

Regular Season Winning Percentage In Two Consecutive Decades

Team	Years	Wins	Losses	Ties	Winning Percentage
New England	**2000-19**	**237**	**84**	**0**	**73.83%**
San Francisco	1980-99	217	94	1	69.71

OFFICIAL SOFT DRINK OF THE
NEW ENGLAND PATRIOTS
MADE FOR
PATRIOTS
WATCHING
pepsi
THAT'S WHAT I LIKE
PEPSI, the Pepsi Globe, THAT'S WHAT I LIKE and MADE FOR FOOTBALL WATCHING are trademarks of PepsiCo, Inc.

FOOTBALL STAFF

BILL BELICHICK

HEAD COACH

DIVISION TITLES: 75, 78, 86, 89, 90, 96, 98, 01, 03, 04, 05, 06, 07, 09, 10, 11, 12, 13, 14, 15, 16, 17, 18, 19

CONFERENCE TITLES: 86, 90 **CONFERENCE TITLES:** 96, 01, 03, 04, 07, 11, 14, 16, 17, 18

SUPER BOWLS: 86, 90, 01, 03, 04, 14, 16, 18

Bill Belichick completed his 45th season as an NFL coach in 2019 and is in his 21st season as head coach of the New England Patriots. Belichick is the only head coach in NFL history to win six Super Bowl titles. In 2018, Belichick won his sixth Super Bowl, joining George Halas and Curly Lambeau as the only NFL coaches with six championships. He enters his 46th consecutive year as an NFL coach in 2020, passing Pro Football Hall of Famer Dick LeBeau (45) for most consecutive seasons as an NFL coach. The only other NFL coach with at least 40 consecutive NFL coaching seasons is Tom Moore with 41.

Through 2019, Belichick owns the most wins among all active coaches and ranks third all-time with 304 total victories as a head coach. Belichick's winning percentage of .686 ranks first in NFL history among coaches with 150 or more wins. He has led the Patriots to a winning record for 19 consecutive seasons (2001-19), trailing only Dallas' Tom Landry, who recorded 20 consecutive winning seasons from 1966-85. Belichick has also notched 31 postseason wins in his career, most by a head coach in NFL history. Belichick, who was hired by Patriots Chairman and CEO Robert Kraft on Jan. 27, 2000, completed his 20th season with the Patriots in 2019. In 20 seasons, Belichick has delivered six Super Bowl championships, nine conference titles, 17 division crowns (with 2002 and 2008 lost on tiebreakers) and 30 playoff victories, while posting an overall record of 267-94. In 2019, the Patriots won their 11th consecutive division championship, extending their NFL record previously held by the L.A. Rams (1973-79). Belichick directed the Patriots to victories in Super Bowls XXXVI (2001), XXXVIII (2003), XXXIX (2004), XLIX (2014), LI (2016) and LIII (2018), and in 2007 he became the only NFL head coach to guide his team to a 16-0 regular season. From 2003 to 2004, Belichick directed the Patriots to a winning streak of 21 consecutive games, including the postseason. In 2018, Belichick joined Marv Levy (4) and Don Shula (3) as the only NFL head coaches to lead their team to three consecutive Super Bowl appearances.

Despite an NFL system designed to ensure parity, Belichick's program has produced a remarkable run of sustained on-field success. From 2000-19, the Patriots won 74 percent of their regular-season games (237-83), the highest winning percentage of any major American professional sports team over that span. Over a 100-game stretch from 2003-09, Belichick directed the team to 81 wins, the most in NFL history by a head coach. Additionally, the Patriots finished 2019 with 141 wins (regular and postseason) in this decade surpassing their previous NFL record for wins in a decade with 126 victories from 2000-09. From 2011-18, Belichick's teams won the AFC East title and advanced in the playoffs, with the Patriots eight straight years of playoff advancement extending their NFL record previously held by Dallas with six (1991-96). Additionally, New England is the only franchise in the NFL to qualify for the playoffs in each of the last 11 seasons (2009-19), besting Dallas and Indianapolis, who qualified for the postseason for nine consecutive years.

BELICHICK BY THE NUMBERS

46th NFL Coaching Season
26th Head Coaching Season
21st Season as Patriots Head Coach
Career Record: 304-139 (.686)
Regular Season: 273-127 (.683)
Postseason: 31-12 (.721)
Patriots Record: 267-94 (.740)

AMONG THE GREATS

Coach Belichick has 304 career wins and a career winning percentage of .686, which is the highest in NFL history among all NFL coaches with at least 150 career victories.

TOP WINNING PERCENTAGE AMONG HEAD COACHES WITH AT LEAST 150 WINS

Head Coach	*Team(s)*	*Years*	*W*	*L*	*T*	*Pct.*
Bill Belichick	**CLE/NE**	**1991-95,00-18**	**304**	**139**	**0**	**.686**
George Halas	CHI	1920-29,33-42, 46-55,58-67	324	151	31	.682
Don Shula	BAL/MIA	1963-95	347	173	6	.666
Curly Lambeau	GB/CHC/WAS	1921-53	229	134	22	.631

NOTE: Winning percentages are calculated using official NFL rules. Ties are not included in winning percentage prior to 1972. Since 1972, a tie counts as a half-win, half-loss.

Belichick's 31 career playoff wins are the most all-time among head coaches, while New England's 16 playoff victories from 2010-19 are the most in any decade in NFL history. He has compiled a career playoff record of 31-12, with his .721 playoff winning percentage placing him third in NFL history.

Belichick's Patriots have rarely been rattled, able to consistently maintain leads and bounce back following losses. Since the beginning of the 2003 season, New England is 46-9 (.836) in regular-season games following a loss, dropping back-to-back regular-season contests just nine times over that span.

In addition, the Patriots have consistently maintained their focus throughout the year and have played their best football late in the season. Since 2001, the Patriots lead the league with a 114-35 (.765) overall record in games played on Thanksgiving or later in the NFL season, including playoffs. The club has also posted NFL-best 45-17 (.726) mark since 2001 in games played on Christmas or later in the NFL season and have gone an NFL-best 67-16 (.807) in the month of December.

Since becoming Patriots head coach in 2000, Belichick is 69-18 (.793) in December, the second-best record in December among head coaches with one team in NFL history (min. 25 games), behind George Seifert (27-6, .818). Additionally, Beli-

"Let me tell you about someone I do admire. [Bill Belichick] of the New England Patriots has been in the prisons with me. He's met gang members in my home; he's met gang members in Cleveland. He's put up money. He's opened up areas of education for us very quietly and very strongly."

— JIM BROWN, HALL OF FAME RUNNING BACK

MOVING ON UP

Belichick's 304 career wins as a head coach rank third all-time in NFL history.

MOST ALL-TIME WINS AMONG NFL HEAD COACHES

Head Coach	Team(s)	Years	W	L	T
Don Shula	BAL/MIA	1963-95	347	173	6
George Halas	CHI	1920-29,33-42, 46-55,58-67	324	151	31
Bill Belichick	**CLE/NE**	**1991-95,00-19**	**304**	**139**	**0**
Tom Landry	DAL	1960-88	270	178	6
Curly Lambeau	GB/CHC/WAS	1921-53	229	134	22

chick is the first head coach in NFL history to lead a team to three straight 500-point seasons (2010-12) and the Patriots are the first franchise in NFL history to score 500 or more points in four seasons (2007-589, 2010-518, 2011-513 and 2012-557).

2019 SEASON HIGHLIGHTS

Belichick led New England to a 12-4 regular-season in 2019, extending his NFL record with a 13th career 12-win season. In the process, Belichick also won a 17th division crown, 11th consecutive title and 11th straight season with a playoff berth, all NFL records. His 18th postseason berth as a head coach is tied with Tom Landry for second all-time, behind the 19 by Don Shula.

In the victory over the Cleveland Browns at home on Oct. 27, Belichick became the third head coach in NFL history to win 300 games, doing so in his 434th NFL game, faster than Don Shula (445 games) and George Halas (455 games).

Under Belichick's guidance, the Patriots defense finished No. 1 in the NFL in total defense (275.9 yards per game) and scoring (14.1 points allowed per game). The previous best was 2007, when Belichick's defense finished fourth in the NFL.

Belichick's recent accomplishments are the latest triumphs in an NFL coaching career that began in 1975, during which he has helped produce eight Super Bowl titles, 12 conference championships and 24 division titles. Now in his 46th season in the NFL, he has more years of NFL experience than any of the other 31 active head coaches. He won his first two Super Bowls as the defensive coordinator for the New York Giants in 1986 and again in 1990 before claiming six Super Bowl championships with the Patriots.

THE PATRIOT YEARS

Once he became Patriots head coach, Belichick needed just one season to successfully implement his plan for success. In 2001, his second season in charge, the Patriots rebounded from a 5-11 record in 2000 to improve to 11-5, tying what was then the franchise record for regular-season wins.

SUPER SUCCESS

Bill Belichick won his sixth Super Bowl in 2018 to give him the most Super Bowl wins by any head coach in NFL history.

MOST SUPER BOWL VICTORIES

Head Coach	Team	Titles	Seasons
Bill Belichick	**NE**	**6**	**2001, 2003, 2004, 2014, 2016, 2018**
Chuck Noll	PIT	4	1974, 1975, 1978, 1979
Joe Gibbs	WAS	3	1982, 1987, 1991
Bill Walsh	SF	3	1981, 1984, 1988

NOTE: Sorted by most recent championship. Super Bowls have determined NFL champion since 1966.

HEAD COACHES WITH FOUR OR MORE NFL TITLES (Listed alphabetically)

HEAD COACH	CHAMPIONSHIP TEAM(S)
Bill Belichick	**6- NE (SB XXXVI, XXXVIII, XXXIX, XLIX, LI, LIII)**
George Halas	6- CHI (1921, 33, 40, 41, 46, 63)
Curly Lambeau	6- GB (1929, 30, 31, 36, 39, 44)
Vince Lombardi	5- GB (1961, 62, 65, SB I, II)
Chuck Noll	4- PIT (SB IX, X, XII, XIV)

PLAYOFF SUCCESS

Coach Belichick has won 31 career playoff games, the most by a head coach in NFL history.

MOST PLAYOFF WINS BY AN NFL HEAD COACH

Coach	Team(s)	Wins
Bill Belichick	**Cleveland Browns, NE Patriots**	**31**
Tom Landry	Dallas Cowboys	20
Don Shula	Baltimore Colts, Miami Dolphins	19
Joe Gibbs	Washington Redskins	17
Chuck Noll	Pittsburgh Steelers	16

With a 20-17 victory over the Rams in Super Bowl XXXVI, the Patriots tied the franchise's then-record of 14 overall wins. In 2003 and 2004, the Patriots eclipsed those marks in each season, posting identical 14-2 records in the regular season and notching 17 total wins and a Super Bowl title in each year.

From 2003-04, Belichick directed the Patriots through the most prosperous two-year period for any team in NFL history, netting back-to-back Super Bowl victories and consecutive 17-2 campaigns. The team's 34 victories from 2003-04 mark the highest two-year win total in the NFL's 100-year history. An overall winning streak of 21 consecutive games, including the postseason – also unprecedented in NFL annals – spanned the two seasons. New England was undefeated at home in both 2003 and 2004, and set a franchise record by winning 21 straight home games from 2002-05.

COACH OF THE DECADE(S)

Bill Belichick is one of just two coaches in NFL history to be selected to two NFL All-Decade Teams. The other is former Steelers coach Chuck Noll, who was on the 1970s and 1980s All-Decade Teams.

MULTIPLE NFL ALL-DECADE TEAM SELECTIONS

Coach	Team	Decades
Bill Belichick	**New England Patriots**	**2000s & 2010s**
Chuck Noll	Pittsburgh Steelers	1970s & 1980s

EXTRA POINTS

- Belichick spent 20 years as an assistant coach in the NFL and 2019 marked his 26th season as a head coach. According to the Elias Sports Bureau, he is the only man in NFL history to serve 20 or more seasons as an assistant coach and at least 20 seasons as a head coach.
- Belichick's Patriots teams own the all-time NFL records for consecutive total victories, including postseason games (21 from 2003-04) and consecutive playoff victories (10 from 2001-05).
- Coach Belichick's career winning percentage of .686 (304-139) is the highest all-time among head coaches with 150 or more wins.
- In 2007, Coach Belichick led the Patriots to the NFL's first 16-0 regular season and joined George Halas and Don Shula as the only coaches in NFL history to direct their teams to an undefeated regular season.
- Coach Belichick is the only head coach in NFL history to win three Super Bowls in four seasons (2001, 2003, 2004).
- With 46 years of NFL coaching experience, Belichick is the longest tenured coach among active NFL head coaches. His 46 consecutive years as an NFL coach entering 2020 are now most in NFL history, passing Dick LeBeau, who coached 45 straight years through 2017.
- The 2018 AFC Championship victory was Belichick's ninth conference championship win as a head coach. His nine conference titles are the most in NFL history during the Super Bowl era, besting Don Shula's six.
- Seven former assistants on Belichick's staffs and one former player are head coaches in the NFL or college in 2020: (Kirk Ferentz, Iowa; Brian Flores, Miami Dolphins; Joe Judge, N.Y. Giants; Bill O'Brien, Houston Texans; Matt Patricia, Detroit Lions; Nick Saban, Alabama; Mike Vrabel, Tennessee Titans). Four of Coach Belichick's former assistants are NFL general managers in 2018 (Thomas Dimitroff, Atlanta; Jason Licht, Tampa Bay, Jon Robinson, Tennessee; Bob Quinn, Detroit).
- Belichick is the only head coach in NFL history to win at least 14 regular-season games in five separate seasons.
- Belichick is the first head coach in NFL history with 17 straight seasons with at least 10 victories. George Seifert is second with eight (1989-96).

New England matched the franchise record of 21 straight wins at home from 2017-19.

During the 2004 season, the Patriots tied the regular-season record by a defending Super Bowl champion (14-2). New England capped the year with another memorable playoff run, culminating in a 24-21 victory over the Philadelphia Eagles in Super Bowl XXXIX.

In 2005, New England won 11 games despite being forced to use 45 different starters, an NFL record for a division champion. After starting the season 4-4 and facing a rash of injuries, the Patriots won six of their next seven games to claim their third straight division title.

In 2006, Belichick directed the Patriots to a berth in the AFC Championship Game for the third time in four years and for the fourth time in six seasons. New England won the AFC East division for the fourth consecutive season and set a franchise record by allowing just 14.8 points per game. The Patriots 14 total victories tied what was then the second highest total in franchise history.

In 2007, Coach Belichick earned Associated Press NFL Coach of the Year honors as the Patriots became the fourth team in the league's history to complete an undefeated regular season and the first to achieve the feat since the NFL increased the number of regular-season games from 14 to 16 in 1978. Belichick joined Pro Football Hall of Famers George Halas and Don Shula as the only head coaches to complete undefeated regular seasons. New England's 18 overall victories in 2007 tied the 1985 Chicago Bears and the 1984 San Francisco 49ers for the most in league history. New England became the first team in NFL history and the first major American pro sports team since 1884 to open a season with 18 straight wins. The Patriots set the then-NFL records for points (589) and touchdowns (75), while their +315 point differential still stands as the best in NFL history.

In 2008, Belichick led the Patriots to an 11-5 record. Despite losing QB Tom Brady to a season-ending injury in Week 1, New England ranked among the NFL's top 10 teams in

DIVISION DOMINANCE

Belichick's 17 division titles as a head coach are the most in NFL history. Belichick's 17 are the most since the 1970 AFL-NFL merger, ahead of Don Shula's 11.

MOST DIVISION TITLES BY AN NFL HEAD COACH

Coach	*Team(s)*	*Division Titles*
Bill Belichick	**New England Patriots**	**17**
Tom Landry	Dallas Cowboys	13
Don Shula	Baltimore Colts, Miami Dolphins	13

Belichick is the only head coach to win 11 consecutive division titles and the only coach to do so in the salary-cap era.

CONSECUTIVE DIVISION TITLES

Head Coach	*Team*	*Consec. Titles*	*Seasons*
Bill Belichick	**NE**	**11**	**(2009-19)**
Paul Brown	CLE	6	(1950-55)
Tom Landry	DAL	6	(1966-71)
Bud Grant	MIN	6	(1973-78)
Chuck Noll	PIT	6	(1974-79)

CONTINUED ADVANCEMENT

TEAMS TO WIN AT LEAST ONE PLAYOFF GAME IN CONSECUTIVE SEASONS

Team	*Consec. Seasons*	*Years*	*Wins*
NE	**8**	**2011-18**	**16**
DAL	6	1991-96	12
NE	**5**	**2003-07**	**11**
BAL	5	2008-12	9
GB	5	1993-97	9
SEA	5	2012-16	8
PHI	5	2000-04	7
OAK	5	1973-77	7

"Bill is a great friend and has done a tremendous job for a long time. He certainly taught me a lot and has been a real positive mentor to me."

— NICK SABAN, HEAD COACH AT THE UNIVERSITY OF ALABAMA

"I HAVE A GREAT DEAL OF RESPECT FOR HIM. HE'S THE BEST COACH THAT EVER COACHED THE GAME."

— RODNEY HARRISON, PATRIOTS HALL OF FAMER

terms of yards gained (5th), points scored (8th), fewest yards allowed (10th) and fewest points allowed (8th), marking the fourth time the club finished in the top 10 in all of those categories since joining the NFL in 1970. The Patriots also finished in the top 10 in all those categories in 2015 and 2016. At the conclusion of the regular season, the Patriots were among the league's hottest teams, winning five of their last six games and going undefeated in December (4-0).

In 2009, the Patriots finished the season with a 10-6 record and claimed another AFC East title. They became the first team to win more than half of their games in nine straight seasons since free agency began in 1993.

In 2010, Belichick led a very young squad to an NFL-best 14-2 record, a division title and its eighth playoff appearance in his 11 seasons as New England's head coach, receiving several major awards in the process. Belichick was named Associated Press Coach of the Year for the third time, joining Don Shula (four-time winner) and Chuck Knox as the only three-time winners. In addition, Belichick earned Peter King's SI.com and Pro Football Weekly Coach of the Year.

Coach Belichick guided the Patriots to a league-best 518 points scored in 2010, third-most in franchise history behind the team's 589 points in 2007 and 557 in 2012. The club record +28 turnover differential was a contributing factor to New England eclipsing 500 points for just the second time in team history. Belichick's constant emphasis on protecting the football paid off with two NFL records. The Patriots went an NFL-record seven consecutive games without committing a turnover. No other NFL team had gone longer than six straight games without turning the ball over. The Patriots had just 10 turnovers in 2010 (five interceptions and five fumbles), which tied a then-NFL record for fewest turnovers in a season. The New Orleans Saints committed eight turnovers in 2019.

In 2011, Belichick guided the Patriots to a 13-3 record, his fifth AFC Conference Championship and an appearance in Super Bowl XLVI. Under Belichick's guidance, the Patriots finished the 2011 season with 6,848 total net yards, setting a new franchise record for most total net yards in a season. That total is fifth all-time in NFL history.

In 2012, Belichick became the eighth head coach in NFL history to record 200 overall victories and in the process, guaranteed a .500 or better record for the Patriots for the 12th straight season with a 12-4 record. Additionally, the Patriots made their second consecutive AFC Championship Game appearance.

"What he does, what [Bill] Belichick does with the team concept, it makes our jobs easier as other managers and coaches."

— JOE TORRE, FOUR-TIME WORLD SERIES WINNING MANAGER

SUPER BOWL SAVVY

Most Super Bowl appearances by a head coach or assistant coach in NFL History

Bill Belichick..... 12 (Nine as a head coach)
Dan Reeves .....7 (Four as a head coach)
Don Shula ..... 6 (Six as a head coach)
Chuck Noll ..... 5 (Four as a head coach)
Tom Landry..... 5 (Five as a head coach)
Marv Levy ..... 5 (Four as a head coach)

POSTSEASON PROWESS

Bill Belichick has the third-highest winning percentage in NFL playoff history, trailing only the legendary Vince Lombardi, whose name is emblazoned on the Super Bowl trophy, and Tom Flores.

BEST POSTSEASON RECORDS IN NFL HISTORY (Minimum 10 games)

Head Coach	*Team(s)*	*W*	*L*	*Pct.*
Vince Lombardi	GB/WAS	9	1	.900
Tom Flores	OAK/LA	8	3	.727
Bill Belichick	**CLE/NE**	**31**	**12**	**.721**
Bill Walsh	SF	10	4	.714
Joe Gibbs	WAS	17	7	.708
Jimmy Johnson	DAL/MIA	9	4	.692

In 2017, Belichick passed Tom Landry and Don Shula for most postseason appearances.

MOST POSTSEASON GAMES AS A HEAD COACH

Head Coach	*Games*
Bill Belichick (CLE/NE)	**43**
Tom Landry (DAL)	36
Don Shula (BAL/MIA).....	36
Andy Reid (PHI/KC).....	29
Chuck Noll (PIT)	24
Mike Holmgren (GB/SEA)	24
Joe Gibbs (WAS).....	24

MOST POSTSEASON WINS AS A HEAD COACH

Head Coach	*Wins*
Bill Belichick (CLE/NE)	**31**
Tom Landry (DAL).....	20
Don Shula (BAL/MIA).....	19
Joe Gibbs (WAS).....	17
Chuck Noll (PIT)	16

From 2003-12, Belichick won more regular-season games (126) and more games overall (140) over a 10-year stretch than any other head coach in NFL history. He repeated the same feat by winning 126 games from 2007-16.

In 2013, Belichick guided New England to a 12-4 record,

CONF. CHAMP. APPEARANCES

Bill Belichick reached his 13th conference championship as a head coach in 2018.

HEAD COACH CONF. CHAMP. APPEARANCES

Bill Belichick.....13
Tom Landry..... 10
Chuck Noll.....7
Andy Reid 7
Don Shula.....7
Bill Cowher.....6
John Madden 6

HONORS & AWARDS

Coach Belichick has been honored with numerous awards in recognition of his success with the Patriots. He has earned NFL Coach of the Year honors from the Associated Press three times (2003, 2007 and 2010) and has finished in the top five in AP voting for NFL Coach of the Year Award seven other times (1994, 2001, 02, 04, 05, 08, and 14). Below is a sampling of the recognition he has earned since 2001:

2014 NFL COACH OF THE YEAR HONORS

- Kansas City's 101 Football Awards – AFC Coach of the Year

2010 NFL COACH OF THE YEAR HONORS

- Associated Press
- Peter King's SI.com
- *Pro Football Weekly*

2007 NFL COACH OF THE YEAR HONORS

- Associated Press
- *Sporting News*
- *Pro Football Weekly*/PFWA
- *USA Today*
- SI.com
- *Dallas Morning News*
- Kansas City's 101 Football Awards – AFC Coach of the Year

2004 NFL COACH OF THE YEAR HONORS

- *Sports Illustrated*
- SI.com
- Fox TV/Terry Bradshaw

OTHER 2004 HONORS

- ESPY Award – Best Coach/Manager
- U.S. Sports Academy Amos Alonzo Stagg Coaching Award

2003 NFL COACH OF THE YEAR HONORS

- Associated Press
- *The Sporting News*
- *Pro Football Weekly/PFWA*
- *Sports Illustrated*
- *Football Digest*
- SI.com
- NFL.com
- *Dallas Morning News*
- *San Francisco Chronicle*
- NFL Alumni
- Fox TV/Terry Bradshaw
- Victor Awards
- Kansas City's 101 Football Awards – AFC Coach of the Year

OTHER 2003 HONORS

- *Time Magazine's* 100 most powerful and influential people in the world

2001 NFL COACH OF THE YEAR HONORS

- *Sports Illustrated*
- College & Pro Football Newsweekly
- *Dallas Morning News*
- ESPN
- CNN/SI
- Kansas City's 101 Football Awards – AFC Coach of the Year
- *USA Today*'s All-Joe Team

HALL OF FAMERS

From 1981-88, Coach Belichick tutored the linebackers for the New York Giants. His unit featured Lawrence Taylor and Harry Carson, both of whom are enshrined in the Pro Football Hall of Fame.

THE BELICHICK LIBRARY

Coach Belichick is an avid collector of football-related books, and along with his late father, Steve, amassed a library of more than 800 volumes. The library is believed to be one of the largest collection of football books in the world, behind the Pro Football Hall of Fame and the Library of Congress. In 2006, Coach Belichick moved his entire library to the Naval Academy, where his father coached for 33 years. The books are housed in a display at Ricketts Hall in Annapolis for future generations of football players, coaches and fans to enjoy.

SUPER COMEBACK

Bill Belichick coached the Patriots back from a 25-point deficit to win Super Bowl LI. A comeback of that magnitude is extremely rare. There had been 2,656 games where a team led by 25 points or more in NFL history, including the postseason. Those teams were 2,689-7-2, a winning percentage of .997.

a fifth consecutive AFC East crown and third straight appearance in the AFC Championship Game. With his fifth victory of the season in 2013, Belichick passed Chuck Noll for fifth place on the NFL wins list with his 210th win as a head coach.

In 2014, Belichick led the Patriots to a win in Super Bowl XLIX, his fourth Super Bowl win as a head coach, matching Noll for the most Super Bowl victories. In the process, he won three postseason games to set an NFL record for career playoff victories by a head coach.

Belichick earned his 21st career postseason victory in the AFC Championship Game vs. Indianapolis on Jan. 18, 2015, passing Tom Landry for the most playoff wins by a head coach in NFL history.

Belichick passed Curly Lambeau for sole possession of fourth place on the all-time wins list with his 230th career victory, a 17-16 win at N.Y. Jets on Dec. 21, 2014. He added to his record with his 12th straight season with 10 or more wins and won his 12th division title.

Belichick earned his 200th regular-season victory as a head coach after the Patriots 30-7 win at Minnesota on Sept. 14, 2014.

In 2015, Belichick guided New England to a 12-4 record, a record seventh consecutive AFC East crown and fifth straight AFC Championship Game.

Belichick appeared in his 10th AFC Championship Game, tying Tom Landry for most conference championship game appearances by a head coach.

"He's really special. I've always been a Bill Belichick person. He's got great roots. He's got an aura about him. He's got the fire you want to see, but he always gives other people credit."

— ROGER STAUBACH, HALL OF FAME QUARTERBACK

DOMINANT DEFENSE

2019 marked the 13th season since 2001 that the team kept opponents under 20 points per game, tied for most in the NFL over that span.

SEASONS ALLOWING 20 POINTS PER GAME OR FEWER SINCE 2001

Team	*Seasons*	*Years*
New England	**13**	**2001, 03-04, 06-10, 14-17, 19**
Baltimore	13	2001, 03-06, 08-11, 14, 17-18, 19
Pittsburgh	12	2001, 04-08, 10-12, 15, 17, 19

In 2016, Belichick guided New England to a 34-28 overtime win against Atlanta in Super Bowl LI, his fifth Super Bowl win as a head coach, passing Chuck Noll for most Super Bowl victories by a head coach. Belichick led the Patriots to a 14-2 regular-season record to become the first head coach to win at least 14 regular-season games in five separate seasons. He also captured his 14th AFC East title, passing Tom Landry and Don Shula with 13. It was the eighth consecutive division crown for New England, which established another NFL record.

Belichick reached his 11th conference championship game as a head coach in 2016 to move out of a tie with Tom Landry for most by a head coach since the 1970 merger.

With a win vs. N.Y. Jets in Week 16, Belichick won his 200th regular-season game with the Patriots, becoming the fifth NFL coach to reach 200 regular-season wins with one team.

Belichick led New England to a 13-3 regular-season record in 2017, his eighth conference championship, an appearance in Super Bowl LII and the team's 15th division title since he became head coach in 2000.

Belichick also passed Tom Landry and Don Shula by coaching in his 37th career playoff game in the Divisional Playoff win vs. Tennessee.

With a 13-3 record in 2017, Belichick became the first coach in NFL history with 13 or more wins in seven different seasons.

In 2018, Belichick guided New England to a 13-3 win against the Los Angeles Rams in Super Bowl LIII, his sixth Super Bowl win as a head coach, extending his NFL record for Super Bowl victories by a head coach. Belichick, who led New England to its eighth straight conference championship game, devised a game plan that kept the high-flying Rams offense, who averaged 30 points per game, to just a field goal, tying the fewest points ever allowed in a Super Bowl.

"I get a big kick out of the perception publicly — all the media, and mostly the fans, because they don't see [and] he doesn't give you much. He's not there to draw attention to himself. But if you get in a social situation around Bill, he's got so much personality. He's interesting. He's funny. He's a great friend. I can't respect our relationship more than I do. He's about as good a friend as you can expect to have. If you go to dinner, you're going to talk about a lot of subjects. It's real apparent that Bill has no ego. He's not there to impress you about his championships. He's just sharing and asking. He shares with guys he knows are interested. It's like going to graduate school times 100."

— TONY LARUSSA, WORLD-SERIES-WINNING BASEBALL MANAGER

TOP-10 OFFENSE & DEFENSE

2016 marked the ninth time in team history and the fifth time under Bill Belichick that both the offense and defense have finished in the top 10.

PATRIOTS SEASONS WITH A TOP 10 OFFENSE AND TOP 10 DEFENSE UNDER BELICHICK

(Since 1970 Merger)

2016	Offense-4	Defense-8
2015	Offense-6	Defense-9
2008	Offense-5	Defense-10
2007	Offense-1	Defense-4
2004	Offense-7	Defense-9

Belichick coached the Patriots to an 11-5 regular-season record and extended his NFL record by capturing his 16th division title. It was also the club's 10th straight, which is also an NFL record.

Belichick entered the 2018 season tied with Tom Landry for third all-time in NFL history with 250 career regular-season wins behind Don Shula (328) and George Halas (318). The 27-20 opening-day win over Houston pushed him past Landry into sole possession of third place.

A COACHING JOURNEY

Belichick began his coaching career after graduating from Wesleyan University and accepting a staff assistant position with the Baltimore Colts in 1975. At the age of 23, he was named special assistant to Head Coach Ted Marchibroda. In 1976, Belichick joined Rick Forzano's staff with the Detroit Lions as an assistant special teams coach. The following year, he was given his first positional coaching assignment as the Lions tight ends and receivers coach. In 1978, Denver Broncos Head Coach Red Miller hired Belichick as the assistant special teams coach and assistant to defensive coordinator Joe Collier.

Belichick then spent 12 seasons with the New York Giants (1979-90) before becoming head coach of the Cleveland Browns (1991-95). He later joined Bill Parcells for several seasons as assistant head coach/secondary with New England (1996) and assistant head coach/secondary with the N.Y. Jets (1997-99) before returning to Foxborough.

Belichick returned to the Patriots as head coach after three seasons with the New York Jets as the team's assistant head coach/secondary coach, holding the responsibility of calling the team's defensive plays. In 1998, the Jets surrendered just 266 points, propelling the team to its first division title. After finishing the regular season with a franchise-best 12-4 overall record, the Jets advanced to the AFC

Belichick was a member of two blue-ribbon panels that selected the NFL 100 All-Time Team and the Pro Football Hall of Fame's Centennial class.

BILL BELICHICK'S YEAR-BY-YEAR RESULTS

			Regular Season			Playoffs		
Year	*Team*	*Position*	*W*	*L*	*T*	*W*	*L*	*Finish*
1975	Baltimore Colts	Special Assistant	10	4	0	0	1	AFC East Division Champions
1976	Detroit Lions	Asst. Special Teams	6	8	0			
1977	Detroit Lions	Asst. Special Teams/TEs/WRs	6	8	0			
1978	Denver Broncos	Asst. Special Teams/ Asst. to Defensive Coordinator	10	6	0	0	1	AFC West Division Champions
1979	New York Giants	Special Teams	6	10	0			
1980	New York Giants	Special Teams	4	12	0			
1981	New York Giants	Special Teams/Linebackers	9	7	0	1	1	3rd Place NFC East - Wild Card
1982	New York Giants	Special Teams/Linebackers	4	5	0			
1983	New York Giants	Linebackers	3	12	1			
1984	New York Giants	Linebackers	9	7	0	1	1	2nd Place NFC East - Wild Card
1985	New York Giants	Defensive Coordinator	10	6	0	1	1	2nd Place NFC East - Wild Card
1986	New York Giants	Defensive Coordinator	14	2	0	3	0	Division/Super Bowl Champions
1987	New York Giants	Defensive Coordinator	6	9	0			
1988	New York Giants	Defensive Coordinator	10	6	0			
1989	New York Giants	Def. Coordinator/Secondary	12	4	0	0	1	NFC East Division Champions
1990	New York Giants	Def. Coordinator/Secondary	13	3	0	3	0	Division/Super Bowl Champions
1991	**Cleveland Browns**	**Head Coach**	**6**	**10**	**0**			
1992	**Cleveland Browns**	**Head Coach**	**7**	**9**	**0**			
1993	**Cleveland Browns**	**Head Coach**	**7**	**9**	**0**			
1994	**Cleveland Browns**	**Head Coach**	**11**	**5**	**0**	**1**	**1**	**2nd Place AFC Central - Wild Card**
1995	**Cleveland Browns**	**Head Coach**	**5**	**11**	**0**			
1996	New England Patriots	Asst. Head Coach/Secondary	11	5	0	2	1	AFC East Division/ AFC Champions
1997	New York Jets	Asst. Head Coach/Secondary	9	7	0			
1998	New York Jets	Asst. Head Coach/Secondary	12	4	0	1	1	AFC East Division Champions
1999	New York Jets	Asst. Head Coach/Secondary	8	8	0			
2000	**New England Patriots**	**Head Coach**	**5**	**11**	**0**			
2001	**New England Patriots**	**Head Coach**	**11**	**5**	**0**	**3**	**0**	**AFC East Division/Super Bowl Champions**
2002	**New England Patriots**	**Head Coach**	**9**	**7**	**0**			
2003	**New England Patriots**	**Head Coach**	**14**	**2**	**0**	**3**	**0**	**AFC East Division/Super Bowl Champions**
2004	**New England Patriots**	**Head Coach**	**14**	**2**	**0**	**3**	**0**	**AFC East Division/Super Bowl Champions**
2005	**New England Patriots**	**Head Coach**	**10**	**6**	**0**	**1**	**1**	**AFC East Division Champions**
2006	**New England Patriots**	**Head Coach**	**12**	**4**	**0**	**2**	**1**	**AFC East Division Champions**
2007	**New England Patriots**	**Head Coach**	**16**	**0**	**0**	**2**	**1**	**AFC East Division/AFC Champions**
2008	**New England Patriots**	**Head Coach**	**11**	**5**	**0**			
2009	**New England Patriots**	**Head Coach**	**10**	**6**	**0**	**0**	**1**	**AFC East Division Champions**
2010	**New England Patriots**	**Head Coach**	**14**	**2**	**0**	**0**	**1**	**AFC East Division Champions**
2011	**New England Patriots**	**Head Coach**	**13**	**3**	**0**	**2**	**1**	**AFC East Division/AFC Champions**
2012	**New England Patriots**	**Head Coach**	**12**	**4**	**0**	**1**	**1**	**AFC East Division Champions**
2013	**New England Patriots**	**Head Coach**	**12**	**4**	**0**	**1**	**1**	**AFC East Division Champions**
2014	**New England Patriots**	**Head Coach**	**12**	**4**	**0**	**3**	**0**	**AFC East Division/Super Bowl Champions**
2015	**New England Patriots**	**Head Coach**	**12**	**4**	**0**	**1**	**1**	**AFC East Division Champions**
2016	**New England Patriots**	**Head Coach**	**14**	**2**	**0**	**3**	**0**	**AFC East Division/Super Bowl Champions**
2017	**New England Patriots**	**Head Coach**	**13**	**3**	**0**	**2**	**1**	**AFC East Division/AFC Champions**
2018	**New England Patriots**	**Head Coach**	**11**	**5**	**0**	**3**	**0**	**AFC East Division/Super Bowl Champions**
2019	**New England Patriots**	**Head Coach**	**12**	**4**	**0**	**0**	**1**	**AFC East Division Champions**
45-Year NFL Totals			**445**	**260**	**1**	**43**	**20**	
25-Year NFL Head Coach Totals			**273**	**127**	**0**	**31**	**12**	
20-Year Patriots Head Coach Totals			**237**	**83**	**0**	**30**	**11**	

Bold indicates head coaching seasons

"I've always obviously looked up to him as a coach, even before he became a head coach. He's a guy that I admired. We've had the chance to talk about a lot of different things. We talk occasionally. Usually it's me calling with a question. I've got a lot of respect for him."

— JOHN HARBAUGH, HEAD COACH OF THE BALTIMORE RAVENS

"Bill Belichick. He is to this century what Paul Brown was to the previous century. With the way he has built teams, his strategic mind, the success he's had — he would be my easy choice."

— STEVE SABOL, FORMER PRESIDENT OF NFL FILMS ON HIS CHOICE FOR BEST NFL COACH OF THE PAST DECADE

BETTER THAN AVERAGE

Bill Belichick has led the Patriots to 19 straight winning seasons (2001-19), second all-time, behind 20 by Tom Landry.

Most Consecutive Seasons with a Winning Record

Head Coach	*Team*	*Years*
Tom Landry	Dallas	20 - 1966-85
Bill Belichick	**New England**	**19 - 2001-19**
Curly Lambeau	Green Bay	14 - 1934-47
Curly Lambeau	Green Bay	12 - 1921-32
George Halas	Chicago	10 - 1933-42
John Madden	Oakland	10 - 1969-78

Championship Game. In his first season with the Jets in 1997, Belichick's defense surrendered just 287 points, an average of 17.9 points per game, marking a significant 10.5-point per-game improvement from 1996.

NEW YORK GIANTS (1979-90)

In 1979, Belichick joined Ray Perkins' staff with the New York Giants as a defensive assistant and special teams coach, launching a 12-year tenure with the Giants. After the 1980 campaign, he drew the added responsibility of coaching the Giants linebackers. In 1983, he began coordinating the defense on Bill Parcells' staff and continued coaching the linebackers, a unit that would become known as one of the most dominant groups of all-time, featuring Pro Football Hall of Famers Lawrence Taylor and Harry Carson. He was officially appointed defensive coordinator in 1985, a position he held for the next six seasons. During his time as the Giants' defensive signal caller, his units were never ranked lower than 11th in the NFL and finished as high as second in the league three times, including the Super Bowl seasons of 1986 and 1990. Belichick's contributions with the Giants throughout the 1980s brought him national recognition as one of the best young assistant coaches in the NFL.

CLEVELAND BROWNS (1991-95)

Prior to joining the Patriots as an assistant, Belichick spent five seasons (1991-95) rebuilding the Cleveland Browns, whose 3-13 finish the year prior to his arrival was, up until that point, the worst in the history of the franchise. By 1994, the Browns were one of the NFL's best teams, boasting the second-best record in the AFC.

Belichick's first head coaching opportunity came following the 1990 season, when his defensive efforts with the New York Giants helped claim a second Super Bowl title in five years. At the age of 38, he became the NFL's youngest head coach. In his first season, Belichick began the rebuilding process by restoring the foundation of the aging squad he inherited. In 1991, the Browns improved to 6-10 and played in 11 games that were decided by a touchdown or less.

"When I first got the job [in Denver], Bill left Cleveland and people asked me how I would rank the head coaches. I had Bill number one and Joe Collier and Jeff Fisher as two and three. They kind of laughed at me at that time and they said, 'What do you mean? Why would you rank him there? He didn't have a lot of success in Cleveland.' I said, 'You just wait and see'."

— MIKE SHANAHAN, TWO-TIME SUPER BOWL CHAMPION HEAD COACH

12-WIN SEASONS

Bill Belichick owns the NFL record among head coaches with 13 seasons of 12 or more wins.

Most 12-Win Seasons Among NFL Head Coaches

Head Coach	*Team(s)*	*12-Win Seasons*
Bill Belichick	**New England**	**13**
Don Shula	BAL/MIA	8
Tony Dungy	Indianapolis	6
Tom Landry	Dallas	6
Andy Reid	PHI/KC	6

Following back-to-back 7-9 campaigns in 1992 and 1993, the Browns improved to 11-5 in 1994, a mark that is still tied for the second-highest victory total in the history of the Browns franchise. The 1994 squad was defined by its defense, which allowed a league-low 204 points. In their return to the playoffs, the Browns defeated the Patriots, 20-13, in a first-round Wild Card game on New Year's Day 1995.

The 1995 season was disrupted by the mid-season announcement that the Cleveland Browns franchise would be moved to Baltimore at the conclusion of the campaign. The announcement caused an undeniable mid-season distraction contributing to a 5-11 finish. Belichick did not accompany the franchise's move to Baltimore after the 1995 season.

AN ASSISTANT WITH THE PATRIOTS

Patriots fans witnessed Belichick's impact on a team firsthand in 1996 when he joined the Patriots after five seasons as the head coach of the Cleveland Browns. That year, the Patriots claimed their first division title in 10 years with an 11-5 record and won their first two playoff games at Foxboro Stadium to advance to Super Bowl XXXI. The 1996 Patriots defense allowed just 19.6 points per game and forced 34 turnovers, second in the AFC. In two playoff games, the defense allowed just nine points combined, propelling the Patriots to a berth in Super Bowl XXXI against Green Bay.

PHILANTHROPY

Throughout his career, Coach Belichick has been active in a wide array of charitable endeavors in New England, New York, Cleveland and beyond.

Coach Belichick has been involved in the establishment of scholarship programs in New England, Maryland and Ohio. In 2013, he launched the Bill Belichick Foundation, a nonprofit organization created to provide coaching, mentorship and financial assistance to individuals, communities and organizations with a focus on the sports of football and lacrosse. The foundation has seen results of its work all over the globe. The program "Fields of Growth" was awarded a grant in 2014 via the foundation to build a lacrosse field in Uganda, and the group decided to name it in honor of the coach. Belichick has also supported and participated in events to aid Wesleyan University, his alma mater, which established a full, four-year scholarship for incoming students named the Belichick Scholarship. Additionally, he has presented the Steve Beli-

FEWEST WEEKS WITH A LOSING RECORD SINCE 2001

New England	**12**
Pittsburgh Steelers	63
Baltimore Ravens	67
Green Bay Packers	70
Denver Broncos	73

"(He) has meant so much to me, not only professionally but personally. He's really mentored me, taught me how to be a good coach, taught me how to identify a way to win each week, taught me how to evaluate players, taught me how to be a part of the draft. He was a mentor in other ways, a very big influence in my life, from off-the-field things, decisions you had to make, those kinds of things. There was nothing that he turned me away for. He would always be there to give me his advice. To me, that's the greatest thing I got from him — he was willing to help me in any way to become a good coach and a good person."

— JOSH McDANIELS, OFFENSIVE COORDINATOR/QUARTERBACKS COACH, ON BILL BELICHICK'S IMPACT ON HIM

chick Award in conjunction with the Annapolis Touchdown Club. The award, presented in the name of Coach Belichick's late father, a longtime Naval Academy assistant coach, honors an Annapolis resident deeply involved in sports without seeking a spotlight for their achievements.

Upon returning to New England in 2000, Belichick established an annual scholarship recognizing an outstanding student athlete at Annapolis High School.

Coach Belichick has dedicated his time to sharing his vast experience and insight with high school coaches, many of whom are building their own coaching careers and are shaping the next generation of football players. In 2013, Belichick served as a guest speaker at the Notre Dame coaches clinic. In 2010, Belichick was the keynote speaker at Rutgers University's coaching clinic. In 2009, he addressed more than 500 Florida high school coaches at the Florida Gators Coaching Clinic. In previous years, Belichick has also addressed high school coaches at USA Football's New England Coaching Camp and has spoken with Alabama high school coaches at the Alabama Coaching Clinic. Coach Belichick was also a keynote speaker at the Frank McGuire Foundation's coaching seminar, addressing 600 New York-area high school coaches.

Coach Belichick has also lent his support to numerous foundations and fund raisers. He participated in the Samsung's Four Seasons of Hope annual fund raising gala, where he introduced longtime friend Jon Bon Jovi to a list of honorees that included Joe Torre, Arnold Palmer, Magic Johnson and Boomer Esiason. The star-studded affair raised over $500,000 to aid children and families in need. He was

In the spring of 2009, Bill Belichick and former Patriots offensive coordinator Charlie Weis joined Jon Bon Jovi on stage to help support Hannah and Friends, a foundation created by Weis to benefit individuals with special needs.

"Bill Belichick is the best coach I've ever competed against. I think it's safe to say he'll go down as the greatest NFL coach of all time."

— PEYTON MANNING, FORMER NFL QUARTERBACK

honored by Roxbury Comprehensive Community Center (RoxComp) and presented with the "Healthy Living Award." He is also a supporter of Hall of Famer Jim Brown's Amer-I-Can Foundation and has made speeches and appearances for Brown's foundation. He also aids Hannah and Friends, a foundation founded by long-time colleague Charlie Weis to benefit individuals with special needs.

In 2010 Coach Belichick supported a charity called Friends of Jaclyn, an organization that helps children with cancerous brain tumors be "adopted" by teams of all levels. He served as co-chair of a gala event in Boston that raised awareness for this cause.

Since becoming Patriots head coach, Coach Belichick has participated in dozens of community events in New England, including the Best Buddies Challenge, the March of Dimes Walk America, the Rodman Ride for Kids, RoxComp's Reading is the Best Medicine Program and the Mayors Cup Regatta on the Charles River to benefit AccesSportAmerica, a charity dedicated to the fitness of children and adults with disabilities. He is a supporter of the Pawtucket Police Athletic League. He has also participated in several events benefiting the Lazarus House, a non-profit charity serving the homeless of Merrimack Valley.

While in Cleveland, the Belichick family launched a charitable foundation benefiting the Zelma George Home, a shelter for homeless women and children. The Belichicks also established an annual scholarship awarded to an Annapolis High School senior for academic and athletic achievement.

ACADEMICS

Coach Belichick has received prestigious awards from two alma maters: Wesleyan University and Phillips Academy in Andover, Massachusetts. At Wesleyan's commencement in 2002, Coach Belichick received the prestigious Baldwin Medal, awarded annually by the Wesleyan University Alumni Association. It recognizes outstanding contributions to public interest and to the university. In 2005, he received a Doctor of Humane Letters degree from Wesleyan. He was inducted into the Wesleyan University Athletic Hall of Fame in 2008. He is proud to remain close to his Phillips Academy roots, where he was bestowed the Distinguished Alumni Award in 1987 and the Distinguished Service Award in 2008. He was also honored at Phillips Academy when the school declared a day in his honor in 2002. Additionally, Belichick was among the 2011 inductees for Phillips Andover Academy's Athletics Hall of Honor.

Coach Belichick has enjoyed several annual offseason visits to New England schools to interact with students. His speaking engagements included visits to Southern Connecticut State University, Boston College, Wesleyan, Brown Uni-

"You're talking about a guy that'll be a first-ballot Hall of Fame coach when he gets in there... That's the biggest guy, and you like to go up against the very best, and that's who he is."

—FORMER NFL HEAD COACH REX RYAN

The Bill Belichick Foundation donated funds to a program to help build a lacrosse field in Uganda and the group decided to name the field after coach Belichick.

FOOTBALL FAMILY

Bill Belichick is one of only five head coaches in NFL history whose father played in the NFL. The others are Joe Walton, David Shula, Mike Nolan and Todd Haley. Belichick's father, Steve, played fullback for the Detroit Lions in 1941 and coached for 33 years at the Naval Academy.

versity, Salem State College, Phillips Andover Academy and a panel discussion on sports at the Fenn School's Alumni Dinner. He was a guest speaker at the 2006 NCAA Lacrosse All-American banquet held at the Final Four in Philadelphia and at the 2008 NCAA Lacrosse Championship Banquet at Gillette Stadium. In 2004, he received honorary doctorates at Boston University and the New England Institute of Technology, where he also delivered the commencement address to over 900 graduates. In 2008, he addressed a group of 100 Foxborough-area middle school students and hosted them at a screening of the movie "The Express." Coach Belichick also delivered the commencement address at Suffield Academy in 2011.

PLAYING

Belichick lettered in football, lacrosse and squash while attending college at Wesleyan University in Middletown, Connecticut. He earned three letters in football while competing at center and tight end. As a senior, he was named captain of his lacrosse team. He was inducted into the Wesleyan University Athletics Hall of Fame as part of its inaugural class in 2008.

EDUCATION OF A COACH

In 2005, legendary author and historian David Halberstam wrote The Education of a Coach, a book which chronicled Bill Belichick's life and career in football.

PERSONAL

Bill Belichick was born April 16, 1952, in Nashville, Tennessee, and raised in Annapolis, Maryland. His father, Steve, played fullback for the Detroit Lions in 1941 and coached for 33 years at the Naval Academy. Bill was a standout prep athlete at Annapolis High, where he has since been inducted

"[The Kraft family] made one of the great moves in the history of the NFL by hiring Bill Belichick and all that he's done. They've done famous things together. It's been fun to watch that. I've enjoyed that a lot. I have a tremendous respect for Bill and the job that Robert [Kraft] has done."

— PETE CARROLL, HEAD COACH OF THE SEATTLE SEAHAWKS

"If you love football, you love working for him. I've never been around a better listener than Bill. I always thought he was very easy to communicate with – very honest, very direct and very open."

— KIRK FERENTZ, HEAD COACH AT THE UNIVERSITY OF IOWA

Belichick was a co-host on NFL Network's "NFL 100 All-Time Team" series showcasing the 100 greatest players in league history. He was nominated for Sports Emmy for Outstanding Sports Personality for his contributions.

into the school's hall of fame. In 2020, Belichick became the first recipient of the key to the city of Annapolis. He attended Phillips Academy in Andover, Massachusetts, before enrolling at Wesleyan, where he earned his bachelor's degree in economics in 1975. In 2018, Belichick was one of six people appointed to the President's Council on Sports, Fitness and Nutrition, a committee that engages, educates and empowers all Americans to adopt a healthy lifestyle that includes regular physical activity and good nutrition.

In 2019, Belichick joined Chuck Noll (1970s-80s) as the only other coach in NFL history to be selected to two NFL All-Decade teams. Last year he was also featured as a regular co-host on NFL Network's "NFL 100 All-Time Team" series showcasing the 100 greatest players in league history. For his part in the series, Belichick was nominated for Sports Emmy for Outstanding Sports Personality - Studio Analyst.

He was also a member of the Pro Football Hall of Fame's centennial blue-ribbon panel that helped construct 2020's Hall of Fame class that includes 10 senior nominees, five modern era nominees, three contributors and two coaches. Belichick was also honored in a pregame ceremony at Super Bowl LIV honoring the NFL 100 team that also featured Tom Brady, Rob Gronkowski, Randy Moss, Adam Vinatieri, John Hannah and Mike Haynes.

Belichick was also awarded a "game ball" from the Fritz Pollard Alliance in 2019, acknowledging his efforts in creating coaching opportunities for minorities.

In 2020, Belichick was honored by the lacrosse community as he was named the winner of Spirit of Tewaaraton Award. The award is presented to an individual who has contributed to the sport of lacrosse in a way that reflects the spirit of the values and mission of the Tewaaraton Award.

"There's no hidden agenda here [in New England]. You're supposed to know what your job is and do your job. It's an easy set of circumstances to work with."

— SCOTT PIOLI, FORMER ASSISTANT GM OF THE ATLANTA FALCONS

CAM **ACHORD**

SPECIAL TEAMS COORDINATOR

11TH COACHING SEASON
3RD NFL SEASON
3RD PATRIOTS SEASON

SUPER BOWLS: 18

PRONOUNCED AY-cord

COACHING

Cameron Achord enters his third season overall with the New England Patriots in 2020, and his first as special teams coordinator. Achord served as assistant special teams coach from 2018-19. Achord joined the Patriots after five seasons with Southwest Mississippi Community College, where he served in roles as offensive coordinator, special teams coordinator, quarterbacks, running backs and tight ends coach, as well as recruiting coordinator. He played a key role in Patriots special teams blocking a franchise record four punts in 2019. In 2014, Achord's kickoff return unit ranked third and the punt return unit ranked second in the nation in return average. In 2016 under Achord's tutelage, tight end Ravian Pierce earned All-American honors.

Prior to his stint at Southwest, Achord spent the 2010-11 seasons as a special teams graduate assistant, and worked with the linebackers at the University of Southern Mississippi. He spent the 2012 season as an offensive graduate assistant with the Eagles, working with the quarterbacks.

PLAYING

A four-year starter at free safety at Belhaven University, Achord served as a team captain in 2008 and 2009. He was a two-time Academic All-American honoree and twice named a Mid-South Conference Player of the Week. In addition, he was an All-Conference back in 2009 and an Honorable Mention back in 2007. In 2010, he participated in the NAIA Senior Classic.

PERSONAL

Achord is a Brookhaven, Mississippi, native and 2005 graduate of Brookhaven Academy. He is also a 2009 graduate of Belhaven University with degrees in computer information science and sports administration. He received a master's degree in sports management from the University of Southern Mississippi in 2011.

ACHORD'S COACHING CAPSULE

Years	*Team*	*Position*
2010-11	Southern Mississippi	Special Teams Graduate Assistant/Linebackers
2012	Southern Mississippi	Offensive Graduate Assistant/Quarterbacks
2013-14	Southwest Mississippi Community College	Special Teams Coordinator/Wide Receivers/Tight Ends/Recruiting Coordinator
2015	Southwest Mississippi Community College	Special Teams Coordinator/Pass Game Coordinator/Quarterbacks/Running Backs/ Tight Ends/Recruiting Coordinator
2016-17	Southwest Mississippi Community College	Offensive Coordinator/Special Teams Coordinator/Quarterbacks/Running Backs/Tight Ends/Recruiting Coordinator
2018-19	New England Patriots	Assistant Special Teams
2020	New England Patriots	Special Teams Coordinator

BRIAN **BELICHICK**

SAFETIES

4TH COACHING SEASON
5TH NFL SEASON
5TH PATRIOTS SEASON

SUPER BOWLS: 16,18

Brian Belichick enters his first season as safeties coach following three seasons as a coaching assistant with the New England Patriots. Belichick originally joined the organization as a scouting assistant in 2016. He graduated from Trinity College in 2016, where he majored in anthropology and played midfield for the Bantam lacrosse team.

Belichick attended the Rivers School (Weston, Massachusetts) and Suffield Academy (Suffield, Connecticut) and was an all-league selection in both football and lacrosse.

BRIAN BELICHICK'S COACHING CAPSULE

Years	Team	Position
2016	New England Patriots	Scouting Assistant
2017-19	New England Patriots	Coaching Assistant
2020	New England Patriots	Safeties

STEVE **BELICHICK**

OUTSIDE LINEBACKERS

9TH COACHING SEASON
9TH NFL SEASON
9TH PATRIOTS SEASON

SUPER BOWLS: 14, 16, 18

COACHING

Steve Belichick enters his first season with the New England Patriots as outside linebackers coach following four seasons coaching in the secondary and four years as a coaching assistant.

In 2019, Belichick led a secondary as part of a defense that finished No. 1 in the NFL in total defense (275.9 yards per game) and scoring (14.1 points allowed per game). Additionally, CB Stephon Gilmore turned in a career season, becoming the first Patriot to win Associated Press NFL Defensive Player of the Year after finishing with a career-high six interceptions and his second straight year with 20 passes defensed, joining Ty Law (1998 & 2003) as the only Patriots with two seasons of 20-plus passes defensed. Gilmore also earned AFC Defensive Player of the Month for October and safety Devin McCourty was named AFC Defensive Player of the Month for September after he intercepted a pass in each of the first four games of the season.

Under his guidance in 2018, the Patriots safeties were part of a defense that held the L.A. Rams to a Super Bowl record-tying low three points en route to a victory in Super Bowl LIII. Duron Harmon also duplicated his performance from the previous season by leading the team and tying a career-high with four interceptions. In 2017, the Patriots safeties played a critical role within a unit that finished fifth in the NFL by allowing 18.5 points per game. Devin McCourty was also selected to his fourth career Pro Bowl under Belichick's instruction.

PLAYING

After playing four years of lacrosse at Rutgers, Belichick walked on to the football team as a long snapper to help in preparations for a career in coaching. He was a three-year starter at linebacker, tight end and fullback as well as a long snapper at The Rivers School in Weston, Massachusetts, before heading to Rutgers.

STEVE BELICHICK'S COACHING CAPSULE

Years	Team	Position
2012-15	New England Patriots	Coaching Assistant
2016-18	New England Patriots	Safeties
2019	New England Patriots	Secondary, Safeties
2020	New England Patriots	Outside Linebackers

CARMEN **BRICILLO**

OFFENSIVE LINE

16TH COACHING SEASON
2ND NFL SEASON
2ND PATRIOTS SEASON

Carmen Bricillo enters his second season with the New England Patriots in 2020 and his first as offensive line coach. He joined the Patriots in 2019 as a coaching assistant after spending nine years coaching the offensive line at Youngstown State. In his time with the program, Bricillo coached his players to 15 All-Missouri Valley Conference selections. Prior to his time at Youngstown, Bricillo spent the 2009 season as an offensive assistant coach at Illinois and

worked at Akron as director of video services (2006) and a coaching assistant (2007-08). He began his college coaching career at his alma mater Duquesne as the offensive line coach in 2005. Before joining Duquesne, Bricillo spent two seasons as an assistant coach at Indiana Area High School.

Bricillo played center at Duquesne, starting 32 games in his college career. He earned first-team all-conference honors in both 1995 and 1996.

Bricillo earned his bachelor's degree in business administration from Duquesne in 1999 and earned a master's in sports science and coaching from Akron in 2009.

BRICILLO'S COACHING CAPSULE

Years	Team	Position
2003-04	Indiana Area High School	Assistant Coach
2005	Duquesne	Offensive Line
2006	Akron	Director of Video Services
2007-08	Akron	Coaching Assistant
2009	Illinois	Offensive Assistant
2010-18	Youngstown State	Offensive Line
2019	New England Patriots	Coaching Assistant
2020	New England Patriots	Offensive Line

TROY **BROWN**

RUNNING BACKS, KICK RETURNERS

2ND COACHING SEASON
17TH NFL SEASON
17TH PATRIOTS SEASON

SUPER BOWLS: 01, 03, 04

COACHING

Brown enters his first season as running backs, kick returners coach in 2020 after joining the New England Patriots coaching staff in an NFL Minority Coaching Fellowship position in 2019.

PLAYING

Brown spent his entire 15-season career as a wide receiver with the New England Patriots after being drafted by the team in the eighth round (198th overall) of the 1993 NFL Draft out of Marshall. Brown is a three-time Super Bowl champion (XXXVI, XXXVIII, XXXIX), a five-time co-captain, earned Pro Bowl honors in 2001 and was given the Ron Burton Community Service Award in 2004. He is the team's all-time leading punt returner with 252 career returns and 2,625 punt return yards, ranks second all-time in receptions with 557 and ranks third all-time in all-purpose yardage with 11,053 total yards. Brown was inducted to the Patriots Hall of Fame in 2012.

PERSONAL

Troy Brown was born on July 2, 1971, in Barnwell, South Carolina. He lettered in both football and track at Blackville-Hilda High School in Blackville, South Carolina, and majored in computer science at Marshall. Since retiring from football, Brown has worked as a football analyst for NBC Sports Boston. Brown has three sons, Sir'mon, Saanjay and Skylar.

BROWNS COACHING CAPSULE

Years	Team	Position
2019	New England Patriots	NFL Minority Coaching Fellowship
2020	New England Patriots	Running Backs, Kick Returners

MOSES **CABRERA**

HEAD STRENGTH & CONDITIONING

23RD COACHING SEASON
10TH NFL SEASON
10TH PATRIOTS SEASON

SUPER BOWLS: 14, 16, 18

COACHING

Moses Cabrera enters his fifth season as the Patriots head strength and conditioning coach after five seasons as the Patriots assistant strength and conditioning coach. Cabrera took over for Harold Nash, who he assisted in the team's year-round conditioning program for five seasons. Cabrera joined the organization on March 31, 2011, after one season as an assistant strength coach at the University of Colorado. During his time in Boulder, Cabrera was responsible for the implementation of strength and conditioning programs for the school's football team.

Prior to his season at Colorado, Cabrera spent six years as an assistant strength coach at Fresno State where he was responsible for the design and implementation of strength and conditioning programs for incoming football players, men's basketball, women's lacrosse and women's soccer.

Cabrera held graduate assistant strength coach positions from 2001-04 at Oral Roberts University, the University of Nebraska at Omaha and Fresno State. Cabrera began his coaching career at Oral Roberts, where he assisted with the design and implementation of strength and conditioning programs for 10 varsity sports from 1998-2000.

PERSONAL

Cabrera was born on Aug. 20, 1978, and raised in Deming, New Mexico. He graduated from Oral Roberts University in 2000 with a bachelor of science in kinesiology health and exercise science.

CABRERA'S COACHING CAPSULE

Years	*Team*	*Position*
1998-2000	Oral Robers University	Student Assistant
2000-01	Oral Roberts University	Graduate Assistant
2001-02	University of Nebraska at Omaha	Graduate Assistant
2002-03	Fresno State	Graduate Assistant
2004	University of Nebraska at Omaha	Graduate Assistant
2004-09	Fresno State	Assistant Strength & Conditioning
2010	University of Colorado	Assistant Strength & Conditioning
2011-15	New England Patriots	Assistant Strength & Conditioning
2016-20	New England Patriots	Head Strength & Conditioning

NICK **CALEY**

TIGHT ENDS, FULLBACKS

16TH COACHING SEASON
6TH NFL SEASON
6TH PATRIOTS SEASON

SUPER BOWLS: 16, 18

COACHING

Nick Caley enters his fourth season as tight ends coach in 2020 after two seasons as a coaching assistant. Caley has also coached fullbacks since 2017.

In Caley's first season as tight ends coach in 2017, Rob Gronkowski earned his fifth career Pro Bowl invitation, was named to the Associated Press All-Pro: First Team and led all tight ends in receiving yards (1,084) and yards per reception (15.7). That same season, he also coached fullback James Develin to his first career Pro Bowl.

Prior to joining the Patriots, Caley spent 10 years coaching in the college ranks. He entered the NFL having coached mainly on the defensive side of the ball at seven different schools, with a focus on the secondary. In addition to his coaching experience, Caley earned his bachelor of arts in communications from John Carroll (2006), a master of science, sport science and coaching from Akron (2008) and a master of education in educational leadership and policy studies from Iowa State (2011).

PERSONAL

Caley was born on Jan. 22, 1983, in Canton, Ohio. He and his wife Grace have two daughters, Caroline and Vivian.

CALEY'S COACHING CAPSULE

Years	Team	Position
2005-06	John Carroll	Student Assistant
2006-07	Akron	Defensive Graduate Assistant
2008	Auburn	Defensive Administrative Assistant
2009-11	Iowa State	Defensive Graduate Assistant
2012	Eastern Illinois	Secondary Coach
2013	Arkansas	Defensive Graduate Assistant
2014	Florida Atlantic	Secondary Coach
2015-16	New England Patriots	Offensive Coaching Assistant
2017-20	New England Patriots	Tight Ends, Fullbacks

DEMARCUS COVINGTON

DEFENSIVE LINE

9TH COACHING SEASON
4TH NFL SEASON
4TH PATRIOTS SEASON

SUPER BOWLS: 18

COACHING

DeMarcus Covington enters his fourth season overall with the Patriots in 2020 and his first as defensive line coach. Covington served as outside linebackers coach in 2019 after two seasons as a coaching assistant. Covington joined the organization in 2017 after spending the 2016 season as co-defensive coordinator and defensive line coach at Eastern Illinois. Prior to his time with the Panthers, Covington coached the defensive line at UT Martin in 2015. From 2013-14, he spent two seasons as a defensive graduate assistant at Ole Miss and in 2012, was a defensive graduate assistant at the University of Alabama-Birmingham.

Under Covington's guidance in 2019, Jamie Collins Sr. set new career highs with seven sacks and three interceptions as part of a defense that finished No. 1 in the NFL in total defense (275.9 yards per game) and scoring (14.1 points allowed per game). He was the only player in the NFL with six or more sacks and three or more interceptions in 2019. No other Patriot has reached those marks in the same season. Kyle Van Noy also set a single-season career high with 6½ sacks and earned AFC Defensive Player of the Week honors following a Week 4 win at Buffalo when he led the team with eight tackles, two sacks, three quarterback hits and two forced fumbles.

PLAYING

Covington played collegiately at wide receiver for Samford University where he registered 62 receptions for 586 yards and two touchdowns from 2007-10. He graduated from Samford in 2011.

PERSONAL

Off the field, Covington created Next Level in 2012, a non-profit football camp that serves as an outlet to the youth of his home town of Birmingham, Alabama, for a full day of football-related drills and activities. Covington and wife, Natasha have a son, Cassius.

COVINGTON'S COACHING CAPSULE

Years	Team	Position
2012	Alabama-Birmingham	Graduate Assistant
2013-14	Mississippi	Graduate Assistant
2015	UT Martin	Defensive Line
2016	Eastern Illinois	Co-Defensive Coordinator/Defensive Line
2017-18	New England Patriots	Coaching Assistant
2019	New England Patriots	Outside Linebackers
2020	New England Patriots	Defensive Line

IVAN **FEARS**

RUNNING BACKS

45TH COACHING SEASON
30TH NFL SEASON
24TH PATRIOTS SEASON

SUPER BOWLS: 01, 03, 04, 14, 16, 18

COACHING

Ivan Fears, a 44-year coaching veteran, is in his 30th season in the NFL and his 24th with the New England Patriots in 2020. He returned to New England in 1999 after beginning his NFL coaching career with the Patriots in 1991. Since returning, he has enjoyed 17 division championships, nine conference titles and six Super Bowl championships. He is in his 19th season as running backs coach, after having coached New England's wide receivers from 1999-2001 and previously from 1991-92.

Under Fears' guidance since 2002, the Patriots running backs have helped the team finish in the top 10 in offense 13 times in the last 18 seasons: 2018 (5), 2017 (1), 2016 (4), 2015 (6), 2013 (7), 2012 (1), 2011 (2), 2010 (8), 2009 (3), 2008 (5), 2007 (1), 2005 (7) and 2004 (7). Fears has also coached four different 1,000-yard rushers from his current post: Corey Dillon (franchise record of 1,625) in 2004, BenJarvus Green-Ellis (1,008) in 2010, Stevan Ridley (1,263) in 2012 and LeGarrette Blount (1,161) in 2016.

In 2018, Sony Michel set the NFL postseason record for most rushing touchdowns by a rookie in a single postseason with six. That mark tied for second-most rushing touchdowns in a single postseason run overall behind Terrell Davis' eight rushing scores during the 1997 playoffs.

Fears' other notable accomplishments with Patriots running backs include LeGarrette Blount setting a new franchise record with 18 rushing touchdowns in 2016 and Danny Woodhead setting a franchise mark with 5.6 yards per carry (minimum 90 attempts) in 2010, topping Don Calhoun's previous team mark of 5.59 set in 1976.

In 2008, the Patriots had their best rushing season in more than 20 years, averaging 4.4 yards per carry and totaling 2,278 yards and 21 rushing touchdowns. Fears' running backs also helped to consistently sustain drives, as the Patriots led the league in rushing first downs (145) and in drives of 10 plays or longer (38).

In 2004, the Patriots averaged 4.07 yards per carry, the most since 1985 (4.13-yard avg.). Dillon set the team's single-season rushing record with 1,635 yards and led the NFL with an average of 109.0 yards per game in which he appeared.

Fears took on running backs duties in 2002, and in his first season the position produced 1,508 yards rushing – the second highest total by the Patriots since 1996.

As receivers coach in 2001, Fears helped both Troy Brown and David Patten produce career years. Brown established a franchise record with 101 receptions for a career-high 1,199 yards and earned his first trip to the Pro Bowl. It was Brown's first 1,000-yard season. Patten, who entered the season with just 71 career receptions in four seasons, claimed the starting role opposite Brown and was credited with 51 receptions for 749 yards and four touchdowns.

Fears originally joined the professional coaching ranks as the receivers coach on Dick MacPherson's staff with the Patriots in 1991. After two seasons in New England, he accepted a position with the Chicago Bears, where he coached the receivers for six seasons (1993-98) before returning to New England in 1999.

In 1991, his receiving corps featured Irving Fryar, Greg McMurtry and Michael Timpson. That year, Fryar turned in the first 1,000-yard season of his career, finishing with 1,014 yards on 68 receptions (14.9 avg.).

In 1993, Fears joined the Chicago Bears and inherited the team's first-round selection, Curtis Conway. In 1994, the Bears added Jeff Graham, a reserve receiver from the Steelers, and Fears helped develop the two into one of the premier receiving tandems in the league over a two-year span. In his first year with the Bears, Graham started 15 games and led the team with 68 receptions for 944 yards. In 1995, Conway and Graham became the first receiving tandem in franchise history to each record over 1,000 yards receiving in a single season. In 1996, Conway produced a career-high 81 receptions for 1,049 yards and became the first player in Bears history to record back-to-back 1,000-yard seasons.

Fears began his coaching career as a graduate assistant at William & Mary in 1976. In 1977, he drew his first positional responsibilities coaching receivers. His next two seasons (1978-79), he coached quarterbacks before accepting the role as receivers coach at Syracuse in 1980, a position he held for the next 10 seasons.

PLAYING

A three-year letterman as a running back at William & Mary (1973-75), his playing career was cut short after undergoing three knee operations during his collegiate career.

PERSONAL

Fears was born Nov. 15, 1954 in Portsmouth, Virginia. He grew up in Suffolk, Virginia., where he starred at John Yates High and was twice named the school's Outstanding Player of the Year. He also earned all-state honors as a senior. Fears and his wife, Beverly, have three children, Joshua, Aaron and Kimberly.

FEARS' COACHING CAPSULE

Years	Team	Position
1976	William & Mary	Graduate Assistant
1977	William & Mary	Wide Receivers
1978-79	William & Mary	Quarterbacks
1980-90	Syracuse	Wide Receivers
1991-92	New England Patriots	Wide Receivers
1993-98	Chicago Bears	Wide Receivers
1999-01	New England Patriots	Wide Receivers
2002-20	New England Patriots	Running Backs

JEDD FISCH

QUARTERBACKS

24TH COACHING SEASON
14TH NFL SEASON
1ST PATRIOTS SEASON

COACHING

Jedd Fisch brings over two decades of coaching experience to his new role as quarterbacks coach with the New England Patriots. Fisch, entering his 14th NFL season, joins the Patriots after spending two seasons with the Los Angeles Rams as a senior offensive assistant and assistant coordinator/offense. Fisch has also previously spent time with the Jaguars as the offensive coordinator, the Seahawks as a quarterbacks coach, the Broncos as a wide receivers coach, the Ravens as an assistant quarterbacks/wide receivers coach and the Texans as a defensive quality control coach.

Prior to his stint with the Rams, Fisch spent one year at UCLA where he was hired as the offensive coordinator and later became the interim head coach for the final two games of the season. He also spent two seasons at the University of Michigan under head coach Jim Harbaugh as the passing game coordinator and quarterbacks/wide receivers coach from 2015-16.

PERSONAL

A native of Livingston, New Jersey, Fisch earned a master's degree in sports management from the University of Florida, where he served as a graduate assistant for two years (1999-2000) and a bachelor's degree in criminology in 1998. He and his wife, Amber, have three daughters, Zaylee, Ashlee and Kendall.

FISCH'S COACHING CAPSULE

Years	Team	Position
1997	PK Yonge DRS Gainsville (H.S.)	Defensive Coordinator
1998	New Jersey Red Dogs (Arena League)	Wide Receivers/Quality Control
1999-00	Florida	Graduate Assistant
2001-03	Houston Texans	Defensive Quality Control
2004-07	Baltimore Ravens	Assistant Quarterbacks/Assistant Wide Receivers
2008	Denver Broncos	Wide Receivers
2009	Minnesota	Offensive Coordinator/Quarterbacks
2010	Seattle Seahawks	Quarterbacks
2011-12	Miami (Fla.)	Offensive Coordinator/Quarterbacks
2013-14	Jacksonville Jaguars	Offensive Coordinator
2015-16	Michigan	Quarterbacks/Wide Receivers/Pass Game Coordinator
2017	UCLA	Interim Head Coach
2017	UCLA	Offensive Coordinator/Quarterbacks
2018	Los Angeles Rams	Senior Offensive Assistant
2019	Los Angeles Rams	Assistant Coordinator/Offense
2020	New England Patriots	Quarterbacks



JOE HOUSTON

SPECIAL TEAMS ASSISTANT

9TH COACHING SEASON
1ST NFL SEASON
1ST PATRIOTS SEASON

COACHING

Joe Houston enters his first season coaching in the NFL and first season with the New England Patriots in 2020 after spending 2019 with Alabama as a special teams analyst. Prior to joining the Crimson Tide, Houston spent three years at Iowa State as a quality control coach in 2016-17 and as special teams coordinator in 2018. In 2015, Houston worked as a quality control assistant at Toledo. He began his coaching career in 2012, when he spent three seasons at El Camino College as a special teams coach and assisted in the secondary.

PLAYING

Houston was a placekicker at USC from 2007-10 under coaches Pete Carroll and Lane Kiffin. After earning starting kicking duties in 2010, Houston led the team in scoring (73 points), made 10 field goals and was a perfect 43-for-43 for extra point attempts in his senior year. Houston also spent two seasons in the Arena Football League with the Chicago Rush and the Nebraska Danger after his collegiate career.

PERSONAL

Houston is a native of Redondo Beach, California, and graduated from USC in 2010.

HOUSTON'S COACHING CAPSULE

Years	*Team*	*Position*
2012-14	El Camino College	Special Teams, Secondary
2015	Toledo	Quality Control Assistant
2016-17	Iowa State	Associate for Quality Control
2018	Iowa State	Special Teams Coordinator
2019	Alabama	Special Teams Analyst
2020	New England Patriots	Special Teams Assistant

MICK LOMBARDI

WIDE RECEIVERS

12TH COACHING SEASON
10TH NFL SEASON
4TH PATRIOTS SEASON

COACHING

Mick Lombardi enters his first season as wide receivers coach with the New England Patriots in 2020 after returning to the organization as assistant quarterbacks coach in 2019. He previously worked as a scouting assistant for the Patriots from 2011-12. Lombardi spent the 2017-18 seasons with the New York Jets as an offensive assistant and assistant quarterbacks coach. After his initial stint with the Patriots, he spent four seasons as a member of the San Francisco 49ers from 2013 through the 2016 season, taking on a variety of roles including assistant to the head coach, offensive assistant, defensive assistant and quality control coach. Lombardi began his coaching career at his alma mater Fordham as a student assistant coach during the 2009-10 seasons, working on film breakdowns, scouting reports and with the scout team.

PERSONAL

Lombardi was born on Oct. 1, 1988, in Ocean City, New Jersey. His father, Michael, worked as an assistant to the Patriots coaching staff during the 2014-16 seasons and spent time as an executive for the 49ers, Browns, Eagles and Raiders. Mick earned his bachelor's degree in communications from Fordham in 2011. Mick and his wife, Michelle, have two sons, Dominic and Michael.

LOMBARDI'S COACHING CAPSULE

Years	Team	Position
2009-10	Fordham	Student Assistant
2011-12	New England Patriots	Scouting Assistant
2013-16	San Francisco 49ers	Assistant to the Head Coach/Offensive Assistant/ Defensive Assistant/Quality Control
2017-18	New York Jets	Offensive Assistant/Assistant Quarterbacks
2019	New England Patriots	Assistant Quarterbacks
2020	New England Patriots	Wide Receivers

DERON **MAYO**

STRENGTH & CONDITIONING ASSISTANT

3RD COACHING SEASON
3RD NFL SEASON
3RD PATRIOTS SEASON

SUPER BOWLS: 18

PRONOUNCED DER-on

COACHING

Deron Mayo enters his third season as strength & conditioning assistant coach with the New England Patriots in 2020. Mayo joined the organization in 2018 after playing linebacker for the Calgary Stampeders of the Canadian Football League for six seasons. He assists Moses Cabrera in the team's year-round strength and conditioning program.

PLAYING

Mayo played linebacker for six seasons in the CFL for the Calgary Stampeders. He appeared in 87 regular-season contests and five playoff games during his pro career and won a Grey Cup with the Stampeders in 2014. Mayo totaled 277 tackles on defense, 33 tackles on special teams, 14 sacks, one interception and one fumble recovery over six seasons. Mayo played his final collegiate season with Old Dominion after spending his first three seasons at Hofstra University (2007-09). He was co-captain of the Old Dominion Monarchs in 2010 and became the first ODU grad to sign with an NFL team when he went to training camp with the Denver Broncos in 2011.

PERSONAL

Mayo is a Hampton, Virginia, native, and played four seasons at Kecoughtan High School. He was named to the All-Peninsula District First Team and All-Area Second Team as a senior. Deron's older brother, Jerod, was a first-round draft pick of the New England Patriots in 2008 and played eight seasons for the team before his retirement following the 2015 season. Mayo earned his bachelor of science degree in exercise science from Hofstra. He and his wife, Janelle, have a daughter, Maliya, and a son, Myles.

MAYO'S COACHING CAPSULE

Years	Team	Position
2018-20	New England Patriots	Strength & Conditioning Assistant

JEROD MAYO

INSIDE LINEBACKERS

2ND COACHING SEASON
10TH NFL SEASON
10TH PATRIOTS SEASON

SUPER BOWLS: 14

COACHING

Jerod Mayo began his coaching career as inside linebackers coach with the New England Patriots in 2019. Under Mayo's tutelage in his first coaching season, Dont'a Hightower earned his second career Pro Bowl nod after the eight-year veteran totaled 71 tackles, 5½ sacks, four passes defensed and one fumble returned for a touchdown as part of a defense that finished No. 1 in the NFL in total defense (275.9 yards per game) and scoring (14.1 points allowed per game).

PLAYING

Mayo was drafted by the Patriots in the first round (10th overall) of the 2008 draft and spent his entire NFL career in New England, retiring following the 2015 season. Mayo played linebacker and appeared in 103 games during his career, racking up 905 total tackles. He was named captain for seven consecutive seasons (2009-15) and is a 2014 Super Bowl Champion. Mayo made the Pro Bowl after the 2012 and 2010 seasons where he led the league in tackles and made the 2010 Associated Press All-Pro First Team. He led the Patriots in total tackles in each of his first five seasons and became just the second Patriots player to win the Associated Press Defensive Rookie of the Year. Mayo played collegiately at Tennessee from 2005-07 and played in 32 games, registering 236 total tackles.

PERSONAL

Jerod Mayo was born Feb. 23, 1986, in Hampton, Virginia. Mayo worked in finance for Optum prior to his return to the NFL. Jerod's brother, Deron, joined the Patriots organization in 2018 as an assistant strength & conditioning coach. Jerod and his wife, Chantel, have three daughters, Chya, Chyanne and Chylo, and a son, Jerod Jr.

MAYO'S COACHING CAPSULE

Years	*Team*	*Position*
2019-20	New England Patriots	Inside Linebackers



JOSH McDANIELS

OFFENSIVE COORDINATOR

21ST COACHING SEASON
20TH NFL SEASON
17TH PATRIOTS SEASON

SUPER BOWLS: 01, 03, 04, 14, 16, 18

COACHING

Josh McDaniels was named New England Patriots offensive coordinator/quarterbacks coach for the 2012 season after he re-joined the Patriots coaching staff in January 2012 as an offensive assistant. The 2020 season will be McDaniels' 17th season with the Patriots overall and his 12th as the team's offensive coordinator.

In 11 seasons as offensive coordinator, McDaniels has guided the offense to eight top-10 rankings, including the NFL's No. 1 ranked offense in 2007, 2012 and 2017. Additionally, Tom Brady was elected to the Pro Bowl eight times and eclipsed 4,000 yards passing eight times. Overall, McDaniels has been part of six Super Bowl championships with New England, three as the team's offensive coordinator.

In 2016 under McDaniels' guidance, Patriots quarterbacks set NFL records by starting the season with 258 pass attempts without an interception. They threw just two interceptions overall and notched the best touchdown to interception ratio (16.00) in a single season. McDaniels left the Patriots to become the head coach of Denver in 2009 and in 2011, McDaniels moved on to St. Louis to become the offensive coordinator for the St. Louis Rams. Under McDaniels' guidance that season, Rams RB Steven Jackson eclipsed the 1,000-yard mark for the seventh consecutive season despite running behind an offensive line that started eight different combinations over the course of the season.

McDaniels spent the 2009-10 seasons as the head coach of the Denver Broncos after serving as an assistant with the Patriots from 2001-08. In his first stint with New England, McDaniels played a key role on a staff that won three Super Bowl titles and four AFC championships.

He first joined the Patriots organization as a personnel

assistant on the 2001 team that defeated the Rams in Super Bowl XXXVI, served as a defensive assistant on the 2003 club that won Super Bowl XXXVIII and was promoted to quarterbacks coach in 2004, a season that culminated with a victory over the Eagles in Super Bowl XXXIX.

In addition to his role with Patriots quarterbacks, McDaniels added the title of offensive coordinator in 2006. In his second season as New England's offensive play caller in 2007, McDaniels oversaw a unit that broke several NFL records, including points scored, touchdowns scored and most players scoring a touchdown.

Under McDaniels' tutelage, 2007 NFL MVP Tom Brady broke the NFL record for touchdown passes in a season (50) and led the league in both passing yards (4,806) and passer rating (117.2). Brady also set franchise marks in nearly every major passing category, while WR Wes Welker set the franchise record for receptions in a season (112) and WR Randy Moss broke the NFL record for touchdown receptions with 23. The Patriots offense also posted the franchise's highest average yards per rush in 22 seasons with 4.1 yards per carry, and the team's 17 rushing touchdowns were the second highest total in the previous 20 years.

During McDaniels' first season in Denver, QB Kyle Orton set career-highs for pass attempts, completions, passing yards, touchdown passes and passer rating while tying his career low for interceptions. Orton's 3,802 yards were the sixth-highest for a season in Broncos history. In 2010, the Broncos ranked seventh in the NFL in passing yards per game and finished 13th in total yards per game. WR Brandon Lloyd led the NFL in receiving yards with 1,448 and finished second in the AFC with 11 touchdown catches en route to his first Pro Bowl invitation.

Brady was elected to 10 Pro Bowls during his 11 seasons with McDaniels serving as his position coach. After Brady suffered a season-ending knee injury in the 2008 regular-season opener, another McDaniels protégé, Matt Cassel, led the club to a 10-5 record as a starter. In his first season as an NFL starter, Cassel posted the fourth-best completion percentage in Patriots history (63.4) while passing for 3,693 yards with 21 touchdowns and 11 interceptions.

Prior to joining Bill Belichick's staff, McDaniels spent one season as a graduate assistant under Nick Saban at Michigan State.

PLAYING

McDaniels attended John Carroll University, where he played quarterback and wide receiver for the Blue Streaks from 1995-98. McDaniels was a college teammate of former NFL linebacker London Fletcher, Patriots director of player personnel Nick Caserio, former assistant quarterbacks coach Jerry Schuplinski and director of pro personnel Dave Ziegler.

PERSONAL

A native of Canton, Ohio, McDaniels is the son of one of the most well-respected high school coaches in the country. Thom McDaniels was a finalist for the NFL High School Coach of the Year award in 2012, and Josh benefited from growing up in a football family.

Josh and his wife, Laura, have four children.

McDANIELS' COACHING CAPSULE

Years	Team	Position
1999	Michigan State	Graduate Assistant
2001	New England Patriots	Personnel Assistant/Coaches Assistant
2002-03	New England Patriots	Coaching Assistant
2004-05	New England Patriots	Quarterbacks
2006-08	New England Patriots	Offensive Coordinator/Quarterbacks
2009-10	Denver Broncos	Head Coach
2011	St. Louis Rams	Offensive Coordinator/Quarterbacks
2012-19	New England Patriots	Offensive Coordinator/Quarterbacks
2020	New England Patriots	Offensive Coordinator



MIKE PELLEGRINO

CORNERBACKS

6TH COACHING SEASON
6TH NFL SEASON
6TH PATRIOTS SEASON

SUPER BOWLS: 16, 18

COACHING

Mike Pellegrino enters his sixth season overall with the Patriots, and second as cornerbacks coach. Pellegrino originally joined the organization as a football operations intern in 2015 and spent four seasons as a coaching assistant.

In Pellegrino's first season as cornerbacks coach in 2019, the defense finished No. 1 in the NFL in total defense (275.9 yards per game) and scoring (14.1 points allowed per game). Additionally, CB Stephon Gilmore turned in a career season, becoming the first Patriot to win Associated Press NFL Defensive Player of the Year after finishing with a career-high six interceptions and his second straight year with 20 passes defensed, joining Ty Law (1998 & 2003) as the only Patriots with two seasons of 20-plus passes defensed. Gilmore also earned AFC Defensive Player of the Month for October.

PLAYING

Pellegrino graduated from Johns Hopkins in 2015 where he majored in political science with a minor in entrepreneurship and management. He was a two-time All-American and team captain for the lacrosse team as a long stick midfielder. Pellegrino was selected by the New York Lizards in the second round of the Major League Lacrosse Collegiate Draft in 2015. He played one season with New York and spent the 2016-17 seasons with the Boston Cannons, all while working as a coaching assistant with the Patriots.

PERSONAL

Mike was born on July 24, 1993, to Kerri-Ann and Joseph Pellegrino. The Long Island native's father is a retired NYPD officer and his older brother, Joseph Jr., currently serves in the NYPD.

PELLEGRINO'S COACHING CAPSULE

Years	Team	Position
2015-18	New England Patriots	Coaching Assistant
2019-20	New England Patriots	Cornerbacks

COLE POPOVICH

OFFENSIVE LINE

10TH COACHING SEASON
6TH NFL SEASON
6TH PATRIOTS SEASON

SUPER BOWLS: 16, 18

Cole Popovich enters his sixth season with the Patriots and first as offensive line coach follwing one season as assistant running backs coach in 2019. Popovich originally joined the organization in 2015 as a coaching assistant. He came to the team after serving as offensive line coach/co-offensive coordinator at Minot State from 2014-15. Prior to his stint at Minot State, Popovich was a graduate assistant at Utah State from 2013-14, and offensive line coach at Fresno City College (2012-13) and Los Angeles Valley College (2011).

PLAYING

Popovich earned his bachelor's degree in liberal studies and played collegiately at Fresno State from 2003-08, where he earned All-America honors for his play along the offensive line in 2004. Popovich was born in Monterey Park, California, and graduated from Yosemite High School in Oakhurst, California, in 2003.

PERSONAL

Cole and his wife, Jessica, have two sons, Colton and Coen.

POPOVICH'S COACHING CAPSULE

Years	Team	Position
2011	Los Angeles Valley College	Offensive Line
2012-13	Fresno City College	Offensive Line
2013-14	Utah State	Graduate Assistant
2014-15	Minot State	Offensive Line/Co-Offensive Coordinator
2015-18	New England Patriots	Coaching Assistant
2019	New England Patriots	Assistant Running Backs
2020	New England Patriots	Offensive Line

COACHING **ASSISTANTS**

TYLER **HUGHES**

OFFENSIVE ASSISTANT

16TH COACHING SEASON
1ST NFL SEASON
1ST PATRIOTS SEASON

COACHING

Tyler Hughes enters his first season with the New England Patriots as an offensive assistant. Prior to joining New England, Hughes spent two seasons (2018-19) as the head coach at Bountiful High School in Utah. Prior to that position he spent three seasons (2014-16) as the head coach of the Division II Minot State in North Dakota.

Hughes came to Minot State after spending the 2013 season at Ohio State, where he served as a quality control assistant and also worked with the quarterbacks. Prior to Ohio State, Hughes spent nine seasons at Snow College, a member of the NJCAA, in Ephraim, Utah. Hughes was the head coach during the 2011 and 2012 seasons, the offensive coordinator/quarterbacks coach from 2005-10 after being hired as the wide receivers and tight ends coach in 2004. As the head coach at Snow, Hughes led the team to a 20-4 overall record, two bowl game championships and one conference title. In addition, Hughes was named the WSFL Coach of the Year in 2012 following an 11-1 season and a No. 3 national ranking.

PERSONAL

As a player, Hughes started at wide receiver for Snow College. He and wife, Lisa, have four sons, Kenyon, Isaac, Will and Max.

VINNIE **SUNSERI**

DEFENSIVE ASSISTANT

2ND COACHING SEASON
4TH NFL SEASON
2ND PATRIOTS SEASON

COACHING

Vinnie Sunseri enters his first season as a defensive assistant with the New England Patriots in 2020. Sunseri joins the team after spending one year as a graduate assistant at his alma mater, Alabama, under coach Nick Saban.

PLAYING

Sunseri played safety in the NFL and was originally drafted by New Orleans in the fifth round (167th overall) and spent two seasons there. In 2014, he played in nine games, primarily on special teams, recording six special teams tackles. Sunseri missed the 2015 season due to injury. He had a brief stint with the New England Patriots, spending training camp with New England in 2016 and later spending time on the practice squad. In October of 2016, Sunseri was released by the Patriots and on Nov. 1, 2016, he signed to the 49ers practice squad. Shortly after, he was promoted to San Francisco's active roster, playing in six games and registering four defensive tackles. Sunseri also played collegiately at Alabama from 2011-13 recording 105 tackles, 1½ sacks, four interceptions, 12 passes defensed, one forced fumble and three fumble recoveries.

PERSONAL

Vinnie Sunseri was born Oct. 25, 1991, in Pittsburgh, Pennsylvania. He graduated with a bachelor's degree in business management from Alabama in 2015. His father, Sal Sunseri, is currently an outside linebackers coach at Alabama.

ALL-TIME COACHING RECORDS

(Listed chronologically)

Coach	Seasons	Years	Regular Season W-L-T	Win Pct.	Postseason W-L	Career W-L-T	Career Win Pct.
Lou Saban*	1.5	1960-61	7-12-0	.368	0-0	7-12-0	.368
Mike Holovak	7.5	1961-68	52-46-9	.528	1-1	53-47-9	.528
Clive Rush**	1.5	1969-70	5-16-0	.238	0-0	5-16-0	.238
John Mazur***	2.0	1970-72	9-21-0	.300	0-0	9-21-0	.300
Phil Bengtson	0.5	1972	1-4-0	.200	0-0	1-4-0	.200
Chuck Fairbanks	6.0	1973-78	46-39-0	.541	0-2	46-41-0	.529
Bullough-Erhardt#		1978	0-1-0	.000	0-0	0-1-0	.000
Ron Erhardt#	3.0	1979-81	21-27-0	.438	0-0	21-27-0	.438
Ron Meyer##	2.5	1982-84	18-15-0	.545	0-1	18-16-0	.529
Raymond Berry	5.5	1984-89	48-39-0	.552	3-2	51-41-0	.554
Rod Rust	1.0	1990	1-15-0	.063	0-0	1-15-0	.063
Dick MacPherson	2.0	1991-92	8-24-0	.250	0-0	8-24-0	.250
Bill Parcells	4.0	1993-96	32-32-0	.500	2-2	34-34-0	.500
Pete Carroll	3.0	1997-99	27-21-0	.563	1-2	28-23-0	.549
Bill Belichick	19.0	2000-19	237-83-0	.741	30-11	267-94-0	.740
All-Time Totals	**60.0**	**1960-2019**	**512-395-9**	**.564**	**37-21**	**549-416-9**	**.568**

*Released after five games in 1961**Released after seven games in 1970 ***Released after nine games in 1972

#Ron Erhardt and Hank Bullough served as co-head coaches during Chuck Fairbanks' one-game suspension (12/18/78).

##Released after five games in 1984.

POSTSEASON GAMES

Coach	Games	Years	W-L-T	Pct.
Mike Holovak	2	1963	1-1-0	.500
Chuck Fairbanks	2	1976, 1978	0-2-0	.000
Ron Meyer	1	1982	0-1-0	.000
Raymond Berry	5	1985, 1986	3-2-0	.600
Bill Parcells	4	1994, 1996	2-2-0	.500
Pete Carroll	3	1997, 1998	1-2-0	.333
Bill Belichick	41	2001, 2003-07, 2009-19	30-11-0	.750
Postseason Totals	**58**	**27 Years**	**37-21-0**	**.638**

PRESEASON GAMES

Coach	Games	Years	W-L-T	Pct.
Lou Saban	9	1960-61	7-2-0	.778
Mike Holovak	32	1962-68	5-27-0	.156
Clive Rush	9	1969-70	2-7-0	.222
John Mazur	12	1971-72	3-9-0	.250
Chuck Fairbanks	34	1973-78	20-13-1	.603
Ron Erhardt	12	1979-81	7-5-0	.583
Ron Meyer	12	1982-84	3-9-0	.250
Raymond Berry	21	1985-89	10-11-0	.476
Rod Rust	4	1990	0-4-0	.000
Dick MacPherson	8	1991-92	2-6-0	.250
Bill Parcells	16	1993-96	8-8-0	.500
Pete Carroll	13	1997-99	7-6-0	.538
Bill Belichick	81	2000-19	45-36-0	.545
Preseason Totals	**263**	**1960-2019**	**119-143-1**	**.454**

OPENING DAY GAMES

Coach	Games	Years	W-L-T	Pct.
Lou Saban	2	1960-61	0-2-0	.000
Mike Holovak	7	1962-68	3-4-0	.429
Clive Rush	2	1969-70	1-1-0	.500
John Mazur	2	1971-72	1-1-0	.500
Chuck Fairbanks	6	1973-78	2-4-0	.333
Ron Erhardt	3	1979-81	1-2-0	.333
Ron Meyer	3	1982-84	2-1-0	.667
Raymond Berry	5	1985-89	5-0-0	1.000
Rod Rust	1	1990	0-1-0	.000
Dick MacPherson	2	1991-92	1-1-0	.500
Bill Parcells	4	1993-96	1-3-0	.250
Pete Carroll	3	1997-99	2-1-0	.667
Bill Belichick	20	2000-19	15-5-0	.750
Opening Day Totals	**60**	**1960-2019**	**34-26-0**	**.567**

ALL-TIME COACHING ROSTER

NAME	POSITION	TOTAL YEARS	YEARS OF SERVICE
Achord, Cam	**Assistant Special Teams**	**2**	**2018-19**
	Special Teams Coordinator	**1**	**2020**
Atkins, David	Offensive Backs	1	1993
Beatty, Bruce	Offensive Line	4	1969-72
Bielema, Bret	Defensive Line	1	2019
Belichick, Bill	**Asst. Head Coach/Secondary**	**1**	**1996**
	Head Coach	**21**	**2000-20**
Belichick, Brian	**Safeties**	**1**	**2020**
Belichick, Steve	**Safeties**	**3**	**2016-18**
	Secondary, Safeties	**1**	**2019**
	Outside Linebackers	**1**	**2020**
Bengtson, Phil	Head Coach (Interim)	1/16	1972
Berry, Raymond	Receivers	4	1978-81
	Head Coach	5.5	1984-89
Blackmon, Don	Staff Assistant	1	1988
	Linebackers	2	1989-90
Brittenham, Dean	Strength/Conditioning	3	1985-87
Brasher, Tommy	Linebackers	3	1982-84
Bruney, Fred	Defensive Backfield	2	1962-63
Bryant, Cleve	Offensive Backfield	3	1982-84
Boudreau, Paul	Offensive Line	1	1997-98
Boyer, Josh	Defensive Backs	3	2009-11
	Cornerbacks	7	2012-18
Bricillo, Carmen	**Offensive Line**	**1**	**2020**
Brown, Corwin	Defensive Backs	1	2010
Brown, Troy	**Running Backs, Kick Returners**	**1**	**2020**
Bullough, Hank	Defensive Line	7	1973-79
Cabrera, Moses	**Asst. Strength & Conditioning**	**5**	**2011-15**
	Head Strength & Conditioning	**5**	**2016-20**
Caley, Nick	**Tight Ends, Fullbacks**	**4**	**2017-20**
Campbell, Marion	Defensive Line	2	1962-63
Capers, Dom	Special Asst./Secondary	1	2008
Cappelletti, Gino	Special Teams	3	1979-81
Carroll, Pete	Head Coach	3	1997-99
Carthon, Maurice	Offensive Assistant	2	1994-95
	Running Backs	1	1996
Carr, Jim	Defensive Backfield	5	1985-89
Caruthers, LeBaron	Strength & Conditioning	3	1982-84
Caserio, Nick	Wide Receivers	1	2007
Collier, Joe	Defensive Backfield	2	1960-61
	Defensive Coordinator	2	1991-92
Collier, Joel	Asst. Running Backs/WR	2	1991-92
	Asst. Secondary	1	2005
	Secondary	2	2006-07
Covington, DeMarcus	**Outside Linebackers**	**1**	**2019**
	Defensive Line	**1**	**2020**
Coury, Dick	Offensive Coordinator	2	1991-92
Crennel, Romeo	Defensive Line	4	1993-96
	Defensive Coordinator	1	2001
	Defensive Coordinator/DL	2	2002-03
	Defensive Coordinator	1	2004
Crosby, Steve	Special Teams/Tight Ends	1	1990
Daboll, Brian	Wide Receivers	5	2002-06
	Offensive Coaching Assistant	1	2013
	Tight Ends	3	2014-16
Daly, Brendan	Defensive Assistant	1	2014
	Defensive Line	4	2015-18
Davidson, Jeff	Tight Ends	1	1997
	Asst. Offensive Line	4	1998-01
	Asst. Offensive Line/TEs	3	2002-04

NAME	POSITION	TOTAL YEARS	YEARS OF SERVICE
Davis, Don	Asst. Strength & Conditioning	1	2007
DeGuglielmo, Dave	Offensive Line	2	2014-15
Dotsch, Rollie	Outside Linebackers	2	1975-76
Elias, Bill	Defensive Backfield	2	1969-70
Endicott, Steve	Receivers	2.5	1982-84
Erber, Lew	Offensive Coordinator/QBs	3	1982-84
Erhardt, Ron	Offensive Backfield	6	1973-78
	Head Coach	3	1979-81
Evans, Dick	Defensive Line	2	1971-72
Fairbanks, Chuck	Head Coach	6	1973-78
Fears, Ivan	**Wide Receivers**	**5**	**1991-92, 99-01**
	Running Backs	**19**	**2002-20**
Ferentz, Brian	Offensive Assistant	1	2010
	Tight Ends	1	2011
Fisch, Jedd	**Quarterbacks**	**1**	**2020**
Fletcher, Tom	Defensive Backfield	2	1971-72
Flores, Brian	Offensive Assistant/Special Teams	1	2010
	Defensive Assistant	1	2011
	Safeties	4	2012-15
	Linebackers	3	2016-18
Gerber, Norm	Inside Linebackers	2	1991-92
Godsey, George	Offensive Assistant	1	2011
	Tight Ends	2	2012-13
Graham, Patrick	Defensive Assistant	1	2010
	Linebackers	3	2011, 14-15
	Defensive Line	2	2012-13
Gibson, Claude	Defensive Backfield	1	1968
Grier, Bobby	Offensive Backfield	9	1981, 85-92
Groh, Al	Defensive Coordinator/LBs	4	1993-96
Hamilton, Ray	Asst. Defensive Line	5	1985-89
	Defensive Line	3	1997-99
Hardy, James	Asst. Strength & Conditioning	2	2016-17
Hoaglin, Fred	Offensive Line	4	1993-96
Holovak, Mike	Offensive Backfield	1.5	1960-61
	Head Coach	7.5	1961-68
Houston, Joe	**Assistant Special Teams**	**1**	**2020**
Hufnagel, John	Quarterbacks	1	2003
Humenuik, Rod	Asst. Head Coach/O-Line	5	1985-88
	Offensive Line	3	1990-92
Jackson, Harold	Receivers	5	1985-89
Johnson, Pepper	Assistant Linebackers	1	2000
	Inside Linebackers	3	2001-03
	Defensive Line	8	2004-11
	Linebackers	2	2012-13
Judge, Joe	Assistant Special Teams	3	2012-14
	Special Teams	4	2015-18
	Special Teams Coordinator/WRs	1	2019
Jones, Stan	Defensive Line	2	1991-92
Kennan, Larry	Offensive Coordinator	1	1997
Khayat, Eddie	Defensive Line	5	1985-89
Kim, Joe	Director of Skill Development	1	2019
Kinard, Billy	Defensive Backfield	2	1979-80
Lantz, Rick	Linebackers	1	1981
Lindsey, Dale	Defensive Line	1	1990
Lombardi, Mick	**Assistant Quarterbacks**	**1**	**2019**
	Wide Receivers	**1**	**2020**
Loudd, Rommie	Linebackers	1	1966
Lynn, Ron	Defensive Backs	3	1997-99
MacPherson, Dick	Head Coach	2	1991-92

ALL-TIME COACHING ROSTER

NAME	POSITION	TOTAL YEARS	YEARS OF SERVICE
Mangini, Eric	Defensive Backs	5	2000-04
	Defensive Coordinator	1	2005
Mangurian, Pete	Tight Ends	4	2005-08
Mayo, Deron	**Asst. Strength & Conditioning**	**3**	**2018-20**
Mayo, Jerod	**Inside Linebackers**	**2**	**2019-20**
McDaniels, Josh	**Quarterbacks**	**2**	**2004-05**
	Offensive Coordinator/QBs	**12**	**2006-08, 2012-19**
	Offensive Coordinator	**1**	**2020**
McLaughlin, Leon	Offensive Line	1	1977
Mazur, John	Offensive Backfield	1.5	1969-70
	Head Coach	2.5	1970-72
Melvin, Randy	Defensive Line	2	2000-01
Meyer, John	Linebackers	4	1969-72
Meyer, Ron	Head Coach	2.5	1982-84
Miller, Burnie	Special Teams	1	1972
Miller, Red	Offensive Line	6	1960-61, 73-76
Moore, Myrel	Outside Linebackers	2	1991-92
Mora, Jim	Defensive Coordinator	1	1982
Morriss, Guy	Asst. Offensive Line	2	1988-89
Muir, Bill	Offensive Line	3	1982-84
Nash, Harold	Asst. Strength & Conditioning	6	2005-10
	Strength & Conditioning	5	2011-15
Nelsen, Bill	Quarterbacks	2	1973-74
Nelson, Steve	Linebackers	1	1990
O'Brien, Bill	Wide Receivers	1	2008
	Quarterbacks	2	2009-10
	Offensive Coordinator/QBs	1	2011
O'Brien, Scott	Special Teams	6	2009-14
O'Shea, Chad	Receivers	10	2009-18
Palmer, Chris	Wide Receivers	4	1993-96
Parcells, Bill	Linebackers	1	1980
	Head Coach	4	1993-96
Parker, Johnny	Strength/Conditioning	7	1993-99
Parilli, Babe	Quarterbacks	1	1981
Patricia, Matt	Asst. Offensive Line	1	2005
	Linebackers	5	2006-10
	Safeties	1	2011
	Defensive Coordinator	6	2012-17
Patterson, Andre	Defensive Assistant	1	1997
Paul, Markus	Asst. Strength & Conditioning	5	2000-04
Pees, Dean	Linebackers	2	2004-05
	Defensive Coordinator	4	2006-09
Pelini, Bo	Linebackers	3	1997-99
Pellegrino, Mike	**Cornerbacks**	**2**	**2019-20**
Perkins, Ray	Receivers	4	1974-77
	Offensive Coordinator	4	1993-96
Polonchek, John	QBs/Special Asst. to Coach	12	1975-80, 85-90
Pope, Mike	Running Backs	1	1994
	Tight Ends	2	1995-96
Popovich, Cole	**Assistant Running Backs**	**1**	**2019**
	Offensive Line	**1**	**2020**
Raye, Jimmy	Offensive Coordinator/QBs	1	1990
Rehbein, Dick	Quarterbacks	2	2000-01
Reilly, Jack	Quarterbacks	2	1998-99
Richardson, Jesse	Defensive Line	5	1965-69
Ringo, Jim	Offensive Line	4	1978-81
Roach, Dick	Defensive Backs	1	1981
Rowan, Keith	Special Teams	1	1989
Rush, Clive	Head Coach	1.5	1969-70
Rust, Rod	Defensive Coordinator	5	1983-87
	Head Coach	1	1990
Rutigliano, Sam	Off. Backs/Receivers	3	1971-73
Ryan, Rob	Linebackers	1	2000
	Outside Linebackers	3	2001-03
Saban, Lou	Head Coach	1.5	1960-61
Scarnecchia, Dante	Special Teams/TEs	7	1982-88
	Special Teams/TEs	2	1991-92
	Special Assistant	2	1993-94
	Defensive Asst./LBs	2	1995-96
	Special Teams	2	1997-98
	Offensive Line	5	1999, 2016-19
	Asst. Head Coach/Off. Line	15	2000-14
Schuplinski, Jerry	Assistant Quarterbacks	3	2016-18
Seely, Brad	Special Teams	10	1999-08
Shinnick, Don	Linebackers	5	1985-89
Shurmur, Fritz	Defensive Line	4	1978-81
Sidwell, Steve	Linebackers	3	1982-84
	Defensive Coordinator	3	1997-99
Simmons, Jerry	Strength/Conditioning	3	1988-90
Smith, Carl	Asst. Head Coach/QBs	1	1997
	Tight Ends	2	1998-99
Smith, Jerry	Defensive Line	2	1960-61
Spinney, Art	Offensive Line	7	1962-68
Steckel, Les	Quarterbacks/Receivers	4	1985-88
Stoltz, Jerry	Receivers	4	1969-72
Sumner, Charlie	Linebackers/Secondary	6	1973-78
	Defensive Coordinator/DBs	1	1990
Sweatman, Mike	Special Teams	4	1993-96
Taseff, Carl	Defensive Backs	1	1964
Trott, Bob	Defensive Backs	3	1993-95
Uyrus, Dave	Asst. Special Teams/DL	2	1991-92
Valek, Jim	Special Teams	3	1973-75
Ventrone, Ray	Assistant Special Teams	3	2015-17
Waldron, Shane	Tight Ends	1	2009
Walker, DeWayne	Defensive Assistant/DBs	3	1998-00
Walker, Dick	Defensive Backs	1	1977
Walters, Steve	Defensive Backs	3	1982-84
	Wide Receivers	2	1997-98
Weaver, Larry	Defensive Backfield	4	1973-76
Weber, Chuck	Defensive Line/Backfield	4	1964-67
Weis, Charlie	Tight Ends	2	1993-94
	Running Backs	1	1995
	Wide Receivers	1	1996
	Offensive Coordinator/RBs	1	2000
	Offensive Coordinator/RBs/QBs	1	2001
	Offensive Coordinator/QBs	1	2002
	Offensive Coordinator	2	2003-04
West, Charlie	Defensive Backs	2	1991-92
Wilson, Kirby	Running Backs	3	1997-99
Woicik, Mike	Strength and Conditioning	11	2000-10
Wood, Richard	Receivers	2	1989-90
Yewcic, Tom	Offensive Backs/Sp Teams	3	1976-78
Zampese, Ernie	Offensive Coordinator	2	1998-99

The coaches listed above are the all-time, full-time position coaches only.

NICK **CASERIO**

DIRECTOR OF PLAYER PERSONNEL

SUPER BOWLS: 01, 03, 04, 14, 16, 18

Nick Caserio was named director of player personnel on Feb. 21, 2008, after serving in a number of roles for the Patriots personnel department and coaching staff. He enters his 20th season with the Patriots in 2020 and his 18th season in player personnel. In 2007, Caserio served as the Patriots wide receivers coach following a three-year stint as the team's director of pro personnel (2004-06). Caserio is also credited as one of the architects of the Super Bowl XLIX, Super Bowl LI and Super Bowl LIII Champion New England Patriots.

In Caserio's 19 seasons with the club, the Patriots have qualified for the Super Bowl nine times with six wins, captured 17 AFC East crowns and made the playoffs every year except 2002 and 2008. Caserio has been instrumental in drafting, signing and developing players who have become cornerstones of one of the most successful NFL franchises of all time. In addition to his time in the player personnel department, Caserio returned to the field in 2007 to coach the wide receivers, a season in which the offense broke many NFL records en route to an undefeated regular season.

Caserio joined the Patriots in June 2001 as a personnel assistant and celebrated the Patriots first Super Bowl title that season. During that year, his role was expanded to include film breakdown and scouting report preparation for the offensive staff. He became an offensive coaching assistant on Bill Belichick's staff in February 2002, and returned to player personnel in 2003 as an area scout prior to becoming director of pro personnel in 2004. In addition to his duties in the personnel department, Caserio continues to handle coaching booth responsibilities for the coaching staff on game days.

Caserio entered the coaching ranks as a graduate assistant at Saginaw Valley State University in 1999 and spent two seasons with the program. Following a brief time with Central Michigan as a graduate assistant in the spring of 2001, he joined the Patriots scouting department.

Caserio was a standout player at John Carroll University, starting at quarterback in each of his four seasons, as the team compiled a 33-7-2 record. He was a two-time captain and three-time All-Conference performer. In 1997, he helped lead the Blue Streaks to a 10-2 record and the school's second appearance in the NCAA Division III Tournament, where it advanced to the national quarterfinals. He was college teammates at John Carroll with former NFL linebacker London Fletcher, Patriots offensive coordinator/quarterbacks coach Josh McDaniels, director of pro personnel Dave Ziegler and former Patriots assistant quarterbacks coach Jerry Schuplinski.

Caserio grew up in Lyndhurst, Ohio. He earned his degree in finance from John Carroll and later earned his master's of business administration from Saginaw Valley State. Caserio was a three-time Academic All-Conference selection at John Carroll. Caserio and his wife, Kathleen, were married in June 2009, and have three daughters, Whitley, Chatham and Charleston.

NANCY **MEIER**

DIRECTOR OF SCOUTING ADMINISTRATION

SUPER BOWLS: 01, 03, 04, 14, 16, 18

Nancy Meier is enjoying her 46th season with the Patriots and is the longest tenured full-time employee on staff. Meier joined the scouting department on Oct. 20, 1975, and has worked with nine different Patriots coaching staffs. She has been a part of each of the franchise's 11 Super Bowl appearances and has been with the organization for 26 of the team's 27 playoff seasons. In her current role, Meier's responsibilities include coordinating logistics for all of the Patriots scouts, free agent signings, draft choices and tryouts. She also serves as the team's liaison to the league for all personnel communication, including the daily reporting of all transactions on the waiver wire. The Meier family resides in Bridgewater, Massachusetts.

BRIAN **SMITH**

COLLEGE SCOUTING COORDINATOR

SUPER BOWLS: 01, 03, 04, 14, 16, 18

Brian Smith is in his ninth season as college scouting coordinator after two seasons as the assistant director of college scouting. He spent six seasons as a pro scout for the Patriots and has served in a number of roles for the team since 2000. In 2006, he served as a special assignment scout for the Patriots. From 2004-05, Smith served as the Patriots director of operations, handling the logistical coordination of the team's football operations, including team travel and training camp operations, as well as various day-to-day logistical needs of players and staff. He originally joined the Patriots in 2000 and assisted the coaching staff for four seasons from 2000 through 2003. The Marathon, Florida, native is a Providence College graduate and also attended Davidson (North Carolina) College, where he played football. He is a graduate of Phillips Academy in Andover, Massachusetts, where he lettered in football. Smith and his wife, Carrie, were married in 2009. They have two children - a son, Thomas and a daughter, Delia.

MATT **GROH**

NATIONAL SCOUT

SUPER BOWLS: 14, 16, 18

Matt Groh enters his 10th season with the Patriots and his second year as a national scout after six seasons as an area scout. He joined the organization in July 2011 as a scouting assistant and served in that role for two seasons. Groh was a quarterback at Princeton University, where he graduated in 2003 with a psychology degree. He later earned a law degree from the University of Virginia in 2008. A native of Hingham, Massachusetts, Groh graduated from Chaminade High School on Long Island. Groh and his wife, Courtney, have a daughter, Emma, and a son, Ryan.



BRANDON **YEARGAN**

NATIONAL SCOUT

SUPER BOWLS: 14, 16, 18

Brandon Yeargan enters his eighth season with the Patriots and his second as a national scout after five seasons as an area scout. He joined the Patriots organization in April 2013 as a scouting assistant. Yeargan came to New England after spending 2011 and 2012 at the University of North Carolina, earning his master's in sport administration. In 2011, he worked for the football staff as a recruiting intern. In 2012, he served as a recruiting graduate assistant, in addition to working with the offensive coaching staff in various roles.

Yeargan went to UNC following his graduation from Davidson College, where he was a three-year letterman as a linebacker. He received his bachelor's degree in sociology in May 2011. Yeargan is a native of Charlotte, North Carolina, and graduated from Charlotte Christian School. He and his wife, Stephanie, were married in the 2017 offseason.



D.J. DEBICK
AREA SCOUT

SUPER BOWLS: 16, 18

D.J. Debick was promoted to area scout on May 14, 2018. He joined the organization in February 2016 and spent two seasons as a scouting assistant where he assisted both the college and pro personnel departments.

Prior to joining the Patriots, Debick entered the coaching ranks at John Carroll University as an assistant wide receivers coach and recruiting assistant in August 2013. He was promoted in February 2014 and spent the 2014 and 2015 seasons as a graduate assistant coach. He was responsible for coaching the tight ends and co-coordinating special teams. In his time coaching at John Carroll, he helped guide the team to finishes of fifth, ninth and 23rd in the Division III national rankings with two berths to the Division III playoffs and a quarterfinal appearance in 2014. His main duties included opponent film breakdown, opponent scouting reports, game planning and on field coaching responsibilities.

Debick was a standout player at John Carroll University. He was a three-year letter-winner and a three-year starter at defensive back, leading the Blue Streaks in interceptions in two of his three seasons as a starter. He was elected captain his senior season.

Debick is a native of Lyndhurst, Ohio. He earned his bachelor of science in business administration with a concentration in management from John Carroll University in 2013. He and his wife, Jessica, were married in June 2018, and reside in Cleveland, Ohio.

JONATHAN HOWARD
AREA SCOUT

SUPER BOWLS: 14, 16, 18

Jonathan Howard is in his eighth season with the Patriots and his sixth as a scout. He joined the Patriots organization in May 2013 as a scouting assistant. Howard came to the Patriots from the University of Massachusetts where he spent the 2012 season as a volunteer defensive & recruiting assistant.

He played safety and linebacker at Washington University in St. Louis, where he graduated in 2012 with a degree in economics & strategy and marketing. He earned his master's degree in sport management from the University of Massachusetts in August 2013.

A native of Cincinnati, Ohio, Howard graduated from St. Xavier High School where he was a member of the 2007 Division I state title team.

TUCKER INGRAHAM
AREA SCOUT

SUPER BOWLS: 18

Tucker Ingraham enters his fourth season with the New England Patriots and his second as an area scout. Ingraham joined the organization in May of 2017 as a scouting assistant. He spent four summers as a football operations intern from 2013 to 2016 assisting with the team's training camp operations, team travel and day-to-day logistical needs of players and staff. Ingraham joined the Patriots full-time after graduating from Wesleyan University in 2017, where he served as a student assistant on the coaching staff and graduated with a degree in American Government. A native of Northport, New York, Ingraham graduated from Northport High School in 2013, where he was a letterman in ice hockey.

TAYLOR **REDD**

AREA SCOUT

SUPER BOWLS: 18

Taylor Redd begins his third season with the New England Patriots in 2020 and first as an area scout. He originally joined the Patriots as a scouting assistant in May 2018.

Prior to joining the NFL ranks, Redd spent four years at Wake Forest University, serving as director of player personnel for two years from 2017-18 and coaching the Demon Deacon wide receivers for the 2015 and 2016 seasons as a graduate assistant. He earned his master's in arts and liberal studies from Wake Forest University in 2016.

Redd also spent four seasons as a student assistant for the Bowling Green State University football team, where he earned his bachelor's degree in sport management and minor in business in 2014.

Redd graduated from Findlay High School (Ohio) in 2010 and is married to wife, Erica.

CAMREN **WILLIAMS**

AREA SCOUT

SUPER BOWLS: 16, 18

Camren Williams enters his fifth season with the New England Patriots, and his third as an area scout. Responsible for covering the southeast territory. Williams joined the organization in February 2016 as a scouting assistant.

He came to the Patriots following his graduation from Ohio State, where he was a four-year letterman for the Buckeyes from 2012-15. Coached by Urban Meyer and a member of the 2014 College Football Playoff National Championship team. Williams was a part of a senior class that held a 50-4 record over four seasons. He graduated from Ohio State in December 2015 with a degree in strategic communications and a minor in consumer science.

A native of Easton, Massachusetts, Williams graduated from Catholic Memorial High School in 2012. Williams' father, Brent, was drafted by the New England Patriots in 1986 and played 11 seasons in the NFL, including eight seasons with New England through 1993. Williams finished his Patriots career with 43½ sacks, which is 10th all-time in franchise history.

DAVE **ZIEGLER**

ASSISTANT DIRECTOR OF PLAYER PERSONNEL

SUPER BOWLS: 14, 16, 18

Dave Ziegler enters his eighth season with the Patriots scouting department and first as assistant director of player personnel, following four seasons as the director of pro personnel and three as the assistant director of pro scouting. Ziegler joined the Patriots after three seasons with the Denver Broncos, serving in a variety of roles for the club in their scouting department.

Before going to Denver, Ziegler was the special teams coordinator at Chaparral High School in Scottsdale, Arizona, where he also coached the running backs and tight ends. Previously, Ziegler coached the wide receivers and special teams at Iona College in New Rochelle, New Yor. and at John Carroll University in University Heights, Ohio.

A three-time all conference honoree as a wide receiver/punt returner/kick returner at John Carroll, Ziegler holds several Blue Streak records, including career return yards, return average and touchdowns. Ziegler was a college teammate of Patriots director of player personnel Nick Caserio, offensive coordinator/quarterbacks coach Josh McDaniels and former assistant quarterbacks coach Jerry Schuplinski.

Ziegler was born Sept. 7, 1977, in Tallmadge, Ohio, and currently resides in Foxborough, Massachusetts. He and his wife, Carissa, have two sons, Asher and Camden and a daughter, Georgina.

STEVE **CARGILE**

PRO SCOUT

SUPER BOWLS: 14, 16, 18

Steve Cargile is in his 10th season with the Patriots personnel department and his ninth as a pro scout. He joined the organization in February 2011 as a scouting assistant. Cargile also assisted with coaching special teams during the 2011 season. He was named the 2016 AFC Scout of the Year by the Fritz Pollard Alliance. Prior to joining the Patriots, Cargile was an NFL safety with several different teams from 2004-09. He was originally signed by the Dallas Cowboys as a rookie free agent out of Columbia in 2004 and also had stints with Tampa Bay, Denver, Cleveland and the N.Y. Giants during his NFL career.

Cargile played wide receiver and safety during his time at Columbia, earning Second Team All-Ivy League honors in 2003 for his efforts on defense. He graduated in 2004 with a bachelor's degree in economics.

Born and raised in Cleveland, Ohio, Cargile attended St. Peter Chanel High School in Bedford, Ohio, where he lettered in football, basketball, baseball and track. He was a member of the 1999 Division 5 State semifinal football team and the 1999 Division 3 State champion basketball team.

RONNIE **McGILL**

PRO SCOUT

SUPER BOWLS: 14, 16, 18

Ronnie McGill is in his ninth season as a pro scout with the Patriots after two seasons as a scouting assistant. He originally joined the club in the summer of 2010 after spending the 2009 season with the Tennessee Titans as a seasonal intern in player personnel development.

The Clover, South Carolina, native became the first student athlete to enroll in the spring semester at the University of North Carolina at Chapel Hill in 2003 and eventually finished in the top-10 in school history in rushing yards and touchdowns. McGill's achievements garnered an invitation to the 2007 NFL Scouting Combine. He graduated from UNC in December 2007 with a degree in interpersonal communications.

McGill attended Clover High School where he was a three-sport letterman, an All-State high jumper as a sophomore and an All-State running back as a senior. He was also named MVP of the 2002 South Carolina North-South All-Star Game after setting an All-Star game record with 119 rushing yards and three touchdowns.

Following his playing career, McGill earned his first coaching assignment with his high school alma mater as a volunteer running backs coach and later as an assistant coach at South Pointe (South Carolina). High School McGill and his wife, Brittany, have a daughter, Skyler.



MARSHALL **OIUM**

PRO SCOUT

SUPER BOWLS: 18

PRONOUNCED OY-um

Marshall Oium enters his third season as a pro scout with the Patriots personnel department. Oium joined the Patriots after four seasons with the Cleveland Browns, most recently serving as a pro scout during the 2016 and 2017 seasons. Prior to his time with the Browns, Oium worked as a futures trader with Marquette Partners from 2011-13.

Oium played four years of quarterback for the University of Chicago, while also playing baseball for the school as an outfielder and pitcher. A native of Temecula, California, Oium graduated from the University of Chicago in 2011 with a bachelor's degree in economics. He and his wife, Emely, have a daughter, Ryan, who was born in 2019.

ELIOT **WOLF**

SCOUTING CONSULTANT

SUPER BOWLS: 10

Eliot Wolf enters his first season with the Patriots after being hired in March 2020. Prior to his current role, Wolf spent the 2018 and 2019 seasons as the Cleveland Browns' assistant general manager. Prior to his time in Cleveland, Wolf spent 14 years in various roles with the Green Bay Packers.

During his time in Green Bay, the Packers earned 10 trips to the playoffs, seven NFC North division titles and a victory in Super Bowl XLV.

Wolf originally joined the Packers as a pro personnel assistant in 2004. He was promoted to assistant director of pro personnel in 2008. He spent 2011 as assistant director of player personnel before serving as director of pro personnel for three seasons (2012-14). Wolf was elevated to director of player personnel in 2015 and spent his final two seasons (2016-17) with the Packers as director of football operations. Wolf is the son of former Green Bay Packers general manager and 2015 Pro Football Hall of Fame inductee Ron Wolf.

Wolf earned a B.A. degree in English from the University of Miami, where he served as a volunteer in the recruiting department from 2000-03, including for the 2001 NCAA National Champion. He graduated in December 2003 after just three and a half years in order to begin his NFL career before the 2004 NFL Draft.

Wolf and his wife, Regan, have two daughters, Daisy and Liza.

RICHARD **MILLER**

DIRECTOR OF RESEARCH

SUPER BOWLS: 01, 03, 04, 14, 16, 18

Richard Miller is in his 25th season with the Patriots. Miller joined the Patriots as player compensation analyst in March 1996 and was promoted to director of research in 2001. Miller is responsible for managing the Patriots salary cap and player costs; player contract research and statistical trends; financial and strategic planning; and assisting the personnel department with draft, free agency and game advance analytics.

A native of Hortonville, Wis., Miller graduated from Carroll University with bachelor's degree in finance and economics in 1993 and from Brandeis University with a master's degree in international economics in 1996. Miller also matriculated at Aberystwyth University in Wales and the National University of Singapore. Miller resides in Franklin, Massachusett, with his wife, Sharon, and two sons, Colin and Joshua.

DAN **FAMOSI**

INFORMATION TECHNOLOGY SPECIALIST

SUPER BOWLS: 01, 03, 04, 14, 16, 18

Dan Famosi originally joined the New England Patriots organization in 2000 as a senior developer and enters his 21st season with the organization as an information technology specialist, a role he has served in for the team since 2013.

Famosi's main responsibilities include handling the day-to-day information technology needs of the coaching, scouting and football operations staffs, supporting and maintaining the team's electronic playbooks, providing technical support for the team during road games and is the day of game sideline communications technician. Famosi has also maintained research databases for the New England Patriots scouting staff.

Famosi and his wife, Carol, reside in Brockton, Massachusetts, where they raised three children, Brooklyn, Kelsey and D.J. They are proud grandparents to Carly and Ben.

MIKE **ARONIAN**

SOFTWARE ENGINEER

Michael Aronian enters his second full season as a software engineer with the New England Patriots. Michael joined the organization as an intern in November 2018 before joining the staff full time. Michael attended Salem State University earning a degree for Mathematics.

Prior to joining the Patriots, Michael worked with the fifth grade in special education at Bedford Public Schools. Michael was born and raised in Chelmsford, Massachusetts, and attended Chelmsford High School where he lettered in football, baseball and track.

MATT **LINDSAY**

CHIEF DATA SCIENTIST

SUPER BOWLS: 18

Matt Lindsay is in his fourth season with the New England Patriots and first as chief data scientist, following three seasons as a data analyst. Lindsay joined the organization as an intern in January 2017 before joining the staff full time in June of 2018.

Lindsay played wide receiver and tight end at the Massachusetts Institute of Technology where he graduated in 2017 with a degree in math and physics.

Born and raised in Batavia, Illinois, Lindsay graduated from Wheaton Academy, where he played football.

SCOUTING ASSISTANTS

ALEX **BROOKS**

JORDON **HEIN**

BERJ **NAJARIAN**

DIRECTOR OF FOOTBALL/HEAD COACH ADMINISTRATION

SUPER BOWLS: 01, 03, 04, 14, 16, 18

Berj Najarian is in his 26th season in the NFL and his 21st season with the Patriots. He was named director of football/head coach administration in 2005 after five years as the Patriots executive administrator to the head coach. He originally joined the Patriots on Feb. 4, 2000. In his current position, he is the point person for day-to-day operations of the team and acts as a liaison across football and non-football departments. Najarian manages several elements of head coach Bill Belichick's off-field agenda, including football and stadium operations, player and staff communication, scheduling and personal requests. In addition, Najarian manages various special projects in coaching and player personnel. Entering the NFL in 1995, he joined the Patriots after five seasons in the public relations department of the New York Jets. A 1991 Boston University graduate, Najarian returned to New York after college to intern with the New York Knicks. Following his internship, he worked at The Rowland Company, a public relations firm in New York City. He is a native of Manhasset, New York. He and his wife, Regina, were married in 2000.

ERNIE **ADAMS**

FOOTBALL RESEARCH DIRECTOR

SUPER BOWLS: 86, 90, 01, 03, 04, 14, 16, 18

Ernie Adams returned to the Patriots staff when he was appointed football research director by Bill Belichick on April 25, 2000. His responsibilities include researching special assignments for both the coaching staff and the personnel department. After coaching for four seasons at Northwestern (1972-75), Adams entered the NFL coaching ranks with the New England Patriots as the administrative assistant and assistant offensive coach on Chuck Fairbanks' staff in 1975. In addition to his on-field responsibilities, his duties included all aspects of football operations, including computer analysis, statistical evaluations and film coordination. After four seasons with the Patriots, he accepted a position with the New York Giants in 1979. In 1982, he was promoted to director of pro personnel, a position he held for four seasons. In 1991, he joined Bill Belichick's staff in Cleveland as an offensive assistant, a position he held for five seasons. Adams is an alumnus of Northwestern University and attended Phillips Academy in Andover, Massachusetts. Ernie and his wife, Christine, live in Massachusetts.

JOE **KIM**

DIRECTOR OF SKILL DEVELOPMENT

SUPER BOWLS: 18

Joe Kim enters his third season with the New England Patriots and second as director of skill development in 2020.

Kim joined the Patriots as a defensive assistant/pass rush coach in 2018. Kim originally began coaching in the NFL with the Cleveland Browns under then head coach Bill Belichick as an assistant strength coach/pass rush specialist in 1992 and has since held positions with the Dallas Cowboys, Miami Dolphins, Green Bay Packers, Denver Broncos, New York Giants, Buffalo Bills, Kansas City Chiefs, Chicago Bears, Washington Redskins and Penn State before joining the New England Patriots.

In 2017, Kim founded Football Combatives, a program that utilizes martial arts-driven techniques and applies them to the game of football. Originally from Bay Village, Ohio, Kim and his wife, Jeana, of 28 years live in Canton, Massachusetts, and have two daughters. Katie lives in Lakewood, Ohio, and Lexi resides in Brooklyn, New York.

BOBBY **BROWN**

COORDINATOR, FOOTBALL OPERATIONS & TEAM TRAVEL

SUPER BOWLS: 16, 18

Bobby Brown enters his fifth season with the New England Patriots and his second as coordinator, football operations & team travel after three seasons as a football operations assistant. Brown initially joined the organization as an equipment intern in 2016. His duties include football operations and coordinating travel logistics.

The Malden, Massachusetts, native majored in recreation sport and wellness as an undergrad at Gordon College before completing his master's degree in leadership and administration with a focus in sports leadership from Boston College. While earning his master's degree at B.C., Brown worked for the football team for two seasons. Brown's brother, Andrew, is the coordinator of football administration for the Houston Texans.

RICHARD **ARMAND**

ASSISTANT, PLAYER OPERATIONS & ENGAGEMENT

SUPER BOWLS: 18

Richard Armand enters his fourth season overall with the New England Patriots and second as a football operations assistant after two seasons as an equipment assistant. Armand attended Gordon College where he played basketball and tennis. He graduated in 2016 with a bachelor's degree in English and middle school education.

Armand was born on May 9, 1994. He grew up in Hempstead, New York, and graduated from the Stony Brook School in 2012.

CHRIS **MATTES**

COORDINATOR, PLAYER OPERATIONS & ENGAGEMENT

SUPER BOWLS: 18

Chris Mattes enters his fourth season with the Patriots in 2020 in a player operations and engagement role.

Mattes' main focus in player development is to assist athletes with their transition into the NFL and provide support both during and following their careers. His other duties include coordinating various logistical aspects of football operations.

The Westfield, New Jersey, native joined the Patriots staff after two seasons as a coaching assistant with the Maryland men's lacrosse team and helped lead the Terrapins to back-to-back national championship appearances in 2016 and 2017 and a championship in 2017.

A USILA All-America faceoff specialist during his collegiate career at Rutgers from 2007-11, Mattes won 160-of-252- faceoff draws (63.5%) and was named First Team All-Big East in addition to his All-American honors. Mattes spent eight seasons playing Major League Lacrosse (MLL) while also serving as an assistant coach at Westfield High School in 2014 and 2015.

Mattes was a member of the 2011 MLL Champion Boston Cannons and played five seasons for MLL's Florida Launch, earning his first career All-Star bid in 2016. He is currently in his second season playing with the Atlas Lacrosse Club of the Premier Lacrosse League. Co-founder of "The Faceoff Academy" in 2013, Mattes ran camps and training sessions for faceoff men across the country from the youth to the college level.

JIM **WHALEN**

HEAD ATHLETIC TRAINER

SUPER BOWLS: 03, 04, 14, 16, 18

Jim Whalen returned to the New England Patriots in 2002 as the team's head athletic trainer. He supervises the evaluation and care of injuries and the treatment and rehabilitation of all players. He began his professional career as an assistant athletic trainer for the Patriots in 1992 and 1993. In 1994, he accepted a position as the assistant athletic trainer at the University of Miami, a position he held for three years. In 1997, he was named the director of sports medicine at Kansas State. In 2000 and 2001, he served as the director of rehabilitation for the Tampa Bay Buccaneers.

In February 2019, the NFL Physicians Society honored Whalen with the Fain Cain Memorial Award for Outstanding NFL Athletic Trainer of the Year.

In 2016, Whalen and his athletic training staff earned NFL Athletic Training Staff of the Year from the Professional Football Athletic Trainers' Society (PFATS).In 2017, Whalen and his staff were awarded the Athletic Trainers of the Year Award by the Athletic Trainers of Massachusetts (ATOM).

Whalen graduated from Bridgewater State College in 1993 with a degree in physical education and earned his master's degree in sports medicine from Miami in 1996. Jim and his wife, Rene, have three children, Courtney, Ryan and Jaclyn.

DARYL **NELSON**

ASSOCIATE ATHLETIC TRAINER

SUPER BOWLS: 16, 18

Daryl Nelson joined the New England Patriots athletic training staff as an assistant athletic trainer in the summer of 2016 and 2020 marks his first season as associate athletic trainer. The Peoria, Arizona, native holds a bachelor's degree from Texas Christian University in Fort Worth, Texas, and completed his master's degree at Ohio State University. He gained his first professional experience as a graduate assistant at Ohio State and went on to serve as an intern with the Patriots for the 2013-14 seasons. Nelson served as an assistant athletic trainer at the University of Louisville before his return to the Patriots.

In 2016, Nelson and the rest of the athletic training staff earned NFL Athletic Training Staff of the Year from the Professional Football Athletic Trainers' Society (PFATS). In 2017, Nelson and the staff earned the Athletic Trainers of the Year Award by the Athletic Trainers of Massachusetts.

MICHAEL **AKINBOLA**

ASSISTANT ATHLETIC TRAINER & PHYSICAL THERAPIST

SUPER BOWLS: 16, 18

Michael Akinbola joined the New England Patriots athletic training staff as a physical therapist in the summer of 2016. He assists with physical therapy and player rehabilitation, as well as working with the sports medicine, athletic training and strength & conditioning staff on various aspects of the club's training program.

Prior to joining the Patriots, Akinbola worked as an athletic training intern for the Indianapolis Colts. He received his bachelor's degree in Sports Medicine from DePauw University in Indiana before earning his doctor of physical therapy (DPT) degree from the University of Delaware. He then completed a 14-month intensive sports residency program at University of Delaware, acquiring his board certification as a sports clinical specialist (SCS) and earned his master's degree in Athletic Training from Bridgewater State University.

In 2016, Akinbola and the rest of the athletic training staff earned NFL Athletic Training Staff of the Year from the Professional Football Athletic Trainers' Society (PFATS). In 2017, Akinbola and the staff earned the Athletic Trainers of the Year Award by the Athletic Trainers of Massachusetts. Akinbola is also a certified strength & conditioning specialist (CSCS).

TED **HARPER**

TEAM SPORTS DIETITIAN

SUPER BOWLS: 14, 16, 18

Ted Harper is in his ninth season as a registered and licensed sports dietitian/nutritionist with the New England Patriots. He joined the Patriots after working for a contracting company supporting Special Operations Command (SOCOM) by providing performance nutrition services. Before training special operations soldiers, he was strength training and nutritionally supporting Olympic speedskaters for the United States Olympic Speedskating Team in preparation for the 2010 Winter Olympic Games and nutritionally assisting collegiate athletes at the University of Utah.

Harper earned a dual bachelor's degree from Purdue University in dietetics and nutrition, fitness and health. He also earned a dual master's degree from the University of Utah in exercise sport science and sports nutrition. He is a Board Certified Specialist in Sports Dietetics (CSSD).

BRENDEN **MURPHY**

HEAD EQUIPMENT MANAGER

SUPER BOWLS: 14, 16, 18

Brenden Murphy was named head equipment manager following the 2016 season. Murphy spent four seasons as a full-time equipment assistant from 2013-16. The 2020 season will be his 13th associated with the Patriots. He began working with the team as a ball boy during training camp and on game days in 2008.

The Falmouth, Massachusetts, native was born on Dec. 12, 1993, and graduated from Falmouth High School in 2012.

SCOTT **WEEDEN**

EQUIPMENT ASSISTANT

SUPER BOWLS: 18

Scott Weeden enters his third season as an equipment assistant with the New England Patriots. Weeden joined the Patriots equipment staff in 2018 after spending four years with the Atlanta Falcons staff (2014-18) and interning with the Baltimore Ravens in 2013.

Weeden, a certified member of the Athletic Equipment Managers Association, was born Nov. 5, 1989, and graduated from Walpole High School (Massachusetts) in 2008.

He enrolled at Southern New Hampshire University and worked as a student supervisor for the athletic department before graduating with a bachelor's degree in sport management in 2012.

JIMMY **DEE**

VIDEO DIRECTOR

SUPER BOWLS: 01, 03, 04, 14, 16, 18

Jimmy Dee is in his 27th season with the Patriots and the 24th as the team's video director. He was appointed to his current position on April 28, 1997. He oversees all video operations for the Patriots, which includes filming, dubbing and editing all game and practice footage. Dee has overseen the transition from non-linear video to digital video and is responsible for keeping the team up-to-date in the ever-changing world of digital coaching video. His department is responsible for maintaining the digital network of coaching video used by coaches, players and scouts. He originally joined the Patriots on March 31, 1994, as the assistant video director. Jimmy and his wife, Karen, have two sons, James and Jonathan. The Dee family resides in New Bedford, Massachusetts.

FERNANDO **NETO**

ASSISTANT VIDEO DIRECTOR

SUPER BOWLS: 01, 03, 04, 14, 16, 18

Fernando Neto is in his 24th year as the Patriots assistant video director under Jimmy Dee. His primary responsibilities include filming, compiling and editing all game and practice film for coaches' analysis, cataloging all NFL game film and producing "edits" and "cut-ups." Neto has overseen the transition from non-linear video to the current state-of-the-art digital video system used by the coaching staff, scouts and players. In addition, he helps maintain the team's ever changing-camera equipment and the way practices are filmed. Neto became a father in April of 2018 to a son, Mason Robert.

JARED **RITA**

VIDEO ASSISTANT

SUPER BOWLS: 14, 16, 18

After interning in 2007 and part of the 2008 season, Jared Rita was hired to a full-time position in 2009 as a video assistant for the Patriots. His main responsibilities include assisting in editing game and practice footage for use by the coaches, scouts and players, and maintaining players' meeting rooms. Rita graduated from the New England Institute of Technology in Warwick, Rhode Island, in 2009, where he received his bachelor's degree in digital recording arts. Jared and wife, Hannah, were married in 2018, reside in Walpole, Massachusetts, and have a daughter, Grace.



TEDDY **CIOPER**

VIDEO ASSISTANT

SUPER BOWLS: 14, 16, 18

Teddy Cioper has been with the Patriots since the 2010 season. His main responsibilities include filming and editing practice and helping the scouting department with all NCAA film. A resident of New Bedford, Massachusetts, Cioper graduated from Emerson College in 2008, where he received his bachelor of arts degree in TV/Video. Teddy and wife, Jillian, were married in 2016 and have two sons, Bennett and Oliver.

2020 PLAYERS

BEAU **ALLEN**

94 | DEFENSIVE LINE

HT: 6-3 | **WT:** 327 | **Born:** 11/14/1991 | **Exp. (NFL/Patriots):** 7/1
GP/GS (Playoffs): 90/16 (3/0) | **Acq:** UFA (TB)-20
College: Wisconsin | **Hometown:** Minnetonka, Minn.

SUPER BOWLS: 17

PLAYERS

CAREER TRANSACTIONS

Beau Allen was signed by the New England Patriots as an unrestricted free agent on March 20, 2020 ... Originally drafted by the Philadelphia in the seventh round (224th overall) of the 2014 NFL Draft ... Signed by Tampa Bay as an unrestricted free agent from Philadelphia (3/15/18).

SEASONAL REVIEWS

2020 (0/0)

- Placed on Injured Reserve to start the season.

2019 (13/0 – TAMPA BAY)

- Played in 13 regular-season games as a reserve and registered 10 tackles and a half-sack.

2018 (14/8 – TAMPA BAY)

- Played in 14 regular-season games with eight starts and recorded 20 tackles.
- Was inactive Weeks 3 and 4 due to injury.
- Tallied a season-high three tackles vs. Washington (11/11).

2017 (15/3, 3/0 – PHILADELPHIA)

- Played in 15 regular-season games with three starts and registered 20 tackles and one sack.
- Played in all three postseason games in a reserve role and tallied three tackles.
- Tallied two tackles and a sack at L.A. Chargers (10/1).
- Posted a season-high four tackles at Carolina (10/12).
- Made postseason debut vs. Atlanta (1/13).
- Played in a reserve role in Super Bowl LII against New England (2/4) and made two tackles.

2016 (16/3 – PHILADELPHIA)

- Played in all 16 games with three starts and finished with a career-high 29 tackles, a half-sack and one fumble recovery.
- Made three tackles and recovered his first career fumble and returned it for 10 yards vs. Minnesota (10/23).
- Started along the defensive line and posted a season-high five tackles at N.Y. Giants (11/6).
- Tallied four tackles and a half-sack at Baltimore (12/18).

2015 (16/2 – PHILADELPHIA)

- Played in all 16 games with two starts and finished with 28 tackles and two passes defensed.
- Made first career start vs. Washington (12/26) and made five tackles.
- Notched a single-game career-high six tackles at N.Y. Giants (1/3).

2014 (16/0 – PHILADELPHIA)

- Played in all 16 games and finished with 10 tackles and a half-sack.
- Made NFL debut vs. Jacksonville (9/7) and made one tackle.
- Registered a season-high three tackles at Green Bay (11/16).

COLLEGE

- Played four seasons at Wisconsin (2010-13) and set a school record with 54 games played.
- Recorded 94 tackles, eight sacks, two blocked kicks and a fumble recovery for a touchdown after a blocked punt.
- Was a three-time Academic All-Big Ten selection (2011-13) and a consensus All-Big Ten honorable mention (2012-13).

PERSONAL

- Named an Associated Press all-state selection as a senior at Minnetonka High School in Minnesota.
- Also competed in hockey, lacrosse and track & field.
- Born Beau Allen in St. Louis Park, Minnesota, on Nov. 14, 1991 to Matt and Susie Allen.
- Majored in management at Wisconsin.

BEAU ALLEN **STATISTICS**

POS: DL HT: 6-3 WT: 327 LBS YEAR: 7TH ACQ: UFA (TB)-20 COLLEGE: WISCONSIN BORN: 11/14/91

REGULAR SEASON DEFENSIVE STATISTICS

			TACKLES					INTERCEPTIONS						MISCELLANEOUS				
Year	*Team*	*G/S*	*TT*	*UT*	*A*	*S*	*YDS*	*NO*	*YDS*	*AVG*	*LG*	*TD*	*PD*	*FF*	*FR*	*YDS*	*TD*	*SPT*
2014	Eagles	16/0	10	7	3	0.5	4.0	0	0	0.0	0	0	0	0	0	0	0	0
2015	Eagles	16/2	28	18	10	0.0	0.0	0	0	0.0	0	0	2	0	0	0	0	0
2016	Eagles	16/3	29	15	14	0.5	3.5	0	0	0.0	0	0	0	0	1	10	0	0
2017	Eagles	15/3	20	13	7	1.0	5.0	0	0	0.0	0	0	0	0	0	0	0	0
2018	Buccaneers	14/8	20	15	5	0.0	0.0	0	0	0.0	0	0	0	0	0	0	0	0
2019	Buccaneers	13/0	10	4	6	0.5	3.5	0	0	0.0	0	0	0	0	0	0	0	0
Totals – 6 Years		**90/16**	**117**	**72**	**45**	**2.5**	**16.0**	**0**	**0**	**0.0**	**0**	**0**	**2**	**0**	**1**	**0**	**0**	**0**

POSTSEASON DEFENSIVE STATISTICS

			TACKLES					INTERCEPTIONS						MISCELLANEOUS				
Year	*Team*	*G/S*	*TT*	*UT*	*A*	*S*	*YDS*	*NO*	*YDS*	*AVG*	*LG*	*TD*	*PD*	*FF*	*FR*	*YDS*	*TD*	*SPT*
2017	Eagles	3/0	3	1	2	0.0	0.0	0	0	0.0	0	0	0	0	0	0	0	0
Totals – 1 Year		**3/0**	**3**	**1**	**2**	**0.0**	**0.0**	**0**	**0**	**0.0**	**0**	**0**	**0**	**0**	**0**	**0**	**0**	**0**

DAVID **ANDREWS**

60 | CENTER

HT: 6-3 | **WT:** 300 | **Born:** 7/10/1992 | **Exp. (NFL/Patriots):** 6/6
GP/GS (Playoffs): 61/58 (11/9) | **Acq:** FA-15
College: Georgia | **Hometown:** Johns Creek, Ga.

SUPER BOWLS: 16, 18

CAREER TRANSACTIONS

David Andrews was signed by the New England Patriots as a rookie free agent on May 8, 2015.

CAREER HIGHLIGHTS

- Named captain four times (2017-20) after beginning his pro career as a rookie free agent.
- Two-time Super Bowl Champion.
- Selected to the New England Patriots 2010s All-Decade Team at center.
- Starting center for a top-10 offense in each of his first four seasons (2015- sixth, 2016-fourth, 2017-first & 2018-fifth).

SEASONAL REVIEWS

2020 (1/1)

- Elected offensive co-captain by his teammates for the fourth straight year.
- Returned to start at center in the season-opener vs. Miami (9/13) after spending the entire 2019 season on injured reserve. Helped pave the way for a rushing attack that gained 217 yards on the ground.

2019 (0/0)

- Named a co-captain for the third consecutive season.
- Placed on injured reserve on Aug. 31, 2019, but remained an active part of the team for the season by attending practice and participating in meetings.

2018 (16/16, 3/3)

- Named a co-captain for the second consecutive season.
- Started at center in all 16 regular-season games.
- Started at center in all three postseason victories, including the Super Bowl LIII victory over L.A. Rams (2/3).

EXTRA POINTS

- David Andrews is the nephew of long-time NFL head coach and player Dan Reeves.

  Andrews said the bond between the two is strong and he still seeks Reeves' advice.

  "Not many people in my family know what it's like to play in the NFL," he told the *Boston Globe*. "So he's kind of the only one I can bounce things off or someone who might understand what it's like, so it's definitely cool.''

VIDEO FEATURE

- Spend some time with David off the field in this episode of "Do Your Life" from Patriots.com.

2017 (14/14, 3/3)

- Named a co-captain for the first time in his career.
- Started all 14 regular-season games he played in at center.
- Started at center in all three postseason contests, including Super Bowl LII vs. Philadelphia (2/4).
- Was inactive due to injury in the victory at Oakland (11/19) in Mexico City and vs. Miami (11/26).
- Returned to the starting lineup at center after missing two games due to injury in the win at Buffalo (12/3).

2016 (16/16, 3/3)

- Served as the Patriots starting center during all 16 games of the 2016 regular season.
- Started at center for all three postseason contests, including the Super Bowl LI victory vs. Atlanta (2/5).
- Made the start at center for the fifth consecutive game at Cleveland (10/9) as a part of an offensive line that helped the Patriots offense record 501 total net yards.

2015 (14/11, 2/0)

- Was one of three rookie free agents, along with Justin Coleman and Brandon King, to be a major contributor on the 53-man roster.
- Appeared in 14 regular-season games with 11 starts - all at center. Also saw limited action at guard and as a fullback in short yardage situations. Became the third rookie free agent to start opening day under Bill Belichick (DL Jace Sayler - 2001, WR Kenbrell Thompkins - 2013).
- Started at center due to Bryan Stork starting the season on short-term injured reserve and played every offensive snap through the first 10 games of the season, helping the team to a 10-0 start.
- Appeared as a reserve in both playoff games.
- Was active but did not play at Denver (11/29) and vs. Philadelphia (12/6).
- Made his NFL debut and his first career start at center in the win vs. Pittsburgh (9/10).
- Started at center and took one snap at right guard when Shaq Mason lined up at fullback in the win vs. Washington (11/8).
- Contributed on the kick return unit for the first time in his career and saw action at center when Bryan Stork moved to left guard in place of Shaq Mason at N.Y. Jets (12/27).
- Saw action at fullback, setting a key block on Steven Jackson's 1-yard touchdown run in the first quarter of the AFC Championship at Denver (1/24).

COLLEGE

- Appeared in 50 games with 40 starts over his four-year career at Georgia. Started every game for the Bulldogs over his final three seasons.
- Was voted team MVP as well as Associated Press Second Team All-SEC as a senior in 2014. Was also voted the team's permanent captain and won the squad's toughest player award.

PERSONAL

- Married wife, Mackenzie, in the 2017 offseason.
- Was ranked the No. 9 center nationally and No. 37 prospect overall coming out of Wesleyan (Georgia) High School in 2011.



DEVIN **ASIASI**

86 | TIGHT END

HT: 6-3 | **WT:** 257 | **Born:** 8/14/1997 | **Exp. (NFL/Patriots):** Rookie
GP/GS (Playoffs): 1/0 (0/0) | **Acq:** D3b-20 (91st)
College: UCLA | **Hometown:** Shoreview, Calif.

PRONOUNCED AH-see AH-see

CAREER TRANSACTIONS

Devin Asiasi was drafted by the New England Patriots in the third round (91st overall) of the 2020 NFL Draft.

SEASONAL REVIEWS

2020 (1/0)

- Made his NFL debut in the season-opening win over Miami (9/13).

COLLEGE

- Began his college career at Michigan before transferring to UCLA in 2017.
- Totaled 13 receptions for at least 20 yards during his senior season. Also had multiple receptions in 11-of-12 contests.
- Started all 12 games and posted career highs with 44 receptions for 641 yards and four touchdowns as a senior in 2019.
- Was an honorable mention All Pac-12 selection.
- Played in nine games with one start in 2018 and totaled six receptions for 130 yards and one touchdown.

EXTRA POINTS

- The Patriots selected their first offensive player in the 2019 NFL Draft with their second pick in the third round on TE Devin Asiasi out of UCLA.
- Asiasi is the third UCLA player to be selected by the Patriots under Bill Belichick, joining WR Matthew Slater in 2008 and OL Connor McDermott in 2017.

- Sat out the 2017 season after transferring from Michigan to UCLA.
- Played in 13 games as a freshman at Michigan in 2016 and caught two passes for 18 yards.

PERSONAL

- As a senior at De La Salle High School, caught 17 passes for 311 yards and five touchdowns. Also totaled 49 tackles, five passes defensed and four sacks.
- As a junior, made 16 receptions for 264 yards and two touchdowns, while recording 33 tackles and five sacks.
- Also lettered in basketball.
- Majored in sociology at UCLA.

DEVIN ASIASI **STATISTICS**

POS: TE HT: 6-3 WT: 257 LBS YEAR: ROOKIE ACQ: D3b-20 (91ST) COLLEGE: UCLA BORN: 8/14/97

REGULAR SEASON RECEIVING STATISTICS

Year	*Team*	*G/S*	*REC*	*YDS*	*AVG*	*LG*	*TD*
2020	Patriots	1/0	0	0	0.0	0	0
Totals – 1 Year		**1/0**	**0**	**0**	**0.0**	**0**	**0**

JAKE BAILEY

7 | PUNTER

HT: 6-2 | **WT:** 205 | **Born:** 6/18/1997 | **Exp. (NFL/Patriots):** 2/2
GP/GS (Playoffs): 17/0 (1/0) | **Acq:** D5b-19 (163rd)
College: Stanford | **Hometown:** Solana Beach, Calif.

CAREER TRANSACTIONS

Jake Bailey was drafted by the New England Patriots in the fifth round (163rd overall) of the 2019 NFL Draft.

SEASONAL REVIEWS

2020 (1/0)

- Punted three times for 119 yards (39.7 avg.) in the season-opening win vs. Miami (9/13).

2019 (16/0, 1/0)

- Played in all 16 regular-season contests and finished the season with 81 punts for 3,638 yards (44.9 avg., 41.3 net avg.) with six touchbacks, 36 downed inside the 20-yard line and a long of 65. His 36 punts downed inside the 20-yard line set a new franchise mark and 44.9 avg. and 41.3 net are Patriots rookie records. Ryan Allen (2015) and Lee Johnson (2000) previously held the team record of 31 punts downed inside the opponent 20-yard line.
- Punted five times for 230 yards including a long of 61 yards with two punts inside the 20-yard line and two touchbacks in the AFC Wild Card loss vs. Tennessee (1/4).
- Also utilized as holder on extra points and field goals, while also handling kickoff duties after Stephen Gostkowski landed on injured reserve after Week 4.
- Made his NFL debut and punted three times for a total of 123 yards, including a 53-yarder that went out of bounds deep in the Steelers territory during the win vs. Pittsburgh (9/8). Also held for all extra points and field goal attempts.
- Punted seven times for a total of 310 yards with five punts being down inside the 20-yard line in the win vs. N.Y. Jets (9/22). His five punts forced the Jets to start drives at their own 12, 10, 8, 8 and 1-yard line. Was named AFC Special Teams Player of the Week for his efforts.
- Punted six times for 286 yards with a long of 57, while also handling kickoff duties for the first time in his pro career during the win at Washington (10/6).
- Punted five times for 233 yards and landing three inside the 20-yard line while handling kickoff duties in the loss at Baltimore (11/3). Also made his first career special teams tackle.
- Punted eight times for 381 yards, landing six punts inside the 20-yard line and recording five punts longer than 50 yards at Philadelphia (11/17). His final punt netted 54 yards and landed at the 12-yard line, pinning the Eagles back deep in their own territory with no timeouts late in the game. Was named AFC Special Teams Player of the Week for his efforts.
- Punted six times for 263 yards, landing two inside the 20-yard line and setting a new career-long with a 65-yard punt in the third quarter in the win vs. Dallas (11/24).
- Punted four times for 165 yards while handling kickoff duties in the loss vs. Kansas City (12/8). Bailey landed his first punt inside the 20-yard line, moving his season total to 32 punts inside the 20 and set a new franchise record.
- Punted four times for 178 yards with a long of 57 yards and three punts inside the 20-yard line, extending his inside-the-20 team record to 36 in the loss vs. Miami (12/29).

EXTRA POINTS

- Following his rookie season, Jake Bailey returned to the classroom at Stanford and completed the requirements needed to earn his degree in science, technology and society.

COLLEGE

- Three-time All-Pac-12 honoree – second team (2017, 2018) and honorable mention (2016).
- Two-time Pac-12 All-Academic honorable mention (2017, 2018).
- Finished as Stanford's all-time career leader in punting average (43.81).
- Finished sixth in school history with 185 career punts.
- Finished sixth in school history with 8,105 career punt yards.
- Recorded the longest punt in school history (84 yards) at Cal (12/1/18).
- Totaled 185 punts for 8,105 yards (43.8), 17 touchbacks, 51 fair catches, 76 inside the 20, and 54 of 50+ yards in 52 career games.
- Registered 291 kickoffs for 18,428 yards (63.3) and 173 touchbacks.

PERSONAL

- Played at Santa Fe Christian High School (California) and connected on 12-of-16 field goals – including 54-yarder – as a senior. Also made 26-of-27 extra points.
- Made three field goals of 50 or more yards and 40 touchbacks on 47 kickoffs as a senior
- Averaged 44.1 yards/punt as a senior, including 71-yarder
- Lettered in football, track and field, and soccer and is school record holder in long jump (21-4).

HONORS & AWARDS

2019: AFC Special Teams Player of the Week (Wk. 3)
2019: AFC Special Teams Player of the Week (Wk. 11)

- Full name is Jacob Richard Bailey.
- Majored in science, technology and society (innovation and organization).

JAKE BAILEY **STATISTICS**

POS: P HT: 6-2 WT: 205 LBS YEAR: 2ND ACQ: D5b-19 (163RD) COLLEGE: STANFORD BORN: 6/18/97

REGULAR SEASON STATISTICS

Year	*Team*	*GP*	*NO.*	*YDS*	*AVG*	*NET*	*TB*	*IN20*	*LG*	*BLK*
2019	Patriots	16	81	3,638	44.9	41.3	6	36	65	0
2020	Patriots	1	3	119	39.7	40.7	0	3	55	0
Totals:	**2 Years**	**17**	**81**	**3,987**	**44.8**	**41.1**	**6**	**39**	**65**	**0**

Additional Statistics: 1 Special Teams Tackle at Baltimore (11/3/19).

POSTSEASON DEFENSIVE STATISTICS

Year	*Team*	*GP*	*NO.*	*YDS*	*AVG*	*NET*	*TB*	*IN20*	*LG*	*BLK*
2019	Patriots	1	5	230	46.0	38.0	2	2	61	0
Totals:	**1 Year**	**1**	**5**	**230**	**46.0**	**38.0**	**2**	**2**	**61**	**0**

BAILEY'S CAREER **GAME-BY-GAME**

2019	*OPPONENT*	*NO.*	*YDS*	*AVG.*	*NET*	*TB*	*IN20*	*LG*	*B*
09/08	Pittsburgh	3	123	41.0	41.0	0	1	53	0
09/15	at Miami	3	144	48.0	46.3	0	3	53	0
09/22	N.Y. Jets	7	310	44.3	41.4	1	5	58	0
09/29	at Buffalo	9	435	48.3	43.0	0	1	63	0
10/06	at Washington	6	286	47.7	46.2	0	2	57	0
10/10	N.Y. Giants	3	122	40.7	40.7	0	1	46	0
10/21	at N.Y. Jets	7	261	37.3	35.3	0	4	59	0
10/27	Cleveland	5	227	45.4	41.0	1	1	55	0
11/03	at Baltimore	5	233	46.6	45.2	0	3	57	0
11/17	at Philadelphia	8	381	47.6	46.0	0	6	55	0
11/24	Dallas	6	263	43.8	33.8	3	2	65	0
12/01	at Houston	4	176	44.0	38.0	0	2	59	0
12/08	Kansas City	4	165	41.3	36.3	0	2	56	0
12/15	at Cincinnati	5	241	48.2	42.4	1	0	65	0
12/21	Buffalo	2	93	46.5	38.0	0	0	53	0
12/29	Miami	4	178	44.5	42.8	0	3	57	0
2019 Totals		**81**	**3638**	**44.9**	**41.3**	**6**	**36**	**65**	**0**
01/04	Tennessee	5	230	46.0	38.0	2	2	61	0
2019 Postseason		**5**	**230**	**46.0**	**38.0**	**2**	**2**	**61**	**0**

JA'WHAUN **BENTLEY**

51 | LINEBACKER

HT: 6-2 | **WT:** 255 | **Born:** 8/24/1996 | **Exp. (NFL/Patriots):** 3/3
GP/GS (Playoffs): 20/5 (1/0) | **Acq:** D5-18 (143rd)
College: Purdue | **Hometown:** Glenarden, Md.

SUPER BOWLS: 18

PRONOUNCED ja-WAHN

CAREER TRANSACTIONS

Ja'Whaun Bentley was drafted by the New England Patriots in the fifth round (143rd overall) of the 2018 NFL Draft.

SEASONAL REVIEWS

2020 (0/0)

- Elected defensive co-captain by his teammates for the first time.

2019 (16/2, 1/0)

- Appeared in all 16 regular-season games with two starts and finished with 39 tackles, one pass defensed and five tackles on special teams as part of a defense that finished No. 1 in the NFL in total defense (275.9 yards per game) and scoring (14.1 points allowed per game).
- Contributed as a reserve on defense and special teams and made four defensive tackles in the AFC Wild Card loss vs. Tennessee (1/4).
- Made his first start of the season and finished with three tackles at linebacker and a special teams tackle in the win at Buffalo (9/29).
- Led the team with a season-high eight tackles in the win at Cincinnati (12/15). His second-quarter tackle on fourth-down led to a Nick Folk field goal that tied the game. Also made one special teams tackle in the game.

2018 (3/2, 0/0)

- Played in the first three games of the season with two starts and posted 13 tackles, one interception, one pass defensed and one special teams tackle before being placed on injured reserve on Sept. 26, after suffering an injury at Detroit (9/23).
- Made the start at linebacker in his first career NFL game in the victory vs. Houston (9/9) and combined for seven total tackles.
- Contributed in a reserve role at linebacker and finished with one tackle, while also contributing on special teams with one special teams tackle at Jacksonville (9/16).
- Started at linebacker and finished with five tackles and a pass defensed, while also recording his first NFL interception when he picked off QB Matthew Stafford to end the Lions first drive of the third quarter in the game at Detroit (9/23). The turnover led to a touchdown for the Patriots on the ensuing drive.

COLLEGE

- Played in 38 games over his four-year career at Purdue and registered 272 tackles, one sack, two interceptions, one interception returned for a touchdown, seven passes defensed, two forced fumbles and three fumble recoveries.

EXTRA POINTS

- Ja'Whaun Bentley was the first three-time captain in Purdue history.
- Ja'Whaun and his family had been homeless since his freshman year of high school, living with one set of grandparents, then the other, then an aunt. Bentley and his brother slept on couches and floors for periods of time of several years until Ja'Whaun entered the NFL and was able to secure permanent housing for his family.
- Bentley and Boston Celtics guard Carsen Edwards met as student athletes at Purdue in 2016. Bentley was a junior on the football team and Edwards was a freshman on the basketball team. The duo quickly formed a tight bond and have been close friends ever since.

VIDEO FEATURE

- On this "Patriots All Access" feature, take a trip back home with Ja'Whaun and see why 'home' is not something he and his family take for granted.

- Was a three-time team captain at Purdue.
- Appeared in 12 games with 11 starts as a senior and totaled a career-high 97 tackles, one sack, one interception he returned for a touchdown, three passes defensed and two forced fumbles.
- Played in nine games as a junior with eight starts and finished fifth on the team with 50 tackles and one pass defensed.
- Started the first five games of the season as a sophomore before injuring his knee at practice. Finished fifth on the team with 49 tackles despite missing the final seven games of the season.
- Started all 12 games as a freshman and recorded 76 tackles, one interception returned for 44 yards, one pass defensed and three fumble recoveries.

PERSONAL

- Four-year letter-winner in high school.
- Two-time first team all-metropolitan, all-conference and all-state as a junior and senior.
- Made 113 tackles, 26 tackles for loss, four sacks and one interception returned for a TD as a senior, helping lead his team to the WCAC championship.
- Recorded 116 tackles and six sacks as a junior.
- Played in Offense-Defense 2014 All-American Bowl.
- Recorded 10 sacks and one forced fumble as a freshman.
- Majored in organizational leadership at Purdue.

JA'WHAUN BENTLEY **STATISTICS**

POS: LB HT: 6-2 WT: 255 LBS YEAR: 3RD ACQ: D5-18 (143RD) COLLEGE: PURDUE BORN: 8/24/96

REGULAR SEASON DEFENSIVE STATISTICS

			TACKLES					INTERCEPTIONS					MISCELLANEOUS					
Year	*Team*	*G/S*	*TT*	*UT*	*A*	*S*	*YDS*	*NO*	*YDS*	*AVG*	*LG*	*TD*	*PD*	*FF*	*FR*	*YDS*	*TD*	*SPT*
2018	Patriots	3/2	13	8	5	0.0	0.0	1	0	0.0	0	0	1	0	0	0	0	1
2019	Patriots	16/2	39	25	14	0.0	0.0	0	0	0.0	0	0	1	0	0	0	0	5
2020	Patriots	1/1	5	3	2	0.0	0.0	0	0	0.0	0	0	0	0	0	0	0	0
Totals – 3 Years		**20/5**	**57**	**36**	**21**	**0.0**	**0.0**	**1**	**0**	**0.0**	**0**	**0**	**2**	**0**	**0**	**0**	**0**	**6**

POSTSEASON DEFENSIVE STATISTICS

			TACKLES					INTERCEPTIONS					MISCELLANEOUS					
Year	*Team*	*G/S*	*TT*	*UT*	*A*	*S*	*YDS*	*NO*	*YDS*	*AVG*	*LG*	*TD*	*PD*	*FF*	*FR*	*YDS*	*TD*	*SPT*
2018	Patriots	0/0	Injured Reserve															
2019	Patriots	1/0	5	3	2	0.0	0.0	0	0	0.0	0	0	0	0	0	0	0	0
Totals – 2 Years		**1/0**	**5**	**3**	**2**	**0.0**	**0.0**	**0**	**0**	**0.0**	**0**	**0**	**0**	**0**	**0**	**0**	**0**	**0**

BENTLEY'S CAREER **GAME-BY-GAME**

2018	*OPPONENT*	*P/S*	*TT*	*UT*	*A*	*S*	*YDS*	*INT*	*YDS*	*PD*	*FF*	*FR*	*SPT*
09/09	Houston	S	7	4	3	-	-	-	-	-	-	-	-
09/16 at	Jacksonville	p	1	1	0	-	-	-	-	-	-	-	1
09/23 at	Detroit	S	5	3	2	-	-	1	0	1	-	-	-
09/30	Miami	Placed on injured reserve (9/26)											
2018 Totals		**3/2**	**13**	**8**	**5**	**0.0**	**0.0**	**1**	**0**	**1**	**0**	**0**	**1**

2019	*OPPONENT*	*P/S*	*TT*	*UT*	*A*	*S*	*YDS*	*INT*	*YDS*	*PD*	*FF*	*FR*	*SPT*
09/08	Pittsburgh	p	3	2	1	-	-	-	-	-	-	-	-
09/15 at	Miami	p	2	2	0	-	-	-	-	-	-	-	-
09/22	N.Y. Jets	p	3	2	1	-	-	-	-	-	-	-	-
09/29 at	Buffalo	S	3	3	0	-	-	-	-	-	-	-	1
10/06 at	Washington	p	4	4	0	-	-	-	-	-	-	-	-
10/10	N.Y. Giants	p	1	1	0	-	-	-	-	-	-	-	-
10/21 at	N.Y. Jets	p	2	0	2	-	-	-	-	-	-	-	-
10/27	Cleveland	p	1	1	0	-	-	-	-	-	-	-	-
11/03 at	Baltimore	p	2	1	1	-	-	-	-	-	-	-	-
11/17 at	Philadelphia	S	0	0	0	-	-	-	-	-	-	-	1
11/24	Dallas	p	5	2	3	-	-	-	-	-	-	-	-
12/01 at	Houston	p	3	2	1	-	-	-	-	-	-	-	1
12/08	Kansas City	p	1	1	0	-	-	-	-	-	-	-	1
12/15 at	Cincinnati	p	8	4	4	-	-	-	-	-	-	-	1
12/21	Buffalo	p	0	0	0	-	-	-	-	-	1	-	-
12/29	Miami	p	1	0	1	-	-	-	-	-	-	-	-
2019 Totals		**16/2**	**39**	**25**	**14**	**0.0**	**0.0**	**0**	**0**	**0**	**1**	**0**	**5**
01/04	Tennessee	p	5	3	2	-	-	-	-	-	-	-	-
2019 Postseason		**1/0**	**5**	**3**	**2**	**0.0**	**0.0**	**0**	**0**	**0**	**0**	**0**	**0**

JUSTIN **BETHEL**

29 | DEFENSIVE BACK

HT: 6-0 | **WT:** 200 | **Born:** 6/17/1990 | **Exp. (NFL/Patriots):** 9/2
GP/GS (Playoffs): 127/14 (4/2) | **Acq:** FA-19
College: Presbyterian | **Hometown:** Blythewood, S.C.

PRO BOWLS: 13, 14, 15

CAREER TRANSACTIONS

Justin Bethel was signed by the New England Patriots a free agent on Oct. 23, 2019... Originally drafted by Arizona in the sixth round (177th overall) of the 2012 NFL Draft... Signed by Atlanta as an unrestricted free agent from Arizona (3/24/18)... Signed by Baltimore as an unrestricted free agent from Atlanta (3/19/19)... Released by Baltimore (10/21/19).

HONORS AND AWARDS

2015: Pro Bowl, PFWA All-NFL Team

2014: Pro Bowl, NFC Special Teams Player of the Week (Wk. 9), NFC Special Teams Player of the Month (December)

2013: Pro Bowl, PFWA All-NFL Team

CAREER HIGHLIGHTS

- Named to three straight Pro Bowls as a special teamer 2013-15.
- Earned first team All-Pro honors from the Pro Football Writers Association in 2013 and 2015.
- Has four career touchdowns:
  - Blocked field goal return 82 yards for TD vs. Chicago (12/23/12).
  - 21-yard interception return for TD vs. San Francisco (9/27/15).
  - 66-yard interception return for TD at L.A. Rams (1/1/17).

- 82-yard interception return for TD at Detroit (9/10/17).
- Has blocked four kicks in his eight-year career:
  - 47-yard field goal attempt vs. Detroit (9/15/13)
  - 40-yard field goal attempt vs. Houston (11/10/13)
  - 35-yard field goal attempt at Dallas (11/2/14)
  - PAT block at Minnesota (11/20/16)

SEASONAL REVIEWS

2020 (1/0)

- Played on special teams in the season-opening win vs. Miami (9/13).

2019 (9/0, 1/0 – NEW ENGLAND)

- Signed by the New England Patriots as a free agent on Oct. 23.
- Played in nine regular-season games as a special teams contributor and posted five tackles and two fumble recoveries on muffed punts.
- Appeared as a reserve in the Wild Card Playoff vs. Tennessee (1/4). Did not accrue any statistics.
- Finished with one special teams tackle and recovered a muffed punt in the second quarter to set the Patriots offense up at the 20-yard line in the loss at Baltimore (11/3). His recovery led to a Patriots touchdown on the ensuing drive.
- Made one special teams tackle and recovered a fumble from a muffed punt, setting the Patriots offense up in Bengals territory and led to a field goal in the win at Cincinnati (12/15).

2019 (7/0 – BALTIMORE)

- Saw action in seven games as a reserve for Baltimore as a core special teams player. Recorded five special teams tackles.

2018 (14/0 – ATLANTA)

- Played in 14 games with the Falcons as a core special teamer. Made 12 special teams tackles on the season.
- Was inactive vs. Cincinnati (9/30) and at Pittsburgh (10/7).
- Notched a season-high three special teams tackles vs. Carolina (9/16).

2017 (16/6 – ARIZONA)

- Played in all 16 games with six starts for Arizona, making 30 defensive tackles and 10 special teams tackles on the season. Also intercepted one pass he returned for a touchdown and defensed four passes.
- Recorded his only interception of the season and returned it for a career-long 82-yard touchdown at Detroit (9/10). Added four tackles in the game.
- Started and made a season-high six tackles on defense, defensed one pass and made one special teams tackle at Indianapolis (9/17).
- Matched a season-high with six tackles in a start at Philadelphia (10/17).

2016 (16/3 – ARIZONA)

- Played in all 16 games with three starts and recorded 26 tackles on defense, one forced fumble, one fumble recovery, one interception returned for a touchdown, six passes defensed and with 13 special teams tackles.
- Brought back his only interception on the season for a 66-yard touchdown at L.A. Rams (1/1). Also made a season-high six tackles on defense, recovered a fumble and made one special teams tackle.

2015 (16/5, 2/2 – ARIZONA)

- Played in all 16 regular-season games with five starts and recorded a career-best 33 tackles on defense, two forced fumbles, one fumble recovery, two interceptions, nine passes defensed and 12 special teams tackles on.
- Started both playoff contests and accrued 10 tackles and two passes defensed.
- Named to his third consecutive Pro Bowl as a special teamer.
- Voted to the All-NFL Team by the Pro Football Writers as a special teamer.
- Scored on his first career interception, returning the pick for a touchdown on a 21-yard return vs. San Francisco (9/27). Also forced a fumble.
- Grabbed his second interception of the season and added seven tackles on defense and one special teams tackle vs. Green Bay (12/27).
- Started and made six tackles on defense in the NFC Divisional Round playoff victory vs. Green Bay (1/16).
- Started and made four tackles on defense in the NFC Championship loss at Carolina (1/24).

2014 (16/0, 1/0 – ARIZONA)

- Played in all 16 games and recorded seven tackles on defense, one forced fumble, one fumble recovery and 16 special teams tackles.
- Appeared as a reserve in the Wild Card Playoff loss at Carolina (1/3) and made one tackle and recovered a fumble
- Named to his second consecutive Pro Bowl for his efforts on special teams.
- Voted NFC Special Teams Player of the Month for December after posting eight special teams tackles, one forced fumble and one blocked field goal.
- Voted NFC Special Teams Player of the Week in Week 9 after blocking K Dan Bailey's field goal attempt on the final play of the first half at Dallas (11/2).
- Recorded a career-high four special teams tackles at St. Louis Rams (12/11).

2013 (16/0 – ARIZONA)

- Played in all 16 games and recorded a career-high 21 special teams tackles. Also recovered one fumble and blocked two field goals.
- Named to his first career Pro Bowl as a special teamer.
- Voted to the All-NFL Team by the Pro Football Writers Association as a special teamer.
- Registered his first career blocked kick on a 47-yard field goal attempt vs. Detroit (9/15). Also made one special teams tackle.
- Recorded his second blocked field goal of the season on a 40-yard attempt vs. Houston (11/10).

2012 (16/0 – ARIZONA)

- Appeared in all 16 games as a reserve and recorded 12 special teams tackles as a rookie.
- Recorded his first NFL tackle on defense at Seattle (12/9).

- Scored his first career NFL touchdown when he returned a blocked field goal 82 yards vs. Chicago (12/23).

COLLEGE

- Started 43-of-44 games at Presbyterian and was a three-time All-Big South selection. Recorded 279 tackles, seven interceptions, 16 passes defensed, 2½ sacks, four forced fumbles and one fumble recovery. Also scored three touchdowns, returning an interception and two blocked punts for scores.
- Earned the three All-Conference accolades and a Defensive Player-of-the-Year award for his performance as a senior. Became the all-time leader in the Big South in blocked kicks this season as well as the all-time leader in career solo blocks.
- Big South Second-Team Defensive All-Conference as a junior in 2010. Started 10 games, missing one with an injury and recorded a team-best 47 unassisted tackles
- Started all 11 games as a sophomore and earned second-team all-conference accolades. Recorded a team-best 79 tackles.
- Saw action in 12 games and totaled 54 tackles as a freshman.

PERSONAL

- Attended South Blythewood (South Carolina) High School.
- Graduated from Presbyterian with a degree in business administration.

JUSTIN BETHEL **STATISTICS**

POS: DB HT: 6-0 WT: 200 LBS YEAR: 9TH ACQ: FA-19 COLLEGE: PRESBYTERIAN BORN: 6/17/90

REGULAR SEASON DEFENSIVE STATISTICS

			TACKLES					INTERCEPTIONS					MISCELLANEOUS					
Year	Team	G/S	TT	UT	A	S	YDS	NO	YDS	AVG	LG	TD	PD	FF	FR	YDS	TD	SPT
2012	Cardinals	16/0	1	1	0	0.0	0.0	0	0	0.0	0	0	0	0	0	0	0	12
2013	Cardinals	16/0	0	0	0	0.0	0.0	0	0	0.0	0	0	0	0	1	-3	0	21
2014	Cardinals	16/0	7	7	0	0.0	0.0	0	0	0.0	0	0	0	1	1	0	0	16
2015	Cardinals	16/5	33	31	2	0.0	0.0	2	21	10.5	21t	1	9	2	1	0	0	12
2016	Cardinals	16/3	26	25	1	0.0	0.0	1	66	66.0	66t	1	6	1	1	0	0	13
2017	Cardinals	16/6	30	20	10	0.0	0.0	1	82	82.0	82t	1	4	0	0	0	0	10
2018	Falcons	14/0	0	0	0	0.0	0.0	0	0	0.0	0	0	0	0	0	0	0	13
2019	Ravens	7/0	1	1	0	0.0	0.0	0	0	0.0	0	0	0	0	1	0	0	5
2019	Patriots	9/0	0	0	0	0.0	0.0	0	0	0.0	0	0	0	0	2	0	0	5
2020	Patriots	1/0	0	0	0	0.0	0.0	0	0	0.0	0	0	0	0	0	0	0	0
Totals – 9 Years		**127/14**	**98**	**85**	**13**	**0.0**	**0.0**	**4**	**169**	**42.3**	**82t**	**3**	**19**	**4**	**7**	**0**	**0**	**107**

Additional Statistics: 4 Blocked Kicks - 47-yd FG ATT vs. DET (9/15/13), 40-yd FG ATT vs. HOU (11/10/13), 35-yd FG ATT at DAL (11/2/14), PAT block at MIN (11/20/16); 1 Blocked FG return 82 yds for TD vs. CHI (12/23/12).

POSTSEASON DEFENSIVE STATISTICS

			TACKLES					INTERCEPTIONS					MISCELLANEOUS					
Year	Team	G/S	TT	UT	A	S	YDS	NO	YDS	AVG	LG	TD	PD	FF	FR	YDS	TD	SPT
2014	Cardinals	1/0	1	1	0	0.0	0.0	0	0	0.0	0	0	0	0	1	0	0	0
2015	Cardinals	2/2	10	10	0	0.0	0.0	0	0	0.0	0	0	2	0	0	0	0	0
2019	Patriots	1/0	0	0	0	0.0	0.0	0	0	0.0	0	0	0	0	0	0	0	0
Totals – 3 Years		**4/2**	**11**	**11**	**0**	**0.0**	**0.0**	**0**	**0**	**0.0**	**0**	**0**	**2**	**0**	**1**	**0**	**0**	**0**

BRANDON **BOLDEN**

38 | RUNNING BACK

HT: 5-11 | **WT:** 220 | **Born:** 1/26/1990 | **Exp. (NFL/Patriots):** 9/8
GP/GS (Playoffs): 114/8 (16/2) | **Acq:** UFA (MIA)-19
College: Mississippi | **Hometown:** Baton Rouge, La.

SUPER BOWLS: 14, 16

CAREER TRANSACTIONS

Brandon Bolden was signed by the New England Patriots as an unrestricted free agent from Miami on March 14, 2019 ...Originally signed by New England as a rookie free agent (5/10/12) ... Re-signed by the New England Patriots as an unrestricted free agent on (4/5/17) ... Released by New England (9/2/17) ... Signed by New England as a free agent (9/4/17) ... Released by New England (9/1/18) ... Signed by Miami as a free agent (9/5/18).

CAREER HIGHLIGHTS

- 2019 marked Bolden's seventh season with the Patriots. Bolden joined Lonie Paxton (9), Stephen Neal (8), Mike Wright (7) and Ryan Wendell (7) as the only players to play seven-plus seasons under Bill Belichick after originally entering the NFL as a rookie free agent.

SEASONAL REVIEWS

2020 (0/0)

- Exercised his Reserve/Opt-Out decision and will not play this season.

2019 (15/2, 1/0)

- Played in 15 regular-season games with two starts at running back and totaled 15 rushing attempts for 68 yards and three touchdowns. Also caught nine passes for 111 yards and one score. His four touchdowns set a new career high. Key contributor on special teams, returned 23 kickoffs for 515 yards, marking the first time in his career he was utilized as a kick returner. Also posted eight special teams tackles and blocked one punt that was returned for a touchdown.
- Appeared as a reserve in the Wild Card Playoff vs. Tennessee (1/4). Did not accrue any statistics.
- Was inactive for the victory at Miami (9/15) due to injury.
- Contributed on special teams with one tackle while also handling kickoff return duties for the first time in his career, totaling 35 return yards on two kickoff returns in the win vs. Pittsburgh (9/8).
- Scored his first rushing touchdown with the Patriots since 2014 on a 4-yard score in the first quarter, his lone carry of the day, during the win at Buffalo (9/29). Also added a special teams tackle and returned two kicks for 43 yards.
- Scored for the second week in a row when he hauled in a 29-yard touchdown reception, while also rushing five times for 13 yards in the victory at Washington (10/6).
- Scored a touchdown for the third straight week when he scored on a 1-yard run in the second quarter of the win vs. N.Y. Giants (10/10), tying his career high for touchdowns in a season. Finished with three carries for 23 yards and two receptions for 22 yards, while also returning a kickoff 28 yards. Was also credited with a blocked punt that was recovered by DL Chase Winovich for a touchdown.
- Carried the ball once on offense, scoring on a 10-yard touchdown rush in the loss vs. Kansas City (12/8). The touchdown run gave Bolden four total touchdowns (three rushing, one receiving) on the season and set a new career- high. Bolden also matched his career-high from 2013 with his third rushing touchdown on the season. Also returned four kicks for 76 yards.

2018 (16/0 – MIAMI)

- Went to training camp with New England and was released prior to the start of the regular season. Joined the Dolphins on Sept. 5 and appeared in all 16 games. Produced eight rushing attempts for 91 yards and two touchdowns and caught three passes for 13 yards and one score. Contributed heavily on special teams, making six tackles and blocked one punt at Green Bay (11/11).
- Had his most productive offensive game for the Dolphins in a win vs. New England (12/9), two rushing attempts for 60 yards and two touchdowns, including a 54-yard touchdown scamper in the second quarter.
- Caught one pass for a 4-yard touchdown vs. Jacksonville (12/23).

EXTRA POINTS

- Bolden's grandfather, Frank Pitts, played 10 seasons in the NFL as a receiver for the Chiefs, Browns and Raiders. He was with Kansas City for two Super Bowls, losing Super Bowl I and winning Super Bowl IV. Bolden, quite proudly, has become familiar with these two games by watching with his grandfather.

  "I remember being six years old, him popping in a highlight film of Super Bowl I and IV. I've seen that tape at least 500 times," Bolden said. "He's great, been pretty much my role model since forever. He'll call me at the end of the game and tell me everything I did wrong. He's my toughest critic, and I think that rubbed off on me."

VIDEO FEATURE

- In this Patriots.com feature, Brandon sits down with his grandfather, Frank Pitts, to discuss how Frank's NFL career inspired Brandon to pursue football at early age.

BETTER THAN AVERAGE

Brandon Bolden finished with 16 carries for 137 yards and an 8.6-yard average at Buffalo (9/30/12). He also had runs of 20 and 27 yards. His 8.6-yard average is tied for the third highest ever in a single game for the Patriots among running backs with at least 15 rushing attempts.

HIGHEST RUSHING AVERAGE/SINGLE GAME

(Minimum 15 Attempts)

Curtis Martin	9.6 (17-164 vs. Washington, Oct. 13, 1996)
Tony Collins	9.2 (23-212 vs. N.Y. Jets, Sept. 18, 1983)
Brandon Bolden	**8.6 (16-137 at Buffalo, Sept. 30, 2012)**
Sammy Morris	8.6 (16-138 vs. Denver, Oct. 20, 2008)
Jim Nance	8.6 (17-146 at Houston, Dec. 11, 1966)
Stevan Ridley	8.5 (15-127 at St. Louis, Oct. 28, 2012)

2017 (16/0, 3/0)

- Played in all 16 regular-season games as a reserve, contributing mainly on special teams. Totaled 13 rushing attempts for 67 yards (5.2 avg.) and caught one pass for 7 yards. Tied for second on the team with a career-high eight special teams tackles.
- Appeared in all three postseason contests as a reserve and registered four rushing attempts for 27 yards (6.8 avg.) and his first career playoff touchdown.
- Contributed on special teams, tying for the team-lead in special teams tackles with two in the victory vs. Houston (9/24).
- Saw limited snaps on offense but carried the ball four times for 27 yards, including his first-career postseason touchdown on a 2-yard run in the third quarter of the Divisional Playoff win vs. Tennessee (1/13). Also contributed on special teams units.

2016 (14/0, 2/0)

- Played in 14 regular-season games, mainly on special teams, and totaled four tackles and one forced fumble on special teams. Rushed once for 4 yards and caught two passes for 15 yards on offense.
- Appeared as a reserve in all three playoff games and made one tackle on special teams and assisted on another.
- Was inactive due to injury at Cleveland (10/9) and vs. Cincinnati (10/16).

SINGLE-GAME CAREER HIGHS

REGULAR SEASON:

Rushing Attempts:	16	at Buffalo (9/30/12)
Rushing Yards:	137	at Buffalo (9/30/12)
Rushing TDs:	2	vs. New England (12/9/18)
Long:	54t	vs. New England (12/9/18)
Receptions:	6	at Cincinnati (10/6/13)
Receiving Yards:	84	at Denver (11/29/15)
Receiving TDs:	1	Four Times. Most Recent: at Washington (10/6/19)
Long:	63t	at Denver (11/29/15)

HONORS & AWARDS

2012: FedEx Ground Player of the Week (Wk. 4)

- Played mostly on special teams and rushed one time for 4 yards in the win at Arizona (9/11).
- Forced a fumble on a first quarter kickoff that was recovered by Duron Harmon at the 22-yard line, marking his third career forced fumble on a kickoff. The forced fumble helped set up a touchdown run by Jacoby Brissett in the win vs. Houston (9/22).
- Saw time on special teams and at running back where he caught two passes for 15 yards vs. Buffalo (10/2).
- Recorded one special teams tackle in the Super Bowl LI win vs. Atlanta (2/5) that pinned the Falcons at their own 11-yard line with 57 seconds left in regulation.

2015 (15/2, 2/1)

- Played in 15 regular-season games with two starts, posting 63 rushing attempts for 207 yards (3.3 avg.) and compiling 19 receptions for 180 yards (9.5 avg.) and the first two receiving touchdowns of his career.
- Also contributed as a core member of the special teams units, where he made one tackle.
- Appeared in both playoff games with one start and rushed for 12 yards on five carries (2.4 avg.). Also caught three passes for 26 yards (8.7 avg.).
- Was inactive for one game due to injury vs. N.Y. Jets (10/25).
- Contributed on special teams in the win at Indianapolis (10/18). Assisted in the tackle on a Colts fake punt attempt, earning credit for his first career defensive tackle.
- Saw increased playing time after an injury to Dion Lewis in the third quarter vs. Washington (11/8). Rushed once for 12 yards and caught three passes for 27 yards, including an 18-yard score that marked the first touchdown reception of his career.
- Rushed four times for 11 yards and caught four passes for 84 yards at Denver (11/29), including a 63-yard touchdown in the fourth quarter that marks the longest reception of his career.
- Rushed 16 times for 51 yards at Houston (12/13) after an injury to LeGarrette Blount in the second quarter increased his workload.
- Made his first start of the season at running back in the win vs. Tennessee (12/20), rushing 10 times for 35 yards and catching two passes for 18 yards.
- Made his second career postseason start at running back and made two special teams tackles in the playoff victory vs. Kansas City (1/16).

DANGEROUS DUO

Bolden (137) and former Patriots RB Stevan Ridley (106) both rushed for over 100 yards in a 2012 game at Buffalo (9/30). It was the first time the Patriots had two 100-yard rushers in the same game since Nov. 23, 1980, at Baltimore Colts, when Don Calhoun (106) and Vagas Ferguson (100) each rushed for 100 yards.

SPECIAL TEAMS ASSASSIN

Bolden has been a heavy special teams contributor throughout his eight-year career. Entering the 2020 season, he has blocked three punts, with the ensuing possessions resulting in two touchdowns and a field goal.

BRANDON BOLDEN CAREER BLOCKED PUNTS

TEAM	*DATE*	*OPPONENT*	*RESULT*
New England	12/7/14	at San Diego	Touchdown
Miami	11/11/18	at Green Bay	Field Goal
New England	10/10/19	vs. N.Y. Giants	TD Recovery

2014 (16/2, 3/1)

- Played in all 16 regular-season games with two starts and rushed 28 times for 89 yards (3.2 avg.) and one touchdown. Also caught two passes for 8 yards (4.0 avg.).
- Was a strong contributor on special teams, compiling six tackles, one blocked punt and one forced fumble on a kickoff - both leading to Patriots touchdowns.
- Appeared in all three playoff games with one start and rushed three times for 7 yards. Also caught one pass for 11 yards and made one special teams tackle.
- Played on special teams and was a reserve at running back in the win vs. Cincinnati (10/5), finishing with one rush for 3 yards and two special teams tackles. Forced a fumble on a kickoff that Kyle Arrington returned 9 yards for a touchdown.
- Made his first start of the season and the third start of his career at Green Bay (11/30), finishing with three carries for 17 yards and scoring on a 6-yard touchdown run.
- Blocked his first NFL punt in the win at San Diego (12/7) that led to a Patriots touchdown. It was the Patriots first blocked punt since 2010.
- Made his first career postseason start in the AFC Divisional win vs. Baltimore (1/10), carrying three times for seven yards, catching one pass for 11 yards and posting one special teams tackle.

2013 (12/2, 2/0)

- Played in 12 regular-season games with two starts and compiled 271 yards on 55 carries and three touchdowns. Also caught 21 passes for 152 yards.
- Appeared as a reserve in both playoff games.
- Was inactive for four games - the first two contests of the year and at Carolina (11/18) due to injury and was a healthy scratch vs. Cleveland (12/8).
- Made his season debut and first career start vs. Tampa Bay (9/22) and compiled 100 total yards on offense. Rushed three times for 51 yards, including a career-long 46-yard gain and caught five passes for 49 yards.
- Started and rushed eight times for 36 yards at N.Y. Jets (10/20) and his first touchdown of the season. Also caught one pass for 7 yards.
- Compiled 22 yards on eight rushes and a third-quarter touchdown vs. Miami (10/27). Also caught two passes for 7 yards.
- Led the team with 13 rushes for 58 yards and recorded a touchdown vs. Denver (11/24). Also caught one pass for 11 yards.

2012 (10/0, 2/0)

- Played in 10 regular-season games and missed four games due to an NFL suspension. Finished with 56 carries for 274 yards (4.9 avg.) and two touchdowns.
- Appeared as a reserve in both playoff contests.
- Was inactive due to injury at St. Louis (10/28) and vs. NY Jets (10/21).
- Compiled 137 yards on 16 carries (8.6 avg.) and a touchdown for the first 100-yard rushing game of his career at Buffalo (9/30). Bolden and Stevan Ridley (106 yards) became the first Patriots running back duo to eclipse 100 yards rushing in the same game since Nov. 23, 1980, at the Baltimore Colts, when Don Calhoun (106) and Vagas Ferguson (100) each went over 100 yards rushing. Also caught one pass for 11 yards. Earned FedEx NFL Ground Player of the Week for his efforts. His 8.6 yard-per-carry average is tied for the third-highest ever in a single game for the Patriots among running backs with at least 15 rushing attempts.
- Gained 54 yards on 14 carries (3.9 avg) vs. Denver (10/7) as part of a rushing attack that eclipsed 200 yards in back-to-back games for the first time since 1978.
- Rushed for 4 yards on two carries (2.0 avg.) including his first NFL touchdown at Baltimore (9/23).
- Made his NFL debut and rushed for 11 yards on five carries (2.2 avg.) in the season-opening win at Tennessee (9/9).

COLLEGE

- Finished career at Mississippi ranked second in school history in total touchdowns (33) and rushing touchdowns (27), third in all-purpose yards (3,681) and fourth in rushing yards (2,604).
- Played in 10 games with four starts as a senior in 2011, totaling 96 carries for 462 yards (4.8 avg.) and four touchdowns while serving as team captain.
- Earned Associated Press All-SEC Honorable Mention honors as a junior after playing in all 12 games with 11 starts and tying the school's single-season record for total touchdowns (17) and rushing touchdowns (14) and finishing fifth in the SEC in rushing (81.3 ypg).
- Appeared in all 13 games with eight starts as a sophomore, registering 129 carries for 614 yards (4.8 avg.) and four touchdowns and 20 receptions for 209 yards (10.5 avg.) and one touchdown.
- Played in all 13 games as a freshman, amassing 542 rushing yards, five rushing touchdowns and one receiving touchdown.

PERSONAL

- Bolden's grandfather, Frank Pitts, played 10 years in the NFL, as a receiver for the Chiefs, Browns and Raiders. He was with Kansas City for two Super Bowls, losing Super Bowl I and winning Super Bowl IV.
- Brandon and his wife, Arianna, have a son, Brycen and two daughters, Axelle and Aviana.

BRANDON BOLDEN **STATISTICS**

POS: RB HT: 5-11 WT: 220 LBS YEAR: 9TH ACQ: UFA (MIA)-19 COLLEGE: MISSISSIPPI BORN: 1/26/90

REGULAR SEASON OFFENSIVE STATISTICS

			RUSHING					*RECEIVING*					*KICK RETURNS*				
Year	*Team*	*G/S*	*NO*	*YDS*	*AVG*	*LG*	*TD*	*NO*	*YDS*	*AVG*	*LG*	*TD*	*NO*	*YDS*	*AVG*	*LG*	*TD*
2012	Patriots	10/0	56	274	4.9	27	2	2	11	5.5	11	0	0	0	0.0	0	0
2013	Patriots	12/2	55	271	4.9	46	3	21	152	7.2	18	0	0	0	0.0	0	0
2014	Patriots	16/2	28	89	3.2	17	1	2	8	4.0	4	0	0	0	0.0	0	0
2015	Patriots	15/2	63	207	3.3	14	0	19	180	9.5	63t	2	0	0	0.0	0	0
2016	Patriots	14/0	1	4	4.0	4	0	2	15	7.5	13	0	0	0	0.0	0	0
2017	Patriots	16/0	13	67	5.2	20	0	1	7	7.0	7	0	0	0	0.0	0	0
2018	Dolphins	16/0	8	91	11.4	54t	2	3	13	4.3	9	1	0	0	0.0	0	0
2019	Patriots	15/2	15	68	4.5	21	3	9	111	12.3	29	1	23	515	22.4	38	0
2020	Patriots	0/0			Reserve/Opt-Out												
Totals – 8 Years		**114/8**	**239**	**1,071**	**4.5**	**54t**	**11**	**59**	**497**	**8.4**	**63t**	**4**	**23**	**515**	**22.4**	**38**	**0**

Additional Statistics: 1 Defensive Tackle (at IND 11/18/15); Special Teams Tackles (42): 2012 (6), 2013 (3), 2014 (6), 2015 (1), 2016 (4), 2017 (8), 2018 (6), 2019 (8); 4 Forced Fumbles on a Kickoff (vs. CIN 10/5/14), (at NYG 1/16/15), (vs. HOU 9/23/16), (at PHI 11/17/19); 3 Blocked Punts (at SD 12/7/14), (at GB 11/11/18), (vs. NYG 10/10/19); 1 Forced Fumble (at NYG 11/15/15).

POSTSEASON OFFENSIVE STATISTICS

			RUSHING					*RECEIVING*					*KICK RETURNS*				
Year	*Team*	*G/S*	*NO*	*YDS*	*AVG*	*LG*	*TD*	*NO*	*YDS*	*AVG*	*LG*	*TD*	*NO*	*YDS*	*AVG*	*LG*	*TD*
2012	Patriots	2/0	0	0	0.0	0	0	0	0	0.0	0	0	0	0	0.0	0	0
2013	Patriots	2/0	0	0	0.0	0	0	0	0	0.0	0	0	0	0	0.0	0	0
2014	Patriots	3/1	3	7	2.3	4	0	1	11	11.0	11	0	0	0	0.0	0	0
2015	Patriots	2/1	5	12	2.4	4	0	3	26	8.7	20	0	0	0	0.0	0	0
2016	Patriots	3/0	0	0	0.0	0	0	0	0	0.0	0	0	0	0	0.0	0	0
2017	Patriots	3/0	4	27	6.8	20	1	0	0	0.0	0	0	0	0	0.0	0	0
2019	Patriots	1/0	0	0	0.0	0	0	0	0	0.0	0	0	0	0	0.0	0	0
Totals – 7 Years		**16/2**	**12**	**46**	**3.8**	**20**	**1**	**4**	**37**	**9.3**	**20**	**0**	**0**	**0**	**0.0**	**0**	**0**

Additional Statistics: Special Teams Tackles (6): 2014 (1), 2015 (2), 2016 (2).

BOLDEN'S CAREER **GAME-BY-GAME**

				RUSHING						*RECEIVING*			
2012	*OPPONENT*	*P/S*	*NO*	*YDS*	*AVG*	*LG*	*TD*	*NO*	*YDS*	*AVG*	*LG*	*TD*
09/09	at Tennessee	p	5	11	2.2	9	0	-	-	-	-	-
09/16	Arizona	p	-	-	-	-	-	-	-	-	-	-
09/23	at Baltimore	p	2	4	2.0	2t	1	-	-	-	-	-
09/30	at Buffalo	p	16	137	8.6	27	1	1	11	11.0	11	0
10/07	Denver	p	14	54	3.9	24	0	1	0	0.0	0	0
10/14	at Seattle	p	6	28	4.7	13	0	-	-	-	-	-
10/21	N.Y. Jets				Inactive							
10/28	at St. Louis				Inactive							
11/11	Buffalo				Did Not Play							
11/18	Indianapolis				Did Not Play							
11/22	at N.Y. Jets				Did Not Play							
12/02	at Miami				Did Not Play							
12/10	Houston	p	2	11	5.5	6	0	-	-	-	-	-
12/16	San Francisco	p	-	-	-	-	-	-	-	-	-	-
12/23	at Jacksonville	p	5	3	0.6	4	0	-	-	-	-	-
12/30	Miami	p	6	26	4.3	24	0	-	-	-	-	-
2012 Totals		**10/0**	**56**	**274**	**4.9**	**27**	**2**	**2**	**11**	**5.5**	**11**	**0**
01/13	Houston	p	-	-	-	-	-	-	-	-	-	-
01/20	Baltimore	p	-	-	-	-	-	-	-	-	-	-
2012 Postseason		**2/0**	**0**	**0**	**0.0**	**0**	**0**	**0**	**0**	**0.0**	**0**	**0**

				RUSHING						*RECEIVING*			
2013	*OPPONENT*	*P/S*	*NO*	*YDS*	*AVG*	*LG*	*TD*	*NO*	*YDS*	*AVG*	*LG*	*TD*
09/08	at Buffalo				Inactive							
09/12	N.Y. Jets				Inactive							
09/22	Tampa Bay	S	3	51	17.0	46	0	5	49	9.8	17	0
09/29	at Atlanta	p	6	17	2.8	8	0	1	-5	-5.0	-5	0
10/06	at Cincinnati	p	5	24	4.8	12	0	6	40	6.7	14	0
10/13	New Orleans	p	5	19	3.8	12	0	2	9	4.5	5	0
10/20	at N.Y. Jets	S	8	36	4.5	9	1	1	7	7.0	7	0
10/27	Miami	p	8	22	2.8	8	1	2	7	3.5	5	0
11/03	Pittsburgh	p	3	36	12.0	14	0	-	-	-	-	-
11/18	at Carolina	p			Inactive							
11/24	Denver	p	13	58	4.5	33	1	1	11	11.0	11	0
12/01	at Houston	p	3	2	0.7	1	0	1	18	18.0	18	0
12/08	Cleveland				Inactive							
12/15	at Miami	p	-	-	-	-	-	-	-	-	-	-
12/22	at Baltimore	p	1	6	6.0	6	0	2	16	8.0	12	0
12/29	Buffalo	p	-	-	-	-	-	-	-	-	-	-
2013 Totals		**12/2**	**55**	**271**	**4.9**	**46**	**3**	**21**	**152**	**7.2**	**18**	**0**
01/11	Indianapolis	p	-	-	-	-	-	-	-	-	-	-
01/19	at Denver	p	-	-	-	-	-	-	-	-	-	-
2013 Postseason		**2/0**	**0**	**0**	**0.0**	**0**	**0**	**0**	**0**	**0.0**	**0**	**0**

BOLDEN'S CAREER **GAME-BY-GAME** (CONT.)

				RUSHING						RECEIVING				
2014		**OPPONENT**	**P/S**	**NO**	**YDS**	**AVG**	**LG**	**TD**	**NO**	**YDS**	**AVG**	**LG**	**TD**
09/07	at	Miami	p	2	8	4.0	7	0	1	4	4.0	4	0
09/14	at	Minnesota	p	4	0	0.0	2	0	-	-	-	-	-
09/21		Oakland	p	2	4	2.0	3	0	-	-	-	-	-
09/29	at	Kansas City	p	-	-	-	-	-	-	-	-	-	-
10/05		Cincinnati	p	1	3	3.0	3	0	-	-	-	-	-
10/12	at	Buffalo	p	6	10	1.7	8	0	-	-	-	-	-
10/16		N.Y. Jets	p	-	-	-	-	-	1	4	4.0	4	0
10/26		Chicago	p	-	-	-	-	-	-	-	-	-	-
11/02		Denver	p	-	-	-	-	-	-	-	-	-	-
11/16	at	Indianapolis	p	-	-	-	-	-	-	-	-	-	-
11/23		Detroit	p	-	-	-	-	-	-	-	-	-	-
11/30	at	Green Bay	S	3	17	5.7	12	1	-	-	-	-	-
12/07	at	San Diego	p	-	-	-	-	-	-	-	-	-	-
12/14		Miami	p	-	-	-	-	-	-	-	-	-	-
12/21	at	N.Y. Jets	p	5	32	6.4	17	0	-	-	-	-	-
12/28		Buffalo	S	5	15	3.0	7	0	-	-	-	-	-
2014 Totals			**16/2**	**28**	**89**	**3.2**	**17**	**1**	**2**	**8**	**4.0**	**4**	**0**
01/10		Baltimore	S	3	7	2.3	4	0	1	11	11.0	11	0
01/18		Indianapolis	p	-	-	-	-	-	-	-	-	-	-
02/01		Seattle	p	-	-	-	-	-	-	-	-	-	-
2014 Postseason			**3/1**	**3**	**7**	**2.3**	**4**	**0**	**1**	**11**	**11.0**	**11**	**0**

				RUSHING						RECEIVING				
2015		**OPPONENT**	**P/S**	**NO**	**YDS**	**AVG**	**LG**	**TD**	**NO**	**YDS**	**AVG**	**LG**	**TD**
09/10		Pittsburgh	p	5	1	0.2	3	0	1	12	12.0	12	0
09/20	at	Buffalo	p	1	1	1.0	1	0	1	2	2.0	2	0
09/27		Jacksonville	p	-	-	-	-	-	-	-	-	-	-
10/11	at	Dallas	p	-	-	-	-	-	-	-	-	-	-
10/18	at	Indianapolis	p	-	-	-	-	-	-	-	-	-	-
10/25		N.Y. Jets				Inactive							
10/29		Miami	p	-	-	-	-	-	-	-	-	-	-
11/08		Washington	p	1	12	12.0	12	0	3	27	9.0	18t	1
11/15	at	N.Y. Giants	p	1	-3	-3.0	-3	0	-	-	-	-	-
11/23		Buffalo	p	4	15	3.8	7	0	-	-	-	-	-
11/29	at	Denver	p	4	11	2.8	9	0	4	84	21.0	63t	1
12/06		Philadelphia	p	3	22	7.3	14	0	1	2	2.0	2	0
12/13	at	Houston	p	16	51	3.2	12	0	-	-	-	-	-
12/20		Tennessee	S	10	36	3.6	10	0	2	18	9.0	12	0
12/27	at	N.Y. Jets	S	9	30	3.3	13	0	5	30	6.0	14	0
01/03	at	Miami	p	9	31	3.4	10	0	2	5	2.5	6	0
2015 Totals			**15/2**	**63**	**207**	**3.3**	**14**	**0**	**19**	**180**	**9.5**	**63t**	**2**
01/16		Kansas City	S	-	-	-	-	-	1	-3	-3.-	-3	0
01/24	at	Denver	p	5	12	2.4	4	0	2	29	14.5	20	0
2015 Postseason			**2/1**	**5**	**12**	**2.4**	**4**	**0**	**3**	**26**	**8.7**	**20**	**0**

				RUSHING						RECEIVING				
2016		**OPPONENT**	**P/S**	**NO**	**YDS**	**AVG**	**LG**	**TD**	**NO**	**YDS**	**AVG**	**LG**	**TD**
09/11	at	Arizona	p	1	4	4.0	4	0	-	-	-	-	-
09/18		Miami	p	-	-	-	-	-	-	-	-	-	-
09/22		Houston	p	-	-	-	-	-	-	-	-	-	-
10/02		Buffalo	p	-	-	-	-	-	2	15	7.5	13	0
10/09	at	Cleveland				Inactive							
10/16		Cincinnati				Inactive							
10/23	at	Pittsburgh	p	-	-	-	-	-	-	-	-	-	-
10/30	at	Buffalo	p	-	-	-	-	-	-	-	-	-	-
11/13		Seattle	p	-	-	-	-	-	-	-	-	-	-
11/20	at	San Francisco	p	-	-	-	-	-	-	-	-	-	-
11/27	at	N.Y. Jets	p	-	-	-	-	-	-	-	-	-	-
12/04		L.A. Rams	p	-	-	-	-	-	-	-	-	-	-
12/12		Baltimore	p	-	-	-	-	-	-	-	-	-	-
12/18	at	Denver	p	-	-	-	-	-	-	-	-	-	-
12/24		N.Y. Jets	p	-	-	-	-	-	-	-	-	-	-
01/01	at	Miami	p	-	-	-	-	-	-	-	-	-	-
2016 Totals			**14/0**	**1**	**4**	**4.0**	**4**	**0**	**2**	**15**	**7.5**	**13**	**0**
01/14		Houston	p	-	-	-	-	-	-	-	-	-	-
01/22		Pittsburgh	p	-	-	-	-	-	-	-	-	-	-
02/05		Atlanta	p	-	-	-	-	-	-	-	-	-	-
2016 Postseason			**3/0**	**0**	**0**	**0.0**	**0**	**0**	**0**	**0**	**0.0**	**0**	**0**

				RUSHING						RECEIVING				
2017		**OPPONENT**	**P/S**	**NO**	**YDS**	**AVG**	**LG**	**TD**	**NO**	**YDS**	**AVG**	**LG**	**TD**
09/07		Kansas City	p	-	-	-	-	-	-	-	-	-	-
09/17	at	New Orleans	p	-	-	-	-	-	-	-	-	-	-
09/24		Houston	p	-	-	-	-	-	-	-	-	-	-
10/01		Carolina	p	-	-	-	-	-	-	-	-	-	-
10/05	at	Tampa Bay	p	-	-	-	-	-	-	-	-	-	-
10/15	at	N.Y. Jets	p	-	-	-	-	-	-	-	-	-	-
10/22		Atlanta	p	-	-	-	-	-	-	-	-	-	-
10/29		L.A. Chargers	p	-	-	-	-	-	-	-	-	-	-
11/12	at	Denver	p	2	1	0.5	2	0	-	-	-	-	-
11/19	at	Oakland	p	-	-	-	-	-	-	-	-	-	-
11/26		Miami	p	-	-	-	-	-	-	-	-	-	-
12/03	at	Buffalo	p	-	-	-	-	-	-	-	-	-	-
12/11	at	Miami	p	-	-	-	-	-	-	-	-	-	-
12/17	at	Pittsburgh	p	-	-	-	-	-	-	-	-	-	-
12/24		Buffalo	p	2	20	10.0	12	0	-	-	-	-	-
12/31		N.Y. Jets	p	9	46	5.1	20	0	1	7	7.0	7	0
2017 Totals			**16/0**	**13**	**67**	**5.2**	**20**	**0**	**1**	**7**	**7.0**	**7**	**0**
01/13		Tennessee	p	4	27	6.8	20	1	-	-	-	-	-
01/21		Jacksonville	p	-	-	-	-	-	-	-	-	-	-
02/04		Philadelphia	p	-	-	-	-	-	-	-	-	-	-
2017 Postseason			**3/0**	**4**	**27**	**6.8**	**20**	**1**	**0**	**0**	**0.0**	**0**	**0**

				RUSHING						RECEIVING				
2018		**OPPONENT**	**P/S**	**NO**	**YDS**	**AVG**	**LG**	**TD**	**NO**	**YDS**	**AVG**	**LG**	**TD**
09/09		Tennessee	p	-	-	-	-	-	-	-	-	-	-
09/16	at	N.Y. Jets	p	-	-	-	-	-	-	-	-	-	-
09/23		Oakland	p	-	-	-	-	-	-	-	-	-	-
09/30	at	New England	p	-	-	-	-	-	-	-	-	-	-
10/07	at	Cincinnati	p	-	-	-	-	-	-	-	-	-	-
10/14		Chicago	p	-	-	-	-	-	-	-	-	-	-
10/21		Detroit	p	-	-	-	-	-	-	-	-	-	-
10/25	at	Houston	p	-	-	-	-	-	-	-	-	-	-
11/04		N.Y. Jets	p	-	-	-	-	-	-	-	-	-	-
11/11	at	Green Bay	p	-	-	-	-	-	-	-	-	-	-
11/25	at	Indianapolis	p	-	-	-	-	-	-	-	-	-	-
12/02		Buffalo	p	1	10	10.0	10	0	-	-	-	-	-
12/09		New England	p	2	60	30.0	54t	2	1	0	0.0	0	0
12/16	at	Minnesota	p	1	12	12.0	12	0	-	-	-	-	-
12/23		Jacksonville	p	4	9	2.3	7	0	1	4	4.0	4t	1
12/30	at	Buffalo	p	-	-	-	-	-	1	9	9.0	9	-
2018 Totals			**16/0**	**8**	**91**	**11.4**	**54t**	**2**	**3**	**13**	**4.3**	**9**	**1**

				RUSHING						RECEIVING				
2019		**OPPONENT**	**P/S**	**NO**	**YDS**	**AVG**	**LG**	**TD**	**NO**	**YDS**	**AVG**	**LG**	**TD**
09/08		Pittsburgh	p	1	7	7.0	7	0	-	-	-	-	-
09/15	at	Miami				Inactive							
09/22		N.Y. Jets	S	2	-2	-1.0	3	0	2	21	10.5	11	0
09/29	at	Buffalo	p	1	4	4.0	4t	1	-	-	-	-	-
10/06	at	Washington	p	5	13	2.6	5	0	1	29	29.0	29t	1
10/10		N.Y. Giants	p	3	23	7.7	21	1	2	22	11.0	16	0
10/21	at	N.Y. Jets	p	1	2	2.0	2	0	4	39	9.8	28	0
10/27		Cleveland	p	-	-	-	-	-	-	-	-	-	-
11/03	at	Baltimore	p	-	-	-	-	-	-	-	-	-	-
11/17	at	Philadelphia	S	-	-	-	-	-	-	-	-	-	-
11/24		Dallas	p	1	11	11.0	11	0	-	-	-	-	-
12/01	at	Houston	p	-	-	-	-	-	-	-	-	-	-
12/08		Kansas City	p	1	10	10.0	10t	1	-	-	-	-	-
12/15	at	Cincinnati	p	-	-	-	-	-	-	-	-	-	-
12/21		Buffalo	p	-	-	-	-	-	-	-	-	-	-
12/29		Miami	p	-	-	-	-	-	-	-	-	-	-
2019 Totals			**15/2**	**15**	**68**	**4.5**	**21**	**3**	**9**	**111**	**12.3**	**29t**	**1**
01/04		Tennessee	p	-	-	-	-	-	-	-	-	-	-
2019 Postseason			**1/0**	**0**	**0**	**0.0**	**0**	**0**	**0**	**0**	**0.0**	**0**	**0**

TERRENCE **BROOKS**

25 | DEFENSIVE BACK

HT: 5-11 | **WT:** 205 | **Born:** 3/2/1992 | **Exp. (NFL/Patriots):** 7/2
GP/GS (Playoffs): 81/1 (1/0) | **Acq:** UFA (NYJ)-19
College: Florida State | **Hometown:** Dunnellon, Fla.

CAREER TRANSACTIONS

Terrence Brooks was signed by the New England Patriots as an unrestricted free agent from N.Y. Jets on March 15, 2019 … Originally drafted by Baltimore in the third round (79th overall) of the 2014 NFL Draft … Released by Baltimore (9/3/16) … Claimed off waivers and awarded to Philadelphia (9/4/16) … Traded by Philadelphia to N.Y. Jets in exchange for CB Dexter McDougle (8/27/17) … Re-signed by N.Y. Jets (3/18/18) as an unrestricted free agent.

SEASONAL REVIEWS

2020 (1/0)

- Played as a reserve in the season-opening win over Miami and posted five tackles on defense.

2019 (15/0, 1/0)

- Played in 15 regular-season games as a reserve and tallied 22 tackles, one interception, three passes defensed as part of a defense that finished No. 1 in the NFL in total defense (275.9 yards per game) and scoring (14.1 points allowed per game). Also a key special teams contributor, finishing the season with two tackles.
- Appeared in his first career playoff game, totaling one tackle in the AFC Wild Card loss vs. Tennessee (1/4).
- Was inactive due to injury in the loss vs. Miami (12/29).
- Recorded his first interception of the season and added one tackle, one quarterback hit and a pass defense in the win at N.Y. Jets (10/21).
- Substituted as a key reserve on defense and led the team with seven tackles in the win at Philadelphia (11/17). Also recorded two quarterback hits and two passes defensed while contributing on special teams.

2018 (16/0 – N.Y. JETS)

- Appeared in all 16 games as a reserve, playing primarily on special teams. Posted four tackles on defense, recovered one fumble and defensed one pass. Also had six special teams tackles.

2017 (15/1 – N.Y. JETS)

- Went to training camp with Philadelphia and was traded to N.Y. Jets prior to the start of the regular season.
- Appeared in 15 regular-season games with one start and finished with seven tackles, two interceptions and three passes defensed. Also contributed heavily on special teams with six tackles.
- Earned AFC Defensive Player of the Week honors following his Week 3 performance vs. Miami (9/24), where he logged two interceptions, three passes defensed and made one tackle.

HONORS & AWARDS

2017: AFC Defensive Player of the Week (Wk. 3)

VIDEO FEATURE

- Terrence Brooks explores his passion for photography in this feature.

2016 (11/0 – PHILADELPHIA)

- Went to training camp with Baltimore and was released prior to the start of the regular season. Was claimed by and awarded to the Eagles on Sept. 4.
- Played in 11 games as a reserve and had one interception on defense, one pass defensed and made five special teams tackles. Played mainly on special teams, logging five tackles.
- Was inactive for five contests.
- Tallied his first career interception he returned for six yards vs. N.Y. Giants (12/22).

2015 (12/0 – BALTIMORE)

- Played in 12 games as a reserve, appearing mostly on special teams. Made seven tackles and one pass defensed. Also posted one special teams tackle.
- Was inactive for four contests.

2014 (11/0, 0/0 – BALTIMORE)

- Appeared in 11 games as a rookie and posted a career-high 19 tackles on defense. Also had two passes defensed and one fumble recovery.
- Was placed on injured reserve on Dec. 17 and missed the final two regular-season games and both postseason contests.
- Recorded a single-game career-high six tackles vs. Atlanta (10/19).

COLLEGE

- Played in 48 games with 27 starts at Florida State, helping lead the Seminoles to the 2013 BCS National Championship title as a senior.
- Finished his career with 127 tackles, one sack, 15 passes defensed, five interceptions, three forced fumbles and one fumble recovery.
- Started all 13 games as a senior and posted 56 tackles and two interceptions en route to earning first-team All-American honors as part of a Florida State pass defense that ranked No. 1 in the nation.

PERSONAL

- Majored in sociology and psychology at Florida State.

TERRENCE BROOKS **STATISTICS**

POS: DB HT: 5-11 WT: 205 LBS YEAR: 7TH ACQ: UFA (NYJ)-19 COLLEGE: FLORIDA STATE BORN: 3/2/92

REGULAR SEASON DEFENSIVE STATISTICS

			TACKLES						INTERCEPTIONS					MISCELLANEOUS				
Year	*Team*	*G/S*	*TT*	*UT*	*A*	*S*	*YDS*	*NO*	*YDS*	*AVG*	*LG*	*TD*	*PD*	*FF*	*FR*	*YDS*	*TD*	*SPT*
2014	Ravens	11/0	19	16	3	0.0	0.0	0	0	0.0	0	0	2	0	1	0	0	0
2015	Ravens	12/0	7	6	1	0.0	0.0	0	0	0.0	0	0	1	0	0	0	0	1
2016	Eagles	11/0	0	0	0	0.0	0.0	1	6	6.0	6	0	1	2	0	0	0	5
2017	Jets	15/1	7	5	2	0.0	0.0	2	13	6.5	13	0	3	0	0	0	0	7
2018	Jets	16/0	4	4	0	0.0	0.0	0	0	0.0	0	0	1	0	1	0	0	6
2019	Patriots	15/0	22	15	7	0.0	0.0	1	0	0.0	0	0	3	0	0	0	0	2
2020	Patriots	1/0	5	3	2	0.0	0.0	0	0	0.0	0	0	0	0	0	0	0	0
Totals – 7 Years		**81/1**	**64**	**49**	**15**	**0.0**	**0.0**	**4**	**19**	**6.3**	**13**	**0**	**11**	**2**	**2**	**0**	**0**	**21**

POSTSEASON DEFENSIVE STATISTICS

			TACKLES						INTERCEPTIONS					MISCELLANEOUS				
Year	*Team*	*G/S*	*TT*	*UT*	*A*	*S*	*YDS*	*NO*	*YDS*	*AVG*	*LG*	*TD*	*PD*	*FF*	*FR*	*YDS*	*TD*	*SPT*
2014	Ravens				Injured Reserve													
2019	Patriots	1/0	1	1	0	0.0	0.0	0	0	0.0	0	0	0	0	0	0	0	0
Totals – 2 Years		**1/0**	**1**	**1**	**0**	**0.0**	**0.0**	**0**	**0**	**0.0**	**0**	**0**	**0**	**0**	**0**	**0**	**0**	**0**

REX **BURKHEAD**

34 | RUNNING BACK

HT: 5-10 | **WT:** 215 | **Born:** 7/2/1990 | **Exp. (NFL/Patriots):** 8/4
GP/GS (Playoffs): 74/9 (8/2) | **Acq:** UFA (CIN)-17
College: Nebraska | **Hometown:** Plano, Texas

SUPER BOWLS: 18

CAREER TRANSACTIONS

Rex Burkhead was re-signed by the New England Patriots as an unrestricted free agent on March 15, 2018 … Originally drafted by Cincinnati in the sixth round (190th overall) of the 2013 NFL Draft … Signed by New England as an unrestricted free agent from Cincinnati (3/14/17).

SEASONAL REVIEWS

2020 (1/0)

- Played as a reserve in the season-opening victory over Miami (9/13), rushing seven times for 32 yards.

2019 (13/1, 1/0)

- Played in 13 regular-season games with one start and posted 65 rushing attempts for 302 yards and three touchdowns and caught 27 passes for 279 yards. Also a key contributor on special teams, making five tackles.
- Totaled six offensive touches including three carries for four yards and three receptions for 32 yards in the AFC Wild Card loss vs. Tennessee (1/4). Also recorded a special teams tackle in the game.
- Was inactive in wins at Washington (10/6), vs. N.Y. Giants (10/10) and at N.Y. Jets (10/21) due to injury.
- Was a key contributor on offense with five rushes for 21 yards while adding two catches for 47 yards, including a career-long 32-yard reception in the fourth quarter of the win at Miami (9/15).
- Started at running back and contributed with 11 carries for 47 yards and a touchdown while also adding six receptions for 22 yards in the win vs. N.Y. Jets (9/22).
- Rushed five times for 14 yards and added two receptions for 34 yards in the win at Philadelphia (11/17). Recorded a game-long 30-yard reception on a screen pass that moved the Patriots into Eagles territory and set up WR Julian Edelman's game-winning touchdown pass to WR Phillip Dorsett II.
- Lined up at punt returner for the first time in his career vs. Dallas (11/24).
- Rushed six times for 53 yards including a career-long 33-yard touchdown in the fourth quarter in the win at Cincinnati (12/15). Also caught two passes for six yards in the win.
- Was a key contributor on offense with five rushes for 20

VIDEO FEATURE

- Take a trip with Rex to his hometown of Plano, Texas, in this "All Access" feature.
- Get to know Rex off the field in this episode of "Tilted."

yards and the game-winning touchdown in the fourth quarter of the win vs. Buffalo (12/21). Also caught four passes for a career-high 77 receiving yards in the game, including a 31-yard reception in the third quarter.

2018 (8/4, 3/1)

- Played in eight regular-season games with four starts and totaled 57 rushing attempts for 186 yards (3.3 avg.) and 14 receptions for 131 yards and one touchdown. Added two special teams tackles.
- Appeared in all three postseason contests with one start and posted 23 rushing attempts for 96 yards (4.2 avg) and three touchdowns and seven receptions for 45 yards. Also made one special teams tackle.
- Made the start at running back in the season-opening victory vs. Houston (9/9), finishing with a team-high 18 carries for 64 yards on the ground, while adding one reception for 5 yards.
- Suffered an injury at Detroit (9/23) and was placed on injured reserve on Sept. 26. Was activated back to the 53-man roster on Nov. 26.
- Started and rushed four times for 25 yards while adding three receptions for 18 yards at Pittsburgh (12/16). Also contributed on special teams with one tackle while also helping to down a punt at the 1-yard line with an acrobatic leap into the end zone to prevent a touchback in the second quarter.
- Scored his first touchdown of the season on his lone reception of the game as the result of an 18-yard touchdown strike from QB Tom Brady early in the second quarter of the win vs. the New York Jets (12/30). Also rushed five times for 14 yards and made one special teams tackle.
- Started at running back and contributed in limited offensive snaps in the AFC Divisional Playoff win vs. L.A. Chargers (1/13). Rushed four times for 12 yards, including a 6-yard touchdown run in the second quarter, and added one reception for 7 yards.
- Contributed in a reserve role out of the backfield, making four catches for 23 yards and rushing 12 times for 41 yards, including a go-ahead touchdown run late in the fourth quarter on a 4-yard run and the game-winning 2-yard touchdown rush in overtime of the AFC Championship victory at Kansas City (1/20).
- Rushed seven times for 43 yards, including a 26-yard run in the fourth quarter with under three minutes to play that helped put the Patriots in field goal range where they ultimately were able to gain a two-score advantage late in the Super Bowl LIII victory vs. the L.A. Rams (2/3). Also added two receptions for 15 yards.

2017 (10/3, 2/0)

- Appeared in 10 regular-season games with three starts and registered 64 rushing attempts for 264 yards (4.1 avg.) and five rushing touchdowns and caught 30 passes for 254 yards and three touchdowns. Also returned one kickoff for 17 yards, tallied four special teams tackles and blocked a punt.
- Played in two playoff games as a reserve and totaled four rushing attempts for 23 yards (5.8 avg.) and caught one pass for 46 yards.
- Was inactive for six regular-season contests and the AFC Divisional Playoff win vs. Tennessee (1/13) due to injury.
- Started at running back in the win at New Orleans (9/17) and caught three passes for 41 yards, including a 19-yard touchdown, while picking up 3 yards on two rushing attempts before leaving the game due to injury.
- Returned to action vs. Atlanta (10/22) after missing four games due to injury and rushed six times for 31 yards as part of a rushing attack that totaled a season-high 162 yards on the ground. Also caught one pass for 11 yards and contributed on special teams with two tackles.
- Led the team in receptions, catching all seven of his targets for 68 yards, while rushing four times for 15 yards and adding a tackle on special teams in the victory over L.A. Chargers (10/29). The seven receptions for 68 yards are both career highs.
- Appeared as a reserve in the win at Denver (11/12) and contributed with 10 rushing attempts for 36 yards and three receptions for 27 yards, including a 14-yard touchdown reception. Also contributed on special teams with the first blocked punt of his career that led to a Patriots field goal. It was the first blocked punt for the Patriots since 2014.
- Rushed 13 times for 50 yards and scored his first rushing touchdown as a Patriot on a 2-yard run in the first quarter, while also adding two catches for 3 yards, including a 1-yard touchdown reception in the second quarter of the win vs. Miami (11/26).
- Scored two touchdowns for the second straight week in the win at Buffalo (12/3), crossing the goal line with touchdown runs of 1 and 14 yards in the third quarter while also adding a career-long 31-yard run in the second quarter. Totaled 103 yards on offense with 78 yards on 12 carries and caught three passes for 25 yards. Also added one tackle on special teams and returned one kickoff for 17 yards.
- Started and scored a touchdown for the third straight game on a 3-yard run in the second quarter at Miami (12/11), finishing with five rushes for 8 yards and adding five catches for 45 yards.

EXTRA POINTS

- As a junior at the University of Nebraska, Rex formed a close bond with a 5-year old fan of his, Jack Hoffman, who had been diagnosed with brain cancer. During that 2011 season, Rex wore a wristband with the phrase "Team Jack," which helped bring pediatric brain cancer into the national spotlight. Burkhead hosted Hoffman for a lunch, provided a personal tour of Memorial Stadium and has since joined the board of directors of the "Team Jack Foundation," which has raised more than $8 million dollars to fight pediatric brain cancer since 2013. Rex hosted a fund raiser at his high school alma mater in 2019 that raised in excess of $100,000. In 2013, Jack Hoffman's touchdown run during Nebraska's spring football scrimmage went viral and earned him an ESPY award.
- Burkhead is named after 1980s University of Kentucky basketball star Rex Chapman. Rex was born in Kentucky and his father had played in high school against Chapman, who went on to a 13-year career in the NBA.

SINGLE-GAME CAREER HIGHS

REGULAR SEASON:

Rushing Attempts:	27	vs. Baltimore (1/1/17)
Rushing Yards:	119	vs. Baltimore (1/1/17)
Rushing TDs:	2	vs. Baltimore (1/1/17)
		at Buffalo (12/3/17)
Long:	33t	at Cincinnati (12/15/19)
Receptions:	7	vs. L.A. Chargers (10/29/17)
Receiving Yards:	77	vs. Buffalo (12/21/19)
Receiving TDs:	1	1 Five Times. Most Recent:
		vs. N.Y. Jets (12/30/18)
Long:	32	at Miami (9/15/19)

- Scored in his fourth straight game on a 1-yard run in the first quarter and finished with four carries for 12 yards and added one catch for 5 yards before exiting the game due to injury in the victory at Pittsburgh (12/17).
- Returned after missing three games due to injury but saw limited snaps on offense, rushing once for 5 yards in the AFC Championship victory vs. Jacksonville (1/21).
- Appeared in a reserve role at running back and rushed three times for 18 yards, while also adding a career-long reception on a 46-yard screen pass in Super Bowl LII vs. Philadelphia (2/4).

2016 (16/1 – CINCINNATI)

- Played in all 16 games with one start and accrued 74 rushing attempts for 344 yards (4.6 avg.) and two touchdowns. Also posted 17 receptions for 145 yards (8.5 avg.) and made 12 tackles on special teams.
- Made his first career regular-season start at running back in the regular-season finale vs. Baltimore (1/1) and had career highs with 27 rushing attempts for 119 yards and two touchdowns.

2015 (16/0, 1/0 – CINCINNATI)

- Played in all 16 regular-season games as a reserve and registered four rushing attempts for 4 yards (1.0 avg.) and 10 receptions for 94 yards (9.4 avg.) and one touchdown. Also posted 11 special teams tackles.
- Appeared as a reserve in the Wild Card game vs. Pittsburgh (1/9) and rushed once for 4 yards, caught one pass for 5 yards and made one special teams tackle.
- Had one reception for a career-long 27 yards vs. Kansas City (10/4).
- Tallied one reception for 5 yards and his first career regular-season touchdown vs. Pittsburgh (12/13).

2014 (9/0, 1/1 – CINCINNATI)

- Played in nine regular-season games as a reserve and registered nine rushing attempts for 27 yards (3.0 avg.) and a touchdown and seven receptions for 49 yards (7.0 avg.). Also made four special teams tackles.
- Was inactive for seven games.
- Made his first career start in the Wild Card Playoff at Indianapolis (1/4) and had one rushing attempt for 23 yards and three receptions for 34 yards (11.3 avg.).
- Tallied three rushing attempts for 14 yards and his first career touchdown in the win at Cleveland (12/14).

2013 (1/0, 0/0 – CINCINNATI)

- Played in one game as a rookie, seeing action on special teams at Baltimore (11/10). Did not accrue any statistics.
- Was inactive for 15 regular-season games and for the Wild Card Playoff vs. San Diego (1/5).

COLLEGE

- Played four seasons (2009-12) at Nebraska, with 44 games played and 22 starts, and amassed 3,329 career rushing yards and 30 touchdowns, including 14 games of 100 or more yards. Also scored five receiving touchdowns.
- Earned first-team All-Big Ten honors in 2011.
- Injury affected him for a number of games as a senior in 2012, but he recorded a 6.9-yard average on his 98 rushes and completed one of the most successful all-around careers in program history.

PERSONAL

- Attended Plano (Texas) High School, earning first-team Class 5A All-State Associated Press honors as a senior, when he rushed for 1,762 yards and 28 touchdowns and had 42 catches for 594 yards and five scores.
- Was named Ford Texas Class 5A Player of the Year in 2009 after rushing for 1,768 yards and 29 touchdowns as senior.
- Earned first-team all-district honors in basketball as a junior and senior and was part of the Class 5A state championship basketball team as a freshman.
- Earned repeated scholar-athlete awards throughout his career, including first-team CoSIDA Academic All-American in 2011 and '12, and recognition as one of 15 National Football Foundation Scholar Athletes in '12.
- Graduated from Nebraska in three and a half years with a history degree.
- Serves as a board member for Team Jack Foundation, a charity that funds research for pediatric brain cancer.
- Rex and wife, Danielle, have two sons, Jett and Steel.

REX BURKHEAD **STATISTICS**

POS: RB HT: 5-10 WT: 215 LBS YEAR: 8TH ACQ: UFA (CIN)-17 COLLEGE: NEBRASKA BORN: 7/2/90

REGULAR SEASON OFFENSIVE STATISTICS

			RUSHING					*RECEIVING*				
Year	*Team*	*G/S*	*NO*	*YDS*	*AVG*	*LG*	*TD*	*NO*	*YDS*	*AVG*	*LG*	*TD*
2013	Bengals	1/0	0	0	0.0	0	0	0	0	0.0	0	0
2014	Bengals	9/0	9	27	3.0	10t	1	7	49	7.0	15	0
2015	Bengals	16/0	4	4	1.0	2	0	10	94	9.4	27	1
2016	Bengals	16/1	74	344	4.6	17	2	17	145	8.5	18	0
2017	Patriots	10/3	64	264	4.1	31	5	30	254	8.5	23	3
2018	Patriots	8/4	57	186	3.3	12	0	14	131	9.4	25	1
2019	Patriots	13/1	65	302	4.7	33t	3	27	279	10.3	32	0
2020	Patriots	1/0	7	32	4.6	15	0	0	0	0.0	0	0
Totals – 8 Years		**74/9**	**280**	**1,159**	**4.1**	**33t**	**11**	**105**	**952**	**9.1**	**32**	**5**

Additional Statistics: Special Teams Tackles (38): 2014 (4); 2015 (11); 2016 (12); 2017 (4); 2018 (2); 2019 (5). 1 Blocked Punt at Denver (11/12/17); Kickoff Returns (7): 2 Kickoff Returns for 40 yards vs. Denver (9/25/16); 1 Kickoff Return for 23 yards at DAL (10/9/16); 1 Kickoff Return for 15 yards at NE (10/16/16); 2 Kickoff Returns for 36 yards vs. Buffalo (11/20/2016); 1 Kickoff Return for 17 yards at Buffalo (12/3/17); 1 Punt Return Fair Catch vs. DAL (11/26/19); 1 Onside Kick Recovery vs. Buffalo (12/21/19).

POSTSEASON OFFENSIVE STATISTICS

			RUSHING					*RECEIVING*				
Year	*Team*	*G/S*	*NO*	*YDS*	*AVG*	*LG*	*TD*	*NO*	*YDS*	*AVG*	*LG*	*TD*
2013	Bengals	0/0			Inactive							
2014	Bengals	1/1	1	23	23.0	23	0	3	34	11.3	26	0
2015	Bengals	1/0	1	4	4.0	4	0	1	5	5.0	5	0
2017	Patriots	2/0	4	23	5.8	9	0	1	46	46.0	46	0
2018	Patriots	3/1	23	96	4.2	26	3	7	45	6.4	8	0
2019	Patriots	1/0	3	4	1.3	4	0	3	32	10.7	12	0
Totals – 6 Years		**8/2**	**32**	**150**	**4.7**	**26**	**3**	**15**	**162**	**10.8**	**46**	**0**

Additional Statistics: Special Teams Tackles (3): 1 Special Teams Tackle vs. Pittsburgh (1/9/16); 1 Special Teams Tackle vs. L.A. Chargers (1/13/19); 1 Special Teams Tackle vs. Tennessee (1/4/2019).

BURKHEAD'S CAREER **GAME-BY-GAME**

				RUSHING					*RECEIVING*			
2013		*OPPONENT*	*P/S*	*NO*	*YDS*	*AVG*	*LG*	*TD*	*NO*	*YDS*	*AVG*	*LG*	*TD*
09/08	at	Chicago			Inactive								
09/15		Pittsburgh			Inactive								
09/22		Green Bay			Inactive								
09/29	at	Cleveland			Inactive								
10/06		New England			Inactive								
10/13	at	Buffalo			Inactive								
10/20	at	Detroit			Inactive								
10/27		N.Y. Jets			Inactive								
10/31	at	Miami			Inactive								
11/10	at	Baltimore	p	-	-	-	-	-	-	-	-	-	-
11/18		Cleveland			Inactive								
12/01	at	San Diego			Inactive								
12/08		Indianapolis			Inactive								
12/15	at	Pittsburgh			Inactive								
12/22		Minnesota			Inactive								
12/29		Baltimore			Inactive								
2013 Totals			**1/0**	**0**	**0**	**0.0**	**0**	**0**	**0**	**0**	**0.0**	**0**	**0**
01/05		San Diego			Inactive								-
2013 Postseason			**0/0**	**0**	**0**	**0.0**	**0**	**0**	**0**	**0**	**0.0**	**0**	**0**

				RUSHING					*RECEIVING*			
2014		*OPPONENT*	*P/S*	*NO*	*YDS*	*AVG*	*LG*	*TD*	*NO*	*YDS*	*AVG*	*LG*	*TD*
09/07	at	Baltimore			Inactive								
09/14		Atlanta			Inactive								
09/21		Tennessee			Inactive								
10/05	at	New England			Inactive								
10/12		Carolina	p	-	-	-	-	-	-	-	-	-	-
10/19	at	Indianapolis	p	-	-	-	-	-	-	-	-	-	-
10/26		Baltimore			Inactive								
11/02		Jacksonville	p	-	-	-	-	-	2	10	5.0	6	0
11/06		Cleveland	p	4	12	3.0	7	0	2	3	1.5	8	0
11/16	at	New Orleans	p	2	1	0.5	1	0	3	36	12.0	15	0
11/23	at	Houston			Inactive								
11/30	at	Tampa Bay			Inactive								
12/07		Pittsburgh	p	-	-	-	-	-	-	-	-	-	-
12/14	at	Cleveland	p	3	14	4.7	10t	1	-	-	-	-	-
12/22		Denver	p	-	-	-	-	-	-	-	-	-	-
12/28	at	Pittsburgh	p	-	-	-	-	-	-	-	-	-	-
2014 Totals			**9/0**	**9**	**27**	**3.0**	**10t**	**1**	**7**	**49**	**7.0**	**15**	**0**
01/04	at	Indianapolis	S	1	23	23.0	23	0	3	34	11.3	26	0
2014 Postseason			**1/1**	**1**	**23**	**23.0**	**23**	**0**	**3**	**34**	**11.3**	**26**	**0**

BURKHEAD'S CAREER **GAME-BY-GAME** (CONT.)

				RUSHING						RECEIVING				
2015		**OPPONENT**	**P/S**	**NO**	**YDS**	**AVG**	**LG**	**TD**	**NO**	**YDS**	**AVG**	**LG**	**TD**
09/13	at	Oakland	p	-	-	-	-	-	1	24	24.0	24	0
09/20		San Diego	p	-	-	-	-	-	1	8	8.0	8	0
09/27	at	Baltimore	p	-	-	-	-	-	-	-	-	-	-
10/04		Kansas City	p	-	-	-	-	-	1	27	27.0	27	0
10/11		Seattle	p	1	-2	-2.0	-2	0	-	-	-	-	-
10/18	at	Buffalo	p	-	-	-	-	-	-	-	-	-	-
11/01	at	Pittsburgh	p	-	-	-	-	-	-	-	-	-	-
11/05		Cleveland	p	-	-	-	-	-	1	7	7.0	7	0
11/16		Houston	p	-	-	-	-	-	-	-	-	-	-
11/22	at	Arizona	p	-	-	-	-	-	1	7	7.0	7	0
11/29		St. Louis	p	2	4	2.0	2	0	2	4	2.0	3	0
12/06	at	Cleveland	p	1	2	2.0	2	0	1	4	4.0	4	0
12/13		Pittsburgh	p	-	-	-	-	-	1	5	5.0	5	1
12/20	at	San Francisco	p	-	-	-	-	-	-	-	-	-	-
12/28	at	Denver	p	-	-	-	-	-	1	8	8.0	8	0
01/03		Baltimore	p	-	-	-	-	-	-	-	-	-	-
2015 Totals			**16/0**	**4**	**4**	**1.0**	**2**	**0**	**10**	**94**	**9.4**	**27**	**1**
01/09		Pittsburgh	p	1	4	4.0	4	0	1	5	5.0	5	0
2015 Postseason			**1/0**	**1**	**4**	**4.0**	**4**	**0**	**1**	**5**	**5.0**	**5**	**0**

				RUSHING						RECEIVING				
2016		**OPPONENT**	**P/S**	**NO**	**YDS**	**AVG**	**LG**	**TD**	**NO**	**YDS**	**AVG**	**LG**	**TD**
09/11	at	N.Y. Jets	p	-	-	-	-	-	-	-	-	-	-
09/18	at	Pittsburgh	p	-	-	-	-	-	-	-	-	-	-
09/25		Denver	p	-	-	-	-	-	-	-	-	-	-
09/29		Miami	p	-	-	-	-	-	-	-	-	-	-
10/09	at	Dallas	p	-	-	-	-	-	-	-	-	-	-
10/16	at	New England	p	2	16	8.0	12	0	-	-	-	-	-
10/23		Cleveland	p	4	23	5.8	11	0	1	10	10.0	10	0
10/30		Washington	p	-	-	-	-	-	-	-	-	-	-
11/14	at	N.Y. Giants	p	-	-	-	-	-	-	-	-	-	-
11/20		Buffalo	p	-	-	-	-	-	1	14	14.0	14	0
11/27	at	Baltimore	p	5	29	5.8	17	0	2	19	9.5	17	0
12/04		Philadelphia	p	8	38	4.8	16	0	4	28	7.0	10	0
12/11	at	Cleveland	p	9	45	5.0	11	0	1	6	6.0	6	0
12/18		Pittsburgh	p	7	32	4.6	10	0	2	18	9.0	18	0
12/24	at	Houston	p	12	42	3.5	9	0	4	25	6.3	11	0
01/01		Baltimore	S	27	119	4.4	17	2	2	25	12.5	13	0
2016 Totals			**16/1**	**74**	**344**	**4.6**	**17**	**2**	**17**	**145**	**8.5**	**27**	**0**

				RUSHING						RECEIVING				
2017		**OPPONENT**	**P/S**	**NO**	**YDS**	**AVG**	**LG**	**TD**	**NO**	**YDS**	**AVG**	**LG**	**TD**
09/07		Kansas City	S	3	15	5.0	14	0	1	8	8.0	8	0
09/17	at	New Orleans	S	2	3	1.5	2	0	3	41	13.7	19t	1
09/24		Houston				Inactive							
10/01		Carolina				Inactive							
10/05	at	Tampa Bay				Inactive							
10/15	at	N.Y. Jets				Inactive							
10/22		Atlanta	p	6	31	5.2	9	0	1	11	11.0	11	0
10/29		L.A. Chargers	p	4	15	3.8	7	0	7	68	9.7	14	0
11/12	at	Denver	p	10	36	3.6	8	0	3	27	9.0	14t	1
11/19	at	Oakland	p	5	16	3.2	4	0	4	21	5.3	10	0
11/26		Miami	p	13	50	3.8	22	1	2	3	1.5	2	1
12/03	at	Buffalo	p	12	78	6.5	31	2	3	25	8.3	11	0
12/11	at	Miami	S	5	8	1.6	3t	1	5	45	9.0	23	0
12/17	at	Pittsburgh	p	4	12	3.0	6	1	1	5	5.0	5	0
12/24		Buffalo				Inactive							
12/31		N.Y. Jets				Inactive							
2017 Totals			**10/3**	**64**	**264**	**4.1**	**31**	**5**	**30**	**254**	**8.5**	**23**	**3**
01/13		Tennessee				Inactive							
01/21		Jacksonville	p	1	5	5.0	5	0	-	-	-	-	-
02/04		Philadelphia	p	3	18	6.0	9	0	1	46	46.0	46	0
2017 Postseason			**2/0**	**4**	**23**	**5.8**	**9**	**0**	**1**	**46**	**46.0**	**46**	**0**

				RUSHING						RECEIVING				
2018		**OPPONENT**	**P/S**	**NO**	**YDS**	**AVG**	**LG**	**TD**	**NO**	**YDS**	**AVG**	**LG**	**TD**
09/09		Houston	S	18	64	3.6	12	0	1	5	5.0	5	0
09/16	at	Jacksonville	S	6	22	3.7	12	0	-	-	-	-	-
09/23	at	Detroit	p	-	-	-	-	-	2	26	13	19	-
09/30		Miami				Placed on injured reserve (9/26)							
11/25	at	N.Y. Jets				Activated to 53-man roster (11/26)							
12/02		Minnesota	p	7	20	2.9	10	0	2	21	10.5	15	0
12/09	at	Miami	p	4	2	0.5	3	0	1	3	3.0	3	0
12/16	at	Pittsburgh	S	4	25	6.3	10	0	3	18	6.0	8	0
12/23		Buffalo	S	13	39	3.0	10	0	4	40	10.0	25	0
12/30		N.Y. Jets	p	5	14	2.8	8	0	1	18	18.0	18t	1
2018 Totals			**8/4**	**57**	**186**	**3.3**	**12**	**0**	**14**	**131**	**9.4**	**25**	**1**
01/13		L.A Chargers	S	4	12	3.0	6	1	1	7	7.0	7	0
01/20	at	Kansas City	p	12	41	3.4	14	2	4	23	5.8	6	0
02/03		L.A. Rams	p	7	43	6.1	26	0	2	15	7.5	8	0
2018 Postseason			**3/1**	**23**	**96**	**4.2**	**26**	**3**	**7**	**45**	**6.4**	**8**	**0**

				RUSHING						RECEIVING				
2019		**OPPONENT**	**P/S**	**NO**	**YDS**	**AVG**	**LG**	**TD**	**NO**	**YDS**	**AVG**	**LG**	**TD**
09/08		Pittsburgh	p	8	44	5.5	11	0	5	41	8.2	17	0
09/15	at	Miami	5	5	21	4.2	12	0	2	47	23.5	32	0
09/22		N.Y. Jets	S	11	47	4.3	8	1	6	22	3.7	7	0
09/29	at	Buffalo	p	-	-	-	-	-	1	7	7.0	7	0
10/06	at	Washington				Inactive							
10/10		N.Y. Giants				Inactive							
10/21	at	N.Y. Jets				Inactive							
10/27		Cleveland	p	3	4	1.3	3	0	1	9	9.0	9	0
11/03	at	Baltimore	p	4	18	4.5	6	0	1	16	16.0	16	0
11/17	at	Philadelphia	p	5	14	2.8	6	0	2	34	17.0	30	0
11/24		Dallas	p	2	3	1.5	4	0	2	14	7.0	8	0
12/01	at	Houston	p	3	15	5.0	10	0	-	-	-	-	-
12/08		Kansas City	p	7	15	2.1	5	0	-	-	-	-	-
12/15	at	Cincinnati	p	6	53	8.8	33t	1	2	6	3.0	4	0
12/21		Buffalo	p	5	20	4.0	6	1	4	77	19.3	31	0
12/29		Miami	p	6	48	8.0	14	0	1	6	6.0	6	0
2019 Totals			**13/1**	**65**	**302**	**4.6**	**33t**	**3**	**27**	**279**	**10.3**	**32**	**0**
01/04		Tennessee	p	3	4	1.3	4	0	3	32	10.7	12	0
2019 Postseason			**1/0**	**3**	**4**	**1.3**	**4**	**0**	**3**	**32**	**10.7**	**12**	**0**

ADAM BUTLER

70 | DEFENSIVE LINE

HT: 6-5 | **WT:** 300 | **Born:** 4/12/1994 | **Exp. (NFL/Patriots):** 4/4
GP/GS (Playoffs): 49/8 (7/0) | **Acq:** FA-17
College: Vanderbilt | **Hometown:** Duncanville, Texas

SUPER BOWLS: 18

CAREER TRANSACTIONS

Adam Butler was re-signed by the New England Patriots as a restricted free agent on April 17, 2020 ... Originally signed by New England as a rookie free agent (5/5/17).

SEASONAL REVIEWS

2020 (1/0)

- Appeared as a reserve in the season-opener vs. Miami (9/13) and made three tackles.

2019 (16/2, 1/0)

- Played in all 16 regular-season contests with two starts and posted career-highs with 26 tackles, six sacks and five passes defensed as part of a team that finished No. 1 in the NFL in total defense (275.9 yards per game) and scoring (14.1 points allowed per game). His six sacks were third-most on the team.
- Totaled three tackles and added one pass defensed in the AFC Wild Card loss vs. Tennessee (1/4).
- Tallied multiple two-sack games:
  - Week 2 at Miami (9/15)
  - Week 8 vs. Cleveland (10/27)
- Started and contributed along the defensive line with three tackles, two sacks for a combined 9 yards lost and added a pass defensed in the win at Miami (9/15). It was his first career two-sack game.
- Contributed as a key reserve in the win vs. Cleveland (10/27). Recorded four tackles, two sacks and three quarterback hits in the game. Added another two half-sacks in the fourth quarter, combining with Chase Winovich and Jamie Collins to bring his season total to 4½ sacks.
- Made two tackles and netted a half-sack vs. Buffalo (12/21), bringing his season total to a career-high six.

2018 (16/0, 3/0)

- Played in all 16 regular-season games as a reserve and posted 17 tackles, three sacks, one forced fumble and two passes defensed.
- Appeared as a reserve in all three postseason contests, including the Super Bowl LIII win over the L.A. Rams (2/3) and contributed with one tackle.
- Appeared as a reserve defensive lineman and posted a season-high five tackles in the season-opening victory vs. Houston (9/9).
- Contributed as a reserve defensive lineman and part of a defensive unit that held the Dolphins to just 172 total yards of offense in the victory vs. Miami (9/30). Finished with two tackles and a pass defensed, while adding a 9-yard sack of QB Ryan Tannehill.

EXTRA POINTS

- Adam Butler arrived at Vanderbilt as an accomplished high school offensive lineman and spent his freshman season redshirting as a backup at center and guard. During his first offseason, Butler entered a rib eating contest, which judges ruled his team had lost. Butler disagreed and began arguing with the judges.

  Then Commodore defensive coordinator Bob Shoop was in attendance and witnessed Butler's demeanor and was impressed with his competitive attitude. Shoop convinced then-head coach James Franklin to ask Butler to transition to defense.

  "Coach Franklin brought me into his office and he asked me what I wanted, and I wanted whatever was best for the team," said Butler. "Because we were so short on defensive linemen at that time, that's how it happened."

- Saw limited snaps defensively and contributed with a sack of QB Kirk Cousins for an 8-yard loss during the win vs. Minnesota (12/2).
- Contributed on defense with one tackle and made a key sack of QB Sam Darnold for a 5-yard loss, while also forcing a fumble on the play that was picked up by LB Kyle Van Noy and returned 46 yards for a New England touchdown in the win vs. the New York Jets (12/30).
- Made two tackles with a half-sack in the win vs. Buffalo (12/21).

2017 (16/6, 3/0)

- Played in all 16 regular-season games with six starts and totaled 19 tackles and two sacks.
- Appeared as a reserve in all three postseason contests and posted three tackles and two sacks.
- Made his first career start at defensive tackle in the win at New Orleans (9/17). Did not accrue any statistics.
- Appeared in a reserve role along the defensive line vs. Atlanta (10/22) and contributed with three total tackles, while also adding the first sack of his career for a 10-yard loss on a second-down play to set up a third-and-long.
- Appeared in a reserve role on the defensive line and finished with two tackles and one sack for a 10-yard loss on a third-quarter third down to force a punt at Miami (12/11).
- Contributed as a reserve defensive lineman and made one tackle and notched his first-career postseason sack for a 5-yard loss to force a punt in the third quarter of the Divisional Playoff victory vs. Tennessee (1/13).
- Appeared as a reserve defensive lineman and recorded

one tackle and his second sack of the postseason to force a second-quarter punt in the AFC Championship victory vs. Jacksonville (1/21).

COLLEGE

- Played in 49 games with 36 starts and registered 109 tackles, 9½ sacks, one forced fumble, one fumble recovery and five passes defensed.
- Also blocked two extra points while playing special teams.
- Led the Commodore defense with four sacks as a senior in 2016.
- Began collegiate career as an offensive lineman before switching to defensive tackle as a redshirt freshman in 2013.

PERSONAL

- Was a two-time first team 5A All-District selection and two-time captain as a junior and senior at Duncanville (Texas) High School.
- Earned team MVP honors as a senior.
- Also earned letters as a thrower in track & field.
- Majored in earth and environmental sciences at Vanderbilt.
- Descendant of Texas children's rights campaigner Edna Gladney, subject of the 1940's film "Blossoms in the Dust."

ADAM BUTLER STATISTICS

POS: DL HT: 6-5 WT: 300 LBS YEAR: 4TH ACQ: FA-17 COLLEGE: VANDERBILT BORN: 4/12/94

REGULAR SEASON DEFENSIVE STATISTICS

			TACKLES					INTERCEPTIONS					MISCELLANEOUS					
Year	Team	G/S	TT	UT	A	S	YDS	NO	YDS	AVG	LG	TD	PD	FF	FR	YDS	TD	SPT
2017	Patriots	16/6	19	11	8	2.0	20.0	0	0	0.0	0	0	0	0	0	0	0	0
2018	Patriots	16/0	17	8	9	3.0	22.0	0	0	0.0	0	0	2	1	0	0	0	0
2019	Patriots	16/2	26	17	9	6.0	35.5	0	0	0.0	0	0	5	0	0	0	0	0
2020	Patriots	1/0	3	2	1	0.0	0.0	0	0	0.0	0	0	0	0	0	0	0	0
Totals – 4 Years		**49/8**	**65**	**38**	**27**	**11.0**	**77.5**	**0**	**0**	**0.0**	**0**	**0**	**7**	**1**	**0**	**0**	**0**	**0**

POSTSEASON DEFENSIVE STATISTICS

			TACKLES					INTERCEPTIONS					MISCELLANEOUS					
Year	Team	G/S	TT	UT	A	S	YDS	NO	YDS	AVG	LG	TD	PD	FF	FR	YDS	TD	SPT
2017	Patriots	3/0	3	3	0	2.0	11.0	0	0	0.0	0	0	0	0	0	0	0	0
2018	Patriots	3/0	1	0	1	0.0	0.0	0	0	0.0	0	0	0	0	0	0	0	0
2019	Patriots	1/0	3	2	1	0.0	0.0	0	0	0.0	0	0	1	0	0	0	0	0
Totals – 3 Years		**7/0**	**7**	**5**	**2**	**2.0**	**11.0**	**0**	**0**	**0.0**	**0**	**0**	**1**	**0**	**0**	**0**	**0**	**0**

BUTLER'S CAREER GAME-BY-GAME

2017		OPPONENT	P/S	TT	UT	A	S	YDS	INT	YDS	PD	FF	FR	SPT
09/07		Kansas City	p	1	1	0	-	-	-	-	-	-	-	-
09/17	at	New Orleans	S	0	0	0	-	-	-	-	-	-	-	-
09/24		Houston	S	3	1	2	-	-	-	-	-	-	-	-
10/01		Carolina	S	0	0	0	-	-	-	-	-	-	-	-
10/05	at	Tampa Bay	S	2	1	1	-	-	-	-	-	-	-	-
10/15	at	N.Y. Jets	p	1	1	0	-	-	-	-	-	-	-	-
10/22		Atlanta	p	3	2	1	1.0	10.0	-	-	-	-	-	-
10/29		L.A. Chargers	S	2	1	1	-	-	-	-	-	-	-	-
11/12	at	Denver	S	3	2	1	-	-	-	-	-	-	-	-
11/19	at	Oakland	p	0	0	0	-	-	-	-	-	-	-	-
11/26		Miami	p	0	0	0	-	-	-	-	-	-	-	-
12/03	at	Buffalo	p	2	1	1	-	-	-	-	-	-	-	-
12/11	at	Miami	p	2	1	1	1.0	10.0	-	-	-	-	-	-
12/17	at	Pittsburgh	p	0	0	0	-	-	-	-	-	-	-	-
12/24		Buffalo	p	0	0	0	-	-	-	-	-	-	-	-
12/31		N.Y. Jets	p	0	0	0	-	-	-	-	-	-	-	-
2017 Totals			**16/6**	**19**	**11**	**8**	**2.0**	**20.0**	**0**	**0**	**0**	**0**	**0**	**0**
01/13		Tennessee	p	1	1	0	1.0	5.0	-	-	-	-	-	-
01/21		Jacksonville	p	1	1	0	1.0	6.0	-	-	-	-	-	-
02/04		Philadelphia	p	1	1	0	-	-	-	-	-	-	-	-
2017 Postseason			**3/0**	**3**	**3**	**0**	**2.0**	**11.0**	**0**	**0**	**0**	**0**	**0**	**0**

2018		OPPONENT	P/S	TT	UT	A	S	YDS	INT	YDS	PD	FF	FR	SPT
09/09		Houston	p	5	1	4	-	-	-	-	-	-	-	-
09/16	at	Jacksonville	p	1	1	0	-	-	-	-	-	-	-	-
09/23	at	Detroit	p	0	0	0	-	-	-	-	-	-	-	-
09/30		Miami	p	2	2	0	1.0	9.0	-	-	1	-	-	-
10/04		Indianapolis	p	1	1	0	-	-	-	-	1	-	-	-
10/14		Kansas City	p	0	0	0	-	-	-	-	-	-	-	-
10/21	at	Chicago	p	0	0	0	-	-	-	-	-	-	-	-
10/29	at	Buffalo	p	0	0	0	-	-	-	-	-	-	-	-
11/04		Green Bay	p	3	0	3	-	-	-	-	-	-	-	-
11/11	at	Tennessee	p	1	0	1	-	-	-	-	-	-	-	-
11/25	at	N.Y. Jets	p	0	0	0	-	-	-	-	-	-	-	-
12/02		Minnesota	p	1	1	0	1.0	8.0	-	-	-	-	-	-
12/09	at	Miami	p	1	1	0	-	-	-	-	-	-	-	-
12/16	at	Pittsburgh	p	1	0	1	-	-	-	-	-	-	-	-
12/23		Buffalo	p	1	0	1	-	-	-	-	-	-	-	-
12/30		N.Y. Jets	p	1	1	0	1.0	5.0	-	-	-	1	-	-
2018 Totals			**16/0**	**17**	**8**	**9**	**3.0**	**22.0**	**0**	**0**	**2**	**1**	**0**	**0**
01/13		L.A. Chargers	p	1	0	1	-	-	-	-	-	-	-	-
01/20	at	Kansas City	p	0	0	0	-	-	-	-	-	-	-	-
02/03		L.A. Rams	p	0	0	0	-	-	-	-	-	-	-	-
2018 Postseason			**3/0**	**1**	**0**	**1**	**0.0**	**0.0**	**0**	**0**	**0**	**0**	**0**	**0**

2019		OPPONENT	P/S	TT	UT	A	S	YDS	INT	YDS	PD	FF	FR	SPT
09/08		Pittsburgh	p	0	0	0	-	-	-	-	-	-	-	-
09/15	at	Miami	S	4	3	1	2.0	9.0	-	-	1	-	-	-
09/22		N.Y. Jets	p	3	0	3	0.5	3.0	-	-	-	-	-	-
09/29	at	Buffalo	p	2	2	0	-	-	-	-	1	-	-	-
10/06	at	Washington	S	2	1	1	-	-	-	-	-	-	-	-
10/10		N.Y. Giants	p	0	0	0	-	-	-	-	-	-	-	-
10/21	at	N.Y. Jets	p	0	0	0	-	-	-	-	-	-	-	-
10/27		Cleveland	p	4	2	2	2.0	17.5	-	-	-	-	-	-
11/03	at	Baltimore	p	0	0	0	-	-	-	-	1	-	-	-
11/17	at	Philadelphia	p	1	1	0	1.0	3.0	-	-	1	-	-	-
11/24		Dallas	p	0	0	0	-	-	-	-	-	-	-	-
12/01	at	Houston	p	0	0	0	-	-	-	-	-	-	-	-
12/08		Kansas City	p	4	4	0	-	-	-	-	-	-	-	-
12/15	at	Cincinnati	p	3	2	1	-	-	-	-	1	-	-	-
12/21		Buffalo	p	2	1	1	0.5	3.0	-	-	-	-	-	-
12/29		Miami	p	1	1	0	-	-	-	-	-	-	-	-
2019 Totals			**16/2**	**26**	**17**	**9**	**6.0**	**35.5**	**0**	**0**	**5**	**0**	**0**	**0**
01/04		Tennessee	p	3	2	1	-	-	-	-	1	-	-	-
2019 Postseason			**1/0**	**3**	**2**	**1**	**0.0**	**0.0**	**0**	**0**	**1**	**0**	**0**	**0**

DAMIERE **BYRD**

10 | WIDE RECEIVER

HT: 5-9 | **WT:** 180 | **Born:** 1/27/1993 | **Exp. (NFL/Patriots):** 5/1
GP/GS (Playoffs) 29/7 (0/0) | **Acq:** UFA (ARZ)-20
College: South Carolina | **Hometown:** Sicklerville, N.J.

***PRONOUNCED* duh-MEER**

CAREER TRANSACTIONS

Damiere Byrd was signed by the Patriots as an unrestricted free agent from Arizona on March 23, 2020 ... Originally signed by Carolina as a rookie free agent (5/8/15) ... Released by Carolina (9/5/15) ... Signed by Carolina to the practice squad (9/7/15)... Released from the Carolina practice squad (9/19/15) ... Signed by Carolina to the practice squad (9/22/15) ... Released by Carolina (10/13/16) ... Signed by Carolina to the practice squad (10/15/16) ... Signed by Carolina to the 53-man roster from the practice squad (12/29/16) ... Re-signed by Carolina (4/16/18) ... Signed by Arizona as a free agent (3/26/19).

SEASONAL REVIEWS

2020 (1/1)

- Started at wide receiver in the season-opening win over Miami (9/13) and lined up to return punts.

2019 (11/3 – ARIZONA)

- Played in 11 regular-season games with three starts and finished with 32 receptions for 359 yards and one touchdown. Also returned four kickoffs for 59 yards.
- Was inactive for five games.
- Caught six passes for a career-high 86 yards vs. Cleveland (12/15).
- Recorded a career-high seven receptions for 74 yards and a touchdown at L.A. Rams (12/29).

2018 (8/0 – CAROLINA)

- Entered the 2018 season as the team primary punt returner and played in eight games before suffering an injury and finishing the year on injured reserve.
- Returned 11 punts for 104 yards and two kickoffs for 34 yards. Also caught one pass for 8 yards.
- Inactive for three games and missed the final five games of the season on injured reserve after suffering an injury against Seattle (11/25).
- Returned three punts for 47 yards including a 30-yarder to the Cowboys 35-yard line which set up a touchdown drive vs. Dallas (9/9).
- Caught an 8-yard pass for a first down extending a fourth quarter touchdown drive in the 21-17 win at Philadelphia (10/21).

2017 (8/3, 0/0 – CAROLINA)

- Was limited to eight games with three starts due to an injury in the middle of the season. Posted 10 receptions for 105 yards and two touchdowns and rushed once for 12 yards. Also returned seven kickoffs for 229 yards and one touchdown and one punt return for 9 yards.
- Missed the postseason due to injury.
- Spent Weeks 5-12 on injured reserve (arm), returned to the active roster in Week 13, went back to injured reserve for a leg injury in Week 17, forcing him to miss the postseason.
- Made his first career start vs. Minnesota (12/10) and posted five receptions for 37 yards.
- Caught three passes for 25 yards and two touchdowns vs. Green Bay (12/17).
- Caught a career-long 31-yard reception and returned a kickoff for a franchise record 103 yards for a touchdown vs. Tampa Bay (12/24).

2016 (1/0 – CAROLINA)

- Made the 53-man roster out of training camp and was inactive for the first five games of the season before being released on Oct. 13. Spent Weeks 6-16 on the practice squad before being signed back to the 53-man roster on Dec. 29.
- Made NFL debut at Tampa Bay (1/1) and caught one pass for 16 yards.

2015 (0/0, 0/0 – CAROLINA)

- Originally joined Carolina as a rookie free agent and spent the season on the practice squad during Carolina's run to Super Bowl 50.

COLLEGE

- Played in 47 games with 20 starts totaling 68 catches for 1,265 yards and 10 touchdowns at South Carolina.
- Had nine career receptions of 40 or more yards, 22 carries for 141 yards and returned three kickoffs for 46 yards.
- Also ran track at South Carolina.

PERSONAL

- Had more than 1,500 scrimmage yards as a senior at Timber Creek Regional High School in Erial, New Jersey.
- Won the National Indoor 60-Meter Track title as a senior (6.70).
- Ran state of New Jersey's second-fastest all-time 100 me-

SINGLE-GAME CAREER HIGHS

REGULAR SEASON:

Receptions:	7	at L.A. Rams (12/29/19)
Receiving Yards:	86	vs. Cleveland (12/15/19)
Receiving TDs:	2	vs. Green Bay (12/17/17)
Long:	58	vs. Atlanta (10/13/19)

ter dash (10.36).

- Majored in sport and entertainment management at South Carolina.

DAMIERE BYRD **STATISTICS**

POS: WR HT: 5-9 WT: 180 LBS YEAR: 5TH ACQ: UFA (ARZ)-20 COLLEGE: SOUTH CAROLINA BORN: 1/27/93

REGULAR SEASON OFFENSIVE STATISTICS

			RECEIVING					RUSHING					KICK RETURNS					PUNT RETURNS					
Year	*Team*	*G/S*	*NO*	*YDS*	*AVG*	*LG*	*TD*	*NO*	*YDS*	*AVG*	*LG*	*TD*	*NO*	*YDS*	*AVG*	*LG*	*TD*	*NO*	*FC*	*YDS*	*AVG*	*LG*	*TD*
2015	Panthers		Practice Squad																				
2016	Panthers	1/0	1	16	16.0	16	0	0	0	0.0	0	0	1	31	31.0	31	0	0	0	0	0.0	0	0
2017	Panthers	8/3	10	105	10.5	31	2	1	12	12.0	12	0	7	229	32.7	103t	1	1	0	9	9.0	9	0
2018	Panthers	8/0	1	8	8.0	8	0	0	0	0.0	0	0	2	34	17.0	22	0	11	5	104	9.5	30	0
2019	Cardinals	11/3	32	359	11.2	58	1	0	0	0.0	0	0	4	59	14.8	23	0	0	0	0	0.0	0	0
2020	Patriots	1/1	0	0	0.0	0	0	0	0	0.0	0	0	0	0	0.0	0	0	1	1	0	0.0	0	0
Totals – 4 Years		**29/7**	**44**	**488**	**11.1**	**58**	**3**	**1**	**12**	**12.0**	**12**	**0**	**14**	**353**	**25.2**	**103t**	**1**	**13**	**6**	**113**	**9.4**	**30**	**0**

POSTSEASON OFFENSIVE STATISTICS

			RECEIVING					RUSHING					KICK RETURNS					PUNT RETURNS					
Year	*Team*	*G/S*	*NO*	*YDS*	*AVG*	*LG*	*TD*	*NO*	*YDS*	*AVG*	*LG*	*TD*	*NO*	*YDS*	*AVG*	*LG*	*TD*	*NO*	*FC*	*YDS*	*AVG*	*LG*	*TD*
2015	Panthers		Practice Squad																				
Totals – 4 Years		**0/0**	**0**	**0**	**0.0**	**0**	**0**	**0**	**0**	**0**	**0**	**0**	**0**	**0**	**0.0**	**0**	**0**	**0**	**0**	**0**	**0.0**	**0**	**0**

BYRD'S CAREER **GAME-BY-GAME**

2016	*OPPONENT*	*P/S*	*NO*	*YDS*	*AVG*	*LG*	*TD*
09/08 at	Denver	Inactive					
09/18	San Francisco	Inactive					
09/25	Minnesota	Inactive					
10/02 at	Atlanta	Inactive					
10/10	Tampa Bay	Inactive					
10/16 at	New Orleans	Released (10/13); Signed to Practice Squad (10/15)					
12/24	Atlanta	Signed to 53-man roster (12/29)					
01/01 at	Tampa Bay	p	1	16	16.0	16	0
2016 Totals		**1/0**	**1**	**16**	**16.0**	**16**	**0**

2017	*OPPONENT*	*P/S*	*NO*	*YDS*	*AVG*	*LG*	*TD*
09/10 at	San Francisco	p	-	-	-	-	-
09/17	Buffalo	p	-	-	-	-	-
09/24	New Orleans	p	-	-	-	-	-
10/01 at	New England	p	-	-	-	-	-
10/08 at	Detroit	Placed on Injured Reserve (10/3); Activated to 53-man roster (12/1)					
12/03 at	New Orleans	p	1	12	12.0	12	0
12/10	Minnesota	S	5	37	7.4	21	0
12/17	Green Bay	S	3	25	8.3	13t	2
12/24	Tampa Bay	S	1	31	31.0	31	0
12/31 at	Atlanta	Placed on Injured Reserve (12/26)					
2017 Totals		**8/3**	**10**	**105**	**10.5**	**31**	**2**

2018	*OPPONENT*	*P/S*	*NO*	*YDS*	*AVG*	*LG*	*TD*
09/09	Dallas	p	-	-	-	-	-
09/16 at	Atlanta	Inactive					
09/23	Cincinnati	Inactive					
10/07	N.Y. Giants	p	-	-	-	-	-
10/14 at	Washington	Inactive					
10/21 at	Philadelphia	p	1	8	8.0	8	0
10/28	Baltimore	p	-	-	-	-	-
11/04	Tampa Bay	p	-	-	-	-	-
11/08 at	Pittsburgh	p	-	-	-	-	-
11/18 at	Detroit	p	-	-	-	-	-
11/25	Seattle	p	-	-	-	-	-
12/02 at	Tampa Bay	Placed on Injured Reserve (11/27)					
2018 Totals		**8/0**	**1**	**8**	**8.0**	**8**	**0**

2019	*OPPONENT*	*P/S*	*NO*	*YDS*	*AVG*	*LG*	*TD*
09/08	Detroit	S	4	42	10.5	19	0
09/15 at	Baltimore	S	6	45	7.5	13	0
09/22	Carolina	S	2	9	4.5	11	0
09/29	Seattle	Inactive					
10/06 at	Cincinnati	Inactive					
10/13	Atlanta	p	2	60	30.0	58	0
10/20 at	N.Y. Giants	p	1	4	4.0	4	0
10/27 at	New Orleans	p	2	18	9.0	9	0
10/31	San Francisco	Inactive					
11/10 at	Tampa Bay	Inactive					
11/17 at	San Francisco	Inactive					
12/01	L.A. Rams	p	-	-	-	-	-
12/08	Pittsburgh	p	1	10	10.0	10	0
12/15	Cleveland	p	6	86	14.3	51	0
12/22 at	Seattle	p	1	11	11.0	11	0
12/29 at	L.A. Rams	p	7	74	10.6	33	1
2019 Totals		**11/3**	**32**	**359**	**11.2**	**58**	**1**

YODNY CAJUSTE

77 | OFFENSIVE LINE

HT: 6-5 | **WT:** 310 | **Born:** 2/21/1996 | **Exp. (NFL/Patriots):** 2/2
GP/GS (Playoffs): 0/0 (0/0) | **Acq:** D3c-19 (101st)
College: West Virginia | **Hometown:** Miami, Fla.

PRONOUNCED YAHD-nee kuh-JUST

CAREER TRANSACTIONS

Yodny Cajuste was drafted by the New England Patriots in the third round (101st overall) of the 2019 NFL Draft.

SEASONAL REVIEWS

2019 (0/0, 0/0)

- Placed on the reserve/non-football injury list on Aug. 31, 2019.

COLLEGE

- Three-year starter at tackle, having played in 31 career games and starting 30.
- Started 11 games at left tackle for the Mountaineers, earning Big 12 Conference Co-Offensive lineman of the Year and All-Big 12 Conference First Team (AP, Coaches) as a senior.
- Started 13 games at tackle and saw action on 878 plays, including 836 on offense, as a junior. Named All-Big 12 Second Team.
- Sustained season-ending knee injury in the season-opener of his sophomore year.
- Played in seven games with six starts as a redshirt freshman in 2015.

PERSONAL

- Son of Marie Cajuste, and is one of three boys.
- Also played basketball for Miramar High School (Florida).
- Graduated with a bachelor's degree in multidisciplinary studies.
- Currently pursuing a second degree in communications.

SHILIQUE CALHOUN

90 | LINEBACKER

HT: 6-4 | **WT:** 260 | **Born:** 3/20/1992 | **Exp. (NFL/Patriots):** 5/2
GP/GS (Playoffs): 41/1 (1/0) | **Acq:** FA-19
College: Michigan State | **Hometown:** Monmouth County, N.J.

PRONOUNCED sha-LEEK cal-HOON

CAREER TRANSACTIONS

Shilique Calhoun was re-signed by the New England Patriots as an unrestricted free agent on March 24, 2020 ... Originally drafted by the Oakland Raiders in the third round (75th overall) of the 2016 NFL Draft ... Released by Oakland (9/2/17) ... Signed by Oakland to the practice squad (9/3/17) ... Signed by Oakland to the 53-man roster from the practice squad (10/14/17) ... Released by Oakland (9/13/18) ... Signed by Oakland to the practice squad (9/14/18) ... Signed by Oakland to the 53-man roster from the practice squad (9/18/18) ... Signed by New England as a free agent (5/2/19).

SEASONAL REVIEWS

2020 (1/0)

- Played as a reserve in the season-opener vs. Miami (9/13) and posted four tackles.

2019 (15/1, 1/0)

- Played in 15 regular-season games and made one start, contributing on defense and special teams. Finished with nine tackles and one forced fumble on defense as part of a team that finished No. 1 in the NFL in total defense (275.9 yards per game) and scoring (14.1 points allowed per game).
- Was inactive in win vs. N.Y. Jets (9/22).
- Appeared as a reserve in the Wild Card Playoff vs. Tennessee (1/4).
- Made his first career start in his Patriots debut and contributed on defense with one tackle in the season-opening win vs. Pittsburgh (9/8).
- Contributed at linebacker with two total tackles in a reserve role during the victory at Miami (9/15).
- Made one tackle and forced a fumble that was recovered by the Chiefs in the loss vs. Kansas City (12/8). His forced fumble marked the first in his NFL career.

2018 (7/0 – OAKLAND)

- Appeared in seven games as a reserve after beginning the season on the practice squad and made 12 tackles before being placed on injured reserve on Dec. 5.

2017 (9/0 – OAKLAND)

- Appeared in nine games, mostly on special teams, after being activated from the practice squad on Oct. 14, and totaled six tackles and two special teams stops.

2016 (10/0, 0/0 – OAKLAND)

- Appeared in 10 games as a rookie as a rotational linebacker, making six tackles, a half-sack and one pass defensed. Also added three tackles on special teams before being placed on injured reserve on Dec. 23.
- Made his first NFL appearance as a reserve linebacker at New Orleans (9/11) and contributed mostly on special teams.

COLLEGE

- Started 41 of the 54 games he appeared in over four seasons, totaling 131 tackles, 27 sacks, four forced fumbles, five fumble recoveries, one interception and five passes defensed.
- Finished his career at Michigan State ranked second on the school's all-time sack list with 27.
- Was a three-time second-team All-American and three-time first-team All-Big Ten honoree (2013-15).
- Started all 14 games as a senior and helped lead the Spartans to a Big Ten title and a berth in the College Football Playoff, adding a career-high and team-leading 10½ sacks.

PERSONAL

- Played both defensive end and tight end for Middletown (New Jersey) High School North, registering 45 tackles and four sacks defensively and adding 28 receptions for 450 yards with four touchdowns offensively as a senior.
- Selected to the coaches' All-Division Team (Class A North) as a tight end following his senior season.

SHILIQUE CALHOUN **STATISTICS**

POS: LB HT: 6-4 WT: 260 LBS YEAR: 5TH ACQ: FA-19 COLLEGE: MICHIGAN STATE BORN: 3/20/92

REGULAR SEASON DEFENSIVE STATISTICS

			TACKLES						INTERCEPTIONS					MISCELLANEOUS				
Year	*Team*	*G/S*	*TT*	*UT*	*A*	*S*	*YDS*	*NO*	*YDS*	*AVG*	*LG*	*TD*	*PD*	*FF*	*FR*	*YDS*	*TD*	*SPT*
2016	Raiders	10/0	6	5	1	0.5	1.0	0	0	0.0	0	0	1	0	0	0	0	3
2017	Raiders	9/0	6	4	2	0.0	0.0	0	0	0.0	0	0	0	0	0	0	0	0
2018	Raiders	7/0	12	6	6	0.0	0.0	0	0	0.0	0	0	0	0	0	0	0	0
2019	Patriots	15/1	9	6	3	0.0	0.0	0	0	0.0	0	0	0	1	0	0	0	0
2020	Patriots	1/0	4	2	2	0.0	0.0	0	0	0.0	0	0	0	0	0	0	0	0
Totals – 4 Years		**42/1**	**37**	**23**	**14**	**0.5**	**1.0**	**0**	**0**	**0.0**	**0**	**0**	**1**	**1**	**0**	**0**	**0**	**3**

POSTSEASON DEFENSIVE STATISTICS

			TACKLES						INTERCEPTIONS					MISCELLANEOUS				
Year	*Team*	*G/S*	*TT*	*UT*	*A*	*S*	*YDS*	*NO*	*YDS*	*AVG*	*LG*	*TD*	*PD*	*FF*	*FR*	*YDS*	*TD*	*SPT*
2016	Raiders	0/0	Injured Reserve															
2019	Patriots	1/0	0	0	0	0.0	0.0	0	0	0.0	0	0	0	0	0	0	0	0
Totals – 2 Years		**1/0**	**0**	**0**	**0**	**0.0**	**0.0**	**0**	**0**	**0.0**	**0**	**0**	**0**	**0**	**0**	**0**	**0**	**0**

MARCUS CANNON

61 | OFFENSIVE LINE

HT: 6-6 | **WT:** 335 | **Born:** 5/6/1988 | **Exp. (NFL/Patriots):** 10/10
GP/GS (Playoffs): 115/69 (19/11) | **Acq:** D5a-11 (138th)
College: TCU | **Hometown:** Odessa, Texas

SUPER BOWLS: 14, 16, 18

CAREER TRANSACTIONS

Marcus Cannon was drafted by the New England Patriots in the fifth round (138th overall) of the 2011 NFL Draft.

CAREER HIGHLIGHTS

- Three-time Super Bowl winner along an offensive line that has finished with a top-10 offense in the NFL in seven of his first nine seasons.

SEASONAL REVIEWS

2020 (0/0)

- Exercised his Reserve/Opt-Out decision and will not play this season.

2019 (15/15, 1/1)

- Started 15 regular-season games and the Wild Card Playoff vs. Tennessee (1/4) at right tackle.
- Was inactive during the win at Miami (9/15).
- Returned to a starting role at right tackle in the win vs. N.Y. Jets (9/22) after missing the previous game.

2018 (13/13, 3/3)

- Started all 13 regular-season games he appeared in and all three playoff contests at right tackle for the NFL's fifth-ranked offense.
- Was inactive at Jacksonville (9/16), at Chicago and at Buffalo (10/29).

2017 (7/7, 0/0)

- Started at right tackle in seven of first eight games of the season, missing the win vs. Houston (9/24).
- Was inactive at Denver (11/12), at Oakland (11/19), vs. Miami (11/26), at Buffalo (12/3) and at Miami (12/11) before being placed on injured reserve on December 13.

2016 (15/15, 3/3)

- Started 15 regular-season games and all three playoff games at right tackle for the fourth-ranked offense overall.
- Was inactive at Cleveland (10/9).

2015 (12/8, 2/2)

- Appeared in 12 regular-season games with eight starts - two at left tackle and the final six games of the regular season at right tackle.
- Became the starting right tackle after Nate Solder went on injured reserve and Sebastian Vollmer moved from right to left tackle following a return to action after missing four games due to injury, starting at Denver (11/29). Also saw action at guard early in the season.
- Started both playoff contests at right tackle.
- Rotated in at right and left tackle in the first half at Dallas (10/11), and replaced an injured Nate Solder at left tackle in the second half.
- Returned to action after missing four games and started at left tackle in the win vs. Buffalo (11/23).
- Started at right tackle, playing every offensive snap in the AFC Championship at Denver (1/24).

2014 (16/4, 3/0)

- Played in all 16 regular-season games with four starts - three at left guard and one at right tackle.
- Played as a reserve on special teams in all three playoff games.
- Started the first three games of the season at left guard.
- Saw action as an eligible tight end and on special teams at Green Bay (11/30) and at San Diego (12/7).
- Rotated in at left tackle when starter Nate Solder flexed out as a tackle-eligible tight end, and also contributed on special teams in the win vs. Miami (12/14).
- Made his first start of the season at right tackle in place of an injured Sebastian Vollmer vs. Buffalo (12/28).

2013 (14/6, 2/2)

- Played in 14 regular-season games with six starts at right tackle after Sebastian Vollmer's season ended with an in-

HONORS & AWARDS

2016: Associated Press All-Pro: Second Team
2011: Ed Block Courage Award Winner

EXTRA POINTS

- On April 20, 2011, just days before Texas Christian offensive line prospect Marcus Cannon was to enter the NFL Draft, he was diagnosed with non-Hodgkin's lymphoma, a treatable form of cancer found in lymph tissue. A little more than one week later, the Patriots selected Cannon in the fifth round (138th overall) of the draft with the knowledge of his illness. The Patriots placed Cannon on the Reserve/Non Football Injury list to start the 2011 season while he received treatment and recovered. Cannon was activated to the 53-man roster later that year and is now in his ninth season with the team. Cannon made a full recovery and was named the Patriots 2011 Ed Block Courage Award winner - an annual award presented to select players in the National Football League who are voted by their teammates as role models of inspiration, sportsmanship and courage.

jury.

- Was inactive for two contests.
- Started both playoff games at right tackle.
- Came on in relief of Sebastian Vollmer at right tackle vs. Tampa Bay (9/22) after Vollmer left the game with a foot injury and did not return.
- Came on in relief of Dan Connolly at right guard vs. New Orleans (10/13) after Connolly left the game with a foot injury and did not return.
- Replaced Sebastian Vollmer at right tackle vs. Miami (10/27) after Vollmer left with a leg injury and did not return.
- Started the second game of his career vs. Pittsburgh (11/3), replacing Sebastian Vollmer as part of an offensive line that helped score 55 points and rack up 610 yards against the Steelers.
- Made his first career playoff start vs. Indianapolis (1/11).

2012 (16/1, 2/0)

- Appeared in all 16 regular-season games and made one start at right tackle. Also appeared regularly on field goals and extra points.
- Made his first career start at right tackle in place of an injured Sebastian Vollmer at N.Y. Jets (11/22).
- Played in sub packages along the offensive line, including tackle-eligible tight end in the win at St. Louis (10/28).

2011 (7/0, 3/0)

- Was activated off the Reserve/Non-Injury list on Nov. 15, and played in seven games on the offensive line and special teams.
- 2011 Ed Block Courage Award winner.
- Saw significant time at right tackle when fellow rookie Nate Solder shifted to tackle-eligible tight end and by rule, would have to exit the game for a play before returning to play tackle.
- Saw his most extensive playing time of the season vs. Miami (12/24) when he entered the game in the second quarter at right tackle with Matt Light and Logan Mankins out with injuries.
- Saw action as a reserve on special teams in Super Bowl XLVI vs. N.Y. Giants (2/5), the AFC Championship vs. Baltimore (1/22), and the Divisional Playoff game vs. Denver (1/14).

COLLEGE

- Cannon appeared in 49 games at Texas Christian, starting the final 36 contests that he appeared in – 24 at right tackle and 12 on the left side.
- Honors and Awards (2010): third-team All-American honors from both *NFL Draft Report* and Rivals.com, honorable mention from *Sports Illustrated*; first-team All-Mountain West Conference accolades.
- Moved to left tackle during spring drills of his senior season and produced one of the finest seasons ever recorded by a TCU blocker.
- Did not allow any sacks in 2009 and 2010, despite never playing the left tackle position prior to his senior year.
- Cannon helped the squad set school season-records in 2010 for points scored (541) and touchdowns recorded (70).
- Honors and Awards (2009): All-American honorable mention by *NFL Draft Report*; first-team All-Mountain West Conference honors; "Top 10 Workout Warrior" by ESPN for the second year in a row.
- Honors and Awards (2008): Honorable mention All-Mountain West Conference selection in his first year in the starting lineup; "Top-10 Workout Warrior" by ESPN.
- Redshirted as a freshman.

PERSONAL

- Born Marcus Darell Cannon on May 6, 1988, in Roswell, New Mexico.
- All-District honorable mention as a junior, earning All-District first-team and Class 5A All-State honors during his senior season.
- Also lettered in basketball, track and field and power-lifting.
- Threw the discus 175 feet, 4 inches to finish fourth overall at the Texas Class 5A State meet in 2006.
- Posted a personal-best toss of 60 feet, 8 inches in the shot put and 176 feet, 8 inches in the discus.
- Standout for the Horned Frogs indoor and outdoor track and field teams from 2009-10, often shuttling between football spring camp and track events.
- Majored in communications at Texas Christian.
- Uncle, Allen Cannon, played at Vanderbilt (1981-82).
- Marcus and his wife, Alyssa, have two daughters, Madison and Mia, and a son, Marcus Jr.

JOE CARDONA

49 | LONG SNAPPER

HT: 6-3 | **WT:** 245 | **Born:** 4/16/1992 | **Exp. (NFL/Patriots):** 6/6
GP/GS (Playoffs): 81/0 (12/0) | **Acq:** D5-15 (166th)
College: Navy | **Hometown:** El Cajon, Calif.

SUPER BOWLS: 16, 18

PRONOUNCED car-DOAN-ah

Joe Cardona was drafted by the New England Patriots in the fifth round (166th overall) of the 2015 NFL Draft.

SEASONAL REVIEWS

2020 (1/0)

- Handles all long-snapping duties for the team,

2019 (16/0, 1/0)

- Handled long-snapping duties for all punts, field goals and extra points through all 16 regular season games of the season and the AFC Wild Card Playoff vs. Tennessee (1/4).
- Finished the season with two special teams tackles.

2018 (16/0, 3/0)

- Handled long-snapping duties for all Patriots punts, field goals and extra points through all Patriots regular and postseason contests, including the Super Bowl LIII win vs. L.A. Rams (2/3). Posted one tackle on special teams.
- Handled long-snapping duties and made one special teams tackle at Detroit (9/23).

2017 (16/0, 3/0)

- Handled long-snapping duties for all Patriots punts, field goals and extra points through all Patriots regular and postseason contests, including the Super Bowl LII vs. Philadelphia (2/4). Totaled a career-high four special teams tackles.

2016 (16/0, 3/0)

- Handled long-snapping duties for all Patriots punts, field goals and extra points through all Patriots regular and postseason contests, including the Super Bowl LI victory vs. Atlanta (2/5). Posted three special teams tackles.
- Recorded one special teams tackle in the win vs. Cincinnati (10/16).
- Totaled one special teams tackle vs. Seattle (11/13).
- Recorded one special teams tackle in the win vs. Los Angeles (12/4).

2015 (16/0, 2/0)

- Handled long-snapping duties for all punts and field goals through all 16 games of the regular season and both postseason contests.
- Made his NFL debut in the win vs. Pittsburgh (9/10).
- Recorded three special teams tackles at Denver (11/29).

EXTRA POINTS

- Joe Cardona graduated from the Naval Academy in 2015, where Bill Belichick's father, Steve, served as an assistant football coach for 34 years.
- Cardona is the third Navy alum drafted by the Patriots, joining Heisman Trophy winner and Winchester native Joe Bellino (1961) and Max Lane (1994).
- Prior to the Oct. 22, 2017 home game vs. Atlanta, Cardona organized an effort amongst fellow Patriots players and coaches to donate 200 game tickets to military members.
- In the 2018 offseason, Cardona went on a two-week training mission to South Korea with the United States Navy Reserves.

VIDEO FEATURE

- See how Joe and his teammates found a unique way to honor local military heroes on the field on this episode of "Patriots All Access."
- Get to know Joe off the field in this episode of "Tilted."

COLLEGE

- Four-year player at long snapper and regarded as one of the top long snappers in the country.
- Became only the second freshman to start at long snapper in program history.
- Earned four letters.

PERSONAL

- Son of Patrick and Margaret Cardona.
- Two sport athlete who lettered twice in football and four years in lacrosse.
- Named conference MVP as a midfielder for lacrosse team his senior year.
- Commissioned as a Lieutenant in the Naval Reserves.
- Majored in economics at Navy.

PATRICK CHUNG

23 | SAFETY

HT: 5-11 | **WT:** 215 | **Born:** 8/19/1987 | **Exp. (NFL/Patriots):** 12/11
GP/GS (Playoffs): 153/122 (23/20) | **Acq:** FA-14
College: Oregon | **Hometown:** Rancho Cucamonga, Calif.

SUPER BOWLS: 14, 16, 18

CAREER TRANSACTIONS

Patrick Chung was signed by the New England Patriots as a free agent on April 3, 2014 ... Originally drafted by New England in the second round (34th overall) of the 2009 NFL Draft ... Signed by Philadelphia as an unrestricted free agent from New England (3/12/13) ... Released by Philadelphia (3/11/14).

CAREER HIGHLIGHTS

- Three-time Super Bowl champion.
- Selected to the New England Patriots 2010s All-Decade Team at safety.
- Only player in NFL history to appear in the playoffs in each of his first 11 seasons and joins Tom Brady and Matthew Slater as the only players in NFL history to play in 11 consecutive postseasons overall (2009-19).

SEASONAL REVIEWS

2020 (0/0)

- Exercised his Reserve/Opt-Out decision and will not play this season.

2019 (13/12, 1/1)

- Played in 13 regular-season games with 12 starts at safety. Posted 51 tackles and three passes defensed as part of a team that finished No. 1 in the NFL in total defense (275.9 yards per game) and scoring (14.1 points allowed per game).
- Started at safety and made one tackle before exiting the game due to injury in the AFC Wild Card loss vs. Tennessee (1/4).
- Was inactive at Washington (10/6), at N.Y. Jets (10/21) and at Philadelphia (11/17) due to injury.
- Started at safety and contributed with six total tackles and a key pass defense on a fourth-down attempt that helped lead to a Patriots field goal at the end of the first half in the season-opening victory vs. Pittsburgh (9/8).
- Contributed on defense with three tackles as part of a defensive unit that surrendered only 184 yards of total offense in the victory at Miami (9/15).
- Returned from injury and started at safety, recording a season-high seven tackles in the win vs. Dallas (11/24).

2018 (15/14, 3/3)

- Named a co-captain for the first time in his career.
- Played in 15 regular-season games with 14 starts and totaled 81 tackles, a half-sack, one interception, three passes defensed, one fumble recovery and three special teams tackles.

EXTRA POINTS

- Patrick's mother, Sophia George, was a recording artist in Jamaica. Her hit single, 'Girlie, Girlie' – a traditional reggae song, topped the charts in 1985.
- Patrick cites his Jamaican ancestry as the inspiration for his love of cooking. "I come from a Jamaican background. Food is huge," said Chung, who in 2018 helped prepare a favorite recipe of his at Davio's Northern Italian Steakhouse.

VIDEO FEATURE

- Watch Patrick's music background influence his charitable endeavors on this episode of "All Access".

- Started all three playoff contests and posted 11 tackles, one pass defensed and two special teams tackles.
- Was inactive at Detroit (9/23) due to injury.
- Made the start at safety and totaled three tackles in the first half at Jacksonville (9/16) before being ruled out for the entire second half due to injury.
- Returned from injury after missing the one game and started at safety, finishing with four total tackles as part of a secondary that held QB Ryan Tannehill to just 100 yards passing in the victory vs. Miami (9/30).
- Started at safety and was a key contributor on defense, finishing with 11 tackles, a half-sack of QB Andrew Luck and a second-quarter interception that led to a New England field goal to add to the lead before halftime of the victory vs. Indianapolis (10/4).
- Made the start at safety and finished with five tackles and a pass defensed, while also recovering a third-quarter fumble by QB Derek Anderson that led to a Patriots field goal on the ensuing possession during the win at Buffalo (10/29).
- Started at safety and finished with a season-high 13 tackles during the victory at the New York Jets (11/25).
- Made the start at safety and finished with six tackles while adding another on special teams in the AFC Divisional Playoff win vs. L.A. Chargers (1/13).
- Started at safety and made three tackles, had one pass defensed and added a special teams tackle before exiting the game due to injury early in the third quarter of the Super Bowl LIII victory vs. the Los Angeles Rams (2/3).

2017 (16/11, 3/3)

- Played all 16 regular-season games with 11 starts and finished second on the team with 78 tackles. Also tallied one

interception, nine passes defensed, two fumble recoveries and six special teams tackles. Added one punt return for zero yards and returned one kickoff for 4 yards.

- Started all three postseason contests and led the team with 20 tackles. Also totaled two tackles on special teams.
- Started at safety and tied for the team lead with eight tackles while adding a pass defensed in the victory at New Orleans (9/17). Also performed punt return duties with two fair catches and one punt returned for zero yards.
- Posted four tackles, an interception he returned 30 yards and a pass defensed in the fourth quarter of the victory at Denver (11/12).
- Started and led the team with nine tackles, while also adding a key fumble recovery late in the second quarter with the Raiders driving inside the red zone that allowed the Patriots to regain possession and add a field goal before the end of the first half to extend their lead in the 33-8 victory at Oakland (11/19) in Mexico City.
- Started at safety and finished tied for the team lead with nine tackles, while adding a fumble recovery in the victory vs. Miami (11/26). Also added a special teams tackle.
- Started at safety and finished with a team-high nine tackles, while also contributing on special teams with one tackle in Super Bowl LII vs. Philadelphia (2/4).

2016 (16/16, 3/3)

- Started all 16 regular-season games at safety and tallied 87 tackles, one sack, one interception returned for 4 yards, three passes defensed and four special teams tackles.
- Started all three playoff games and totaled 14 tackles, two passes defensed and four special teams tackles.
- Picked off QB Charlie Whitehurst in the third quarter of the win at Cleveland (10/9) for his first interception of the season and his first since 2014. Also added six tackles.
- Led the team with a season-high 10 tackles in the win at Pittsburgh (10/23), to mark his eighth career game with 10-plus tackles. Also added two passes defensed and a tackle on special teams.
- Led the team with eight tackles in the win at San Francisco (11/20). Registered his first sack of the season and first since 2011 when he sacked quarterback Colin Kaepernick for a 12-yard loss in the first quarter.
- Posted a team-high nine tackles in the win vs. Baltimore (12/12) and recovered an onside kick with just over two minutes remaining in the game to help the Patriots run out the clock and secure the win.
- Totaled four defensive tackles and two special teams tackles in the Divisional Playoff victory vs. Houston (1/14).
- Registered five total defensive tackles, two passes defensed and one special teams tackle in the Super Bowl LI victory vs. Atlanta (2/5).

2015 (15/14, 2/2)

- Played in 15 regular-season games with 14 starts and recorded 82 tackles, nine passes defensed, one forced fumble and three special teams tackles. Also returned one kickoff for 17 yards and one punt for 4 yards.
- Started both playoff games and totaled 14 tackles.
- Was inactive at N.Y. Jets (12/27) due to injury and played but did not start at Houston (12/13), while working back from injury.
- Started at safety and recorded a season-high 10 tackles on defense and two special teams tackles in the win at N.Y. Giants (11/15).
- Started at safety and recorded five tackles and one pass defensed at Denver (11/29). Also contributed on special teams, returning the first punt of his NFL career for four yards in the third quarter.
- Recorded seven tackles before leaving the game in the fourth quarter with a hip injury vs. Tennessee (12/20).
- Recorded a single-game playoff career-high nine tackles in the Divisional playoff victory vs. Kansas City (1/18).

2014 (16/15, 3/3)

- Appeared in all 16 regular-season games with 15 starts and was third on the team with 89 tackles. Also had one interception and seven passes defensed and returned seven kickoffs for 140 yards.
- Started all three postseason contests and made 10 tackles.
- Did not start vs. Miami (12/14), when the defense opened in

MULTIPLE BLOCKED KICKS

Patrick Chung is one of only 12 players since 2000 to block multiple kicks in the same game.

MULTIPLE BLOCKED KICKS IN SAME GAME

Since 2000

Player, Team	*Opp. Date*	*Tot.*	*FG*	*Punt*	*XPA*
C. Eaton, NE	@ BUF (12/17/00)	2	2	0	0
M. Wells, CHI	@ TB (9/10/00	2	2	0	0
S. Rogers, DET	@ SF (11/4/01)	2	2	0	0
S. Burton, CAR	vs. ATL (11/24/02)	2	1	0	1
K. Jenkins, CAR	@ TB (9/14/03)	2	1	0	1
R. Walker, HOU	vs. NE (11/23/03)	2	1	1	0
O. Umenyiora, NYG	vs. CAR (12/28/03)	2	0	2	0
S. Rogers, CLE	vs. CIN (10/4/09)	2	1	0	1
P. Chung, NE	**@ MIA (10/4/10)**	**2**	**1**	**1**	**0**
R. Bryant, SEA	@ CLE (10/23/11)	2	2	0	0
R. Bryant, SEA	vs. WAS (11/27/11)	2	1	0	1
R. Seymour, OAK	@ KC (12/24/11)	2	2	0	0
T. McDonald, STL	@ TB (9/14/14)	2	1	1	0

SUPER BOWL STARTER

With his start at safety in Super Bowl LIII vs. the Los Angeles Rams, Patrick Chung joined six other players in NFL history to start at least five Super Bowls.

MOST STARTS IN A SUPER BOWL

Player	*SB Starts*
Tom Brady	9
Patrick Chung	**5**
Devin McCourty	5
Matt Light	5
Cornelius Bennett	5
John Elway	5
Charles Haley	5

a special nickel package.

- Registered a season-high nine tackles vs. Kansas City (9/19).
- Recovered his first career fumble in the regular season vs. Detroit (12/8).
- Started at safety in the season opener at Miami (9/7) and recorded eight tackles. Also lined up to return kicks for the first time in his NFL career and returned his first kickoff 30 yards.
- Started at safety and led the team with nine tackles, including two for losses, in the win at Buffalo (10/12). Also returned two kickoffs for 29 yards.
- Started at safety and finished second on the team with a season-high 11 tackles at Green Bay (11/30).
- Recorded his first interception of the season when he picked off a Ryan Tannehill pass and returned it to the Dolphins 27-yard line in the win vs. Miami (12/14). Tom Brady threw a touchdown pass on the very next play. Also led the team with 10 tackles and two passes defensed.
- Posted a then single-game career playoff high seven tackles in the Divisional Playoff win vs. Baltimore (1/10).

2013 (12/10, 1/1 – PHILADELPHIA)

- Appeared in 12 regular-season games with 10 starts and compiled 56 tackles, seven passes defensed and one fumble recovery.
- Played in one postseason game vs. New Orleans (1/4) and posted four tackles.
- Was inactive due to injury at Denver (9/29), at N.Y. Giants (10/6), vs. Dallas (10/20) and vs. N.Y. Giants (10/27).

2012 (12/8, 2/0)

- Played in 12 games with eight starts, finishing the season with 56 tackles, two interceptions, five passes defensed and two special teams tackles.
- Began the season starting at safety due to injuries and the addition of Aqib Talib and finished the year in a reserve role.
- Played in a reserve role in both playoff games but did not record any statistics.
- Was inactive due to injury vs. Indianapolis (11/18), vs. Buffalo (11/11), at St. Louis (10/28) and vs. N.Y. Jets (10/21).
- Compiled a season-high eight tackles and one pass defensed in the win at Buffalo (9/30).

JOURNEY TO THE NFL

Long before Patrick Chung picked up flag football as a teen, his mother, Jamaican recording artist Sophia George, had preached about being a tough man in a song. Her hit single, "Girlie Girlie" – a traditional reggae song about poking fun at a boy who was not man enough – topped the charts in 1985. Chung is aware that despite his many talents, singing is not one of them. Chung, who possesses a great sense of pride in his unique heritage – his mother is Jamaican and his father is half Jamaican and half Chinese - was born in Jamaica and moved to California at age 12, where he started to play football as a freshman in high school. Chung went on to star at Oregon, where he holds the distinction of starting more games than any other defensive player in school history with 51 starts. He thought about turning pro as a junior, but ultimately decided to return for his senior season.

- Started at safety in the win vs. Miami (12/30) and at Jacksonville (12/23) after an injury to Aqib Talib forced Devin McCourty to shift to left cornerback.
- Tallied a single game career-high two interceptions, both coming in the fourth quarter and the second as time expired to seal the win at Jacksonville (12/23). Also posted seven tackles.

2011 (8/8, 3/3)

- Played in eight games and finished the season with 67 tackles, one sack, one interception and four passes defensed.
- Started all three playoff games including Super Bowl XLVI and made 15 tackles and defensed one pass.
- Missed eight games due to injury.
- Intercepted a pass in the end zone to end a Raiders drive and lead to a Stephen Gostkowski field goal to end the first half at Oakland (10/2).
- Led the team in tackles for the third straight week with a career high 15 at Pittsburgh (10/30), adding one pass defensed and a special teams tackle.
- Tallied six tackles and a pass defensed in Super Bowl XLVI vs. N.Y. Giants (2/5).

2010 (14/13, 1/1)

- Played in 14 games with 13 starts and finished the season with a career-high three interceptions - one of which he returned for a touchdown - and career-best 89 tackles (second on the team) and nine passes defended.
- Was inactive vs. Minnesota (10/13) and at Cleveland (11/7) due to injury.
- Made his first career playoff start vs. N.Y. Jets (1/16).
- Led the team with 14 tackles at N.Y. Jets (9/19).
- In his third start of the season vs. Buffalo (9/26), intercepted a Ryan Fitzpatrick pass in the end zone and returned it 26 yards.
- Recorded his first blocked punt and blocked field goal at Miami (10/4), and became the first player to block a punt and field goal in the same game since Houston's Ramon Walker vs. New England (11/23/03). Blocked a second half punt to give the Patriots a first down at the Miami 15-yard line to set up a 12-yard TD run by BenJarvus Green-Ellis. He also blocked a 53-yard field goal attempt in the fourth quarter that was recovered and returned for a touchdown by Kyle Arrington.
- Recorded his first interception return for a touchdown when he picked off a Chad Henne pass in the fourth quarter and returned it 51 yards for a TD at Miami (10/4). He registered seven tackles and one special teams tackle in the game.
- Was dominant in his return to action after missing two games with an injury, leading the team with 10 tackles and one special teams tackle and recording one pass defensed in a 39-26 win at Pittsburgh (11/14).
- Recorded his career-high third interception of the season in the second quarter at Buffalo (12/26), which he returned 19 yards to help set up a touchdown for a 24-3 halftime lead in a 34-3 win.

2009 (16/1, 1/0)

- Played in 16 games with one start and finished the season with 26 total tackles, two sacks, one interception, one pass defensed and 13 special teams tackles.
- Recorded his first career interception in the Patriots 59-0 victory vs. Tennessee (10/18), picking off a Vince Young pass in the fourth quarter.
- Registered his first career sack at Tampa Bay (10/25) in the Patriots 35-7 win at London's Wembley Stadium, dropping Josh Johnson for a 5-yard loss in the second quarter.
- Made his first career start at Indianapolis (11/15), in a nickel defense.

COLLEGE

- Started in all 51 games in which he appeared at Oregon and finished his career as the program's fourth-best tackler (384), which ranks first in school annals among non-linebackers.
- Registered nine career interceptions for 107 yards and one touchdown.
- Twice named Oregon's special teams player of the year and a first-team All-Pac-10 special teams honoree.
- Participated in more than 100 plays in a game on four occasions.
- Finished his senior campaign as the team's third-leading tackler (92) and recorded one interception, which he returned 31 yards for a touchdown.
- Recorded a team-leading 117 tackles, the highest total by an Oregon defensive back in 13 seasons, and was named a second-team All-America honoree as a junior.
- As a sophomore, he helped stabilize a young secondary that completed the regular season ranked 10th in the country in pass defense.
- Earned first-team freshman All-America honors by *The Sporting News* and Rivals.com, and was also picked as the Pac-10's defensive freshman of the year by *Sporting News*.
- Following his freshman season, was the recipient of the school's Len Casanova Award as the program's top newcomer.
- Redshirted as a freshman after arriving on campus at the age of 16.

PERSONAL

- Patrick Christopher Chung was born on Aug. 19, 1987, in Kingston, Jamaica, to Sophia George-Chung and Ronald Chung and has seven siblings.
- Attended Rancho Cucamonga High School and excelled at wide receiver and free safety.
- Chung possesses a great sense of pride in his unique heritage. His mother is Jamaican and his father is half Jamaican and half Chinese. Patrick was born in Jamaica and moved to California at age 12 and started playing football as a freshman in high school.
- Has a son, Taj James Chung, born Sept. 18, 2010.
- Majored in political science at Oregon.

PATRICK CHUNG **STATISTICS**

POS: S HT: 5-11 WT: 215 LBS YEAR: 12TH ACQ: FA-14 COLLEGE: OREGON BORN: 8/19/87

REGULAR SEASON DEFENSIVE STATISTICS

			TACKLES					*INTERCEPTIONS*					*MISCELLANEOUS*					
Year	*Team*	*G/S*	*TT*	*UT*	*A*	*S*	*YDS*	*NO*	*YDS*	*AVG*	*LG*	*TD*	*PD*	*FF*	*FR*	*YDS*	*TD*	*SPT*
2009	Patriots	16/1	26	19	7	2.0	13.0	1	2	2.0	2	0	1	0	0	0	0	13
2010	Patriots	14/13	89	67	22	0.0	0.0	3	96	32.0	51t	1	9	0	0	0	0	8
2011	Patriots	8/8	67	39	28	1.0	3.0	1	0	0.0	0	0	4	0	0	0	0	2
2012	Patriots	12/8	53	32	21	0.0	0.0	2	27	0.0	0	0	5	0	0	0	0	1
2013	Eagles	12/10	56	36	20	0.0	0.0	0	0	0.0	0	0	3	0	1	0	0	2
2014	Patriots	16/15	89	54	35	0.0	0.0	1	10	10.0	10	0	8	0	0	0	0	0
2015	Patriots	15/14	82	50	32	0.0	0.0	0	0	0.0	0	0	9	1	0	0	0	3
2016	Patriots	16/16	87	48	39	1.0	12.0	1	4	4.0	0	0	3	0	1	0	0	4
2017	Patriots	16/11	78	67	11	0.0	0.0	1	30	30.0	30	0	9	0	2	0	0	6
2018	Patriots	15/14	81	51	30	0.5	5.0	1	2	0.0	0	0	3	0	1	0	0	3
2019	Patriots	13/12	51	38	13	0.0	0.0	0	0	0.0	0	0	3	0	0	0	0	0
2020	Patriots	0/0			Reserve/Opt-Out													
Totals – 11 Years		**153/122**	**759**	**501**	**258**	**4.5**	**33.0**	**11**	**171**	**16.9**	**51t**	**1**	**57**	**1**	**5**	**0**	**0**	**42**

Additional Statistics: 2010: 1 Blocked FG Attempt at Miami (10/4/10), 1 Blocked Punt at Miami (10/4/10); 2014: 7 Kickoff Returns for 140 Yards; 2015: 1 Kickoff Return for 17 Yards vs. Miami (10/29/15), 1 Punt Return for 4 Yards at Denver (11/29/15); 2016: 1 Punt Return for 7 Yards vs. Baltimore (12/12/16), 1 Special Teams Fumble Recovery vs. L.A. Rams (12/4/16). 2017: 1 Kickoff Return for 4 Yards vs. N.Y. Jets (12/31/17).

PATRICK CHUNG **STATISTICS** (CONT.)

POSTSEASON DEFENSIVE STATISTICS

			TACKLES					*INTERCEPTIONS*					*MISCELLANEOUS*					
Year	*Team*	*G/S*	*TT*	*UT*	*A*	*S*	*YDS*	*NO*	*YDS*	*AVG*	*LG*	*TD*	*PD*	*FF*	*FR*	*YDS*	*TD*	*SPT*
2009	Patriots	1/0	0	0	0	0.0	0.0	0	0	0.0	0	0	0	0	0	0	0	0
2010	Patriots	1/1	4	4	0	0.0	0.0	0	0	0.0	0	0	0	0	1	0	0	0
2011	Patriots	3/3	15	5	10	0.0	0.0	0	0	0.0	0	0	1	0	0	0	0	0
2012	Patriots	2/0	0	0	0	0.0	0.0	0	0	0.0	0	0	0	0	0	0	0	0
2013	Eagles	1/1	4	4	0	0.0	0.0	0	0	0.0	0	0	0	0	0	0	0	0
2014	Patriots	3/3	10	8	2	0.0	0.0	0	0	0.0	0	0	0	0	0	0	0	0
2015	Patriots	2/2	14	8	6	0.0	0.0	0	0	0.0	0	0	0	0	0	0	0	0
2016	Patriots	3/3	14	6	8	0.0	0.0	0	0	0.0	0	0	2	0	0	0	0	4
2017	Patriots	3/3	20	13	7	0.0	0.0	0	0	0.0	0	0	0	0	0	0	0	2
2018	Patriots	3/3	11	6	5	0.0	0.0	0	0	0.0	0	0	1	0	0	0	0	2
2019	Patriots	1/1	1	0	1	0.0	0.0	0	0	0.0	0	0	0	0	0	0	0	0
Totals – 11 Years		**23/20**	**93**	**54**	**39**	**0.0**	**0.0**	**0**	**0**	**0.0**	**0**	**0**	**4**	**0**	**1**	**0**	**0**	**8**

Additional Statistics: 1 Rush for 0 Yards on a Fake Punt vs. N.Y. Jets (1/16/11); 1 Punt Return for -1 Yards vs. Atlanta (2/5/17).

CHUNG'S CAREER **GAME-BY-GAME**

2009	*OPPONENT*	*P/S*	*TT*	*UT*	*A*	*S*	*YDS*	*INT*	*YDS*	*PD*	*FF*	*FR*	*SPT*
09/14	Buffalo	p	-	-	-	-	-	-	-	-	-	-	2
09/20 at	N.Y. Jets	p	-	-	-	-	-	-	-	-	-	-	1
09/27	Atlanta	p	-	-	-	-	-	-	-	-	-	-	3
10/04	Baltimore	p	-	-	-	-	-	-	-	-	-	-	-
10/11 at	Denver	p	-	-	-	-	-	-	-	-	-	-	-
10/18	Tennessee	p	4	3	1	-	-	1	2	1	-	-	1
10/25 at	Tampa Bay	p	6	5	1	1.0	5.0	-	-	-	-	-	-
11/08	Miami	p	5	3	2	1.0	8.0	-	-	-	-	-	-
11/15 at	Indianapolis	S	4	4	0	-	-	-	-	-	-	-	1
11/22	N.Y. Jets	p	1	0	1	-	-	-	-	-	-	-	-
11/30 at	New Orleans	S	1	0	1	-	-	-	-	-	-	-	1
12/06 at	Miami	p	3	3	0	-	-	-	-	-	-	-	-
12/13	Carolina	p	2	1	1	-	-	-	-	-	-	-	-
12/20 at	Buffalo	p	-	-	-	-	-	-	-	-	-	-	-
12/27	Jacksonville	p	-	-	-	-	-	-	-	-	-	-	2
01/03 at	Houston	p	-	-	-	-	-	-	-	-	-	-	2
2009 Totals		**16/1**	**26**	**19**	**7**	**2.0**	**13.0**	**1**	**2**	**1**	**0**	**0**	**13**
01/10	Baltimore	p	-	-	-	-	-	-	-	-	-	-	-
2009 Postseason		**1/0**	**0**	**0**	**0**	**0.0**	**0.0**	**0**	**0**	**0**	**0**	**0**	**0**

2010	*OPPONENT*	*P/S*	*TT*	*UT*	*A*	*S*	*YDS*	*INT*	*YDS*	*PD*	*FF*	*FR*	*SPT*
09/12	Cincinnati	S	9	5	4	-	-	-	-	-	-	-	-
09/19 at	N.Y. Jets	S	14	9	5	-	-	-	-	-	-	-	1
09/26	Buffalo	S	6	6	0	-	-	1	26	1	-	-	-
10/04 at	Miami	S	7	5	2	-	-	1	51	1	-	-	1
10/17	Baltimore	S	8	6	2	-	-	-	-	-	-	-	-
10/24 at	San Diego	S	1	1	0	-	-	-	-	-	-	-	-
10/31	Minnesota					Inactive							
11/07 at	Cleveland					Inactive							
11/14 at	Pittsburgh	S	10	8	2	-	-	-	-	1	-	-	-
11/21	Indianapolis	S	5	4	1	-	-	-	-	1	-	-	1
11/25 at	Detroit	S	7	6	1	-	-	-	-	2	-	-	-
12/06	N.Y. Jets	p	2	2	0	-	-	-	-	-	-	-	-
12/12 at	Chicago	S	6	4	2	-	-	-	-	-	-	-	-
12/19	Green Bay	S	7	4	3	-	-	-	-	-	-	-	2
12/26 at	Buffalo	S	6	6	0	-	-	1	19	2	-	-	1
01/02	Miami	S	1	1	0	-	-	-	-	1	-	-	2
2010 Totals		**14/13**	**89**	**67**	**22**	**0.0**	**0.0**	**3**	**96**	**9**	**0**	**0**	**8**
01/16	N.Y. Jets	1/1	4	4	0	-	-	-	-	-	-	-	-
2010 Postseason		**1/1**	**4**	**4**	**0**	**0.0**	**0.0**	**0**	**0**	**0**	**0**	**0**	**0**

2011	*OPPONENT*	*P/S*	*TT*	*UT*	*A*	*S*	*YDS*	*INT*	*YDS*	*PD*	*FF*	*FR*	*SPT*
09/12 at	Miami	S	9	9	0	1.0	3.0	-	-	1	-	-	1
09/18	San Diego	S	5	4	1	-	-	-	-	-	-	-	-
09/25 at	Buffalo					Inactive							
10/02 at	Oakland	S	3	1	2	-	-	1	0	1	-	-	-
10/09	N.Y. Jets	S	9	3	6	-	-	-	-	-	-	-	-
10/16	Dallas	S	12	6	6	-	-						
10/30 at	Pittsburgh	S	15	10	5	-	-	-	-	1	-	-	1
11/06	N.Y. Giants	S	7	5	2	-	-	-	-	1	-	-	-
11/13 at	N.Y. Jets					Inactive							
11/21	Kansas City					Inactive							
11/27 at	Philadelphia					Inactive							
12/04	Indianapolis					Inactive							
12/11 at	Washington					Inactive							
12/18 at	Denver					Inactive							
12/24	Miami					Inactive							
01/02	Buffalo	S	7	1	6	-	-	-	-	-	-	-	-
2011 Totals		**8/8**	**67**	**39**	**28**	**1.0**	**3.0**	**1**	**0**	**4**	**0**	**0**	**2**
01/14	Denver	S	4	1	3	-	-	-	-	-	-	-	-
01/22	Baltimore	S	5	2	3	-	-	-	-	-	-	-	-
02/05	N.Y. Giants	S	6	2	4	-	-	-	-	1	-	-	-
2011 Postseason		**3/3**	**15**	**5**	**10**	**0.0**	**0.0**	**0**	**0**	**1**	**0**	**0**	**0**

2012	*OPPONENT*	*P/S*	*TT*	*UT*	*A*	*S*	*YDS*	*INT*	*YDS*	*PD*	*FF*	*FR*	*SPT*
09/09 at	Tennessee	S	5	4	1	-	-	-	-	-	-	-	-
09/16	Arizona	S	6	3	3	-	-	-	-	1	-	-	-
09/23 at	Baltimore	S	5	3	2	-	-	-	-	-	-	-	1
09/30 at	Buffalo	S	8	3	5	-	-	-	-	1	-	-	-
10/07	Denver	S	7	3	4	-	-	-	-	-	-	-	-
10/14 at	Seattle	S	4	3	1	-	-	-	-	-	-	-	-
10/21	N.Y. Jets					Inactive							
10/28 at	St. Louis					Inactive							
11/11	Buffalo					Inactive							
11/18	Indianapolis					Inactive							
11/22 at	N.Y. Jets	p	4	3	1	-	-	-	-	-	-	-	-
12/02 at	Miami	p	0	0	0	-	-	-	-	-	-	-	-
12/10	Houston	p	2	1	1	-	-	-	-	-	-	-	-
12/16	San Francisco	p	2	1	1	-	-	-	-	-	-	-	1
12/23 at	Jacksonville	S	7	5	2	-	-	2	27	2	-	-	-
12/30	Miami	S	3	3	0	-	-	-	-	1	-	-	-
2012 Totals		**12/8**	**53**	**32**	**21**	**0.0**	**0.0**	**2**	**27**	**5**	**0**	**0**	**2**
01/13	Houston	p	0	0	0	-	-	-	-	-	-	-	-
01/20	Baltimore	p	0	0	0	-	-	-	-	-	-	-	-
2012 Postseason		**2/0**	**0**	**0**	**0**	**0.0**	**0.0**	**0**	**0**	**0**	**0**	**0**	**0**

2013	*OPPONENT*	*P/S*	*TT*	*UT*	*A*	*S*	*YDS*	*INT*	*YDS*	*PD*	*FF*	*FR*	*SPT*
09/09 at	Washington	S	7	3	4	-	-	-	-	-	-	-	-
09/15	San Diego	S	7	5	2	-	-	-	-	-	-	-	-
09/19	Kansas City	S	9	4	5	-	-	-	-	-	-	-	-
09/29 at	Denver					Inactive							
10/06 at	N.Y. Giants					Inactive							
10/13 at	Tampa Bay	S	3	2	1	-	-	-	-	1	-	-	-

CHUNG'S CAREER **GAME-BY-GAME** (CONT.)

10/20		Dallas						Inactive								
10/27		N.Y. Giants						Inactive								
11/03	at	Oakland	p	3	2	1	-	-	-	-	1	-	-	-
11/10	at	Green Bay	p	3	2	1	-	-	-	-	2	-	-	-
11/17		Washington	S	8	5	3	-	-	-	-	-	-	-	-
12/01		Arizona	S	1	0	1	-	-	-	-	1	-	-	-
12/08		Detroit	S	4	3	1	-	-	-	-	-	-	1	-
12/15	at	Minnesota	S	6	5	1	-	-	-	-	-	-	-	-
12/22		Chicago	S	2	2	0	-	-	-	-	1	-	-	-
12/29	at	Dallas	S	5	4	1	-	-	-	-	1	-	-	-
2013 Totals				**12/10**	**56**	**36**	**20**	**0.0**	**0.0**	**0**	**0**	**7**	**0**	**1**	**0**
01/20		New Orleans	S	4	3	1	-	-	-	-	-	-	-	-
2013 Postseason				**2/0**	**4**	**3**	**1**	**0.0**	**0.0**	**0**	**0**	**0**	**0**	**0**	**0**

2014		*OPPONENT*	*P/S*	*TT*	*UT*	*A*	*S*	*YDS*	*INT*	*YDS*	*PD*	*FF*	*FR*	*SPT*
09/07	at	Miami	S	8	4	4	-	-	-	-	-	-	-	-
09/14	at	Minnesota	S	3	2	1	-	-	-	-	-	-	-	-
09/21		Oakland	S	2	1	1	-	-	-	-	1	-	-	-
09/29	at	Kansas City	S	2	2	0	-	-	-	-	-	-	-	-
10/05		Cincinnati	S	6	4	2	-	-	-	-	-	-	-	-
10/12	at	Buffalo	S	9	5	4	-	-	-	-	-	-	-	-
10/16		N.Y. Jets	S	8	4	4	-	-	-	-	-	-	-	-
10/26		Chicago	S	6	3	3	-	-	-	-	-	-	-	-
11/02		Denver	S	8	6	2	-	-	-	-	3	-	-	-
11/16	at	Indianapolis	S	2	1	1	-	-	-	-	-	-	-	-
11/23		Detroit	S	6	4	2	-	-	-	-	1	-	-	-
11/30	at	Green Bay	S	11	8	3	-	-	-	-	-	-	-	-
12/07	at	San Diego	S	1	1	0	-	-	-	-	-	-	-	-
12/14		Miami	p	10	5	5	-	-	1	10	2	-	-	-
12/21	at	N.Y. Jets	S	5	3	2	-	-	-	-	-	-	-	-
12/28		Buffalo	S	2	1	1	-	-	-	-	-	-	-	-
2014 Totals				**16/16**	**89**	**54**	**35**	**0.0**	**0.0**	**1**	**10**	**7**	**0**	**0**	**0**
01/10		Baltimore	S	7	5	2	-	-	-	-	-	-	-	-
01/18		Indianapolis	S	2	2	0	-	-	-	-	-	-	-	-
02/01		Seattle	S	1	1	0	-	-	-	-	-	-	-	-
2014 Postseason				**3/3**	**10**	**8**	**2**	**0.0**	**0.0**	**0**	**0**	**0**	**0**	**0**	**0**

2015		*OPPONENT*	*P/S*	*TT*	*UT*	*A*	*S*	*YDS*	*INT*	*YDS*	*PD*	*FF*	*FR*	*SPT*
09/10		Pittsburgh	S	5	3	2	-	-	-	-	-	-	-	-
09/20	at	Buffalo	S	3	2	1	-	-	-	-	-	-	-	-
09/27		Jacksonville	S	1	1	0	-	-	-	-	-	-	-	1
10/11	at	Dallas	S	7	5	2	-	-	-	-	1	-	-	-
10/18	at	Indianapolis	S	4	4	0	-	-	-	-	-	-	-	-
10/25		N.Y. Jets	S	8	5	3	-	-	-	-	2	-	-	-
10/29		Miami	S	4	1	3	-	-	-	-	1	-	-	-
11/08		Washington	S	3	1	2	-	-	-	-	1	-	-	2
11/15	at	N.Y. Giants	S	10	4	6	-	-	-	-	-	-	-	-
11/23		Buffalo	S	5	3	2	-	-	-	-	1	-	-	-
11/29	at	Denver	S	5	3	2	-	-	-	-	1	-	-	-
12/06		Philadelphia	S	6	4	2	-	-	-	-	1	1	-	-
12/13	at	Houston	p	8	5	3	-	-	-	-	1	-	-	-
12/20		Tennessee	S	7	5	2	-	-	-	-	-	-	-	-
12/27	at	N.Y. Jets						Inactive						
01/03	at	Miami	S	6	4	2	-	-	-	-	-	-	-	-
2015 Totals				**15/14**	**82**	**50**	**32**	**0.0**	**0.0**	**0**	**0**	**9**	**0**	**0**	**3**
01/16		Kansas City	S	9	5	4	-	-	-	-	-	-	-	-
01/24	at	Denver	S	5	3	2	-	-	-	-	-	-	-	-
2015 Postseason				**2/2**	**14**	**8**	**6**	**0.0**	**0.0**	**0**	**0**	**0**	**0**	**0**	**0**

2016		*OPPONENT*	*P/S*	*TT*	*UT*	*A*	*S*	*YDS*	*INT*	*YDS*	*PD*	*FF*	*FR*	*SPT*
09/11	at	Arizona	S	5	2	3	-	-	-	-	-	-	-	1
09/18		Miami	S	6	6	0	-	-	-	-	-	-	-	-
09/22		Houston	S	4	3	1	-	-	-	-	-	-	-	-
10/02		Buffalo	S	5	1	4	-	-	-	-	-	-	-	-
10/09	at	Cleveland	S	6	4	2	-	-	1	4	1	-	-	1
10/16		Cincinnati	S	5	2	3	-	-	-	-	-	-	-	-
10/23	at	Pittsburgh	S	10	6	4	-	-	-	-	2	-	-	1
10/30	at	Buffalo	S	5	4	1	-	-	-	-	-	-	-	-
11/13		Seattle	S	6	5	1	-	-	-	-	-	-	-	-
11/20	at	San Francisco	S	8	6	2	1.0	12.0	-	-	-	-	-	1
11/27	at	N.Y. Jets	S	5	1	4	-	-	-	-	-	-	-	-
12/04		Los Angeles	S	4	0	4	-	-	-	-	-	-	-	-
12/12		Baltimore	S	9	4	5	-	-	-	-	-	-	-	-
12/18	at	Denver	S	2	2	0	-	-	-	-	-	-	-	-
12/24		N.Y. Jets	S	4	1	3	-	-	-	-	-	-	-	-
01/01	at	Miami	S	3	1	2	-	-	-	-	-	-	-	-
2016 Totals				**16/16**	**87**	**48**	**39**	**1.0**	**12.0**	**1**	**4**	**3**	**0**	**0**	**4**
01/14		Houston	S	4	1	3	-		-	-	-	-	-	2
01/22		Pittsburgh	S	5	1	4	-		-	-	-		-	1
02/05		Atlanta	S	5	4	1	-		-	-	2	-	-	1
2016 Postseason				**3/3**	**14**	**6**	**8**	**0.0**	**0.0**	**0**	**0**	**2**	**0**	**0**	**4**

2017		*OPPONENT*	*P/S*	*TT*	*UT*	*A*	*S*	*YDS*	*INT*	*YDS*	*PD*	*FF*	*FR*	*SPT*
09/07		Kansas City	S	2	2	0	-	-	-	-	-	-	-	1
09/17	at	New Orleans	S	8	7	1	-	-	-	-	1	-	-	-
09/24		Houston	p	2	2	0	-	-	-	-	-	-	-	-
10/01		Carolina	S	6	5	1	-	-	-	-	-	-	-	1
10/05	at	Tampa Bay	S	3	2	1	-	-	-	-	3	-	-	-
10/15	at	N.Y. Jets	p	5	4	1	-	-	-	-	-	-	-	1
10/22		Atlanta	p	5	4	1	-	-	-	-	-	-	-	1
10/29		L.A. Chargers	p	2	1	1	-	-	-	-	-	-	-	-
11/12	at	Denver	p	4	4	0	-	-	1	30	1	-	-	-
11/19	at	Oakland	S	9	8	1	-	-	-	-	-	-	1	-
11/26		Miami	S	9	8	1	-	-	-	-	-	-	1	1
12/03	at	Buffalo	S	4	4	0	-	-	-	-	-	-	-	-
12/11	at	Miami	S	7	6	1	-	-	-	-	1	-	-	-
12/17	at	Pittsburgh	S	4	4	0	-	-	-	-	1	-	-	1
12/24		Buffalo	S	6	4	2	-	-	-	-	2	-	-	-
12/31		N.Y. Jets	S	2	2	0	-	-	-	-	-	-	-	-
2017 Totals				**16/11**	**78**	**67**	**11**	**0.0**	**0.0**	**1**	**30**	**9**	**0**	**2**	**6**
01/13		Tennessee	S	4	2	2	-	-	-	-	-	-	-	1
01/21		Jacksonville	S	7	5	2	-	-	-	-	-	-	-	-
02/04		Philadelphia	S	9	6	3	-	-	-	-	-	-	-	1
2017 Postseason				**3/3**	**20**	**13**	**7**	**0.0**	**0.0**	**0**	**0**	**0**	**0**	**0**	**2**

2018		*OPPONENT*	*P/S*	*TT*	*UT*	*A*	*S*	*YDS*	*INT*	*YDS*	*PD*	*FF*	*FR*	*SPT*
09/09		Houston	S	4	3	1	-	-	-	-	-	-	-	-
09/16	at	Jacksonville	S	3	3	0	-	-	-	-	-	-	-	-
09/23	at	Detroit						Inactive						
09/30		Miami	S	4	1	3	-	-	-	-	-	-	-	-
10/04		Indianapolis	S	11	3	8	0.5	5.0	1	2	1	-	-	-
10/14		Kansas City	S	2	2	0	-	-	-	-	-	-	-	2
10/21	at	Chicago	S	7	7	0	-	-	-	-	1	-	-	-
10/29	at	Buffalo	S	5	5	0	-	-	-	-	1	-	1	-
11/04		Green Bay	S	6	3	3	-	-	-	-	-	-	-	-
11/11	at	Tennessee	S	4	2	2	-	-	-	-	-	-	-	-
11/25	at	N.Y. Jets	S	13	7	6	-	-	-	-	-	-	-	-
12/02		Minnesota	S	3	2	1	-	-	-	-	-	-	-	-
12/09	at	Miami	p	4	2	2	-	-	-	-	-	-	-	-
12/16	at	Pittsburgh	S	6	5	1	-	-	-	-	-	-	-	-
12/23		Buffalo	S	7	5	2	-	-	-	-	-	-	-	-
12/30		N.Y. Jets	S	2	1	1	-	-	-	-	-	-	-	1
2018 Totals				**15/14**	**81**	**51**	**30**	**0.5**	**5.0**	**1**	**2**	**3**	**0**	**1**	**3**
01/13		L.A. Chargers	S	6	4	2	-	-	-	-	-	-	-	1
01/20	at	Kansas City	S	2	1	1	-	-	-	-	-	-	-	-
02/03		L.A. Rams	S	3	1	2	-	-	-	-	1	-	-	1
2018 Postseason				**3/3**	**11**	**6**	**5**	**0.0**	**0.0**	**0**	**0**	**1**	**0**	**0**	**2**

2019		*OPPONENT*	*P/S*	*TT*	*UT*	*A*	*S*	*YDS*	*INT*	*YDS*	*PD*	*FF*	*FR*	*SPT*
09/08		Pittsburgh	S	6	4	2	-	-	-	-	1	-	-	-
09/15	at	Miami	p	2	2	0	-	-	-	-	-	-	-	-
09/22		N.Y. Jets	S	5	3	2	-	-	-	-	-	-	-	-
09/29	at	Buffalo	S	4	4	0	-	-	-	-	-	-	-	-
10/06	at	Washington						Inactive						
10/10		N.Y. Giants	S	0	0	0	-	-	-	-	-	-	-	-
10/21	at	N.Y. Jets						Inactive						
10/27		Cleveland	S	2	2	0	-	-	-	-	1	-	-	-
11/03	at	Baltimore	S	3	2	1	-	-	-	-	-	-	-	-
11/17	at	Philadelphia						Inactive						
11/24		Dallas	S	7	4	3	-	-	-	-	-	-	-	-
12/01	at	Houston	S	5	2	3	-	-	-	-	-	-	-	-
12/08		Kansas City	S	5	4	1	-	-	-	-	-	-	-	-
12/15	at	Cincinnati	S	2	2	0	-	-	-	-	-	-	-	-
12/21		Buffalo	S	5	4	1	-	-	-	-	-	-	-	-
12/29		Miami	S	5	5	0	-	-	-	-	1	-	-	-
2019 Totals				**13/12**	**51**	**38**	**13**	**0.0**	**0.0**	**0**	**0**	**3**	**0**	**0**	**0**
01/04		Tennessee	S	1	0	1	-	-	-	-	-	-	-	-
2019 Postseason				**1/1**	**1**	**0**	**1**	**0.0**	**0.0**	**0**	**0**	**0**	**0**	**0**	**0**

BRANDON COPELAND

52 | LINEBACKER

HT: 6-3 | **WT:** 255 | **Born:** 7/2/1991 | **Exp. (NFL/Patriots):** 6/1
GP/GS (Playoffs): 61/15 (1/0) | **Acq:** UFA (NYJ)-20
College: Pennsylvania | **Hometown:** Sykesville, Md.

CAREER TRANSACTIONS

Brandon Copeland was signed by the New England Patriots as an unrestricted free agent from N.Y. Jets on March 25, 2020 ... Originally signed by Baltimore as a rookie free agent (5/3/13) ... Released by Baltimore (8/30/13) ... Signed by Baltimore to the practice squad (9/2/13) ... Released by Baltimore from the practice squad (9/25/13) ... Signed by Tennessee to the practice squad (10/8/13) ... Released by Tennessee from the practice squad (11/5/13) ... Signed by Tennessee to the practice squad (11/12/13) ... Released by Tennessee (8/30/14) ... signed by Tennessee to the practice squad (9/1/14) ... Released by Tennessee from the practice squad (9/16/14) ... Signed by Detroit as a free agent (4/7/15) ... Signed by N.Y. Jets as a free agent (3/20/18) ... Re-signed by N.Y. Jets as an unrestricted free agent (3/25/19).

SEASONAL REVIEWS

2020 (1/1)

- Started at linebacker in the win over Miami (9/13) and registered three tackles.

2019 (12/3 – N.Y. JETS)

- Appeared in 12 games with three starts and notched 35 tackles, 1½ sacks, one forced fumble, two passes defensed and five special teams tackles.
- Missed first four games of the season due to NFL suspension.
- Recorded and season-high eight tackles and one sack at Miami (11/3).
- Posted two tackles and two passes defensed vs. Pittsburgh (12/22).

2018 (16/10 – N.Y. JETS)

- Played in all 16 games with 10 starts and logged 34 tackles, a career-high five sacks, two passes defensed and one special teams tackle.
- Became the fifth former Ivy League player to record a five-plus sack season.
- Totaled a season-high five tackles vs. Minnesota (10/21).

2017 (0/0 – DETROIT)

- Suffered an injury in the preseason and missed the season after being placed on injured reserve.

2016 (16/1, 1/0 – DETROIT)

- Appeared in all 16 regular-season games with one start and finished the season with 11 tackles, one forced fumble and five special teams tackles.
- Made two tackles and notched first career forced fumble vs. Washington (10/23).
- Recorded the first start of his career at Houston (10/30) and made one tackle.

2015 (16/0 – DETROIT)

- Saw action in all 16 games on defense and special teams.
- Registered eight tackles and a half-sack on defense and six tackles on special teams.

2014 (0/0 – TENNESSEE)

- Went to training camp with Tennessee and spent part of the season on the Titans practice squad before being released.

2013 (0/0 – BALTIMORE/TENNESSEE)

- Originally signed by Baltimore as a rookie free agent and spent part of the season on the Baltimore practice squad before finishing the season on Tennessee's practice squad.

EXTRA POINTS

- Copeland's grandfather, Roy Hilton, played 11 seasons in the NFL at defensive end with the Baltimore Colts (1965-73), New York Giants (1974) and Atlanta Falcons (1975).
- Copeland interned at investment bank UBS during summer breaks in college and has since returned to Penn to teach a financial literacy seminar called "Life 101."

COLLEGE

- Three-time Ivy League champion (2009, 10 & 12) and three-time first-team All-Ivy (2010-12).
- Finished collegiate career with 160 tackles, 26.5 tackles for loss, 11 sacks, four pass breakups, four forced fumbles, two fumble recoveries, a blocked kick, one INT, a touchdown and a safety.
- Named Ivy League Co-Defensive Player of the week (11/12/12), NCAA National Defensive Player of the Week (11/13/12), 2011 Lindy's Preseason Second-Team All-America and 2011 College Sports Madness Preseason Third-Team All-America.

PERSONAL

- Graduated from the University of Pennsylvania's Wharton School in 2013.
- Returned to his alma mater in the 2019 offseason to teach a seminar course he created called "Life 101."
- Grandfather Roy Hilton played 11 years in the NFL.
- Son of Angela Hilton-Copeland and Jerry Copeland.

BRANDON COPELAND **STATISTICS**

POS: LB HT: 6-3 WT: 255 LBS YEAR: 6TH ACQ: UFA (NYJ)-20 COLLEGE: PENNSYLVANIA BORN: 7/2/1991

REGULAR SEASON DEFENSIVE STATISTICS

			TACKLES					INTERCEPTIONS						MISCELLANEOUS				
Year	*Team*	*G/S*	*TT*	*UT*	*A*	*S*	*YDS*	*NO*	*YDS*	*AVG*	*LG*	*TD*	*PD*	*FF*	*FR*	*YDS*	*TD*	*SPT*
2013	Ravens/Titans					Practice Squad												
2014	Titans					Practice Squad												
2015	Lions	16/0	8	6	2	0.5	0.0	0	0	0.0	0	0	0	0	0	0	0	6
2016	Lions	16/1	11	7	4	0.0	0.0	0	0	0.0	0	0	0	1	0	0	0	5
2017						Injured Reserve												
2018	Jets	16/10	34	23	11	5.0	39.0	0	0	0.0	0	0	2	0	0	0	0	1
2019	Jets	12/3	35	22	13	1.5	8.5	0	0	0.0	0	0	2	1	0	0	0	5
2020	Patriots	1/1	3	1	2	0.0	0.0	0	0	0.0	0	0	0	0	0	0	0	0
Totals – 6 Years		**61/15**	**91**	**59**	**32**	**7.0**	**47.5**	**0**	**0**	**0.0**	**0**	**0**	**4**	**2**	**0**	**0**	**0**	**17**

POSTSEASON DEFENSIVE STATISTICS

			TACKLES					INTERCEPTIONS						MISCELLANEOUS				
Year	*Team*	*G/S*	*TT*	*UT*	*A*	*S*	*YDS*	*NO*	*YDS*	*AVG*	*LG*	*TD*	*PD*	*FF*	*FR*	*YDS*	*TD*	*SPT*
2016	Lions	1/0	0	0	0	0.0	0.0	0	0	0.0	0	0	0	0	0	0	0	0
Totals – 1 Year		**1/0**	**0**	**0**	**0**	**0.0**	**0.0**	**0**	**0**	**0.0**	**0**	**0**	**0**	**0**	**0**	**0**	**0**	**0**

BYRON **COWART**

99 | DEFENSIVE LINE

HT: 6-3 | **WT:** 300 | **Born:** 5/20/1996 | **Exp. (NFL/Patriots):** 2/2
GP/GS (Playoffs): 6/1 (0/0) | **Acq:** D5a-19 (159th)
College: Maryland | **Hometown:** Tampa, Fla.

PRONOUNCED COW-ert

CAREER TRANSACTIONS

Byron Cowart was drafted by the New England Patriots in the fifth round (159th overall) of the 2019 NFL Draft.

SEASONAL REVIEWS

2020 (1/1)

- Made his first career start in the season-opening victory over Miami (9/13) and made two tackles.

2019 (5/0, 0/0)

- Appeared as a reserve for five regular-season games as a rookie and made two tackles.
- Was inactive for 11 regular-season contests and the AFC Wild Card loss vs. Tennessee (1/4).
- Made his NFL debut in a reserve role on the defensive line and finished with one tackle in the win at Miami (9/15).

COLLEGE

- Began his collegiate career at Auburn for two years before transferring to Maryland for his senior season.
- Sat out FBS his junior season while enrolled at Hillsborough Community College.
- Started all 12 games on the defensive line as a senior at Maryland and totaled 38 tackles on the season to go with five tackles for loss and two interceptions.
- Played in 10 games at defensive end as a sophomore at Auburn, totaling six tackles.
- As a true freshman in 2015, he was in a rotation at defensive end at Auburn. Played in every game, totaling six tackles.

PERSONAL

- Led the Armwood Hawks to the state championship game as a junior and senior.
- Finished with 185 career tackles and 29 sacks.
- Florida Class 6A player of the year as a senior.
- Was also a basketball and track letterman.

BYRON COWART **STATISTICS**

POS: DL HT: 6-3 WT: 300 LBS YEAR: 2ND ACQ: D5a-19 (159TH) COLLEGE: MARYLAND BORN: 5/20/96

REGULAR SEASON DEFENSIVE STATISTICS

			TACKLES					INTERCEPTIONS						MISCELLANEOUS				
Year	*Team*	*G/S*	*TT*	*UT*	*A*	*S*	*YDS*	*NO*	*YDS*	*AVG*	*LG*	*TD*	*PD*	*FF*	*FR*	*YDS*	*TD*	*SPT*
2019	Patriots	5/0	2	1	1	0.0	0.0	0	0	0.0	0	0	0	0	0	0	0	0
2020	Patriots	1/1	2	1	1	0.0	0.0	0	0	0.0	0	0	0	0	0	0	0	0
Totals – 2 Years		**6/1**	**4**	**2**	**2**	**0.0**	**0.0**	**0**	**0**	**0.0**	**0**	**0**	**0**	**0**	**0**	**0**	**0**	**0**

POSTSEASON DEFENSIVE STATISTICS

			TACKLES					INTERCEPTIONS						MISCELLANEOUS				
2019	Patriots	0/0	Inactive															
Totals – 1 Year		**0/0**	**0**	**0**	**0**	**0.0**	**0.0**	**0**	**0**	**0.0**	**0**	**0**	**0**	**0**	**0**	**0**	**0**	**0**

PLAYERS

COWART'S CAREER **GAME-BY-GAME**

2019	*OPPONENT*	*P/S*	*TT*	*UT*	*A*	*S*	*YDS*	*INT*	*YDS*	*PD*	*FF*	*FR*	*SPT*
09/08	Pittsburgh	Inactive											
09/15	at Miami	p	1	0	1	-	-	-	-	-	-	-	-
09/22	N.Y. Jets	p	0	0	0	-	-	-	-	-	-	-	-
09/29	at Buffalo	Inactive											
10/06	at Washington	Inactive											
10/10	N.Y. Giants	Inactive											
10/21	at N.Y. Jets	p	0	0	0	-	-	-	-	-	-	-	-
10/27	Cleveland	Inactive											
11/03	at Baltimore	p	1	1	0	-	-	-	-	-	-	-	-
11/17	at Philadelphia	Inactive											
11/24	Dallas	p	0	0	0	-	-	-	-	-	-	-	-
12/01	at Houston	Inactive											
12/08	Kansas City	Inactive											
12/15	at Cincinnati	Inactive											
12/21	Buffalo	Inactive											
12/29	Miami	Inactive											
2019 Totals		**5/0**	**2**	**1**	**1**	**0.0**	**0.0**	**0**	**0**	**0**	**0**	**0**	**0**
01/04	Tennessee	Inactive											
2019 Postseason		**0/0**	**0**	**0**	**0**	**0.0**	**0.0**	**0**	**0**	**0**	**0**	**0**	**0**

KOREY **CUNNINGHAM**

74 | OFFENSIVE LINE

HT: 6-6 | **WT:** 311 | **Born:** 5/17/1995 | **Exp. (NFL/Patriots):** 3/2
GP/GS (Playoffs): 7/6 (0/0) | **Acq:** TR (ARI)-19
College: Cincinnati | **Hometown:** Montevallo, Ala.

CAREER TRANSACTIONS

Korey Cunningham was acquired by the New England Patriots from the Arizona Cardinals in a trade on Aug. 29, 2019 in exchange for a 2020 sixth-round draft pick … Originally drafted by Arizona in the seventh round (254th overall) of the 2018 NFL Draft.

SEASONAL REVIEWS

2020 (0/0)

- Was inactive for the season-opening win over Miami (9/13).

2019 (1/0, 0/0)

- Went to training camp with Arizona and joined the Patriots via trade prior to the start of the regular season. Appeared in one regular-season game as a reserve.
- Was inactive for 13 regular-season games and the AFC Wild Card loss vs. Tennessee (1/4).
- Was active but did not play in the win vs. Cleveland (10/27) and the loss vs. Miami (12/29).
- Made his Patriots debut in a reserve role at right tackle in the win at Miami (9/15). Cunningham replaced starting RT Marshall Newhouse, who moved to left tackle following the injury to starting LT Isaiah Wynn.

2018 (6/6 – ARIZONA)

- Started all six contests he appeared in at left tackle as a rookie in 2018.
- Was inactive for the first six games of the season.
- Suffered a foot injury and was placed on injured reserve (12/25).

COLLEGE

- Recruited to Cincinnati as a tight end before switching to offensive line during his collegiate career. Started 45 games along the offensive line, making appearances predominantly at left tackle.
- Named second-team All-American Athletic Conference as a senior in 2017. Led the nation in most pass blocking attempts without allowing a sack (per ProFootballFocus.com).
- Started 24 consecutive games during his junior and senior campaigns.
- Redshirted his freshman year while switching positions in 2013.

PERSONAL

- Ranked as one of the top-60 TE prospects in the country entering college for his performance at Montevallo High School (Alabama). Also named AL.com All-Shelby team as a defensive end after accumulating 45 tackles and four sacks as a senior.
- Also played baseball and basketball in high school.

CODY **DAVIS**

22 | DEFENSIVE BACK

HT: 6-2 | **WT:** 203 | **Born:** 6/6/1989 | **Exp. (NFL/Patriots):** 8/1
GP/GS (Playoffs): 98/5 (1/0) | **Acq:** UFA (JAX)-20
College: Texas Tech | **Hometown:** Stephenville, Texas

CAREER TRANSACTIONS

Cody Davis was signed by the New England Patriots as an unrestricted free agent from Jacksonville on March 23, 2020 .... Originally signed by St. Louis as a rookie free agent (4/29/13) ... Released by St. Louis (8/31/13) ... Signed by St. Louis to the practice squad (9/2/13) ... Signed by St. Louis to the 53-man roster from the practice squad (9/27/13) ... Re-signed by L.A. Rams as a free agent (3/9/16) ... Signed by Jacksonville as an unrestricted free agent from L.A. Rams (3/15/18).

SEASONAL REVIEWS

2020 (1/0)

- Played on special teams in the season-opening win vs. Miami (9/13).

2019 (16/0 – JACKSONVILLE)

- Played in all 16 games, primarily on special teams, and finished with eight special teams tackles and one blocked extra point. Also notched five defensive tackles, one pass defensed.
- Blocked an extra point attempt vs. Houston (11/3), the team's first blocked punt since 2017.
- Hauled in his second career reception for 7 yards from P Logan Cooke on a successful fake punt at Atlanta (12/22).

2018 (16/0 – JACKSONVILLE)

- Appeared in all 16 regular-season games and led the team with 10 special teams tackles.

2017 (7/2, 1/0 – L.A. RAMS)

- Played in seven regular-season games with two starts and recorded 19 tackles, one interception and four passes defensed. Also made three special teams tackles
- Was inactive vs. Arizona (10/22), was placed on injured reserve on Nov. 3 and returned for the final regular-season contest and the NFC Wild Card Playoff vs. Atlanta (1/6), where he made two special teams tackles.
- Recorded a season-high five tackles and an interception vs. Seattle (10/8) along with three passes defensed.

2016 (15/3 – L.A. RAMS)

- Saw action in 15 games with three starts and posted 10 tackles on defense, one interception and three passes defensed. Also made four special teams tackles.
- Was active but did not play vs. Buffalo (10/9).
- Notched first career interception vs. San Francisco (12/24), returning the pick for 29 yards. Also made two tackles.

2015 (16/0 – ST. LOUIS)

- Appeared in all 16 games as a reserve and recorded 10 special teams tackles. Also caught his first career pass for 20 yards to convert a fourth-down attempt on a fake punt.

2014 (15/0 – ST. LOUIS)

- Appeared in 15 games and registered two tackles on defense and seven special teams tackles.
- Was inactive for the win at San Francisco (11/2).

2013 (12/0 – ST. LOUIS)

- Began his rookie season on the practice squad before being signed to the 53-man roster on Sept. 27. Played in 12 games and recorded four special teams tackles.

COLLEGE

- Finished his collegiate career at Texas Tech ranked eighth in school history with 362 tackles.
- Named a Capital One Academic All-America first-team selection and an All-Big 12 second team member as a senior in 2012.
- Led the Raiders with 101 tackles during his senior year.

PERSONAL

- Attended Stephenville (Texas) High School, where he started in the defensive backfield for three years.

CODY DAVIS **STATISTICS**

POS: DB HT: 6-2 WT: 203 LBS YEAR: 8TH ACQ: UFA (JAX)-20 COLLEGE: TEXAS TECH BORN: 6/6/89

REGULAR SEASON DEFENSIVE STATISTICS

			TACKLES					INTERCEPTIONS					MISCELLANEOUS					
Year	*Team*	*G/S*	*TT*	*UT*	*A*	*S*	*YDS*	*NO*	*YDS*	*AVG*	*LG*	*TD*	*PD*	*FF*	*FR*	*YDS*	*TD*	*SPT*
2013	STL Rams	12/0	0	0	0	0.0	0.0	0	0	0.0	0	0	0	0	0	0	0	4
2014	STL Rams	15/0	2	2	0	0.0	0.0	0	0	0.0	0	0	0	0	0	0	0	7
2015	STL Rams	16/0	0	0	0	0.0	0.0	0	0	0.0	0	0	0	0	0	0	0	10
2016	L.A. Rams	15/3	10	6	4	0.0	0.0	1	29	29.0	29	0	3	0	0	0	0	4
2017	L.A. Rams	7/2	19	12	7	0.0	0.0	1	0	0.0	0	0	4	0	0	0	0	3
2018	Jaguars	16/0	0	0	0	0.0	0.0	0	0	0.0	0	0	0	0	0	0	0	10
2019	Jaguars	16/0	5	2	3	0.0	0.0	0	0	0.0	0	0	1	0	0	0	0	8
2020	Patriots	1/0	0	0	0	0.0	0.0	0	0	0.0	0	0	0	0	0	0	0	0
Totals – 8 Years		**97/5**	**36**	**22**	**14**	**0.0**	**0.0**	**2**	**29**	**14.5**	**29**	**0**	**8**	**0**	**0**	**0**	**0**	**46**

POSTSEASON DEFENSIVE STATISTICS

			TACKLES					INTERCEPTIONS					MISCELLANEOUS					
Year	*Team*	*G/S*	*TT*	*UT*	*A*	*S*	*YDS*	*NO*	*YDS*	*AVG*	*LG*	*TD*	*PD*	*FF*	*FR*	*YDS*	*TD*	*SPT*
2017	L.A. Rams	1/0	0	0	0	0.0	0.0	0	0	0.0	0	0	0	0	0	0	0	2
Totals – 1 Year		**1/0**	**0**	**0**	**0**	**0.0**	**0.0**	**0**	**0**	**0.0**	**0**	**0**	**0**	**0**	**0**	**0**	**0**	**2**

KYLE **DUGGER**

35 | DEFENSIVE BACK

HT: 6-2 | **WT:** 220 | **Born:** 3/22/1996 | **Exp. (NFL/Patriots):** Rookie
GP/GS (Playoffs): 1/0 (0/0) | **Acq:** D2a-20 (37th)
College: Lenoir-Rhyne | **Hometown:** Decatur, Ga.

CAREER TRANSACTIONS

Kyle Dugger was drafted by the New England Patriots in the second round (37th overall) of the 2020 NFL Draft.

SEASONAL REVIEWS

2020 (1/0)

- Made his NFL debut, appearing as a reserve at safety and on special teams, in the season-opening win over Miami (9/13).

COLLEGE

- Appeared in 42 games during his career at Lenoir-Rhyne and totaled 237 tackles, 10 interceptions, 36 passes defensed, six forced fumbles and six fumble recoveries.
- Also returned 67 punts for a school-record 929 yards and six touchdowns.
- Despite playing in just seven games due to injury as a senior in 2019, Dugger was impactful enough to win the Cliff Harris Award, given to the best defensive player in NCAA Division II. Was also named a D2Football.com First Team All-American while the AFCA and D2CCA awarded him Second Team All-American honors.

EXTRA POINTS

- Kyle Dugger is the first Patriots player to be drafted out of Lenoir-Rhyne and with the 37th overall pick, he is the highest drafted player ever from Lenoir-Rhyne. He is also the highest drafted defensive back from a Division II school since S Danieal Manning was drafted by Chicago in 2006 in the second round out of Abilene Christian.
- Dugger won the 2019 Cliff Harris Award, given to the best defensive player in NCAA Division II.

- Became the only player in Lenoir-Rhyne history to have two games with punt returns for touchdowns.
- Was named First Team All-South Atlantic Conference at both defensive back and return specialist as a junior in 2018.
- Named to the Second Team All-Conference as a redshirt sophomore in 2017.
- Earned a medical redshirt in 2016.
- Started 10 games as a redshirt freshman in 2015 and led the team with six passes defensed, four interceptions and

two fumble recoveries. Was named South Atlantic Conference Defensive Freshman of the Year.

- Redshirted as a freshman in 2014.

PERSONAL

- Attended Whitewater High School, where he lettered two years in both football and basketball.
- Recorded 80 tackles, three interceptions and five passes defensed. Earned First-Team All-County and All-County Honorable Mention honors in basketball.

KYLE DUGGER **STATISTICS**

POS: DB HT: 6-2 WT: 220 LBS YEAR: ROOKIE ACQ: D2a-20 (37TH) COLLEGE: LENOIR-RHYNE BORN: 3/22/96

REGULAR SEASON DEFENSIVE STATISTICS

			TACKLES					INTERCEPTIONS					MISCELLANEOUS					
Year	Team	G/S	TT	UT	A	S	YDS	NO	YDS	AVG	LG	TD	PD	FF	FR	YDS	TD	SPT
2020	Patriots	1/0	0	0	0	0.0	0.0	0	0	0.0	0	0	0	0	0	0	0	0
Totals – 1 Year		**1/0**	**0**	**0**	**0**	**0.0**	**0.0**	**0**	**0**	**0.0**	**0**	**0**	**0**	**0**	**0**	**0**	**0**	**0**

JULIAN **EDELMAN**

11 | WIDE RECEIVER

HT: 5-10 | **WT:** 198 | **Born:** 5/22/1986 | **Exp. (NFL/Patriots):** 12/12
GP/GS (Playoffs): 132/85 (19/15) | **Acq:** D7a-09 (232nd)
College: Kent State | **Hometown:** Redwood City, Calif.

PRO BOWLS: 14 SUPER BOWLS: 14, 16, 18

CAREER TRANSACTIONS

Julian Edelman was re-signed by the New England Patriots as an unrestricted free agent on March 18, 2014 ... Originally drafted by New England in the seventh round (232nd overall) of the 2009 NFL Draft ... Re-signed by New England as an unrestricted free agent (4/11/13) .

CAREER HIGHLIGHTS

- Became just the seventh wide receiver to be named Super Bowl MVP for his performance in Super Bowl LIII vs. the Los Angeles Rams (2/3), catching 10 passes for a total of 141 yards as the focal point of the offense in the franchise's sixth Super Bowl victory.
- Through 2019, sits second in Patriots history with 599 receptions, fourth with 6,507 receiving yards and eighth with 36 touchdown receptions.
- Selected to the New England Patriots 2010s All-Decade Team at receiver and returner.
- Recorded his second-career 100-reception season and set a new career mark with 1,117 yards in 2019 while adding another six touchdowns on the year. Joined Wes Welker (5) as the only two Patriots receivers to record multiple 100-catch seasons in team history. Also posted his third career 1,000-yard receiving season, behind only Wes Welker (5) and Rob Gronkowski (4) for most in Patriots annals.
- Joined Troy Brown and Wes Welker as the only Patriots with 90-plus receptions in consecutive seasons. Through 2019, has recorded four 90-reception seasons, second-most in franchise history behind Wes Welker's five.
- Holds the franchise record for postseason receptions with

EXTRA POINTS

- Growing up as an undersized quarterback with a good arm and all kinds of athleticism, Julian Edelman had visions of being the next Doug Flutie.
- A quarterback at Kent State, he passed for 1,820 yards as a senior and added 1,551 rushing yards to break the school's single-season record for total offense set by Joshua Cribbs in 2003.
- Had an offer from the British Columbia Lions of the Canadian Football League to play quarterback but chose to switch to receiver and play in the NFL.

  "It was hard for the fact that you never played the other position [receiver], so you have a huge road ahead of you to learn something at the highest level in the world to it. But the easy part was that you didn't grow up wanting to go to the CFL. I grew up wanting to go to the NFL, having that dream," he said.
- Ten years after being drafted by the Patriots, Edelman finished his classes and graduated from Kent State in the spring of 2019.

EXTRA POINTS

- Learn where Julian's competitive drive and work ethic come from in "All Access" segment.
- In this Patriots.com feature, Julian sits down to discuss what graduating from Kent State in the 2019 off-season means to him.

118, second-most in NFL history behind Jerry Rice (151).

- Set a new franchise record and moved into second place all-time for most postseason receiving yards (1,442) behind Jerry Rice (2,245).
- One of 14 players in NFL history with 1,000 yards receiving (1,442) in the postseason.
- Registered the most receptions from Tom Brady in the quarterback's career with 571 connections between the two.
- In 2018, surpassed Deion Branch and Rob Gronkowski for most 100-yard receiving games by a Patriot in the playoffs with six. Six 100-yard receiving performances in the postseason are tied with Michael Irvin for second-most in NFL playoff history behind Jerry Rice (8).
- Completed a 51-yard touchdown pass to Danny Amendola in the AFC Divisional Playoff win vs. Baltimore (1/10/15), setting an NFL playoff record for the longest pass completion and touchdown pass for a non-quarterback. It was his first career pass attempt and the first touchdown pass by a Patriots player other than a quarterback since 2004.
- Scored on his first career rushing touchdown and became the second Patriot wide receiver to ever rush for a touchdown in the postseason with a 5-yard rushing touchdown during the 2019 AFC Wild Card Round. Joined Deion Branch (2005) as the only receivers to accomplish the feat.
- Has compiled 56 rushing attempts for 391 yards in his career, most ever by a Patriots wide receiver.
- Posted the longest rush by a wide receiver in franchise history - a 47-yard run in a win vs. Indianapolis (11/18/12).
- Earned his first career Pro Bowl invitation in 2014 after finishing eighth in the NFL with 92 receptions.
- In 2010, set a franchise record for the highest punt return average in a single-season with a 15.3-yard average, which led the AFC and finished second in the NFL behind Chicago's Devin Hester (17.1-yard return average). Also had a 15.5-yard return average in 2012 but was limited to 17 punt returns in nine games due to injury.
- Has totaled 177 punt returns for 1,986 yards during his career, an 11.2-yard average, which is third-best in Patriots history and 17th-highest in league annals.
- Currently holds the team record with four punt return touchdowns.
- Set a franchise record with a 94-yard punt return for a touchdown vs. Miami (1/2/11).
- Was forced into action as a defensive back due to injuries for eight games in 2011 and made 14 tackles.

SEASONAL REVIEWS

2020 (1/1)

- Caught five passes for 57 yards in the season-opening win over Miami (9/13). Reached 600 career receptions on his first catch of the game, becoming the second player in team history to reach the plateau (Wes Welker - 672). Also had one rushing attempt for 23 yards, hist third career rushing attempt of 20 or more yards.

2019 (16/13, 1/1)

- Played in all 16 regular-season games with 13 starts and totaled 100 receptions (fifth in NFL) for a career-high 1,117 yards and six touchdowns. Averaged 6.25 receptions per game, fifth-most in the NFL. Also rushed eight times for 27 yards and returned one kickoff for 19 yards.
- Completed both passes he attempted for 47 yards and a touchdown. Overall, Edelman is now 4-for-4 for 90 yards with one touchdown in the regular season for a perfect passer rating of 158.3.
- Caught at least one pass in each game, bringing his streak of 86 consecutive games with at least one reception into 2020. That mark is the seventh-longest streak in the NFL heading into 2020.
- Posted three 100-yard receiving performances in the regular season:
    - Week 5 at Washington (110)
    - Week 6 vs. N.Y. Giants (113)
    - Week 13 at Houston (106)
- Posted one 10-reception performance in the regular season:
    - Week 9 at Baltimore (10)
- Started and was a key contributor on offense making six catches for 83 yards, rushing once for eight yards and completing a pass to RB James White that went for 32 yards and helped set up the game's first touchdown in the season-opening victory vs. Pittsburgh (9/8). Became the sixth Patriot player to reach 500 career receptions.
- Started and contributed offensively with four catches for 51 yards in the victory at Miami (9/15). His 8-yard reception in the first quarter moved him into fifth place all-time in franchise history for all-purpose yards, surpassing Irving Fryar's 8,464 yards.
- Hauled in seven passes for 62 yards including a 3-yard touchdown reception from QB Tom Brady before exiting the game due to injury late in the first half of the win vs. the N.Y. Jets (9/22).
- Finished with eight catches for 110 yards and a touchdown in the win at Washington (10/6). Moved past Rob Gronkowski into fourth place on the Patriots all-time receptions list and tied Irving Fryar for fifth place on the all-time yardage list with his performance.
- Finished with over 100 yards receiving for the second consecutive game with nine catches for 113 yards in the win vs. N.Y. Giants (10/10). Moved past Irving Fryar for fifth place on the all-time yardage list and passed Stanley Morgan for third in franchise history in receptions (537) with his performance. His second consecutive 100-plus yard performance also marked the second time in his career that he surpassed 100 yards receiving in back-to-back games.
- Started at wide receiver and caught eight balls for 78 yards and two touchdowns in the win vs. Cleveland (10/27). His two receiving touchdowns tied a career-best for a single game and marked the fifth time in his career that he's reached that level.

- Made a season-high 10 catches for 89 yards in the loss at Baltimore (11/3). Had 10 catches in a game for the eighth time in his career and passed Troy Brown (557) with 562 career receptions, second in team history. Also became the fifth player in team history to eclipse 6,000 career receiving yards.
- Started at wide receiver and hauled in five receptions for 53 yards in the win at Philadelphia (11/17). Threw his first regular-season touchdown pass on a 15-yard completion to WR Phillip Dorsett II in the third quarter, which proved to be the game-winning score in the 17-10 victory.
- Recorded eight catches for 93 yards in the win vs. Dallas (11/24). Also lined up to return punts for the first time during the season due to an injury to WR Mohamed Sanu Sr.
- Caught six passes for 106 yards in the loss at Houston (12/1). With six receptions, Eclipsed 100 receiving yards for the third time in 2019 and 14th time in his career. Edelman's touchdown catch gave him 35 career touchdown connections with QB Tom Brady, moving him past Wes Welker (34) for the third-most touchdown connections with Brady.
- Started at wide receiver and caught eight passes for 95 yards and one touchdown on a 37-yard flea flicker in the loss vs. Kansas City (12/8). Passed Troy Brown for fourth on the Patriots all-time receptions list and eclipsed 1,000 receiving yards on the season for the third time in his career. Extended his streak of consecutive games with at least five receptions to nine games.
- Started at wide receiver and registered five catches for 72 yards in the win vs. Buffalo (12/21). Left the game in the third quarter due to injury and returned in the fourth quarter, making a 30-yard reception on the game-winning drive and catching the two-point conversion to give the Patriots a 24-17 lead late in the game. His first reception broke a tie with Wes Welker to give Edelman the most career connections with Tom Brady at 568.
- Caught three passes for 26 yards in the loss vs. Miami (12/29). His three catches helped him reach the 100-catch mark on the season and joined Wes Welker as the only receivers in franchise history to have multiple seasons reaching the mark. Finished the regular season with 1,117 receiving yards, setting a new career-high.
- Started at wide receiver and caught three passes for 30 yards while carrying the ball twice for 12 yards including a 5-yard touchdown run in the AFC Wild Card loss vs. Tennessee (1/4). Edelman's touchdown run was the first rushing touchdown of his career and made him the second wide receiver in Patriots history to run for a touchdown during the playoffs (Deion Branch, 2005). Edelman's three receptions moved him to 118 career postseason receptions, second-most all-time (Jerry Rice, 151). Also returned one kickoff for 10 yards in the game.

MOST 100-CATCH SEASONS

Edelman had his second career 100-catch season in 2019 after setting a career-high with 105 receptions for 2016. Edelman joined Wes Welker as the only players in franchise history to record multiple 100-catch seasons.

MOST 100 RECEPTION SEASONS/ PATRIOTS HISTORY

5 Wes Welker
2 Julian Edelman
1 Troy Brown

MULTIPLE 1,000-YARDS SEASONS

Edelman had his third career 1,000-yard receiving season in 2019. He joined Wes Welker (5), Rob Gronkowski (4), Randy Moss (3) Stanley Morgan (3) as the only Patriots players with at least three 1,000-yard seasons. Edelman had 1,056 yards receiving in 2013, 1,106 in 2016 and 1,117 yards receiving in 2019.

MOST 1,000 YARD SEASONS/PATRIOTS HISTORY

5 Wes Welker
4 Rob Gronkowski
3 Julian Edelman
3 Randy Moss
3 Stanley Morgan
2 Terry Glenn

RECORD PLAYOFF PASSER

Edelman set an NFL postseason record when he completed a 51-yard touchdown pass to Danny Amendola in the 2014 Divisional Playoff win vs. Baltimore (1/10/15). It was the longest pass by a non-quarterback in playoff history.

LONGEST PASS COMPLETION IN NFL PLAYOFF HISTORY (Non-quarterbacks)

Player, Team	*Pass Completion*	*Playoff Game*
Julian Edelman, NE	51-yard TD pass	AFC Div. vs. BAL (1/10/15)
Brad Smith, NYJ	45-yard completion	AFC Champ. @ IND (1/24/10)
Antwaan Randle El, PIT	43-yard TD pass	Super Bowl XL vs. SEA (2/5/06)

2018 (12/12, 3/3)

- Started all 12 regular-season games he appeared in and totaled 74 receptions for 850 yards and six touchdowns. Also tallied nine rushing attempts for 107 yards and completed the first two regular-season pass attempts of his career for 43 yards. Returned 20 punts for 154 yards on special teams.
- Started all three postseason contests and led the team with 26 receptions for 388 yards and rushed twice for 15 yards. Returned 10 punts for 77 yards on special teams.
- Missed the first four games of the season due to NFL suspension.
- Posted two 100-yard receiving performances in the regular season:
    - Week 9 at Buffalo (104)
    - Week 11 at Tennessee (104)
- Compiled two 100-yard receiving performances in the playoffs:
    - AFC Divisional Playoff vs. L.A. Chargers (151)
    - Super Bowl LIII vs. L.A. Rams (141)
- Started his first game back from a four-game suspension and contributed with seven receptions for 57 yards while also handling punt return duties, with two punts returned for 20 yards during the victory vs. Indianapolis (10/4).
- Started and caught four balls for 54 yards, including a

STANDOUT COLLEGE QB TO NFL WR

Edelman began his college football career with a year at the College of San Mateo (California) before transferring to Kent State where, as a senior, he completed 56 percent of his passes (153 of 275 passes for 1,820 yards) with 13 touchdowns. He was also the leading rusher, gaining 1,551 yards on 215 attempts (an average of 7.5 yards per carry) and scoring 13 touchdowns. His offensive numbers broke Kent State's single-season record for total offense set by Joshua Cribbs in 2003.

Said head coach Bill Belichick on the versatility of Edelman: "He played the quarterback position in college at Kent State and all the positions really that he's played in the NFL – covering kicks, returning kicks, slot receiver, outside receiver, slot defender – he didn't do any of those things in college. I think that really speaks to his versatility and how much he's grown as a player and how many things he's learned how to do that he really didn't have much experience with in college. I'd say that's pretty unusual, especially to be as competent in them as he is."

HONORS & AWARDS

2018: Super Bowl LIII Most Valuable Player

2016: AFC Offensive Player of the Week (Wk. 17)

2014: AFC Pro Bowl, AFC Offensive Player of the Week (Wk. 9)

2011: AFC Special Teams Player of the Week (Wk. 11)

17-yard second quarter touchdown reception to give the Patriots a two score lead late in the first half of the victory vs. Kansas City (10/14).

- Started at receiver and finished with a game-high 104 yards on nine receptions, marking his first 100-yard effort of 2018 in the win at Buffalo (10/29).
- Started and caught six balls for 71 yards, while also rushing twice for 28 yards in the victory vs. Green Bay (11/4). Also completed his first regular-season pass to RB James White for a 37-yard gain. In the fourth quarter with the score tied at 17, that put the Patriots deep into Green Bay territory on the go-ahead touchdown drive.

SUPER STAR

Edelman has turned in key performances at key moments in three Super Bowl victories:

- He was named Super Bowl MVP after finishing with 10 receptions for 141 yards and eight first downs in the Super Bowl LIII win over the L.A. Rams (2/3/19). Became the seventh wide receiver to win Super Bowl MVP honors and the second Patriots wide receiver to win the award. Deion Branch was named MVP for his performance in Super Bowl XXXIX.
- Finished with five receptions for 87 yards, including a miraculous 23-yard, diving finger-tip catch late in the fourth quarter of the Super Bowl LI overtime win over Atlanta (2/5/17). Edelman's catch kept a drive going that led to the game-tying touchdown.
- Caught the game-winning, 3-yard touchdown pass from Tom Brady with 2:06 left to play in the fourth quarter of the Patriots 28-24 Super Bowl XLIX win vs. Seattle (2/1/15).

PATS PUNT RETURN RECORDS

Edelman ranks third in career punt return average in Patriots history with an 11.2-yard average over ten seasons. He also set a franchise record for the best punt return average in a single season with a 15.3-yard average in 2010, which led the AFC and was second in the NFL.

PATRIOTS PUNT RETURN AVERAGE/CAREER

Player	*Returns*	*Average*
Mack Herron	74 - 888	12.0
Carl Garrett	43 - 487	11.3
Julian Edelman	**177- 1,986**	**11.2**

PATRIOTS PUNT RETURN AVERAGE/SEASON

Player	*Average*	*Year*
Julian Edelman	**15.3**	**2010**
Mack Herron	14.8	1974
Troy Brown	14.2	2001

PATRIOTS PUNT RETURN TOUCHDOWNS/CAREER

Player	*Years*	*Touchdowns*
Julian Edelman	**2009-2018**	**4**
Troy Brown	1993-2007	3
Irving Fryar	1984-1992	3
Mike Haynes	1976-1982	2

LONGEST PATRIOTS PUNT RETURNS

Player	*Yards*	*Year*
Julian Edelman	**94t**	**2010**
Mike Haynes	89t	1976

- Started and caught a game-high nine passes for 104 yards, while also completing a pass that went for 6 yards to QB Tom Brady for the second straight week in the game at Tennessee (11/11).
- Started at receiver and caught four pases for 84 yards, including a 21-yard touchdown reception that broke a 13-13 tie in the third quarter of the win at N.Y. Jets (11/25).
- Started and caught a game-high nine passes for 86 yards

IN A RUSH

Edelman has 57 career rushing attempts for 414 yards, the most rushing attempts and rushing yards by a Patriots wide receiver.

MOST RUSHING ATTEMPTS BY A PATRIOTS RECEIVER

Player	*Rushes*
Julian Edelman	**57**
Irving Fryar	35
Troy Brown	29
Darryl Stingley	28
Stanley Morgan	21

MOST RUSHING YARDS BY A PATRIOTS RECEIVER

Player	*Rushing Yards*
Julian Edelman	**414**
Darryl Stingley	244
Cordarrelle Patterson	228
Irving Fryar	188

100-YARD PERFORMANCES

REGULAR SEASON 100-YARD GAMES (14)

DATE	OPPONENT	NO.	YDS	AVG.	LG	TD
1/3/10	at Houston	10	103	10.3	25	0
9/29/13	at Atlanta	7	118	16.9	44	0
11/24/13	vs. Denver	9	110	12.2	43	2
12/1/13	at Houston	9	101	11.2	25	0
12/15/13	at Miami	13	139	10.7	24t	1
12/7/14	at San Diego	8	141	17.6	69t	1
10/11/15	at Dallas	4	120	30.0	59t	1
12/4/16	vs. L.A. Rams	8	101	12.6	32	0
1/1/17	at Miami	8	151	18.9	77t	1
10/29/18	at Buffalo	9	104	11.6	26	0
11/11/18	at Tennessee	9	104	11.6	30	0
10/6/19	at Washington	8	110	13.8	31	1
10/10/19	vs. N.Y. Giants	9	113	12.6	36	0
12/1/19	at Houston	6	106	17.7	44	0

POSTSEASON 100-YARD GAMES (6)

DATE	OPPONENT	NO.	YDS	AVG.	LG	TD
2/1/15	vs. Seattle	9	109	12.1	23	1
1/16/16	vs. Kansas City	10	100	10.0	14	0
1/14/17	vs. Houston	8	137	17.1	48	0
1/22/17	vs. Pittsburgh	8	118	14.8	41	1
1/13/19	vs. L.A. Chargers	9	151	16.8	35	0
2/3/19	vs. L.A. Rams	10	141	14.1	27	0

10-RECEPTION PERFORMANCES

REGULAR SEASON 10-RECEPTION GAMES (8)

DATE	OPPONENT	NO.	YDS	AVG.	LG	TD
1/3/10	at Houston	10	103	10.3	25	0
9/12/13	vs. N.Y. Jets	13	78	6.0	10	0
12/15/13	at Miami	13	139	10.7	24t	1
9/21/14	vs. Oakland	10	84	8.4	15	0
11/23/14	vs. Detroit	11	89	8.1	16	0
9/10/15	vs. Pittsburgh	11	97	8.8	14	0
9/20/15	at Buffalo	11	97	8.8	22	0
11/3/19	at Baltimore	10	89	8.9	25	0

POSTSEASON 10-RECEPTION GAMES (3)

DATE	OPPONENT	NO.	YDS	AVG.	LG	TD
1/19/14	at Denver	10	89	8.9	18	1
1/16/16	vs. Kansas City	10	100	10.0	14	0
2/3/19	vs. L.A. Rams	10	141	14.1	27	0

at Miami (12/9), including a 2-yard touchdown reception in the second quarter that helped QB Tom Brady pass Peyton Manning for the most touchdown passes all-time (regular season and playoffs combined) in NFL history.

- Started and made six receptions for 70 yards, including a 32-yard touchdown reception on a catch-and-run effort on fourth down in the third quarter that gave the Patriots a two-score lead in the win vs. Buffalo (12/23). His six receptions moved him past Ben Coates and into fifth place all-time on Patriots receptions list. Also handled punt return duties with two returns for 37 yards.

SINGLE-GAME CAREER HIGHS

REGULAR SEASON:

Receptions:	13	at Miami (12/15/13)
		vs. N.Y. Jets (9/12/13)
Receiving Yards:	151	at Miami (1/1/17)
Receiving TDs:	2	Five times. Most recent:
		vs. Cleveland (10/27/19)
Longest Reception:	77t	at Miami (1/1/17)
Rushing Attempts:	3	Three times. Most recent:
		at N.Y. Jets (10/21/19)
Rushing Yards:	47	vs. Indianapolis (11/18/12)
Longest Rush:	47	vs. Indianapolis (11/18/12)
Kickoff Returns:	4	at Denver (10/11/09)
Kick Return Long:	37	at Miami (9/12/11)
Punt Returns:	6	vs. N.Y. Jets (9/12/13)
Punt Return Yards:	117	vs. Indianapolis (11/18/12)
Punt Return Long:	94t	vs. Miami (1/2/11)
Combined Ret. Yds:	124	at Miami (9/12/11)

- Caught nine passes for a postseason career-high 151 yards, setting a new Patriots mark with his fifth career 100-yard postseason receiving game in the AFC Divisional Playoff win vs. L.A. Chargers (1/13).
- Caught a game-high seven passes for 96 yards, including two clutch receptions on third down during the game-winning overtime drive in the AFC Championship victory at Kansas City (1/20).
- Became just the seventh wide receiver to be named Super Bowl MVP for his performance in Super Bowl LIII vs. the Los Angeles Rams (2/3), catching 10 passes for a total of 141 yards as the focal point of the offense in the franchise's sixth Super Bowl victory. Eight of his 10 receptions resulted in first downs. His 141-yard performance gave him 1,412 career postseason receiving yards and pushed him into second place all-time on the postseason receiving yards list, trailing only Jerry Rice (2,245). His sixth 100-yard receiving game in the postseason pushed him into a tie with Michael Irvin (6) for second-most in NFL postseason history, trailing only Jerry Rice (8).

2017 (0/0, 0/0)

- Suffered a knee injury in the preseason at Detroit (8/25) and was placed on injured reserve on Sept. 2.

2016 (16/13, 3/3)

- Appeared in all 16 regular-season games with 13 starts and led the team with 98 receptions for 1,106 yards and three touchdowns. Also rushed 12 times for 57 yards, returned 15 punts for 135 yards, three kickoffs for 44 yards and made one special teams tackle.
- Ranked fourth in the NFL with 98 receptions and posted seven or more receptions in a game nine times.
- Started all three postseason contests and led the team with 21 receptions for 342 yards and one touchdown. Also rushed twice for 14 yards, returned seven punts for 66 yards and attempted one pass that fell incomplete.
- Posted two 100-yard receiving performances in the regular season:

- Week 13 vs. Los Angeles (101)
- Week 17 at Miami (151)

- Compiled two 100-yard receiving performances in the playoffs:
  - AFC Divisional Playoff vs. Houston (137)
  - AFC Championship Game vs. Pittsburgh (118)
- Caught four passes for 37 yards, including a 12-yard touchdown reception from Tom Brady in the third quarter to mark his first score of the season in the win at Buffalo (10/30). His first quarter rushing attempt was the 36th of his career, pushing him in front of Irving Fryar for the most rushing attempts by a Patriots receiver.
- Led the team with eight catches for 77 yards and a touchdown in the win at San Francisco (11/20).
- Led the team with eight receptions for 83 yards in the win at N.Y. Jets (11/27).
- Finished with a team-high eight receptions for 101 yards to mark his first 100-yard game of 2016 in the win vs. Los Angeles (12/4).
- Led the Patriots with five receptions for 89 yards in the win vs. N.Y. Jets (12/24) and also returned two punts for a total of 12 yards.
- Set a career-long when he scored on a 77-yard touchdown in the third quarter of the win at Miami (1/1) to finish with eight total receptions for a career-best 151 yards. The performance marked Edelman's 11th career 100-yard game and also led him to finish with his second career 1,000-yard receiving season after setting a single-season best with 1,106 yards. Earned AFC Offensive Player of the Week honors for his performance.
- Set a franchise record for most postseason receptions with 76 after turning in an eight-catch performance for 137 yards in the Divisional Round victory vs. Houston (1/14). Marked his third career 100-yard postseason game and also added one rush for 12 yards in the win.
- Hauled in nine catches in the Patriots AFC Championship victory vs. Pittsburgh (1/22). Moved past Deion Branch for the most receiving yards in Patriots postseason history. His 118 receiving yards in the game marked the fourth 100-yard game of his postseason career and his second straight 100-yard game of the 2016 postseason. The game also marked Edelman's ninth-straight postseason contest with six or more receptions which is the second-longest such streak in postseason history (Wes Welker, 10 - 2008-14).
- Started at wide receiver and hauled in five passes for 87 yards, including a miraculous bobbling 23-yard catch between three defenders on the game-tying drive at the end of regulation vs. Atlanta in Super Bowl LI (2/5). Also returned three punts for 40 yards. His five receptions gave him 89 career postseason catches, good for third all-time in NFL postseason history.

2015 (9/9, 2/2)

- Started all nine games he played in and finished the regular season with 61 receptions for 692 yards (11.3 avg.) and a career-high seven touchdowns. Also returned 10 punts for 81 yards (8.1 avg.) and rushed three times for 23 yards (7.7 avg.).
- Started both playoff games and led the team with 17 receptions for 153 yards (9.0 avg). Also returned one punt for 16 yards.
- Missed the final seven games of the regular season with a foot injury.
- Posted two 10-reception and one 100-yard receiving performances:
  - Week 1 vs. Pittsburgh (11 rec., 97 yds.)
  - Week 2 at Buffalo (11 rec., 97 yds.)
  - Week 5 at Dallas (4 rec., 120 yds.)
- Started at wide receiver and posted a game-high 11 receptions for 97 yards in the win vs. Pittsburgh (9/10).
- Led the team with 11 catches for 97 yards and added two touchdowns at Buffalo (9/20).
- Caught four passes for 120 yards and one touchdown in the win at Dallas (10/11).
- Posted seven receptions for 81 yards and two touchdowns vs. Miami (10/29).
- Caught four passes for 53 yards before leaving the game

PLAYOFF PUSH

Julian Edelman is the Patriots all-time playoff leader with 118 receptions and 1,442 receiving yards. He ranks second all-time in postseason receiving yards and is one of 15 players with at least 1,000 career receiving yards in the playoffs..

MOST POSTSEASON RECEPTIONS IN NFL HISTORY

1. Jerry Rice	151
2. Julian Edelman	**118**
3. Reggie Wayne	93
4t. Hines Ward	88
4t. Wes Welker	88

MOST POSTSEASON RECEPTIONS IN TEAM HISTORY

1. Julian Edelman	**118**
2. Rob Gronkowski	81
3. Wes Welker	69
4. Troy Brown	58
5. Danny Amendola	57

MOST POSTSEASON RECEIVING YARDS IN NFL HISTORY

1. Jerry Rice	2,245
2. Julian Edelman	**1,442**
3. Michael Irvin	1,315
4. Cliff Branch	1,289
5. Reggie Wayne	1,254

MOST POSTSEASON RECEIVING YARDS IN TEAM HISTORY

1. Julian Edelman	**1,442**
2. Rob Gronkowski	1,163
3. Deion Branch	852
4. Danny Amendola	709
5. Troy Brown	694

with a foot injury on the final play of the first quarter in the win at N.Y. Giants (11/15).

- Returned to action after missing seven games with a foot injury and tied his career postseason high with 10 catches for 100 yards in the Divisional Playoff victory vs. Kansas City (1/16).

2014 (14/13, 3/3)

- Earned his first career Pro Bowl invitation.
- Played in 14 regular-season games with 13 starts and led the team with 92 receptions for 972 yards and four touchdowns. Also the team's chief punt returner, Edelman returned 25 punts for 299 yards (12.0 avg.) and one touchdown. Also compiled 94 yards rushing on 10 attempts (9.4 avg.).
- Finished ranked in the NFL's top-10 in receptions (8th), receiving yards (10th) and punt return avg. (2nd) despite missing the final two games of the regular season due to injury.
- Started all three postseason contests and led the team with 26 receptions for 281 yards and one touchdown. Caught eight or more passes in all three games. Also returned nine punts for 143 yards and rushed twice for 19 yards. Edelman also attempted his first career pass - a 51-yard touchdown to Danny Amendola in the AFC Divisional Playoff vs. Baltimore (1/10).
- Was inactive at N.Y. Jets (12/21) and vs. Buffalo (12/28) due to injury.
- Eclipsed 100 yards receiving once:
  - Week 14 at San Diego (141)
- Posted 10 or more receptions twice:
  - Week 3 vs. Oakland (10)
  - Week 12 vs. Detroit (11)
- Compiled five or more receptions in 11 of 14 regular-season games.
- Started in the season opener at Miami (9/7) and led the team with six receptions for 95 yards, all in the first half. His 95 receiving yards were a personal best for a first half. Also had two rushes for 21 yards.

PERFECT PASSER

Edelman has completed 5-of-6 passing attempts for 141 yards with two touchdowns and a perfect 158.3 passer rating in his career.

EDELMAN PASSES – REGULAR SEASON

- Nov 4, 2018 vs. Green Bay - 1-for-1 37 yards to James White in the fourth quarter
- Nov. 11, 2018 at Tennessee - 1-for-1 for 6 yards to Tom Brady in the fourth quarter
- Sept. 8, 2019 vs. Pittsburgh - 1-for-1 for 32 yards to James White in the first quarter
- Nov. 17, 2019 at Philadelphia - 1-for-1 for a 15-yard touchdown to Phillip Dorsett II in the third quarter

EDELMAN PASSES – POSTSEASON

- Jan. 10, 2015 vs. Baltimore - 1-for-1 for 1 51-yard touchdown to Danny Amendola in the third quarter
- Feb. 5, 2017 vs. Atlanta - 0-for-1 on an intended pass to Dion Lewis in the third quarter

RUNNING TO SCORE

Julian Edelman scored his first career rushing touchdown on a 5-yard run in the second-quarter of the 2019 AFC Wild Card round. It was the second time in team history that a wide receiver has scored a rushing touchdown in the playoffs.

RUSHING TOUCHDOWNS BY A PATRIOTS WIDE RECEIVER (POSTSEASON)

Julian Edelman – 5-yard touchdown run in AFC Wild Card vs. Tennessee on Jan. 4, 2019

Deion Branch – 23 yard touchdown run in AFC Championship at Pittsburgh on Jan. 23, 2005

RUSHING TOUCHDOWNS BY A PATRIOTS WIDE RECEIVER (REGULAR SEASON)

Cordarrelle Patterson – 5-yard touchdown run vs. Green Bay on Nov. 4, 2018

David Patten – 29-yard touchdown run at Indianapolis on Oct. 21, 2001

Irving Fryar – 8-yard touchdown run at Seattle on Nov. 17, 1985

Darryl Stingley – 34-yard touchdown run vs. Kansas City on Sept. 18, 1977

Darryl Stingley – 23-yard touchdown run vs. Baltimore on Oct. 6, 1974

- Led the team with six receptions for 81 yards and one touchdown in the win at Minnesota (9/14), including a 44-yard catch for the second straight week.
- Led the team with 10 receptions for 84 yards in the win vs. Oakland (9/21), his fourth career game with 10 or more catches.
- Led the team with nine receptions for 91 yards and rushed once for 10 yards in the win at Buffalo (10/12).
- Posted nine catches for 89 yards and one touchdown in the win vs. Denver (11/2). Also earned AFC Special Teams Player of the Week honors after returning a punt 84 yards for a touchdown, setting a new franchise record for most punt return touchdowns (4).
- Led the team with a game-high 11 receptions for 89 yards in the win vs. Detroit (11/23). It was his fifth career game with 10 or more catches.
- Led all receivers with eight catches for a career-high 141 yards, including a career-long 69-yard touchdown in the fourth quarter to help seal a 23-14 win at San Diego (12/7). It was his sixth career 100-yard game and the first of 2014, while his 69-yard touchdown was the longest reception by any Patriots player that season.
- Led the team with seven receptions for 88 yards and one touchdown in the win vs. Miami (12/14).
- Started at wide receiver in the AFC Divisional Playoff win vs. Baltimore (1/10), leading the team with eight catches for 74 yards and returning three punts for 45 yards. Edelman also threw his first career NFL pass, catching a lateral from Tom Brady and then completing a 51-yard touchdown pass up the left sideline to Danny Amendola, the longest pass by a non-quarterback in NFL postseason history. It was also the Patriots' first touchdown pass by a non-quarterback since 2004 and the first by a wide receiver since 2001.
- Started at wide receiver in the AFC Championship Game win

vs. Indianapolis (1/18), leading the team with nine catches for 98 yards. Also rushed once for 12 yards and returned three punts for 71 yards (23.7 avg.), with a long of 45.

- Caught the game-winning, 3-yard touchdown pass from Tom Brady with 2:06 left to play in the fourth quarter of the Patriots' 28-24 Super Bowl XLIX win vs. Seattle (2/1). Started the game at wide receiver and tallied nine catches for 109 yards and one touchdown. Also rushed once for seven yards and returned three punts for 27 yards. Hauled in two crucial third-down passes during a key fourth-quarter drive in the Super Bowl. He caught a 21-yard pass on third-and-14 and a 21-yard pass on third-and-8 on a drive that ended in a touchdown pass to bring the Patriots within three points at 24-21.

2013 (16/11, 2/1)

- Played in all 16 regular-season games with 11 starts and led the team with then career-highs in receptions (105), receiving yards (1,056) and receiving touchdowns (6). Also returned 35 punts for 374 yards.
- Appeared in both postseason contests with one start and led the team with 16 receptions for 173 yards and a touchdown.
- Caught seven or more passes in 10 games.
- Eclipsed 100 yards receiving four times:
    - Week 4 at Atlanta (118)
    - Week 12 vs. Denver (110)
    - Week 13 at Houston (101)
    - Week 15 at Miami (139)
- Posted 10 or more receptions twice:
    - Week 2 vs. N.Y. Jets (13)
    - Week 15 at Miami (13)
- Scored two touchdowns twice:
    - Week 1 at Buffalo
    - Week 12 vs. Denver
- Caught seven passes for 79 yards and two touchdowns at Buffalo (9/8), marking his first regular-season contest with two TD catches.
- Caught a career-high 13 passes for 78 yards and rushed once for four yards vs. N.Y. Jets (9/12). Also returned six punts for 72 yards.
- Registered his second career 100-yard receiving performance at Atlanta (9/29) after finishing with seven receptions for 118 yards including a season-long 44-yard catch that helped set up a Patriots touchdown.
- Caught nine passes for 110 yards and two touchdowns vs. Denver (11/24), marking his third career 100-yard receiving game and second of the season. It was also his third career two-touchdown game and second of the season.
- Posted his second straight 100-yard receiving performance at Houston (12/1), catching nine passes for 101 yards.
- Caught six passes for 64 yards, a touchdown and a two-point conversion in the comeback win vs. Cleveland (12/8). Edelman's TD came with 1:01 remaining in the fourth quarter and drew New England to within one possession.
- Tied a career high with 13 receptions and set a career high with 139 receiving yards and a touchdown at Miami (12/15).
- Caught nine passes for 65 yards vs. Buffalo (12/29) and in the process, eclipsed the 100 reception and 1,000 yard receiving marks for the first time in his career. Joined Wes Welker and Troy Brown as the only Patriots receivers with 100 receptions in a season and became the 10th receiver in team history with 1,000 yards receiving in a single season.
- Totaled 10 receptions for 84 yards and a touchdown in the AFC Championship Game at Denver (1/19).

2012 (9/3, 0/0)

- Played in nine games with three starts and caught 21 passes for 235 yards (11.2 avg) and three touchdowns. Returned 17 punts for 263 yards (15.5 avg) and tied a team record with his third career punt return for a touchdown.
- Also rushed four times for 45 yards and returned three kickoffs for 38 yards.
- Caught four passes for 28 yards and his second career regular-season touchdown reception at Baltimore (9/23). Also returned one punt for 11 yards.
- Was inactive due to injury at Seattle (10/14), vs. Denver (10/7) and at Buffalo (9/30).
- Scored on a 68-yard punt return in the second quarter and also had a 2-yard touchdown reception in the third quarter vs. Indianapolis (11/18) to become the first Patriots player to score on a return and have a touchdown reception in the same game since Irving Fryar vs. Indianapolis on Nov. 10, 1985. Had the longest run from scrimmage for a wide receiver in Patriots history with a 47-yard scamper in the fourth quarter. Also added a 49-yard punt return in the fourth quarter.
- Recorded his second straight game with two touchdowns - a 22-yard fumble return on a kickoff and a 56-yard touchdown reception in the win at N.Y. Jets (11/22). Also returned two punts for 32 yards (16.0 avg) and had one rush for three yards. Left the game in the third quarter with a head injury and did not return.
- Was placed on injured reserve with a foot injury on Dec. 4, after suffering the injury in the win at Miami (12/2).

2011 (13/0, 3/0)

- Appeared in 13 regular-season games and played offense, defense and special teams throughout the season.
- Appeared in all three postseason games and caught two passes for 19 yards and rushed once for -1 yards on offense. Combined for two tackles on defense. On special teams, returned four punts for 35 yards, three kickoffs for 73 yards and made one special teams tackle.
- Caught four passes for 34 yards and rushed four times for 30 yards on offense.
- Compiled 14 tackles during eight appearances at defensive back.
- On special teams, returned 28 punts for 296 yards and a touchdown, 12 kickoffs for 284 yards and made five tackles.
- Was inactive vs. N.Y. Jets (10/9) and Dallas (10/16) due to injury.
- Was a healthy scratch at Pittsburgh (10/30).
- Saw his first action on defense at N.Y. Jets (11/13).

- Earned AFC Special Teams Player of the Week (Wk. 11) after returning a punt 72 yards for a touchdown on Monday Night Football vs. Kansas City (11/21).
- Played as a reserve at wide receiver, return specialist and defensive back in the Divisional Playoff game vs. Denver (1/14). Caught one pass for 11 yards, made one defensive tackle and returned two punts for 28 yards (14.0 avg).
- Saw time in all three phases of the game in the AFC Championship vs. Baltimore (1/22). Caught an eight-yard pass, rushed once for a loss of a yard, made one tackle and returned two punts for 7 yards.
- Played in a reserve role at wide receiver and on special teams in Super Bowl XLVI vs. N.Y. Giants (2/5). Returned three kickoffs for 73 yards with a long return of 31 yards.

2010 (15/3, 1/1)

- Played in 15 games with three starts in three-wide receiver sets.
- Finished the season with 21 punt returns for 321 yards and set a franchise record for the highest punt return average in a single-season with a 15.3-yard average. Led the AFC and finished second in the NFL behind Chicago's Devin Hester (17.1-yard return average) with the 15.3-yard average.
- Also had 14 rushing yards on two carries and 86 yards on seven receptions.
- Set a franchise record with a 94-yard punt return for a touchdown vs. Miami (1/2). Recorded a then-career-high 40-yard reception from Tom Brady in the first quarter against the Dolphins and a 13-yard rush. Finished with three catches for 72 yards, 13 rushing yards, four punt returns for 112 yards and a touchdown, and two fair catches against the Dolphins.
- Registered a then-career-long 42-yard punt return in the second quarter at Chicago (12/12). Also had a 71-yard punt return for a touchdown called back due to a penalty in the second quarter.
- Started at wide receiver in the postseason game vs. N.Y. Jets (1/16). Had one rush for 11 yards, one reception for 12 yards and returned two punts for 42 yards, including a 41-yard punt return.

2009 (11/7, 1/1)

- Played in 11 games with seven starts and finished the year with 37 receptions for 359 yards and one touchdown, 11 kickoff returns for 241 yards, six punt returns for 63 yards and two rushing attempts for five yards.
- Started in the postseason game vs. Baltimore (1/10) and led the team with six catches for 44 yards with two touchdown receptions. Also returned one punt for 28 yards. Became the first Patriots rookie to catch two touchdown passes in a postseason game when he scored on a 6-yard pass from Tom Brady in the second quarter and a 1-yard touchdown reception in the third quarter.
- Was inactive for the season-opener vs. Buffalo (9/14) and missed four games due to injury: at Tampa Bay (10/25), vs. Miami (11/8), at New Orleans (11/30) and at Miami (12/6).
- Made his NFL debut at the N.Y. Jets (9/20) when he started in place of an injured Wes Welker. Led the team with eight receptions for 98 yards.
- Hauled in his first career touchdown reception at Indianapolis (11/15) on a 9-yard pass from Tom Brady in the second quarter.
- Set then-career-highs with 10 catches for 103 yards in the regular-season finale at Houston (1/3), seeing increased action following a first-quarter injury to Wes Welker.

COLLEGE

- Played in 31 games to finish his career at Kent State with 4,997 yards passing and 2,664 yards rushing.
- Compiled a career high 3,190 yards of total offense in his senior season with the Golden Flashes and finished his career with 30 touchdown passes and 22 rushing scores.
- Was the Golden Flashes' starting quarterback as a senior in 2008, playing in 12 games and completing 153-of-275 passes for 1,820 yards and 13 touchdowns with 11 interceptions.
- Posted record-setting numbers as a redshirt freshman quarterback at the College of San Mateo in 2005 before transferring to Kent State.
- Named the Most Valuable Player in All-State Region I by the California Community College Football Coaches Association.
- Passed for 1,312 yards and 14 touchdowns and rushed for a school-record 1,253 yards and 17 scores.
- Helped lead San Mateo to an 8-3 record and second-place finish in the NorCal Conference.

PERSONAL

- Born May 22, 1986, to Angie and Francis Edelman.
- As senior at Woodside (California) High School in 2004, led the Wildcats to a 13-0 record and Central Coast Section championship and was named first-team all-league and all-county.
- Totaled 2,237 passing yards and 29 touchdowns in his high school career and also rushed for 964 yards and 13 touchdowns.
- Majored in business management at Kent State.

JULIAN EDELMAN **STATISTICS**

POS: WR HT: 5-10 WT: 198 LBS YEAR: 12TH ACQ: D7a-09 (232ND) COLLEGE: KENT STATE BORN: 5/22/86

REGULAR SEASON OFFENSIVE STATISTICS

			RECEIVING					*RUSHING*					*KICK RETURNS*					*PUNT RETURNS*					
Year	*Team*	*G/S*	*NO*	*YDS*	*AVG*	*LG*	*TD*	*NO*	*YDS*	*AVG*	*LG*	*TD*	*NO*	*YDS*	*AVG*	*LG*	*TD*	*NO*	*FC*	*YDS*	*AVG*	*LG*	*TD*
2009	Patriots	11/7	37	359	9.7	29	1	2	5	2.5	5	0	11	241	21.9	32	0	6	1	63	10.5	35	0
2010	Patriots	15/3	7	86	12.3	40	0	2	14	7.0	13	0	0	0	0.0	0	0	21	6	321	15.3	94t	1
2011	Patriots	13/0	4	34	8.5	11	0	4	8	2.0	6	0	12	284	23.7	37	0	28	7	296	10.6	72t	1
2012	Patriots	9/3	21	235	11.2	56t	3	4	45	11.3	47	0	3	38	12.7	32	0	17	1	263	15.5	68t	1
2013	Patriots	16/11	105	1056	10.1	44	6	2	11	5.5	7	0	0	0	0.0	0	0	35	23	374	10.7	43	0
2014	Patriots	14/13	92	972	10.6	69t	4	10	94	9.4	25	0	0	0	0.0	0	0	25	6	299	12.0	84t	1
2015	Patriots	9/9	61	692	11.3	59t	7	3	23	7.7	12	0	0	0	0.0	0	0	10	1	81	9.2	19	0
2016	Patriots	16/13	98	1106	11.3	77t	3	12	57	4.8	9	0	3	44	14.7	19	0	15	7	135	9.0	23	0
2017	Patriots	Injured Reserve																					
2018	Patriots	12/12	74	850	11.5	34	6	9	107	11.9	20	0	0	0	0.0	0	0	20	11	154	7.7	25	0
2019	Patriots	16/13	100	1117	11.2	44	6	8	27	3.4	9	0	1	19	19.0	19	0	0	0	0	0.0	0	0
2020	Patriots	1/1	5	57	11.4	16	0	1	23	23.0	23	0	0	0	0.0	0	0	0	0	0	0.0	0	0
Totals – 12 Years		**132/85**	**604**	**6,564**	**10.9**	**77t**	**36**	**57**	**414**	**7.3**	**47**	**0**	**30**	**626**	**20.9**	**37**	**0**	**177**	**63**	**1,986**	**11.2**	**94t**	**4**

Additional Statistics: Defensive Tackles: 2011 (10); Special Teams Tackles: (7) 2011 (5), 2012 (1), 2016 (1); 22-yard Kickoff Fumble Return for TD at N.Y. Jets (11/22/12); 4 Pass Completions for 90 Yards and 1 Touchdown: 1 Pass Completion for 37 yards vs. Green Bay (11/4/18), 1 Pass Completion for 6 yards at Tennessee (11/11/18), 1 Pass Completion for 32 yards vs. Pittsburgh (9/8/19). 1 Pass Completion for a 15-Yard Touchdown at Philadelphia (11/17/19).

POSTSEASON OFFENSIVE STATISTICS

			RECEIVING					*RUSHING*					*KICK RETURNS*					*PUNT RETURNS*					
Year	*Team*	*G/S*	*NO*	*YDS*	*AVG*	*LG*	*TD*	*NO*	*YDS*	*AVG*	*LG*	*TD*	*NO*	*YDS*	*AVG*	*LG*	*TD*	*NO*	*FC*	*YDS*	*AVG*	*LG*	*TD*
2009	Patriots	1/1	6	44	7.3	24	2	0	0	0.0	0	0	0	0	0.0	0	0	1	1	28	28.0	28	0
2010	Patriots	1/1	1	12	12.0	12	0	1	11	11.0	11	0	0	0	0.0	0	0	2	0	42	21.0	41	0
2011	Patriots	3/0	2	19	9.5	11	0	1	-1	-1.0	-1	0	3	73	24.3	31	0	4	2	35	8.8	15	0
2012	Patriots	Injured Reserve																					
2013	Patriots	2/1	16	173	10.8	27	1	0	0	0.0	0	0	0	0	0.0	0	0	5	0	36	7.2	15	0
2014	Patriots	3/3	26	281	10.8	23	1	2	19	9.5	12	0	0	0	0.0	0	0	9	2	143	15.9	45	0
2015	Patriots	2/2	17	153	9.0	19	0	1	11	11.0	11	0	0	0	0.0	0	0	1	0	16	16.0	16	0
2016	Patriots	3/3	21	342	16.3	48	1	2	14	7.0	12	0	0	0	0.0	0	0	7	7	66	9.4	26	0
2017	Patriots	Injured Reserve																					
2018	Patriots	3/3	26	388	14.9	35	0	2	15	7.5	8	0	0	0	0	0	0	10	3	77	7.7	16	0
2019	Patriots	1/1	3	30	10.0	20	0	2	12	6.0	7	1	1	10	10.0	10	0	0	0	0	0.0	0	0
Totals – 11 Years		**19/15**	**118**	**1,442**	**12.2**	**48**	**5**	**11**	**81**	**7.4**	**12**	**1**	**4**	**83**	**20.8**	**31**	**0**	**39**	**15**	**443**	**11.4**	**45**	**0**

Additional Statistics: Defensive Tackles: 2011 (2); Special Team Tackles: 2011 (1); 51-yard Touchdown Pass vs. Baltimore (1/10/15); 1 Pass Attempt vs. Atlanta (2/5/17).

EDELMAN'S CAREER **GAME-BY-GAME**

			RECEIVING					RUSHING					KICK RETURNS					PUNT RETURNS				
2009	**OPPONENT**	**P/S**	**NO**	**YDS**	**AVG**	**LG**	**TD**	**NO**	**YDS**	**AVG**	**LG**	**TD**	**NO**	**YDS**	**AVG**	**LG**	**TD**	**NO**	**FC**	**YDS**	**AVG**	**LG**	**TD**
09/14	Buffalo		Inactive																				
09/20	at N.Y. Jets	S	8	98	12.3	29	0	-	-	-	-	-	2	39	19.5	22	0	1	0	2	2.0	2	0
09/27	Atlanta	p	3	20	6.7	11	0	1	5	5.0	5	0	-	-	-	-	-	-	-	-	-	-	-
10/04	Baltimore	p	1	12	12.0	12	0	-	-	-	-	-	-	-	-	-	-	-	-	-	-	-	-
10/11	at Denver	p	3	15	5.0	6	0	-	-	-	-	-	4	93	23.3	32	0	2	0	22	11.0	16	0
10/18	Tennessee	S	6	43	7.2	16	0	-	-	-	-	-	1	25	25.0	25	0	3	0	39	13.0	35	0
10/25	at Tampa Bay		Inactive																				
11/08	Miami		Inactive																				
11/15	at Indianapolis	p	2	14	7.0	9t	1	-	-	-	-	-	-	-	-	-	-	-	-	-	-	-	-
11/22	N.Y. Jets	S	3	26	8.7	11	0	1	0	0.0	0	0	3	68	22.7	28	0	-	-	-	-	-	-
11/30	at New Orleans		Inactive																				
12/06	at Miami		Inactive																				
12/13	Carolina	S	-	-	-	-	-	-	-	-	-	-	-	-	-	-	-	-	-	-	-	-	-
12/20	at Buffalo	S	-	-	-	-	-	-	-	-	-	-	-	-	-	-	-	-	-	-	-	-	-
12/27	Jacksonville	S	1	28	28.0	28	0	-	-	-	-	-	1	16	16.0	16	0	-	-	-	-	-	-
01/03	at Houston	S	10	103	10.3	25	0	-	-	-	-	-	-	-	-	-	-	0	1	0	0.0	0	0
2009 Totals		**11/7**	**37**	**359**	**9.7**	**29**	**1**	**2**	**5**	**2.5**	**5**	**0**	**11**	**241**	**21.9**	**32**	**0**	**6**	**1**	**63**	**10.5**	**35**	**0**
01/10	Baltimore	S	6	44	7.3	24	2	-	-	-	-	-	-	-	-	-	-	1	1	28	28.0	28	0
2009 Postseason		**1/1**	**6**	**44**	**7.3**	**24**	**2**	**0**	**0**	**0.0**	**0**	**0**	**0**	**0**	**0.0**	**0**	**0**	**1**	**1**	**28**	**28.0**	**28**	**0**

			RECEIVING					RUSHING					KICK RETURNS					PUNT RETURNS				
2010	**OPPONENT**	**P/S**	**NO**	**YDS**	**AVG**	**LG**	**TD**	**NO**	**YDS**	**AVG**	**LG**	**TD**	**NO**	**YDS**	**AVG**	**LG**	**TD**	**NO**	**FC**	**YDS**	**AVG**	**LG**	**TD**
09/12	Cincinnati		Inactive																				
09/19	at N.Y. Jets	p	1	6	6.0	6	0	-	-	-	-	-	-	-	-	-	-	2	0	26	13.0	15	0
09/26	Buffalo	S	3	8	2.7	6	0	1	1	1.0	1	0	-	-	-	-	-	-	-	-	-	-	-
10/04	at Miami	p	-	-	-	-	-	-	-	-	-	-	-	-	-	-	-	-	-	-	-	-	-
10/17	Baltimore	p	-	-	-	-	-	-	-	-	-	-	-	-	-	-	-	2	0	16	8.0	10	0
10/24	at San Diego	p	-	-	-	-	-	-	-	-	-	-	-	-	-	-	-	2	0	37	18.5	34	0
10/31	Minnesota	p	-	-	-	-	-	-	-	-	-	-	-	-	-	-	-	1	0	4	4.0	4	0
11/07	at Cleveland	p	-	-	-	-	-	-	-	-	-	-	-	-	-	-	-	-	-	-	-	-	-
11/14	at Pittsburgh	p	-	-	-	-	-	-	-	-	-	-	-	-	-	-	-	1	2	12	12.0	12	0
11/21	Indianapolis	p	-	-	-	-	-	-	-	-	-	-	-	-	-	-	-	0	1	0	0.0	0	0
11/25	at Detroit	p	-	-	-	-	-	-	-	-	-	-	-	-	-	-	-	3	0	47	15.7	28	0
12/06	N.Y. Jets	p	-	-	-	-	-	-	-	-	-	-	-	-	-	-	-	1	0	13	13.0	13	0
12/12	at Chicago	S	-	-	-	-	-	-	-	-	-	-	-	-	-	-	-	2	0	43	21.5	42	0
12/19	Green Bay	p	-	-	-	-	-	-	-	-	-	-	-	-	-	-	-	3	0	11	3.7	7	0
12/26	at Buffalo	p	-	-	-	-	-	-	-	-	-	-	-	-	-	-	-	0	1	0	0.0	0	0
01/02	Miami	S	3	72	24.0	40	0	1	13	13.0	13	0	-	-	-	-	-	4	2	112	28.0	94t	1
2010 Totals		**15/3**	**7**	**86**	**12.3**	**40**	**0**	**2**	**14**	**7.0**	**13**	**0**	**0**	**0**	**0.0**	**0**	**0**	**21**	**6**	**321**	**15.3**	**94t**	**1**
01/16	N.Y. Jets	S	1	12	12.0	12	0	1	11	11.0	11	0	-	-	-	-	-	2	0	42	21.0	41	0
2010 Postseason		**1/1**	**7**	**56**	**8.0**	**24**	**2**	**1**	**11**	**11.0**	**11**	**0**	**0**	**0**	**0.0**	**0**	**0**	**2**	**0**	**42**	**21.0**	**41**	**0**

			RECEIVING					RUSHING					KICK RETURNS					PUNT RETURNS				
2011	**OPPONENT**	**P/S**	**NO**	**YDS**	**AVG**	**LG**	**TD**	**NO**	**YDS**	**AVG**	**LG**	**TD**	**NO**	**YDS**	**AVG**	**LG**	**TD**	**NO**	**FC**	**YDS**	**AVG**	**LG**	**TD**
09/12	at Miami	p	1	9	9.0	9	0	-	-	-	-	-	2	65	32.5	37	0	5	0	59	11.8	17	0
09/18	San Diego	p	-	-	-	-	-	-	-	-	-	-	2	39	19.5	20	0	-	-	-	-	-	-
09/25	at Buffalo	p	1	5	5.0	5	0	2	3	1.5	2	0	3	63	21.0	29	0	3	1	31	10.3	18	0
10/02	at Oakland	p	1	11	11.0	11	0	1	-1	-1.0	-1	0	2	47	23.5	22	0	1	0	15	15.0	15	0
10/09	N.Y. Jets		Inactive																				
10/16	Dallas		Inactive																				
10/30	at Pittsburgh		Inactive																				
11/06	N.Y. Giants	p	0	2	0.0	2	0	-	-	-	-	-	1	22	22.0	22	0	5	2	17	3.4	10	0
11/13	at N.Y. Jets	p	-	-	-	-	-	-	-	-	-	-	-	-	-	-	-	1	1	16	16.0	16	0
11/21	Kansas City	p	-	-	-	-	-	-	-	-	-	-	-	-	-	-	-	2	0	81	40.5	72t	1
11/27	at Philadelphia	p	-	-	-	-	-	-	-	-	-	-	-	-	-	-	-	2	1	13	6.5	14	0
12/04	Indianapolis	p	-	-	-	-	-	-	-	-	-	-	2	48	24.0	27	0	2	1	15	13.0	11	0
12/11	at Washington	p	-	-	-	-	-	-	-	-	-	-	-	-	-	-	-	2	0	18	9.0	16	0
12/18	at Denver	p	1	7	7.0	7	0	-	-	-	-	-	-	-	-	-	-	3	0	23	7.7	14	0
12/24	Miami	p	-	-	-	-	-	-	-	-	-	-	-	-	-	-	-	2	1	8	4.0	7	0
01/01	Buffalo	p	-	-	-	-	-	1	6	6.0	6	0	-	-	-	-	-	-	-	-	-	-	-
2011 Totals		**13/0**	**4**	**34**	**8.5**	**11**	**0**	**4**	**8**	**2.0**	**6**	**0**	**12**	**284**	**23.7**	**37**	**0**	**28**	**7**	**296**	**10.6**	**72t**	**1**
01/14	Denver	p	1	11	11.0	11	0	-	-	-	-	-	-	-	-	-	-	2	1	28	14.0	15	0
01/22	Baltimore	p	1	8	8.0	8	0	1	-1	-1.0	-1	-1	-	-	-	-	-	2	1	7	3.5	10	0
02/05	N.Y. Giants	p	-	-	-	-	-	-	-	-	-	-	3	73	24.3	31	0	-	-	-	-	-	-
2011 Postseason		**3/0**	**2**	**19**	**9.5**	**11**	**0**	**1**	**-1**	**-1.0**	**-1**	**-1**	**3**	**73**	**24.3**	**31**	**0**	**4**	**2**	**35**	**8.8**	**15**	**0**

EDELMAN'S CAREER **GAME-BY-GAME** (CONT.)

			RECEIVING					RUSHING					KICK RETURNS					PUNT RETURNS					
2012	**OPPONENT**	**P/S**	**NO**	**YDS**	**AVG**	**LG**	**TD**	**NO**	**YDS**	**AVG**	**LG**	**TD**	**NO**	**YDS**	**AVG**	**LG**	**TD**	**NO**	**FC**	**YDS**	**AVG**	**LG**	**TD**
09/09	at Tennessee	p	1	7	7.0	7	0	-	-	-	-	-	-	-	-	-	-	3	0	27	9.0	14	0
09/16	Arizona	S	5	50	10.0	17	0	-	-	-	-	-	-	-	-	-	-	2	1	25	12.5	22	0
09/23	at Baltimore	p	4	28	7.0	15	1	2	-5	-2.5	8	0	-	-	-	-	-	1	0	11	11.0	11	0
09/30	at Buffalo		Inactive																				
10/07	Denver		Inactive																				
10/14	at Seattle		Inactive																				
10/21	N.Y. Jets	p	2	7	3.5	5	0	-	-	-	-	-	1	6	6.0	6	0	0	0	0	0.0	0	0
10/28	at St. Louis	p	1	8	8.0	8	0	-	-	-	-	-	-	-	-	-	-	3	0	16	5.3	14	0
11/11	Buffalo	p	-	-	-	-	-	-	-	-	-	-	1	32	32.0	32	0	2	0	10	5.0	6	0
11/18	Indianapolis	S	5	58	11.6	18	1	1	47	47.0	47	0	1	0	0.0	0	0	2	0	117	58.5	68t	1
11/22	at N.Y. Jets	p	2	64	32.0	56t	1	1	3	3.0	3	0	-	-	-	-	-	2	0	32	16.0	30	0
12/02	at Miami	S	1	13	13.0	13	0	-	-	-	-	-	-	-	-	-	-	2	0	25	12.5	15	0
12/10	Houston							Placed on injured reserve 12/4															
2012 Totals		**9/3**	**21**	**235**	**11.2**	**56t**	**3**	**4**	**45**	**11.3**	**47**	**0**	**3**	**38**	**12.7**	**32**	**0**	**17**	**1**	**263**	**15.5**	**68t**	**1**

			RECEIVING					RUSHING					KICK RETURNS					PUNT RETURNS					
2013	**OPPONENT**	**P/S**	**NO**	**YDS**	**AVG**	**LG**	**TD**	**NO**	**YDS**	**AVG**	**LG**	**TD**	**NO**	**YDS**	**AVG**	**LG**	**TD**	**NO**	**FC**	**YDS**	**AVG**	**LG**	**TD**
09/08	at Buffalo	p	7	79	11.3	35	2	-	-	-	-	-	-	-	-	-	-	3	2	32	10.7	16	0
09/12	N.Y. Jets	S	13	78	6.0	10	0	1	4	4.0	4	0	-	-	-	-	-	6	1	72	12.0	17	0
09/22	Tampa Bay	S	7	44	6.3	12	0	-	-	-	-	-	-	-	-	-	-	2	1	29	14.5	16	0
09/29	at Atlanta	S	7	118	16.9	44	0	-	-	-	-	-	-	-	-	-	-	0	1	0	0.0	0	0
10/06	at Cincinnati	S	2	35	17.5	18	0	1	7	7.0	7	0	-	-	-	-	-	4	1	43	10.8	24	0
10/13	New Orleans	p	5	57	11.4	23	0	-	-	-	-	-	-	-	-	-	-	3	2	9	3.0	12	0
10/20	at N.Y. Jets	S	5	44	8.8	19	0	-	-	-	-	-	-	-	-	-	-	3	1	58	19.3	38	0
10/27	Miami	p	2	7	3.5	7	0	-	-	-	-	-	-	-	-	-	-	3	1	13	4.3	7	0
11/03	Pittsburgh	p	1	11	11.0	11	0	-	-	-	-	-	-	-	-	-	-	2	1	43	21.5	43	0
11/18	at Carolina	p	3	27	9.0	14	0	-	-	-	-	-	-	-	-	-	-	0	1	0	0.0	0	0
11/24	Denver	S	9	110	12.2	43	2	-	-	-	-	-	-	-	-	-	-	3	4	39	13.0	20	0
12/01	at Houston	S	9	101	11.2	25	0	-	-	-	-	-	-	-	-	-	-	1	1	11	11.0	11	0
12/08	Cleveland	S	6	64	10.7	23	1	-	-	-	-	-	-	-	-	-	-	2	3	7	3.5	8	0
12/15	at Miami	S	13	139	10.7	24t	1	-	-	-	-	-	-	-	-	-	-	0	1	0	0.0	0	0
12/22	at Baltimore	S	7	77	11.0	19	0	-	-	-	-	-	-	-	-	-	-	1	1	11	11.0	11	0
12/29	Buffalo	S	9	65	7.2	14	0	-	-	-	-	-	-	-	-	-	-	2	1	7	3.5	7	0
2013 Totals		**16/11**	**105**	**1056**	**10.2**	**44**	**6**	**2**	**11**	**5.5**	**7**	**0**	**0**	**0**	**0.0**	**0**	**0**	**35**	**23**	**374**	**10.7**	**43**	**0**
01/11	Indianapolis	p	6	84	14.0	27	0	-	-	-	-	-	-	-	-	-	-	5	0	36	7.2	15	0
01/19	at Denver	S	10	89	8.9	18	1	-	-	-	-	-	-	-	-	-	-	0	0	0	0.0	0	0
2013 Postseason		**2/1**	**16**	**173**	**10.8**	**27**	**1**	**0**	**0**	**0.0**	**0**	**0**	**0**	**0**	**0.0**	**0**	**0**	**5**	**0**	**0**	**0.0**	**0**	**0**

			RECEIVING					RUSHING					KICK RETURNS					PUNT RETURNS					
2014	**OPPONENT**	**P/S**	**NO**	**YDS**	**AVG**	**LG**	**TD**	**NO**	**YDS**	**AVG**	**LG**	**TD**	**NO**	**YDS**	**AVG**	**LG**	**TD**	**NO**	**FC**	**YDS**	**AVG**	**LG**	**TD**
09/07	at Miami	S	6	95	15.8	44	0	2	21	10.5	17	0	-	-	-	-	-	2	0	15	7.5	13	0
09/14	at Minnesota	S	6	81	13.5	44	1	1	9	9.0	9	0	-	-	-	-	-	4	1	66	16.5	34	0
09/21	Oakland	S	10	84	8.4	15	0	1	5	5.0	5	0	-	-	-	-	-	1	2	7	7.0	7	0
09/29	at Kansas City	S	4	23	5.8	7	0	-	-	-	-	-	-	-	-	-	-	2	1	10	5.0	10	0
10/05	Cincinnati	S	5	35	7.0	14	0	-	-	-	-	-	-	-	-	-	-	3	0	12	4.0	6	0
10/12	at Buffalo	S	9	91	10.1	20	0	1	10	10.0	10	0	-	-	-	-	-	3	0	12	4.0	7	0
10/16	N.Y. Jets	S	4	44	11.0	16	0	1	8	8.0	8	0	-	-	-	-	-	1	1	3	3.0	3	0
10/26	Chicago	S	1	14	14.0	14	0	-	-	-	-	-	-	-	-	-	-	1	0	42	42.0	42	0
11/02	Denver	S	9	89	9.9	26	1	-	-	-	-	-	-	-	-	-	-	1	0	84	84.0	84t	1
11/16	at Indianapolis	S	5	50	10.0	14	0	2	31	15.5	25	0	-	-	-	-	-	0	0	0	0.0	0	0
11/23	Detroit	S	11	89	8.1	16	0	-	-	-	-	-	-	-	-	-	-	2	0	11	5.5	6	0
11/30	at Green Bay	S	7	48	6.9	17	0	-	-	-	-	-	-	-	-	-	-	-	-	-	-	-	-
12/07	at San Diego	p	8	141	17.6	69t	1	1	4	4.0	4	0	-	-	-	-	-	3	0	20	6.7	16	0
12/14	Miami	S	7	88	12.6	31	1	1	6	6.0	6	0	-	-	-	-	-	2	1	17	8.5	12	0
12/21	at N.Y. Jets			Inactive																			
12/28	Buffalo			Inactive																			
2014 Totals		**14/13**	**92**	**972**	**10.6**	**69t**	**4**	**10**	**94**	**9.4**	**25**	**0**	**0**	**0**	**0.0**	**0**	**0**	**25**	**6**	**299**	**12.0**	**84t**	**1**
01/10	Baltimore	S	8	74	9.3	13	0	-	-	-	-	-	-	-	-	-	-	3	0	45	15.0	19	0
01/18	Indianapolis	S	9	98	10.9	23	0	1	12	12.0	12	0	-	-	-	-	-	3	0	71	23.7	45	0
02/01	Seattle	S	9	109	12.1	23	1	1	7	7.0	7	0	-	-	-	-	-	3	2	27	9.0	15	0
2014 Postseason		**3/3**	**26**	**281**	**10.8**	**23**	**1**	**2**	**19**	**9.5**	**12**	**0**	**0**	**0**	**0.0**	**0**	**0**	**9**	**2**	**143**	**15.9**	**45**	**0**

			RECEIVING					RUSHING					KICK RETURNS					PUNT RETURNS					
2015	**OPPONENT**	**P/S**	**NO**	**YDS**	**AVG**	**LG**	**TD**	**NO**	**YDS**	**AVG**	**LG**	**TD**	**NO**	**YDS**	**AVG**	**LG**	**TD**	**NO**	**FC**	**YDS**	**AVG**	**LG**	**TD**
09/10	Pittsburgh	S	11	97	8.8	14	0	1	9	9.0	9	0	-	-	-	-	-	-	-	-	-	-	-
0920	at Buffalo	S	11	97	8.8	14	2	1	12	12.0	12	0	-	-	-	-	-	1	0	2	2.0	2	0
09/27	Jacksonville	S	8	85	10.6	19	0	-	-	-	-	-	-	-	-	-	-	1	0	8	8.0	8	0
10/11	at Dallas	S	4	120	30.0	59t	1	-	-	-	-	-	-	-	-	-	-	-	-	-	-	-	-
10/18	at Indianapolis	S	6	50	8.3	13	1	1	2	2.0	2	0	-	-	-	-	-	2	1	8	4.0	6	0
10/25	N.Y. Jets	S	5	54	10.8	27	0	-	-	-	-	-	-	-	-	-	-	2	0	27	13.5	17	0

EDELMAN'S CAREER **GAME-BY-GAME** (CONT.)

10/29		Miami	S	7	81	11.6	20	2	-	-	-	-	-	-	-	-	-	-	3	0	38	12.7	19	0
11/08		Washington	S	5	55	11.0	24	1	-	-	-	-	-	-	-	-	-	-	1	0	-2	-2.0	-2	0
11/15	at	N.Y. Giants	S	4	53	13.3	30	0	-	-	-	-	-	-	-	-	-	-	-	-	-	-	-	-
11/23		Buffalo				Inactive																		
11/29	at	Denver				Inactive																		
12/06		Philadelphia				Inactive																		
12/13	at	Houston				Inactive																		
12/20		Tennessee				Inactive																		
12/27	at	N.Y. Jets				Inactive																		
01/03	at	Miami				Inactive																		
2015 Totals			**9/9**	**61**	**692**	**11.3**	**59t**	**7**	**3**	**23**	**7.7**	**12**	**0**	**0**	**0**	**0.0**	**0**	**0**	**10**	**1**	**81**	**8.1**	**19**	**0**
01/16		Kansas City	S	10	100	10.0	14	0	1	11	11.0	11	0	-	-	-	-	-	-	-	-	-	-	-
02/01	at	Denver	S	7	53	7.6	19	0	-	-	-	-	-	-	-	-	-	-	1	0	16	16.0	16	0
2015 Postseason			**2/2**	**17**	**153**	**9.0**	**19**	**0**	**1**	**11**	**11.0**	**11**	**0**	**0**	**0**	**0.0**	**0**	**0**	**1**	**0**	**16**	**16.0**	**16**	**0**

					RECEIVING					*RUSHING*					*KICK RETURNS*					*PUNT RETURNS*				
2016		***OPPONENT***	***P/S***	***NO***	***YDS***	***AVG***	***LG***	***TD***	***NO***	***YDS***	***AVG***	***LG***	***TD***	***NO***	***YDS***	***AVG***	***LG***	***TD***	***NO***	***FC***	***YDS***	***AVG***	***LG***	***TD***
09/11	at	Arizona	S	7	66	9.4	19	0	3	16	5.3	9	0	-	-	-	-	-	-	-	-	-	-	-
09/18		Miami	S	7	76	10.9	19	0	-	-	-	-	-	-	-	-	-	-	-	-	-	-	-	-
09/22		Houston	S	4	38	9.5	23	0	3	14	4.7	8	0	-	-	-	-	-	-	-	-	-	-	-
10/02		Buffalo	S	1	16	16.0	16	0	1	1	1.0	1	0	-	-	-	-	-	-	-	-	-	-	-
10/09	at	Cleveland	S	5	35	7.0	12	0	-	-	-	-	-	1	9	9.0	9	0	2	2	12	6.0	12	0
10/16		Cincinnati	S	4	30	7.5	13	0	1	8	8.0	8	0	1	16	16.0	16	0	3	0	49	16.3	23	0
10/23	at	Pittsburgh	S	9	60	6.7	11	0	-	-	-	-	-	-	-	-	-	-	2	0	22	11.0	12	0
10/30	at	Buffalo	S	4	37	9.3	12t	1	1	0	0.0	0	0	-	-	-	-	-	2	0	19	9.5	10	0
11/13		Seattle	S	7	99	14.1	33	0	-	-	-	-	-	-	-	-	-	-	-	-	-	-	-	-
11/20	at	San Francisco	S	8	77	9.6	21	1	2	12	6.0	7	0	-	-	-	-	-	-	-	-	-	-	-
11/27	at	N.Y. Jets	S	8	83	10.4	24	0	-	-	-	-	-	-	-	-	-	-	-	-	-	-	-	-
12/04		Los Angeles	S	8	101	12.6	32	0	-	-	-	-	-	-	-	-	-	-	-	-	-	-	-	-
12/12		Baltimore	p	7	73	10.4	28	0	-	-	-	-	-	1	19	19.0	19	0	-	-	-	-	-	-
12/18	at	Denver	p	6	75	12.5	17	0	-	-	-	-	-	-	-	-	-	-	3	3	21	7.0	16	0
12/24		N.Y. Jets	p	5	89	17.8	35	0	-	-	-	-	-	-	-	-	-	-	2	0	12	6.0	8	0
01/01	at	Miami	S	8	151	18.9	77t	1	1	6	6.0	6	0	-	-	-	-	-	1	2	0	0.0	0	0
2016 Totals			**16/13**	**98**	**1106**	**11.3**	**77t**	**3**	**12**	**57**	**4.8**	**9**	**0**	**3**	**44**	**14.7**	**19**	**0**	**15**	**7**	**135**	**9.0**	**23**	**0**
01/14		Houston	S	8	137	17.1	48	0	1	12	12.0	12	0	-	-	-	-	-	4	3	25	6.5	14	0
01/22		Pittsburgh	S	8	118	14.8	41	1	-	-	-	-	-	-	-	-	-	-	0	2	0	0.0	0	0
02/05		Atlanta	S	5	87	17.4	27	0	1	2	2.0	2	0	-	-	-	-	-	3	2	40	13.3	26	0
2016 Postseason			**3/3**	**21**	**342**	**16.3**	**48**	**1**	**2**	**14**	**7.0**	**12**	**0**	**0**	**0**	**0.0**	**0**	**0**	**7**	**7**	**66**	**9.5**	**26**	**0**

2017 Season: Injured Reserve

					RECEIVING					*RUSHING*					*KICK RETURNS*					*PUNT RETURNS*				
2018		***OPPONENT***	***P/S***	***NO***	***YDS***	***AVG***	***LG***	***TD***	***NO***	***YDS***	***AVG***	***LG***	***TD***	***NO***	***YDS***	***AVG***	***LG***	***TD***	***NO***	***FC***	***YDS***	***AVG***	***LG***	***TD***
09/09		Houston				Did Not Play																		
09/16	at	Jacksonville				Did Not Play																		
09/23	at	Detroit				Did Not Play																		
09/30		Miami				Did Not Play																		
10/04		Indianapolis	S	7	57	8.1	13	0	-	-	-	-	-	-	-	-	-	-	2	0	20	10.0	15	0
10/14		Kansas City	S	4	54	13.5	21	1	1	7	7.0	7	0	-	-	-	-	-	-	-	-	-	-	-
10/21	at	Chicago	S	5	36	7.2	11	1	-	-	-	-	-	-	-	-	-	-	2	1	3	1.5	3	0
10/29	at	Buffalo	S	9	104	11.6	26	0	2	13	6.5	7	0	-	-	-	-	-	0	1	0	0.0	0	0
11/04		Green Bay	S	6	71	11.8	33	0	2	28	14.0	17	0	-	-	-	-	-	1	4	0	0.0	0	0
11/11	at	Tennessee	S	9	104	11.6	30	0	-	-	-	-	-	-	-	-	-	-	2	1	30	15.0	18	0
11/25	at	N.Y. Jets	S	4	84	21.0	36	1	-	-	-	-	-	-	-	-	-	-	2	0	0	0.0	0	0
12/02		Minnesota	S	3	25	8.3	13	0	2	35	17.5	20	0	-	-	-	-	-	3	1	29	9.7	23	0
12/09	at	Miami	S	9	86	9.6	20	1	-	-	-	-	-	-	-	-	-	-	2	0	7	3.5	5	0
12/16	at	Pittsburgh	S	7	90	12.9	34	0	-	-	-	-	-	-	-	-	-	-	0	2	0	0.0	0	0
12/23		Buffalo	S	6	70	11.7	32t	1	-	-	-	-	-	-	-	-	-	-	2	0	37	18.5	25	0
12/30		N.Y. Jets	S	5	69	13.8	18	1	2	24	12.0	18	0	-	-	-	-	-	4	1	28	7.0	12	0
2018 Totals			**12/12**	**74**	**850**	**11.5**	**42**	**7**	**9**	**107**	**11.9**	**20**	**0**	**0**	**0**	**0.0**	**0**	**0**	**20**	**11**	**154**	**7.7**	**25**	**0**
01/13		L.A. Chargers	S	9	151	16.8	35	0	1	7	7.0	7	0	-	-	-	-	-	5	1	37	7.4	16	0
01/20	at	Kansas City	S	7	96	13.7	20	0	-	-	-	-	-	-	-	-	-	-	3	1	38	12.7	14	0
02/03		L.A. Rams	S	10	141	14.1	27	0	1	8	8.0	8	0	-	-	-	-	-	2	1	2	1.0	7	0
2018 Postseason			**3/3**	**26**	**388**	**14.9**	**35**	**0**	**2**	**15**	**7.5**	**8**	**0**	**0**	**0**	**0.0**	**0**	**0**	**10**	**3**	**77**	**7.7**	**16**	**0**

EDELMAN'S CAREER **GAME-BY-GAME** (CONT.)

			RECEIVING						RUSHING					KICK RETURNS						PUNT RETURNS				
2019	**OPPONENT**	**P/S**	**NO**	**YDS**	**AVG**	**LG**	**TD**	**NO**	**YDS**	**AVG**	**LG**	**TD**	**NO**	**YDS**	**AVG**	**LG**	**TD**	**NO**	**FC**	**YDS**	**AVG**	**LG**	**TD**
09/08	Pittsburgh	S	6	83	13.8	24	0	1	8	8.0	8	0	-	-	-	-	-	-	-	-	-	-	-
09/15 at	Miami	S	4	51	12.8	18	0	1	1	1.0	1	0	-	-	-	-	-	-	-	-	-	-	-
09/22	N.Y. Jets	S	7	62	8.9	15	1	-	-	-	-	-	-	-	-	-	-	-	-	-	-	-	-
09/29 at	Buffalo	S	4	30	7.5	10	0	-	-	-	-	-	-	-	-	-	-	-	-	-	-	-	-
10/06 at	Washington	S	8	110	13.8	31	1	-	-	-	-	-	-	-	-	-	-	-	-	-	-	-	-
10/10	N.Y. Giants	p	9	113	12.6	36	0	-	-	-	-	-	-	-	-	-	-	-	-	-	-	-	-
10/21 at	N.Y. Jets	S	7	47	6.7	14	0	3	20	6.7	9	0	1	19	19.0	19	0	-	-	-	-	-	-
10/27	Cleveland	S	8	78	9.8	23	2	1	-3	-3.0	-3	0	-	-	-	-	-	-	-	-	-	-	-
11/03 at	Baltimore	S	10	89	8.9	25	0	-	-	-	-	-	-	-	-	-	-	-	-	-	-	-	-
11/17 at	Philadelphia	S	5	53	10.6	14	0	-	-	-	-	-	-	-	-	-	-	-	-	-	-	-	-
11/24	Dallas	S	8	93	11.6	23	0	-	-	-	-	-	-	-	-	-	-	-	-	-	-	-	-
12/01 at	Houston	p	6	106	17.7	44	1	1	-7	-7.0	-7	0	-	-	-	-	-	-	-	-	-	-	-
12/08	Kansas City	S	8	95	11.9	37t	1	1	8	8.0	8	0	-	-	-	-	-	-	-	-	-	-	-
12/15 at	Cincinnati	S	2	9	4.5	11	0	-	-	-	-	-	-	-	-	-	-	-	-	-	-	-	-
12/21	Buffalo	S	5	72	14.4	30	0	-	-	-	-	-	-	-	-	-	-	-	-	-	-	-	-
12/29	Miami	p	3	26	8.7	14	9	-	-	-	-	-	-	-	-	-	-	-	-	-	-	-	-
2019 Totals		**16/13**	**100**	**1117**	**11.2**	**44**	**6**	**8**	**27**	**3.4**	**9**	**0**	**1**	**19**	**19.0**	**19**	**0**	**0**	**0**	**0**	**0.0**	**0**	**0**
01/04	Tennessee	S	3	30	10.0	20	0	2	12	6.0	7	1	-	-	-	-	-	-	-	-	-	-	-
2019 Postseason		**1/1**	**3**	**30**	**10.0**	**20**	**0**	**2**	**12**	**6.0**	**7**	**1**	**0**	**0**	**0.0**	**0**	**0**	**0**	**0**	**0**	**0.0**	**0**	**0**

JERMAINE **ELUEMUNOR**

72 | OFFENSIVE LINE

HT: 6-4 | **WT:** 335 | **Born:** 12/13/1994 | **Exp. (NFL/Patriots):** 4/2
GP/GS (Playoffs): 28/4 (1/0) | **Acq:** TR (BAL)-19
College: Texas A&M | **Hometown:** London, England

PRONOUNCED eh-LOO-muh-nor

CAREER TRANSACTIONS

Jermaine Eluemunor was re-signed by the New England Patriots as a restricted free agent on April 16, 2020 ... Originally drafted by Baltimore in the fifth round (159th overall) of the 2017 NFL Draft ... Released by Baltimore (9/22/18) ... Signed by Baltimore to the practice squad (9/25/18) ... Signed by Baltimore to the 53-man roster from the practice squad (10/23/18) ... Acquired by the New England Patriots along with a 2020 sixth-round draft pick from Baltimore in a trade in exchange for a 2020 fourth-round draft pick (8/29/19).

SEASONAL REVIEWS

2020 (1/1)

- Started at right tackle in the season-opening win over Miami (9/13) as part of an offensive line that paved the way for 217 rushing yards. It was his first career start at right tackle and first start as a Patriot.

2019 (10/0, 0/0)

- Joined the Patriots via trade on Aug. 29.
- Appeared in 10 regular-season games as a reserve. Played mainly on special teams.
- Was inactive in five regular season games and the AFC Wild Card loss vs. Tennessee (1/4).
- Was active but did not play in the win at Washington (10/6).
- Made his Patriots debut at left guard in the fourth quarter of the season-opening win vs. Pittsburgh (9/8). Came in following an injury to Marcus Cannon that shifted left guard Joe Thuney to the right tackle position.

2018 (10/1, 1/0 – BALTIMORE)

- Played in 10 games with one start. Played primarily on special teams but also saw action along the offensive line.
- Started his third-career game and first at left tackle vs. Pittsburgh (11/4) .
- Inactive for the season's first two games. Spent the following weeks on Baltimore's practice squad and signed to the 53-man roster vs. Carolina (10/28).

2017 (8/2 – BALTIMORE)

- Appeared in eight games with two starts, playing primarily at right guard.
- Selected to the *PFWA* All-Rookie Team.

EXTRA POINTS

- Eluemunor was born in London. He was originally exposed to American football while attending the first ever NFL game in London: the New York Giants vs. the Miami Dolphins in 2007. He began to play football after moving to the U.S. at the age of 14.

HONORS AND AWARDS

2017: *PFWA* All-Rookie Team

- Made his first career start at right guard vs. Chicago (10/15).
- Was inactive for final six regular season games.

COLLEGE

- Appeared in 25 games with 12 starts at Texas A&M, playing both tackle and guard. Redshirted the 2014 season after transferring from Lackawanna (Scranton, PA).
- Selected second-team All-Northeast Conference for his performance at Lackawanna.

PERSONAL

- Originally from London, England.
- Attended Morris Knolls (Rockaway, New Jersey) High School, where he played football for the first time.
- Wrestled in High School, compiling a record of 30-7 and reaching the New Jersey State Finals as a senior.

HJALTE **FROHOLDT**

64 | OFFENSIVE LINE

HT: 6-5 | **WT:** 310 | **Born:** 8/20/1996 | **Exp. (NFL/Patriots):** 2/2
GP/GS (Playoffs): 1/0 (0/0) | **Acq:** D4a-19 (118th)
College: Arkansas | **Hometown:** Svendborg, Denmark

PRONOUNCED YELL-duh FROH-holdt

CAREER TRANSACTIONS

Hjalte Froholdt was drafted by the New England Patriots in the fourth round (118th overall) of the 2019 NFL Draft.

2020 (1/0)

- Made his NFL debut in the season-opening win over Miami (9/13), appearing on special teams.

2019 (0/0, 0/0)

- Placed on injured reserve on Aug. 31, 2019.

COLLEGE

- Appeared in 47 career games with 37 starts over four seasons at Arkansas.
- Began collegiate career as a defensive lineman before making the switch to offensive line prior to his sophomore season.
- Earned 2018 Second Team All-SEC honors as a senior in 2018.
- Named to the Fall SEC Academic Honor Roll in each of his four seasons at Arkansas.
- Capped his collegiate career with 2,446 snaps on the offensive line, with 1,291 in pass protection, allowing just three sacks, all coming in 2016.

PERSONAL

- Posted 55 tackles, including 12.0 for loss, and 10 sacks during his senior season at IMG Academy in Florida.
- Helped IMG Academy finish 10-1 in just its second season of varsity football.
- Also participated in track and field.
- Started playing football competitively in the United States during his sophomore year of high school as a foreign exchange student in Ohio.
- Majored in applied exercise science at Arkansas.

STEPHON GILMORE

24 | CORNERBACK

HT: 6-1 | **WT:** 202 | **Born:** 9-19-1990 | **Exp. (NFL/Patriots):** 9/4
GP/GS (Playoffs): 114/112 (7/7) | **Acq:** UFA (BUF)-17
College: South Carolina | **Hometown:** Rock Hill, S.C.

PRO BOWLS: 16, 18, 19 SUPER BOWLS: 18

PRONOUNCED steph-AHN

CAREER TRANSACTIONS

Stephon Gilmore was signed by the New England Patriots as an unrestricted free agent from Buffalo on March 10, 2017 … Originally drafted by Buffalo in the first round (10th overall) of the 2012 NFL Draft.

CAREER HIGHLIGHTS

- Selected to three Pro Bowls and two in consecutive years in 2018 and 2019.
- Named to the New England Patriots 2010s All-Decade Team at cornerback.
- Named Associated Press NFL Defensive Player of the Year in 2019, becoming the first Patriot to win the award. Became the first defensive back to win the award since Troy Polamalu in 2010, first cornerback since Charles Woodson in 2009 and the sixth cornerback overall to earn accolade.
- Became the first cornerback chosen as *PFWA* Defensive Player of the Year for his performance in 2019. Also selected to the *PFWA* All-NFL team in consecutive seasons for the 2018 and 2019 campaigns.
- Named a unanimous selection to the Associated Press All-Pro: First Team in 2019 after tying for the league-lead with six interceptions and returning two for touchdowns, registering a league-high 20 passes defensed, forcing one fumble and making 53 tackles.
- Named Associated Press All-Pro: First Team after recording 20 passes defensed, two interceptions, 45 tackles and two forced fumbles in 2018.
- Voted the top corner in the NFL by his peers on the 2019 NFL Top 100 list.
- Intercepted a pass with under five minutes remaining to halt a threatening L.A. Rams drive and help secure a Patriots victory in Super Bowl LIII.
- Ranked second in the league with 20 passes defensed in 2018 and seventh in Patriots team history.
- Scored his only two career touchdowns on interception returns during the 2019 season, returning an interception 54-yards for a touchdown at Miami (9/15) and another for a 64-yard touchdown at Cincinnati (12/15).
- Set a career-high with six interceptions in 2019 after recording five with Buffalo in 2016.
- One of nine active players to record 20-plus passes defensed in multiple seasons in 2019. With 20 passes defensed in 2019, Gilmore became the 12th player and seventh currently active player to record 20-plus passes defensed in consecutive seasons in the NFL since 2000.

HONORS & AWARDS

2019: Associated Press Defensive Player of the Year, Pro Bowl, Associated Press All-Pro: First Team, PFWA Defensive Player of the Year, PFWA All-NFL Team, PFWA All-AFC Team, *Sporting News* Defensive Player of the Year, *Sporting News* All-Pro, AFC Defensive Player of the Month (October)

2018: Pro Bowl, Associated Press All-Pro: First Team, PFWA All-NFL Team

2016: Pro Bowl

SEASONAL REVIEWS

2020 (1/1)

- Totaled five tackles and an interception he returned for 15 yards in the season-opening win over Miami (9/13).

2019 (16/16, 1/1)

- Named Associated Press NFL Defensive Player of the Year, becoming the first Patriot to win the award. Became the first defensive back to win the award since Troy Polamalu in 2010, first cornerback since Charles Woodson in 2009 and the sixth cornerback overall to earn accolade.
- Selected to the AFC Pro Bowl for the third time in his career and second consecutive season.
- Chosen as *PFWA* Defensive Player of the Year and became the third cornerback to win the award since it was founded in 1992. Joined Deion Sanders (1994) and Charles Woodson (2009) as the only corners to win the award.
- Named to the *PFWA* All-NFL team for the second-consecutive season. Also named a member of the PFWA All-AFC Team.
- Unanimously voted to the Associated Press All-Pro: First Team for the second time in his career after starting all 16 regular-season games, tying for the league-lead with six interceptions and returning two for touchdowns, registering 20 passes defensed (tied for career-high) for the second-consecutive season, forcing one fumble and making a career-high 53 tackles as part of a defense that finished No. 1 in the NFL in total defense (275.9 yards per game) and scoring (14.1 points allowed per game). Two interception returns for touchdowns also tied a team record.
- Named AFC Defensive Player of the Month in October.
- Started at cornerback and made two tackles in the AFC Wild Card loss vs. Tennessee (1/4).
- Was a key contributor on defense in a starting role at cornerback, making two tackles, an interception that he returned 54 yards for his first career touchdown and three

VIDEO FEATURE

- Get to know the Gilmore family on this episode of "Do Your Life".

passes defensed — one of which led to a third quarter interception by DB Devin McCourty in the victory at Miami (9/15).

- Recorded his second interception of the season and tied a career-high with five passes defensed vs. N.Y. Giants (10/10). Also registered three tackles in the victory.
- Grabbed his third interception of the season and second in consecutive games while adding one pass defensed in the win at N.Y. Jets (10/21).
- Grabbed his fourth interception of the season and added two passes defensed and five tackles in the win vs. Dallas (11/24). His second pass defensed came on a crucial second down when the Cowboys were throwing into the end zone while trailing by a touchdown in the fourth quarter. Also held Dallas WR Amari Cooper without a catch during the game.
- Recorded five tackles, one pass defensed and recovered a fumble forced by DB Devin McCourty in the third quarter of the loss vs. Kansas City (12/8). The fumble recovery led to a Patriots field goal.
- Made two tackles and two interceptions with four passes defensed in the win at Cincinnati (12/15). Returned his second interception for a 64-yard touchdown while also marking his second pick-six of the season and his career, setting a new career-long interception return. Gilmore's two interception returns for touchdowns make him the first player to achieve the feat since Tedy Bruschi in 2003. Joined J.C. Jackson as the first pair of Patriot defenders to record multiple interceptions in the same game since 1986.
- Led the team with eight tackles and added one pass defensed in the loss vs. Miami (12/29). His pass defensed brought his total to 20 on the year, tying a career-best and making him the first Patriot since 2000 to record back-to-back seasons with 20 passes defensed.

2018 (16/16, 3/3)

- Selected to his second career Pro Bowl.
- Earned Associated Press All-Pro: First Team honors.
- Named to the *PFWA* All-NFL team for the first time in his career.
- Started all 16 regular season games at cornerback and posted 45 tackles, his first career sack, two forced fumbles, one fumble recovery, two interceptions and a career-high 20 passes defensed, which were second in the NFL behind Chicago's Kyle Fuller.
- Started all three postseason contests and totaled seven tackles, one forced fumble, two interceptions and five passes defensed.
- Started at cornerback in the season-opening victory vs. Houston (9/9) and finished with a team-high eight tackles total while adding two passes defensed and an interception in the end zone of QB Deshaun Watson.
- Started at cornerback and finished with three tackles while shadowing WR Davante Adams for most of the night, limiting him to six catches for just 40 yards in the victory vs. Green Bay (11/4). Also added a pass defensed and a key fumble recovery early in the fourth quarter of a tie game that led to a Patriots go-ahead touchdown on the ensuing offensive possession.
- Made the start at cornerback and finished with four tackles while also making his first-career sack when he dropped QB Marcus Mariota for a 7-yard loss in the game at Tennessee (11/11).
- Started at cornerback and finished with one tackle and two passes defensed, while also adding his second interception of the season when he picked off QB Josh McCown late in the second quarter of the win at N.Y. Jets (11/25).
- Started and was a key contributor on defense, making one tackle while adding two passes defensed and an interception of QB Philip Rivers in the AFC Divisional Playoff win vs. L.A. Chargers (1/13).
- Started and made one tackle in the AFC Championship victory at Kansas City (1/20).
- Started at cornerback and finished with five tackles, three passes defensed, a forced fumble and an interception with under five minutes to play in the game with the Rams deep in New England territory during the Super Bowl LIII victory vs. L.A. Rams (2/3). Gilmore's interception helped preserve a one-score lead for the Patriots and returned possession to the offense, where they ultimately added a field goal to help put the game away. Gilmore played as part of a defense that held its opponent to a Super-Bowl record-tying low three points.

2017 (13/13, 3/3)

- Started all 13 regular-season games he appeared in and totaled 50 tackles, two interceptions and nine passes de-

LOCK-DOWN DEFENDER

Gilmore tied for the NFL lead with 20 passes defensed in 2019, matching his single-season high from 2018. Gilmore joined Ty Law (27 in 1998 & 23 in 2003) as the only New England Patriots with multiple seasons of 20-plus passes defensed in franchise history.

2019 NFL PASSES DEFENSED LEADERS

Player	*Team*	*Passes Defensed*
Stephon Gilmore	**New England**	**20**
Carlton Davis	Tampa Bay	19
Logan Ryan	Tennessee	18

2018 NFL PASSES DEFENSED LEADERS

Player	*Team*	*Passes Defensed*
Kyle Fuller	Chicago	21
Stephon Gilmore	**New England**	**20**
Kareem Jackson	Houston	17

MOST PASSES DEFENSED IN A SINGLE SEASON IN PATRIOTS HISTORY

Player	*Passes Defensed*
Ty Law (1998)	27
Asante Samuel (2006)	24
Maurice Hurst (1994)	23
Ty Law (2003)	23
Tyrone Poole (2003)	21
Stephen Gilmore (2019)	**20**
Stephen Gilmore (2018)	**20**

SHUTDOWN CORNER

Gilmore became one of nine active players to record 20-plus passes defensed in multiple seasons in 2019. With 20 passes defensed in 2019, Gilmore became the 12th player and seventh currently active player to record 20-plus passes defensed in consecutive seasons in the NFL since 2000.

2019 NFL PASSES DEFENSED LEADERS

Player	*Team*	*Passes Defensed*
Stephon Gilmore	**New England**	**20**
Carlton Davis	Tampa Bay	19
Logan Ryan	Tennessee	18

CONSECUTIVE SEASONS WITH 20+ PASSES DEFENSED SINCE 2000

Player	*Passes Defensed*
Ronde Barber (2001-02)	24, 20
Champ Bailey (2005-06)	23, 21
Marcus Coleman (2002-03)	22, 22
Kyle Fuller (2017-18)*	22, 21
Stephen Gilmore (2018-19)*	**20, 20**
Joe Haden (2013-14)*	20, 20
Leon Hall (2008, 09)*	24, 24
Casey Hayward (2016-17)*	20, 22
Marcus Peters (2015-16)*	26, 20
Marcus Trufant (2003-04)	20, 20
Troy Vincent (2000-01)	22, 27
Tramon Williams (2010-11)*	20, 22

(*) denotes active players

fensed.

- Started all three playoff games and posted 10 tackles and led the defense with six passes defensed, including the final fourth-down attempt by Jacksonville in the AFC Championship to secure a Super Bowl berth.
- Was inactive due to injury at N.Y. Jets (10/15), vs. Atlanta (10/22) and vs. L.A. Chargers (10/29).
- Started at cornerback in his Patriots debut and totaled four tackles and a pass defensed in the season opener vs. Kansas City (9/7).
- Started at cornerback and totaled four tackles, a pass defensed and made his first interception as a member of the Patriots that he returned 39 yards to the Texans 12-yard line to set up a Patriots touchdown in the win vs. Houston (9/24).
- Made his return to the starting lineup after missing three games due to injury and finished with three tackles and a pass defensed in the victory at Denver (11/12).
- Started at cornerback and finished with one tackle and a pass defensed to go along with his second interception of the season in the victory vs. Miami (11/26).
- Started at cornerback and led the team with eight tackles to go along with a pass defensed in the victory at Pittsburgh (12/17).
- Started at corner and finished with five tackles and added two passes defensed, including a pass breakup on Jacksonville's final fourth-down attempt of the game in New England territory in the 24-20 AFC Championship victory vs. the Jaguars (1/21).

2016 (15/15 – BUFFALO)

- Earned his first career Pro Bowl invitation.
- Started all 15 games he played in and recorded 48 tackles, a career-high five interceptions and 12 passes defensed.
- Was inactive for the regular-season finale at N.Y. Jets (1/1).
- Made a season-high tying six tackles N.Y. Jets (9/15).
- Tallied two interceptions - his first career multi-pick game - and added three tackles and four passes defensed vs. Arizona (9/25).
- Recorded two interceptions at Cincinnati (11/20), becoming the first Bill since Jairus Byrd in 2009 with two multiple pick games in one season. Added a season-high tying six tackles and three passes defensed.
- Recorded one tackle, one pass defensed and his fifth interception of the season vs. Pittsburgh (12/11), marking the most interceptions by a Bill in a single season since Jairus Byrd in 2012.
- Posted four tackles and one pass defensed vs. Miami (12/24), before leaving the game in overtime due to injury.

2015 (12/12 – BUFFALO)

- Started all 12 regular-season games he played in and produced 36 tackles, three interceptions and 18 passes defensed.
- Missed the final four games of the season due to injury. Was inactive at Philadelphia (12/13) and placed on injured reserve on Dec. 16 due to a shoulder injury.
- Recorded a season-high six tackles and tied a career high with four passes defensed in the season-opener vs. Indianapolis (9/13).
- Notched his first interception of the season and added two passes defensed and two tackles vs. N.Y. Giants (10/4).
- Made one tackle and sealed the game with an interception in the final minute at Tennessee (10/11). Also produced a game-high and tied a career-high with four passes defensed.
- Recorded his third interception of the season and made one tackle at New England (11/23).
- Made his 50th NFL start and posted five tackles with one pass defensed at Kansas City (11/29).
- Produced two tackles before leaving the game with a shoulder injury vs. Houston (12/6).

2014 (14/14 – BUFFALO)

- Started all 14 regular-season games he appeared in, recording 46 tackles, three interceptions, six passes defensed and one forced fumble
- Was inactive for the season opener at Chicago (9/7) and the season finale at New England (12/28).
- Recorded a season-high six solo tackles vs. San Diego (9/21).
- Recorded four tackles and his first interception of the season at Detroit (10/5). Also notched a pass defensed.
- Registered five tackles, one pass defensed and an interception at N.Y. Jets (10/26).
- Recorded three tackles, one pass defensed and a forced fumble vs. Kansas City (11/9).

- Posted three tackles, one pass defensed and an interception at Denver (12/7).
- Made one tackle before leaving the game due to injury at Oakland (12/21).

2013 (11/9 – BUFFALO)

- Played in 11 games and started nine after missing the first five with a wrist injury. Finished the season with 35 tackles, two interceptions and 10 passes defensed.
- Made his 2013 season debut and posted three tackles vs. Cincinnati (10/13).
- Made his first start of the season and recorded one tackle at New Orleans (10/27).
- Totaled a season-high seven tackles and added one pass defensed vs. Kansas City (11/3).
- Totaled two tackles and one pass defensed vs. N.Y. Jets (11/17). Helped pass defense yield a season-low 12 completions.
- Notched two tackles, his first interception of the season and two passes defensed at Tampa Bay (12/8).
- Posted an interception in his second consecutive game at Jacksonville (12/15) and added two tackles and one pass defensed.
- Posted three tackles and three passes defensed vs. Miami (12/22). Defense yielded a season-low 89 passing yards.

2012 (16/16 – BUFFALO)

- Started all 16 games of his rookie season. Made 61 tackles, one interception and led the team with 16 passes defensed.
- Became the first Bills rookie cornerback to start the season opener since Nate Odomes in 1987. Led Bills cornerbacks with five tackles and posted one forced fumble vs. N.Y. Jets (9/9).
- Tied for a team-high seven tackles and a team-high three passes defensed vs. Kansas City (9/16).
- Had a game-high four passes defensed and seven tackles vs. New England (9/30).
- Tied for the team-lead with six tackles at New England (11/11).
- Produced three tackles and a forced fumble vs. Miami (11/15). Turnover was converted into a field goal.
- Tied for the team-lead with six tackles at Indianapolis (11/25). Added two passes defensed and a forced fumble.
- Made his first career interception vs. St. Louis (12/9). Added two tackles and two passes defensed.

COLLEGE

- Started all 40 games he played in at South Carolina and posted 181 tackles with seven sacks, 15 stops for losses and five quarterback pressures. Also caused four fumbles and recovered four others. Had eight interceptions (one returned for TD) and 17 passes defensed.
- Gained 206 yards on 28 punt returns, 47 yards on two kickoff returns, 37 yards on seven carries, 68 yards on two-of-three pass completions and a blocked kick.
- Was a 2011 All-American first-team selection by The NFL Draft Report as a junior. Added All-SEC first-team honors and was named to the Paul Hornung Award Watch List, an honor given annually to the most versatile player in major college football by the Louisville Sports Commission and football legend Paul Hornung. Also received SEC Commissioner's Academic Honor Roll recognition. Started all 13 games at right cornerback, recording 46 tackles, one sack, four interceptions and three quarterback pressures.
- Earned All-American second-team honors from the NFL Draft Report and third-team accolades from the Associated Press, as the league's coaches selected him All-SEC first-team as a sophomore in 2010. Started all 14 games at right cornerback and led the team with 79 tackles, three sacks, six stops behind the line of scrimmage, two QB pressures, a forced fumble and a fumble recovery. Also posted three interceptions, returning one for a touchdown.
- Earned Freshman All- America honors by Phil Steele, CollegeFootballNews.com and Scout.com. Also named Freshman All-SEC by the league's coaches. Started all 13 games at right cornerback and ranked fifth on the team with 56 tackles. Also registered three sacks and six stops for losses. Posted one interception, eight passes defensed and caused and recovered a pair of fumbles.

PERSONAL

- Earned SEC academic honors as a sophomore and junior.
- Graduated from South Pointe High School in Rock Hill, South Carolina, in 2008. Earned first-team All-State honors as a senior
- Named "Mr. Football" for the state of South Carolina while helping his team to a perfect 15-0 record and the South Carolina AAAA Division II title as a senior. Rushed for 1,331 yards and 23 touchdowns and passed for 1,771 yards with 14 scores.
- Married to Gabrielle and they have a son, Sebastian, and a daughter, Gisele.
- Majored in sport and entertainment management at South Carolina.

STEPHON GILMORE **STATISTICS**

POS: CB HT: 6-1 WT: 202 LBS YEAR: 9TH ACQ: UFA (BUF)-17 COLLEGE: SOUTH CAROLINA BORN: 9/19/90

REGULAR SEASON DEFENSIVE STATISTICS

			TACKLES					INTERCEPTIONS					MISCELLANEOUS					
Year	*Team*	*G/S*	*TT*	*UT*	*A*	*S*	*YDS*	*NO*	*YDS*	*AVG*	*LG*	*TD*	*PD*	*FF*	*FR*	*YDS*	*TD*	*SPT*
2012	Bills	16/16	61	52	9	0.0	0.0	1	23	23.0	23	0	16	3	0	0	0	0
2013	Bills	11/9	35	30	5	0.0	0.0	2	0	0.0	0	0	10	0	1	0	0	0
2014	Bills	14/14	46	38	8	0.0	0.0	3	61	20.3	27	0	6	1	0	0	0	0
2015	Bills	12/12	36	36	0	0.0	0.0	3	33	11.0	29	0	18	0	0	0	0	0
2016	Bills	15/15	48	42	6	0.0	0.0	5	135	27.0	49	0	12	0	0	0	0	0
2017	Patriots	13/13	50	47	3	0.0	0.0	2	59	29.5	39	0	9	0	0	0	0	0
2018	Patriots	16/16	45	40	5	1.0	7.0	2	0	0.0	0	0	20	2	1	0	0	0
2019	Patriots	16/16	53	44	9	0.0	0.0	6	126	54.0	64t	2	20	0	1	0	0	0
2020	Patriots	1/1	5	4	1	0.0	0.0	1	15	15.0	15	0	1	0	0	0	0	0
Totals – 9 Years		**114/112**	**379**	**333**	**46**	**1.0**	**7.0**	**25**	**452**	**18.1**	**64t**	**2**	**111**	**6**	**3**	**0**	**0**	**0**

POSTSEASON DEFENSIVE STATISTICS

			TACKLES					INTERCEPTIONS					MISCELLANEOUS					
Year	*Team*	*G/S*	*TT*	*UT*	*A*	*S*	*YDS*	*NO*	*YDS*	*AVG*	*LG*	*TD*	*PD*	*FF*	*FR*	*YDS*	*TD*	*SPT*
2017	Patriots	3/3	10	9	1	0.0	0.0	0	0	0.0	0	0	6	0	0	0	0	0
2018	Patriots	3/3	7	7	0	0.0	0.0	2	0	0.0	0	0	5	1	0	0	0	0
2019	Patriots	1/1	2	2	0	0.0	0.0	0	0	0.0	0	0	0	0	0	0	0	0
Totals – 3 Years		**7/7**	**19**	**18**	**1**	**0.0**	**0.0**	**2**	**0**	**0.0**	**0**	**0**	**11**	**1**	**0**	**0**	**0**	**0**

GILMORE'S PATRIOTS **GAME-BY-GAME**

2017	*OPPONENT*	*P/S*	*TT*	*UT*	*A*	*S*	*YDS*	*INT*	*YDS*	*PD*	*FF*	*FR*	*SPT*
09/07	Kansas City	S	4	3	1	-	-	-	-	1	-	-	-
09/17	at New Orleans	S	2	2	0	-	-	-	-		-	-	-
09/24	Houston	S	4	4	0	-	-	1	39	1	-	-	-
10/01	Carolina	S	4	3	1	-	-	-	-		-	-	-
10/05	at Tampa Bay	S	5	5	0	-	-	-	-		-	-	-
10/15	at N.Y. Jets				Inactive								
10/22	Atlanta				Inactive								
10/29	L.A. Chargers				Inactive								
11/12	at Denver	S	3	3	0	-	-	-	-	1	-	-	-
11/19	at Oakland	S	5	5	0	-	-	-	-	1	-	-	-
11/26	Miami	S	1	1	0	-	-	1	20	1	-	-	-
12/03	at Buffalo	S	3	3	0	-	-	-	-	2	-	-	-
12/11	at Miami	S	3	3	0	-	-	-	-		-	-	-
12/17	at Pittsburgh	S	8	8	0	-	-	-	-	1	-	-	-
12/24	Buffalo	S	5	5	0	-	-	-	-		-	-	-
12/31	N.Y. Jets	S	3	2	1	-	-	-	-	1	-	-	-
2017 Totals		**13/13**	**50**	**47**	**3**	**0.0**	**0.0**	**2**	**59**	**9**	**0**	**0**	**0**
01/13	Tennessee	S	1	0	1	-	-	-	-	2	-	-	-
01/21	Jacksonville	S	5	5	0	-	-	-	-	2	-	-	-
02/04	Philadelphia	S	4	4	0	-	-	-	-	2	-	-	-
2017 Postseason		**3/3**	**10**	**9**	**1**	**0.0**	**0.0**	**0**	**0**	**6**	**0**	**0**	**0**

2018	*OPPONENT*	*P/S*	*TT*	*UT*	*A*	*S*	*YDS*	*INT*	*YDS*	*PD*	*FF*	*FR*	*SPT*
09/09	Houston	S	8	7	1	-	-	1	0	2	-	-	-
09/16	at Jacksonville	S	5	5	0	-	-	-	-	2	1	-	-
09/23	at Detroit	S	4	3	1	-	-	-	-		-	-	-
09/30	Miami	S	2	1	1	-	-	-	-		-	-	-
10/04	Indianapolis	S	1	1	0	-	-	-	-	3	-	-	-
10/14	Kansas City	S	2	2	0	-	-	-	-	1	-	-	-
10/21	at Chicago	S	1	1	0	-	-	-	-	1	-	-	-
10/29	at Buffalo	S	3	3	0	-	-	-	-	2	-	-	-
11/04	Green Bay	S	3	3	0	-	-	-	-	1	-	1	-
11/11	at Tennessee	S	4	4	0	1.0	7.0	-	-		1	-	-
11/25	at N.Y. Jets	S	1	0	1	-	-	1	0	3	-	-	-
12/02	Minnesota	S	3	2	1	-	-	-	-		-	-	-
12/09	at Miami	S	1	1	0	-	-	-	-	1	-	-	-
12/16	at Pittsburgh	S	3	3	0	-	-	-	-	2	-	-	-
12/23	Buffalo	S	3	3	0	-	-	-	-		-	-	-
12/30	N.Y. Jets	S	1	1	0	-	-	-	-	2	-	-	-
2018 Totals		**16/16**	**45**	**40**	**5**	**1.0**	**7.0**	**2**	**0**	**20**	**2**	**1**	**0**
01/13	L.A. Chargers		1	1	0	-	-	1	0	2	-	-	-
01/20	at Kansas City		1	1	0	-	-	-	-	-	-	-	-
02/03	at L.A. Rams		5	5	0	-	-	1	0	3	1	-	-
2018 Postseason		**3/3**	**7**	**7**	**0**	**0.0**	**0.0**	**2**	**0**	**5**	**1**	**0**	**0**

2019	*OPPONENT*	*P/S*	*TT*	*UT*	*A*	*S*	*YDS*	*INT*	*YDS*	*PD*	*FF*	*FR*	*SPT*
09/08	Pittsburgh	S	6	4	2	-	-	-	-	-	-	-	-
09/15	at Miami	S	2	0	2	-	-	1	54	3	-	-	-
09/22	N.Y. Jets	S	3	3	0	-	-	-	-	-	-	-	-
09/29	at Buffalo	S	4	4	0	-	-	-	-	-	-	-	-
10/06	at Washington	S	4	4	0	-	-	-	-	-	-	-	-
10/10	N.Y. Giants	S	3	2	1	-	-	1	0	5	-	-	-
10/21	at N.Y. Jets	S	0	0	0	-	-	1	8	1	-	-	-
10/27	Cleveland	S	4	4	0	-	-	-	-	1	-	-	-
11/03	at Baltimore	S	1	1	0	-	-	-	-	-	-	-	-
11/17	at Philadelphia	S	2	2	0	-	-	-	-	1	-	-	-
11/24	Dallas	S	5	4	1	-	-	1	0	2	-	-	-
12/01	at Houston	S	3	2	1	-	-	-	-	-	-	-	-
12/08	Kansas City	S	5	4	1	-	-	-	-	1	-	1	-
12/15	at Cincinnati	S	2	2	0	-	-	2	64	4	-	-	-
12/21	Buffalo	S	1	1	0	-	-	-	-	1	-	-	-
12/29	Miami	S	8	7	1	-	-	-	-	1	-	-	-
2019 Totals		**16/16**	**53**	**44**	**9**	**0.0**	**0.0**	**6**	**126**	**20**	**0**	**1**	**0**
01/04	Tennessee	S	2	2	0	-	-	-	-	-	-	-	-
2019 Postseason		**1/1**	**19**	**18**	**1**	**0.0**	**0.0**	**2**	**0**	**11**	**1**	**0**	**00**

LAWRENCE **GUY**

93 | DEFENSIVE LINE

HT: 6-4 | **WT:** 315 | **Born:** 3/17/1990 | **Exp. (NFL/Patriots):** 10/4
GP/GS (Playoffs): 116/66 (12/8) | **Acq:** UFA (BAL)-17
College: Arizona State | **Hometown:** Las Vegas, Nev.

SUPER BOWLS: 18

CAREER TRANSACTIONS

Lawrence Guy was signed by New England as an unrestricted free agent from Baltimore on March 13, 2017 ... Originally drafted by Green Bay in the seventh round (233rd overall) of the 2011 NFL Draft ... Released by Green Bay (8/31/12) ... Signed by Green Bay to the practice squad (9/3/12) ... Signed by Indianapolis to the 53-man roster from the Green Bay practice squad (10/17/12) ... Released by Indianapolis (8/31/13) ... Signed by Indianapolis as a free agent (9/24/13) ... Released by Indianapolis (10/7/13) ... Claimed off waivers and awarded to San Diego from Indianapolis (10/8/13) ... Released by San Diego (9/23/14) ... Claimed off waivers and awarded to Baltimore from San Diego (9/24/13) ... Re-signed by Baltimore as an unrestricted free agent (3/19/15).

CAREER HIGHLIGHTS

- Selected to the New England Patriots 2010s All-Decade Team at defensive tackle.

SEASONAL REVIEWS

2020 (1/1)

- Elected defensive co-captain by his teammates for the first time.
- Posted four tackles in the season-opening win over Miami (9/13).

2019 (16/16, 1/1)

- Started all 16 regular-season contests along the defensive line for the first time in his career and totaled a career-high 61 tackles, netted three sacks, made his first career interception, defensed one pass and recovered two fumbles as part of a defense that finished No. 1 in the NFL in total defense (275.9 yards per game) and scoring (14.1 points allowed per game).
- Started at defensive tackle and made two tackles in the AFC Wild Card Playoff vs. Tennessee (1/4).
- Was a key contributor on defense in the victory vs. Cleveland (10/27). Made four tackles and had his first career interception when he picked off QB Baker Mayfield, giving the Patriots a first down at the Browns 11-yard line. The ensuing drive led to a Patriots touchdown.
- Started and made four tackles in the loss at Baltimore (11/3). Also recorded his first sack of the season in the first quarter. Recovered a fumble that was forced by Kyle Van Noy at the 19-yard line in the second quarter that led to a Patriots field goal.
- Started and made three tackles, one tackle for loss and recovered a fumble forced by DL Danny Shelton at the Eagles 22-yard line to set up a second-quarter field goal in the win at Philadelphia (11/17).

EXTRA POINTS

- In 2016, Lawrence and his wife lost a baby to a miscarriage and sought comfort from Now I Lay Me Down to Sleep, an organization that helped him and his wife heal from the loss of their unborn child.

  "It's one of those stigmas that you want to keep to yourself," said Guy. "You don't want to share and this organization helps you pretty much heal and gives you the resources throughout the process."

  In 2017, Guy took the opportunity to provide public support for Now I Lay Me Down to Sleep by donning the organization's logo and colors on one cleat during the "My Cause, My Cleats" initiative in November.

  In 2018, Guy participated in "My Cause, My Cleats" again by supporting My Life, My Choice, which fights against human trafficking and Show Your Soft Side, an organization dedicated to helping stop the abuse of cats and dogs.
- Lawrence has overcome learning challenges associated with dyslexia and dyscalculia, which went undiagnosed until he arrived on campus at Arizona State.

- Made a season-high eight tackles in the win vs. Dallas (11/24).
- Made six tackles and one sack in the win vs. Buffalo (12/21). Was an essential part of a defensive line that limited Buffalo to just 92 total rushing yards in the game.

2018 (16/15, 3/3)

- Played in all 16 regular-season contests with 15 starts and led the Patriots defensive line with a career-high 59 tackles, one sack and one forced fumble.
- Started all three playoff games and posted six tackles and a half-sack.
- Tied a season-high with six tackles and had a key fourth quarter forced fumble of RB Aaron Jones with the game tied at 17, leading to a Patriots touchdown on the ensuing possession during the victory vs. Green Bay (11/4).
- Finished with six tackles total in a starting role on the defensive line in the game at Pittsburgh (12/16).
- Started at defensive tackle and finished with three tackles while also adding his first sack of the season when he dropped QB Sam Darnold for a 9-yard loss in the win vs. N.Y. Jets (12/30).
- Started and made three tackles, while also adding a half-sack of QB Patrick Mahomes in the AFC Championship victory at Kansas City (1/20).

EXTRA POINTS

- In this ESPN feature, see how Lawrence has overcome certain learning challenges and not let them define him.
- Get to know more about Lawrence in this episode of "Tilted".

- Started at defensive tackle and made two tackles as part of a defensive unit that surrendered only three points in the Super Bowl LIII victory vs. the Los Angeles Rams (2/3).

2017 (16/15, 3/3)

- Played in all 16 regular-season games with 15 starts and registered 58 tackles, one sack and one pass defensed. Also blocked a field goal.
- Started all three postseason contests and totaled 14 tackles and his first career postseason sack.
- Totaled four tackles in a reserve role at defensive end while also contributing on special teams in the season opener vs. Kansas City (9/7).
- Made his first start as a Patriot on the defensive line and contributed with three tackles in the victory at New Orleans (9/17).
- Contributed with three tackles in the victory vs. Houston (9/24). Assisted on the tackle of RB Lamar Miller on third-and-1 late in the fourth quarter that prevented a Houston first down, forcing them to settle for a field goal and allowed the Patriots to gain possession down one score on their final game-winning touchdown drive.
- Started on the defensive line and contributed with five tackles, while also being a key contributor on special teams with a blocked first quarter field goal attempt by Nick Novak in the victory vs. L.A. Chargers (10/29).
- Started and finished with a season-high seven tackles, while adding his first sack as a Patriot when he took down QB Ben Roethlisberger for a 3-yard loss in the win at Pittsburgh (12/17).
- Started at defensive tackle and finished with six tackles total and a 5-yard sack of QB Blake Bortles in the AFC Championship victory vs. Jacksonville (1/21).
- Made the start at defensive tackle and contributed with six tackles in Super Bowl LII vs. Philadelphia (2/4).

2016 (16/10 – BALTIMORE)

- Played in all 16 regular-season games with 10 starts and finished with 28 tackles, one sack, one forced fumble and one fumble recovery.
- Registered three tackles and a sack in the win at Jacksonville (9/25).
- Posted one tackle and a forced fumble vs. Oakland (10/2).
- Had a season-high five tackles at N.Y. Giants (10/16).
- Notched one tackle and a fumble recovery vs. Cincinnati (11/27).

2015 (16/10 – BALTIMORE)

- Posted 46 tackles and 4½ sacks for the NFL's eighth-ranked defense (337.4 ypg).
- Started and posted seven tackles for a defense that allowed 86 rushing yards vs. Cincinnati (9/27).
- Notched a career-high two sacks and six tackles vs. Cleveland (10/11).
- Posted five tackles and added one sack at San Francisco (10/18).
- Blocked an extra point, one of an NFL-high five blocked kicks by Baltimore in 2015 (tied, Oakland), and posted one tackle in the win vs. St. Louis (11/22).
- Registered five tackles and a game-high 1½ sacks at Cincinnati (1/3).

2014 (3/0 – SAN DIEGO)

- Saw action in three games for the Chargers and did not accrue any statistics before being released on Sept. 23.

2014 (11/1, 2/0 – BALTIMORE)

- Joined Baltimore after being claimed off waivers on Sept. 24 and appeared in 11 regular-season games with one start and notched 16 tackles, one pass defensed and one fumble recovery.
- Saw action in both postseason contests, contributing one tackle.
- Saw his first action as a Raven and netted one tackle at Indianapolis. (10/5).
- Recorded one tackle and his first-career fumble recovery in the victory vs. Tennessee (11/9).
- Started and posted six tackles in the 20-10 victory in the regular-season finale vs. Cleveland (12/28).

2013 (2/0 – INDIANAPOLIS)

- Went to training camp with Indianapolis and was released prior to the start of the regular season. Was re-signed to the active roster prior to the Week 3 contest. Played in two games, netting three tackles and one pass defensed before being released on Oct. 7. Made four tackles, defensed one pass and blocked a field goal.
- Registered three tackles and one pass defensed vs. Seattle (10/6). Also blocked a field goal attempt that was returned 61 yards for a touchdown by Delano Howell.

2013 (10/0, 2/0 – SAN DIEGO)

- Joined San Diego on Oct. 8 after being claimed off waivers and appeared in 10 regular-season games and totaled 16 tackles and three passes defensed.
- Appeared in two postseason contests as a reserve and posted two tackles.
- Netted two tackles and one pass defensed that led to a Chargers interception return for a touchdown at Washington (11/3). Also blocked a Redskins field goal attempt.

2012 (9/2, 1/1 – INDIANAPOLIS)

- Started the year on Green Bay's practice squad before being added to the Indianapolis 53-man roster on Oct. 17.
- Played in nine regular-season games with two starts and contributed 18 tackles and his first-career sack.
- Started and played in his first-career postseason contest and tallied four tackles in the Wild Card game at Baltimore (1/6).
- Started and collected two tackles, including his first career sack in the regular-season finale vs. Houston (12/30).

- Started his first career game and posted eight tackles at Kansas City (12/23).

2011 (0/0, 0/0 – GREEN BAY)

- Placed on injured reserve on Sept. 3 due to an injury suffered during the preseason.

COLLEGE

- Totaled 122 tackles, including 23 tackles for a loss and eight sacks, in 35 games (31 starts) at Arizona State, becoming a three-time honorable mention All-Pac-10 selection (2008-10).
- Earned first-team Freshman All-America honors and the Bill Kajikawa Sun Devil Award (most outstanding freshman).

PERSONAL

- Attended Las Vegas Western High School, where he recorded 238 tackles, 30½ sacks and three fumble recoveries in three years.
- Totaled 102 tackles, 15½ sacks and one fumble recovery as a senior in 2007.
- Majored in education and sociology at Arizona State.
- Lawrence and wife, Andrea, have a daughter, Adriana, and a son, Lawrence Thomas Guy II.

LAWRENCE GUY **STATISTICS**

POS: DL HT: 6-4 WT: 315 LBS YEAR: 10TH ACQ: UFA (BAL)-17 COLLEGE: ARIZONA STATE BORN: 3/17/90

REGULAR SEASON DEFENSIVE STATISTICS

			TACKLES					INTERCEPTIONS						MISCELLANEOUS				
Year	Team	G/S	TT	UT	A	S	YDS	NO	YDS	AVG	LG	TD	PD	FF	FR	YDS	TD	SPT
2011	Packers		Injured Reserve															
2012	Colts	9/2	18	12	6	1.0	8.0	0	0	0.0	0	0	0	0	0	0	0	0
2013	Colts	2/0	4	3	1	0.0	0.0	0	0	0.0	0	0	1	0	0	0	0	0
2013	Chargers	10/0	16	9	7	0.0	0.0	0	0	0.0	0	0	3	0	0	0	0	0
2014	Chargers	3/0	0	0	0	0.0	0.0	0	0	0.0	0	0	0	0	0	0	0	0
2014	Ravens	11/1	16	2	14	0.0	0.0	0	0	0.0	0	0	1	0	1	0	0	0
2015	Ravens	16/6	46	29	17	4.5	20.5	0	0	0.0	0	0	1	0	0	0	0	0
2016	Ravens	16/10	28	14	14	1.0	9.0	0	0	0.0	0	0	0	1	1	0	0	0
2017	Patriots	16/15	58	34	24	1.0	3.0	0	0	0.0	0	0	1	0	0	0	0	0
2018	Patriots	16/15	59	25	34	1.0	9.0	0	0	0.0	0	0	0	1	0	0	0	0
2019	Patriots	16/16	61	35	26	3.0	21.0	1	5	5.0	0	0	1	0	2	0	0	0
2020	Patriots	1/1	4	3	1	0.0	0.0	0	0	0.0	0	0	0	0	0	0	0	0
Totals – 10 Years		**116/66**	**310**	**166**	**144**	**11.5**	**70.5**	**1**	**5**	**5.0**	**0**	**0**	**8**	**2**	**4**	**0**	**0**	**0**

Additional Statistics: Blocked Field Goals: (3); 1 vs. Seattle (10/6/13); 1 at Washington (11/3/13); 1 vs. L.A. Chargers (10/29/17). 1 Blocked Extra Point vs. St. Louis (11/22/15).

POSTSEASON DEFENSIVE STATISTICS

			TACKLES					INTERCEPTIONS						MISCELLANEOUS				
Year	Team	G/S	TT	UT	A	S	YDS	NO	YDS	AVG	LG	TD	PD	FF	FR	YDS	TD	SPT
2011	Packers		Injured Reserve															
2012	Colts	1/1	4	2	2	0.0	0.0	0	0	0.0	0	0	0	0	1	0	0	0
2013	Chargers	2/0	2	1	1	0.0	0.0	0	0	0.0	0	0	0	0	0	0	0	0
2014	Ravens	2/0	1	0	1	0.0	0.0	0	0	0.0	0	0	0	0	0	0	0	0
2017	Patriots	3/3	14	9	5	1.0	5.0	0	0	0.0	0	0	0	0	0	0	0	0
2018	Patriots	3/3	6	3	3	0.5	1.5	0	0	0.0	0	0	0	0	0	0	0	0
2019	Patriots	1/1	2	2	0	0.0	0.0	0	0	0.0	0	0	0	0	0	0	0	0
Totals – 7 Years		**12/8**	**29**	**17**	**12**	**1.5**	**6.5**	**0**	**0**	**0.0**	**0**	**0**	**0**	**0**	**1**	**0**	**0**	**0**



DAMIEN **HARRIS**

37 | RUNNING BACK

HT: 5-11 | **WT:** 213 | **Born:** 2/11/1997 | **Exp. (NFL/Patriots):** 2/2
GP/GS (Playoffs): 2/0 (0/0) | **Acq:** D3b-19 (87th)
College: Alabama | **Hometown:** Richmond, Ky.

PRONOUNCED day-MEE-en

CAREER TRANSACTIONS

Damien Harris was drafted by the New England Patriots in the third round (87th overall) of the 2019 NFL Draft.

SEASONAL REVIEWS

2020 (0/0)

- Placed on injured reserve prior to the start of the regular season.

2019 (2/0, 0/0)

- Saw action in two regular-season games as a reserve and rushed four times for 12 yards
- Was inactive for 14 games of the regular season and the AFC Wild Card Playoff vs. Tennessee (1/4).
- Made his NFL debut on special teams during the win vs. the N.Y. Jets (9/22).
- Saw his first career offensive snaps as a reserve in the win at N.Y. Jets (10/21). Carried the ball four times for 12 yards in the fourth quarter, including his first career carry, which went for 13 yards.

COLLEGE

- Totaled 3,070 career yards to rank eighth all-time at Alabama and make him one of just eight backs in program history to eclipse the 3,000-yard mark.
- Averaged 6.4 yards per carry on 477 carries for his career to set the Alabama all-time career mark (minimum 400 rushes).
- Registered nine 100-yard performances for his career, including two in 2018, to tie for ninth in UA annals.
- Selected to the All-SEC second team by the conference coaches as a senior.
- Accumulated a team-leading 876 yards with nine scores on a team-high 150 carries for an average of 5.8 yards per tote as a senior.
- Alabama's leading rusher for a second consecutive season, finishing with 1,000 yards on only 135 carries, after tallying a team-high 1,037 yards in as a junior in 2017.
- Earned the role as the Tide's primary tailback in 2016 following the departure of Heisman Trophy winner Derrick Henry. Rushed 146 times for a team-leading 1,037 yards with two rushing scores. Added 14 catches for 99 yards and two touchdowns to average 7.1 yards per catch.

EXTRA POINTS

- Damien Harris and Patriots QB Jarrett Stidham were youth football teammates for one season and went undefeated in the Madison County (Kentucky) Youth Football League in 2003. Stidham then moved to Texas but the duo stayed in touch over the years and even competed against one another in college before both were drafted by the Patriots in 2019.

PERSONAL

- Was 2013 Gatorade Kentucky Player of the Year.
- Finished his high school career with the second-most touchdowns in state history (122 total; 113 rushing) and the 11th-most rushing yards (6,748)
- A knee injury limited Harris to 1,474 yards and 23 TDs in seven games during the 2014 season.,
- Rushed for 2,621 yards and 42 touchdowns as a junior in 2013.

DAMIEN HARRIS **STATISTICS**

POS: RB HT: 5-11 WT: 213 LBS YEAR: 2ND ACQ: D3b-19 (87TH) COLLEGE: ALABAMA BORN: 2/11/97

REGULAR SEASON OFFENSIVE STATISTICS

			RUSHING					*RECEIVING*				
Year	*Team*	*G/S*	*NO*	*YDS*	*AVG*	*LG*	*TD*	*NO*	*YDS*	*AVG*	*LG*	*TD*
2019	Patriots	2/0	4	12	3.0	13	0	0	0	0.0	0	0
Totals – 1 Year		**2/0**	**4**	**12**	**3.0**	**13**	**0**	**0**	**0**	**0.0**	**0**	**0**

POSTSEASON OFFENSIVE STATISTICS

			RUSHING					*RECEIVING*				
Year	*Team*	*G/S*	*NO*	*YDS*	*AVG*	*LG*	*TD*	*NO*	*YDS*	*AVG*	*LG*	*TD*
2019	Patriots	0/0			Inactive							
Totals – 1 Year		**0/0**	**0**	**0**	**0.0**	**0**	**0**	**0**	**0**	**0.0**	**0**	**0**

HARRIS' CAREER **GAME-BY-GAME**

				RUSHING					RECEIVING				
2019		**OPPONENT**	**P/S**	**NO**	**YDS**	**AVG**	**LG**	**TD**	**NO**	**YDS**	**AVG**	**LG**	**TD**
09/08		Pittsburgh			Inactive								
09/15	at	Miami			Inactive								
09/22		N.Y. Jets	p	-	-	-	-	-	-	-	-	-	-
09/29	at	Buffalo			Inactive								
10/06	at	Washington			Inactive								
10/10		N.Y. Giants			Inactive								
10/21	at	N.Y. Jets	p	4	12	3.0	13	0	-	-	-	-	-
10/27		Cleveland			Inactive								
11/03	at	Baltimore			Inactive								
11/17	at	Philadelphia			Inactive								
11/24		Dallas			Inactive								
12/01	at	Houston			Inactive								
12/08		Kansas City			Inactive								
12/15	at	Cincinnati			Inactive								
12/21		Buffalo			Inactive								
12/29		Miami			Inactive								
2019 Totals			**2/0**	**4**	**12**	**3.0**	**13**	**0**	**0**	**0**	**0.0**	**0**	**0**
01/04		Tennessee			Inactive								
2019 Postseason			**0/0**	**0**	**0**	**0.0**	**0**	**0**	**0**	**0**	**0.0**	**0**	**0**

N'KEAL **HARRY**

15 | WIDE RECEIVER

HT: 6-4 | **WT:** 225 | **Born:** 12/17/1997 | **Exp. (NFL/Patriots):** 2/2
GP/GS (Playoffs): 8/6 (1/1) | **Acq:** D1a-19 (32nd)
College: Arizona State | **Hometown:** Chandler, Ariz.

PLAYERS

PRONOUNCED nuh-KEEL

CAREER TRANSACTIONS

N'Keal Harry was drafted by the New England Patriots in the first round (32nd overall) of the 2019 NFL Draft.

SEASONAL REVIEWS

2020 (1/1)

- Started at wide receiver and caught a career-high five passes for 39 yards in the season-opening win vs. Miami (9/13).

2019 (7/5, 1/1)

- Began the regular season off the 53-man roster after being placed on injured reserve on Sept. 2 due to an injury suffered in the preseason. Was activated to the 53-man roster from injured reserve on Nov. 2.
- Appeared in seven regular-season contests with five starts and caught 12 passes for 105 yards and two touchdowns. Also posted five rushing attempts for 49 yards.
- Started at wide receiver in his first career playoff appearance and caught two passes for 21 yards while carrying the ball once for 7 yards in the AFC Wild Card Playoff vs. Tennessee (1/4).
- Was inactive in the loss at Baltimore (11/3) after being activated to the 53-man roster from injured reserve.
- Made his Patriots debut and hauled in three passes for 18 yards while also contributing on the punt return team in the win at Philadelphia (11/17). Made his first career reception on an 11-yard pass from Tom Brady to gain a first down in the second quarter.
- Made his first career start and caught one pass for a 10-yard touchdown in the win vs. Dallas (11/24). His first quarter touchdown was the first of his career and made him the 75th different player to catch a touchdown pass from Tom Brady, extending Brady's NFL record. Also lined up on special teams during punt return situations.

EXTRA POINTS

- N'Keal Harry was born on the Caribbean island of St. Vincent and moved to the United States with his grandmother when he was four-years old to provide him with greater opportunities.

- Started his third game of the season at wide receiver and made two receptions for 15 yards and one touchdown, along with carrying the ball for the first time in his career, registering two carries for 22 yards in the win at Cincinnati (12/15).
- Caught two passes for 21 yards and rushed twice for 18 yards, including a career-long 18-yard scamper, in the win vs. Buffalo (12/21).

COLLEGE

- Appeared in 37 career games over three seasons at Arizona State and hauled in 213 receptions for 2,889 total yards and 22 touchdowns. Also registered 23 career rushing attempts for 144 yards and three touchdowns.
- Named to Pac-12 All-Conference team at wide receiver (first team) and return specialist (second team) as a junior in 2018. Returned nine punts for 152 yards with one touchdown in 2018.
- Left Arizona State as third in program history in both career receptions and career receiving yards.

PERSONAL

- Earned a five-star rating from Rivals.com, tabbed as the top prospect in the state of Arizona. Was No.1 wide receiver prospect ranked by ESPN.
- Finished high school career with 119 catches for 2,715 yards receiving and 25 touchdowns. Won state title in 2014.
- Averaged 21 points and 10 rebounds per game during his career as a varsity basketball player.

N'KEAL HARRY **STATISTICS**

POS: WR HT: 6-4 WT: 225 LBS YEAR: 2ND ACQ: D1-19 (32ND) COLLEGE: ARIZONA STATE BORN: 12/17/97

REGULAR SEASON OFFENSIVE STATISTICS

			RECEIVING					RUSHING				
Year	*Team*	*G/S*	*NO*	*YDS*	*AVG*	*LG*	*TD*	*NO*	*YDS*	*AVG*	*LG*	*TD*
2019	Patriots	7/5	12	105	8.8	18	2	5	49	9.8	18	0
2020	Patriots	1/1	5	39	7.8	13	0	0	0	0.0	0	0
Totals – 2 Years		**8/6**	**17**	**144**	**8.5**	**18**	**2**	**5**	**49**	**9.8**	**18**	**0**

POSTSEASON OFFENSIVE STATISTICS

			RECEIVING					RUSHING				
Year	*Team*	*G/S*	*NO*	*YDS*	*AVG*	*LG*	*TD*	*NO*	*YDS*	*AVG*	*LG*	*TD*
2019	Patriots	1/1	2	21	10.5	14	0	1	7	7.0	7	0
Totals – 1 Year		**1/1**	**2**	**21**	**10.5**	**14**	**0**	**1**	**7**	**7.0**	**7**	**0**

HARRY'S CAREER **GAME-BY-GAME**

				RECEIVING					RUSHING				
2019		*OPPONENT*	*P/S*	*NO*	*YDS*	*AVG*	*LG*	*TD*	*NO*	*YDS*	*AVG*	*LG*	*TD*
10/27		Cleveland		Activated to the 53-man roster (11/2)									
11/03	at	Baltimore		Inactive									
11/17	at	Philadelphia	p	3	18	6.0	11	0	-	-	-	-	-
11/24		Dallas	S	1	10	10.0	10t	1	-	-	-	-	-
12/01	at	Houston	p	-	-	-	-	-	-	-	-	-	-
12/08		Kansas City	S	1	12	12.0	12	0	-	-	-	-	-
12/15	at	Cincinnati	S	2	15	7.5	8	1	2	22	11.0	12	0
12/21		Buffalo	S	2	21	10.5	12	0	2	18	9.0	18	0
12/29		Miami	S	3	29	9.7	18	0	1	9	9.0	9	0
2019 Totals			**7/5**	**12**	**105**	**8.8**	**18**	**2**	**5**	**49**	**9.8**	**18**	**0**
01/04		Tennessee	S	2	21	10.5	14	0	1	7	7.0	7	0
2019 Postseason			**1/1**	**2**	**21**	**10.5**	**14**	**0**	**1**	**7**	**7.0**	**7**	**0**

JUSTIN **HERRON**

75 | OFFENSIVE LINE

HT: 6-5 | **WT:** 305 | **Born:** 11/27/1995 | **Exp. (NFL/Patriots):** Rookie
GP/GS (Playoffs): 1/0 (0/0) | **Acq:** D6b-20 (195th)
College: Wake Forest | **Hometown:** Silver Spring, Md.

PRONOUNCED her-RON

CAREER TRANSACTIONS

Justin Herron was drafted by the New England Patriots in the sixth round (195th overall) of the 2020 NFL Draft.

2020 (1/0)

- Made his NFL debut, appearing as a reserve in the seaosn-opening win over Miami (9/13).

COLLEGE

- Elected team captain for the 2019 season.
- Set a school record with 51 games started in his career.
- Named to the All-ACC Academic Football Team in 2016, 2017 and 2019.
- Started all 13 games and saw 1,017 offense snaps in 2019, earning third team All-ACC honors.
- Made his 38th career start vs. Tulane in the 2018 season-opener but suffered a torn ACL and missed the remainder of the season.
- Blocked for Wake Forest's record-setting offense in 2017 that set school marks for total offense yards and points in a season. Was on the field for 987 snaps, tied for the most on the team among offensive linemen. Earned third team All-ACC honors.

EXTRA POINTS

- OL Justin Herron was selected by the Patriots in the sixth round with the 195th overall pick. He is the first Patriots player to be drafted out of Wake Forest in the Bill Belichick era.

PERSONAL

- Father, Reggie, and uncles, Larry Herron and Keith Herron, all played basketball at Villanova.
- Graduated in May, 2019, and was enrolled as a graduate program in the fall of 2019.
- Was a three-time All-Interstate Athletic Conference pick in high school and was named All-Montgomery County Gazette in 2012 and 2013, as well as the All-Sentinel team in 2012.
- Did not play football until high school.
- Played the trumpet in the Jazz Ensemble and Concert Band at the Bullis School in Potomac, Maryland.

DONT'A HIGHTOWER

54 | LINEBACKER

HT: 6-3 | **WT:** 260 | **Born:** 3/12/1994 | **Exp. (NFL/Patriots):** 9/9
GP/GS (Playoffs): 102/99 (16/16) | **Acq:** D1b-12 (25th)
College: Alabama | **Hometown:** Lewisburg, Tenn.

PRO BOWLS: 16, 19 SUPER BOWLS: 14, 16, 18

PRONOUNCED don-TAY

CAREER TRANSACTIONS

Dont'a Hightower was re-signed by the New England Patriots as an unrestricted free agent on March 16, 2017 ... Originally drafted by New England in the first round (25th overall) of the 2012 NFL Draft.

CAREER HIGHLIGHTS

- Three-time Super Bowl champion.
- Selected to the New England Patriots 2010s All-Decade Team.
- Three-time team captain in 2016, 2017 & 2019.
- Earned Pro Bowl honors following the 2016 and 2019 seasons.

SEASONAL REVIEWS

2020 (0/0)

- Exercised his Reserve/Opt-Out decision and will not play this season.

2019 (15/15, 1/1)

- Selected to the AFC Pro Bowl team for the second time in his career and first time since 2016.
- Named a co-captain for the third time in his career.
- Started all 15 regular-season games he played in and totaled 71 tackles, 5½ sacks, four passes defensed and a fumble recovery returned for a touchdown as part of a defense that finished No. 1 in the NFL in total defense (275.9 yards per game) and scoring (14.1 points allowed per game).
- Led the team with nine tackles in the AFC Wild Card Playoff vs. Tennessee (1/4).
- Was inactive due to injury for the win at Buffalo (9/29).
- Finished as the team's leading tackler with eight total stops, while also adding 1½ sacks and a pass defensed in the victory at Washington (10/6).
- Started at linebacker and made three tackles in the win vs. Cleveland (10/27). Also recovered a fumble that was forced by Lawrence Guy in the first quarter and returned it 26 yards for a touchdown. The touchdown was the second of his career.
- Led the team with a season-high 13 tackles and one tackle for loss in the loss at Baltimore (11/3).
- Played in his 100th career game and made three tackles in the win at Cincinnati (12/15).
- Started and made five tackles with 1½ sacks and one pass defensed in the win vs. Buffalo (12/21). His 1½ sacks marked the second game of the season where Hightower recorded multiple sacks and the fourth such game of his career.

2018 (15/15, 3/3)

- Started all 15 regular-season games he appeared in and totaled 48 tackles, one sack, one fumble recovery, one interception, one pass defensed and blocked one punt.
- Started all three postseason contests and posted six tackles, two sacks and one pass defensed en route to victory over the L.A. Rams (2/3) in Super LIII.
- Was inactive due to injury at Buffalo (10/29).
- Started at linebacker and contributed with two tackles as well as a fumble recovery on a mishandled handoff by QB Deshaun Watson on the Texans opening offensive drive that led to a Patriots touchdown on the ensuing possession of the season-opening victory vs. Houston (9/9).
- Started and finished with two tackles and a first-quarter interception of QB Patrick Mahomes that was returned 27 yards to the Chiefs 4-yard line in the victory vs. Kansas City (10/14). The Patriots scored a touchdown on the ensuing

EXTRA POINTS

- Dont'a Hightower first drew recognition his sophomore year of high school when the team's starting running back quit the team. In the last four games of the season, Hightower rushed for over 1,000 yards and seven touchdowns. After growing to 6'2" prior to his junior year, Hightower was moved to linebacker and tight end. He collected 98 tackles, two sacks, and seven forced fumbles at LB; at TE, he caught 18 passes for 253 yards and four touchdowns. Having grown to 6'3" as a senior, Hightower again switched positions, playing defensive end. After recording 168 tackles (14 for loss), five forced fumbles, five interceptions and four fumble recoveries, he was named 3A Mr. Football Lineman of the Year and Defensive Most Valuable Player in 2007.
- Hightower and Russell Maryland (two national championships at University of Miami and three Super Bowl Championships with Dallas) are the only two players in NFL history with multiple national championships and Super Bowl titles.

VIDEO FEATURE

- Dont'a used the "My Cause, My Cleats" platform to raise awareness for single-parent households, after being raised by a single mother.

play to take the lead.

- Started at linebacker and was a key contributor with four tackles, while also making an impact on special teams where he blocked a third-quarter punt that was returned 29 yards for a touchdown by LB Kyle Van Noy in the victory at Chicago (10/21). It was the first blocked punt returned for a touchdown by the Patriots since 1996. He was named AFC Special Teams Player of the Week for his efforts.
- Made the start at linebacker and finished with two tackles, while also adding a first quarter sack of QB Ryan Tannehill for a 9-yard loss in the game at Miami (12/9).
- Started at linebacker and was a key contributor defensively as part of a unit that surrendered only three points in the Super Bowl LIII victory vs. the Los Angeles Rams (2/3). Finished with two tackles, two sacks of QB Jared Goff for a total of 15 yards lost and a pass defensed in the win.

2017 (5/5, 0/0)

- Named a co-captain for the second-consecutive season.
- Started all five regular-season games he appeared in and totaled 14 tackles and two sacks before suffering a season-ending injury and being placed on injured reserve on Nov. 7.
- Was inactive at New Orleans (9/17), vs. Houston (9/24) and vs. L.A. Chargers (10/29) due to injury.
- Started at defensive end in the nickel defense and totaled two tackles before exiting the game in the third quarter due to injury vs. Kansas City (9/7).
- Started at linebacker and contributed with two tackles while adding a sack of QB Cam Newton for a 12-yard loss vs. Carolina (10/1).
- Made the start at linebacker and tied for the team lead with seven tackles while also adding a sack of QB Josh McCown for a 7-yard loss in the win at N.Y. Jets (10/15).
- Started at linebacker and finished with one tackle before exiting the game in the fourth quarter due to injury in the win vs. Atlanta (10/22).

2016 (13/13, 3/3)

- Named a co-captain for the first time.
- Selected to his first career Pro Bowl.
- Started all 13 regular-season games he played in and registered 65 tackles, 2½ sacks, two passes defensed, a forced fumble and one safety.
- Started all three playoff contests and totaled 13 tackles, one sack and one forced fumble.
- Was inactive due to injury vs. Miami (9/18), vs. Houston (9/22) and vs. N.Y. Jets (12/24).
- Notched two double-digit tackle games in 2016:
  - Week 6 vs. Cincinnati (13)
  - Week 10 vs. Seattle (10)
- Sacked QB Andy Dalton in the end zone for an 8-yard loss and safety in the win vs. Cincinnati (10/16). Also led the team with 13 total tackles and was named AFC Defensive Player of the Week for his Week 6 performance.
- Finished with a team-leading 10 total tackles to mark his 15th career 10-plus tackle game vs. Seattle (11/13).
- Led the team with eight total tackles in the Divisional Round victory vs. Houston (1/14).
- Totaled two tackles and had a key third-down strip-sack of Atlanta quarterback Matt Ryan with less than 10 minutes to play in regulation of Super Bowl LI (2/5) that led to a Patriots scoring drive that cut the team's deficit to one possession and aided their 25-point comeback victory.

2015 (12/12, 2/2)

- Started all 12 regular-season games he played in and recorded 62 tackles, 3½ sacks, two passes defensed and one fumble recovery.
- Started both postseason contests and registered 12 tackles, two passes defensed and one fumble recovery.
- Was inactive for four games due to injury.
- Posted a season-high 13 tackles and a half-sack at Buffalo (9/20).
- Recorded four tackles and a nine-yard sack on Brandon Weeden in the win at Dallas (10/11) before leaving the game with an injury.
- Returned to action after missing the previous game due to injury and finished with 10 solo tackles and recovered a fumble after Chandler Jones strip-sacked Ryan Fitzpatrick in the first quarter of the win vs. N.Y. Jets (10/25).
- Recorded three tackles before leaving the game with a knee injury in the second quarter at Denver (11/29).
- Returned to action after missing two games with an injury and recorded two tackles and one pass defensed, before

HONORS & AWARDS

2019: Team Captain, Pro Bowl

2018: AFC Special Teams Player of the Week (Wk. 7)

2017: Team Captain, AFC Special Teams Player of the Week (Wk. 7)

2016: Team Captain, Pro Bowl, Associated Press All Pro Second Team, PFWA All-AFC Team, AFC Defensive Player of the Week (Wk. 6)

MR. FEBRUARY

Hightower has made two Super-Bowl altering plays during his career and was part of a record-setting performance in another. Head coach Bill Belichick referred to Hightower as "Mr. February" at the team's Super Bowl LIII ring ceremony.

- In Super Bowl XLIX vs. Seattle, Hightower made a crucial tackle on Seahawks RB Marshawn Lynch at the 1-yard line the play before CB Malcolm Butler intercepted Seattle QB Russell Wilson to seal the victory in the waning moments.
- New England trailed the Atlanta Falcons, 28-12, midway through the fourth quarter when Hightower strip-sacked Falcons QB Matt Ryan at the Atlanta 25-yard line. The fumble was recovered by the Patriots and the turnover led to a touchdown that helped spark the record comeback in Super Bowl LI.
- Led a defensive unit in the Super Bowl LIII win over the L.A. Rams (2/3/19). Hightower recorded two sacks and a pass defensed as part of a stifling defense that became the second team in Super Bowl history to hold its opponent to just three points.

leaving the game in the third quarter with a knee injury in the win vs. Tennessee (12/20).

2014 (12/12, 3/3)

- Started all 12 regular-season games he played in and finished second on the team with 92 tackles, a career-high six sacks, two passes defensed and one forced fumble. Took over the defensive communication role after Jerod Mayo was lost for the season due to injury in October.
- Started all three playoff games and compiled 16 tackles.
- Was inactive vs. Cincinnati (10/5), at Buffalo (10/12), at San Diego (12/7) and vs. Buffalo (12/28) due to injury.
- Recorded his first career two-sack game in the win at Minnesota (9/14), taking down Matt Cassel twice for a total loss of 22 yards. Also posted eight tackles.
- Returned from injury to start at linebacker and played every defensive snap in the win vs. N.Y. Jets (10/16), finishing with a season-high 13 tackles and one sack.
- Posted 10 tackles, including three for losses, and one sack for a loss of 9 yards at Green Bay (11/30).
- Returned from injury to start at linebacker and played every defensive snap in the win vs. Miami (12/14), finishing with eight tackles, a half-sack and his first career forced fumble.
- Played every defensive snap and led the team with 11 tackles and one sack for a 10-yard loss in the win at N.Y. Jets (12/21).
- Posted eight tackles, including two for losses, in the AFC Divisional win vs. Baltimore (1/10).
- Started at linebacker and played every defensive snap in the Super Bowl XLIX win vs. Seattle (2/1), finishing with five tackles. Stopped Marshawn Lynch at the 1-yard line with one minute left to play in the game, preventing a go-ahead touchdown. Malcolm Butler intercepted Russell Wilson on the next play to seal the 28-24 win.

2013 (16/14, 2/2)

- Played in all 16 regular-season games with 14 starts and led the team with 137 tackles, one sack and three passes defensed.
- Finished first on the team with seven double-digit tackle performances.
- Started both playoff games and compiled 16 tackles and his first career interception.
- Took over defensive play-calling duties after Jerod Mayo was placed on injured reserve.
- Registered a career-high 16 tackles at N.Y. Jets (10/20).
- Posted 10 stops vs. Miami (10/27). Also registered his first sack of the season, a 9-yard loss on third down that led to a missed field goal.
- Achieved double-digit tackle totals for the fifth time, with 14 tackles vs. Cleveland (12/8). Eclipsed 100 tackles on the season for the first time.
- Posted six tackles at Baltimore (12/22) and defensed a first quarter pass that was intercepted by teammate Logan Ryan and led to a Patriots touchdown.
- Led the defense with eight tackles and made his first career interception in the Divisional Playoff victory vs. Indianapolis (1/11).

2012 (14/13, 2/2)

- Earned the starting linebacker job out of training camp and went on to appear in 14 games with 13 starts, compiling 75 tackles, four sacks, three passes defensed and two fumble recoveries - one of which he returned for a touchdown in his first NFL game at Tennessee (9/9).
- Started both playoff games and accumulated six tackles.
- Was inactive due to injury at Seattle (10/14) and vs. Denver (10/7).
- Tallied a career-high 10 tackles and defensed one pass vs. San Francisco (12/16).
- Compiled seven tackles and a key third-down sack in the fourth quarter of the win at Jacksonville (12/23).
- Finished with four tackles and a key third-quarter fumble recovery on the Patriots' goal line to preserve the shutout in the win vs. Miami (12/30).

COLLEGE

- Was one of two true freshmen to start for the Crimson Tide in 2008 and earned Freshman All-America honors, as he finished fourth on the team with 64 tackles (26 solos) with 2½ stops for loss, a pair of fumble recoveries and one forced fumble.
- Granted a medical redshirt in 2009 after being limited to just four games due to a knee injury.
- Started 42-of-44 games at Alabama – 26 at weak-side linebacker and 16 at middle linebacker.
- Recorded 234 tackles (101 solos), including five sacks for minus 30 yards, 21 stops for losses of 67 yards and 25 quarterback pressures. Also had a pair of forced fumbles, two fumble recoveries, seven pass deflections, a 29-yard interception return and a blocked kick.
- A finalist for the Chuck Bednarik, Butkus and Lombardi Awards, Hightower was a consensus All-America and unanimous All-SEC first-team selection in 2011.

PERSONAL

- Born Qualin Dont'a Hightower on March 12, 1990.
- Majored in general studies at Alabama.

DONT'A HIGHTOWER **STATISTICS**

POS: LB HT: 6-3 WT: 260 LBS YEAR: 9TH ACQ: D1b-12 (25TH) COLLEGE: ALABAMA BORN: 3/12/90

REGULAR SEASON DEFENSIVE STATISTICS

			TACKLES					INTERCEPTIONS						MISCELLANEOUS				
Year	*Team*	*G/S*	*TT*	*UT*	*A*	*S*	*YDS*	*NO*	*YDS*	*AVG*	*LG*	*TD*	*PD*	*FF*	*FR*	*YDS*	*TD*	*SPT*
2012	Patriots	14/13	75	51	24	4.0	21.0	0	0	0.0	0	0	3	0	2	6t	1	0
2013	Patriots	16/14	137	85	52	1.0	9.0	0	0	0.0	0	0	3	0	0	0	0	0
2014	Patriots	12/12	92	69	23	6.0	50.5	0	0	0.0	0	0	2	1	0	0	0	0
2015	Patriots	12/12	62	53	9	3.5	26.5	0	0	0.0	0	0	2	0	1	0	0	0
2016	Patriots	13/13	65	31	34	2.5	21.5	0	0	0.0	0	0	2	1	0	0	0	0
2017	Patriots	5/5	14	12	2	2.0	19.0	0	0	0.0	0	0	0	0	0	0	0	0
2018	Patriots	15/15	48	24	24	1.0	9.0	1	27	27.0	27	0	1	0	1	0	0	0
2019	Patriots	15/15	71	47	24	5.5	42.5	0	0	0.0	0	0	4	0	1	26t	1	0
2020	Patriots	0/0		Reserve/Opt-Out														
Totals – 8 Years		**102/99**	**564**	**372**	**192**	**25.5**	**198.5**	**1**	**27**	**27.0**	**27**	**0**	**17**	**2**	**5**	**32**	**2**	**0**

Additional Statistics: Safety vs. Cincinnati (10/16/16); Blocked Punt at Chicago (10/21/18).

POSTSEASON DEFENSIVE STATISTICS

			TACKLES					INTERCEPTIONS						MISCELLANEOUS				
Year	*Team*	*G/S*	*TT*	*UT*	*A*	*S*	*YDS*	*NO*	*YDS*	*AVG*	*LG*	*TD*	*PD*	*FF*	*FR*	*YDS*	*TD*	*SPT*
2012	Patriots	2/2	6	4	2	0.0	0.0	0	0	0.0	0	0	0	0	0	0	0	0
2013	Patriots	2/2	16	10	6	0.0	0.0	1	3	3.0	3	0	1	0	0	0	0	0
2014	Patriots	3/3	16	10	6	0.0	0.0	0	0	0.0	0	0	0	0	0	0	0	0
2015	Patriots	2/2	12	7	5	0.0	0.0	0	0	0.0	0	0	2	0	1	0	0	0
2016	Patriots	3/3	13	9	4	1.0	11.0	0	0	0.0	0	0	0	1	0	0	0	0
2017	Patriots	0/0		Injured Reserve														
2018	Patriots	3/3	6	5	1	2.0	15.0	0	0	0.0	0	0	1	0	0	0	0	0
2019	Patriots	1/1	9	8	1	0.0	0.0	0	0	0.0	0	0	0	0	0	0	0	0
Totals – 8 Years		**16/16**	**78**	**53**	**25**	**3.0**	**26.0**	**1**	**3**	**3.0**	**3**	**0**	**4**	**1**	**1**	**0**	**0**	**0**

HIGHTOWER'S CAREER **GAME-BY-GAME**

2012	*OPPONENT*	*P/S*	*TT*	*UT*	*A*	*S*	*YDS*	*INT*	*YDS*	*PD*	*FF*	*FR*	*SPT*
09/09	at Tennessee	S	5	5	0	-	-	-	-	-	-	1	-
09/16	Arizona	S	8	5	3	-	-	-	-	-	-	-	-
09/23	at Baltimore	S	6	5	1	-	-	-	-	-	-	-	-
09/30	at Buffalo	S	2	2	0	1.0	0.0	-	-	-	-	-	-
10/07	Denver			Inactive									
10/14	at Seattle			Inactive									
10/21	N.Y. Jets	p	9	6	3	1.0	10.0	-	-	-	-	-	-
10/28	at St. Louis	S	4	1	3	-	-	-	-	-	-	-	-
11/11	Buffalo	S	5	3	2	-	-	-	-	-	-	-	-
11/18	Indianapolis	S	2	1	1	-	-	-	-	1	-	-	-
11/22	at N.Y. Jets	S	4	3	1	1.0	6.0	-	-	-	-	-	-
12/02	at Miami	S	2	1	1	-	-	-	-	-	-	-	-
12/10	Houston	S	7	5	2	-	-	-	-	-	-	-	-
12/16	San Francisco	S	10	7	3	-	-	-	-	1	-	-	-
12/23	at Jacksonville	S	7	5	2	1.0	5.0	-	-	1	-	-	-
12/30	Miami	S	4	2	2	-	-	-	-	-	-	1	-
2012 Totals		**14/13**	**75**	**51**	**24**	**4.0**	**21.0**	**0**	**0**	**3**	**0**	**2**	**0**
01/13	Houston	S	3	2	1	-	-	-	-	-	-	-	-
01/20	Baltimore	S	3	2	1	-	-	-	-	-	-	-	-
2012 Postseason		**2/2**	**6**	**4**	**2**	**0.0**	**0.0**	**0**	**0**	**0**	**0**	**0**	**0**

2013	*OPPONENT*	*P/S*	*TT*	*UT*	*A*	*S*	*YDS*	*INT*	*YDS*	*PD*	*FF*	*FR*	*SPT*
09/08	at Buffalo	p	4	3	1	-	-	-	-	-	-	-	-
09/12	N.Y. Jets	S	10	7	3	-	-	-	-	-	-	-	-
09/22	Tampa Bay	S	5	3	2	-	-	-	-	-	-	-	-
09/29	at Atlanta	S	11	5	6	-	-	-	-	-	-	-	-
10/06	at Cincinnati	S	7	2	5	-	-	-	-	-	-	-	-
10/13	New Orleans	p	0	0	0	-	-	-	-	-	-	-	-
10/20	at N.Y. Jets	S	16	10	6	-	-	-	-	-	-	-	-
10/27	Miami	S	12	7	5	1.0	9.0	-	-	-	-	-	-
11/03	Pittsburgh	S	4	4	0	-	-	-	-	1	-	-	-
11/18	at Carolina	S	5	3	2	-	-	-	-	-	-	-	-
11/24	Denver	S	9	5	4	-	-	-	-	-	-	-	-
12/01	at Houston	S	7	5	2	-	-	-	-	1	-	-	-
12/08	Cleveland	S	14	10	4	-	-	-	-	-	-	-	-
12/15	at Miami	S	13	9	4	-	-	-	-	-	-	-	-
12/22	at Baltimore	S	13	7	6	-	-	-	-	1	-	-	-
12/29	Buffalo	S	7	5	2	-	-	-	-	-	-	-	-
2013 Totals		**16/14**	**137**	**85**	**52**	**1.0**	**9.0**	**0**	**0**	**3**	**0**	**0**	0
01/11	Indianapolis	S	8	3	5	-	-	1	3	1	-	-	-
01/19	at Denver	S	8	7	1	-	-	-	-	-	-	-	-
2013 Postseason		**2/2**	**16**	**10**	**6**	**0.0**	**0.0**	**1**	**3**	**1**	**0**	**0**	**0**

2014	*OPPONENT*	*P/S*	*TT*	*UT*	*A*	*S*	*YDS*	*INT*	*YDS*	*PD*	*FF*	*FR*	*SPT*
09/07	at Miami	S	2	1	1	-	-	-	-	-	-	-	-
09/14	at Minnesota	S	8	8	0	2.0	22.0	-	-	1	-	-	-
09/21	Oakland	S	8	6	2	-	-	-	-	-	-	-	-
09/29	at Kansas City	S	4	4	0	-	-	-	-	-	-	-	-
10/05	Cincinnati			Inactive									
10/12	at Buffalo			Inactive									
10/16	N.Y. Jets	S	13	9	4	1.0	1.0	-	-	-	-	-	-
10/26	Chicago	S	8	6	2	0.5	3.0	-	-	-	-	-	-
11/02	Denver	S	6	6	0	-	-	-	-	-	-	-	-
11/16	at Indianapolis	S	5	5	0	-	-	-	-	1	-	-	-
11/23	Detroit	S	9	7	2	-	-	-	-	-	-	-	-
11/30	at Green Bay	S	10	4	6	1.0	9.0	-	-	-	-	-	-
12/07	at San Diego			Inactive									
12/14	Miami	S	8	4	4	0.5	5.5	-	-	-	1	-	-
12/21	at N.Y. Jets	S	11	9	2	1.0	10.0	-	-	-	-	-	-
12/28	Buffalo			Inactive									
2014 Totals		**12/12**	**92**	**69**	**23**	**6.0**	**50.5**	**0**	**0**	**2**	**1**	**0**	**0**
01/10	Baltimore	S	8	4	4	-	-	1	0	1	-	-	-
01/18	Indianapolis	S	3	3	0	-	-	-	-	-	-	-	-
02/01	Seattle	S	5	3	2	-	-	-	-	-	-	-	-
2014 Postseason		**3/3**	**16**	**10**	**2**	**0.0**	**0.0**	**1**	**0**	**1**	**0**	**0**	**0**

HIGHTOWER'S CAREER **GAME-BY-GAME** (CONT.)

2015	OPPONENT	P/S	TT	UT	A	S	YDS	INT	YDS	PD	FF	FR	SPT
09/10	Pittsburgh	S	8	7	1	1.0	6.0	-	-		-	-	-
09/20	at Buffalo	S	13	9	4	0.5	3.5	-	-	-	-	-	-
09/27	Jacksonville	S	1	1	0	-	-	-	-	-	-	-	-
10/11	at Dallas	S	4	4	0	1.0	9.0	-	-	-	-	-	-
10/18	at Indianapolis			Inactive									
10/25	N.Y. Jets	S	11	10	1	-	-	-	-	-	-	1	-
10/29	Miami	S	3	3	0	1.0	8.0	-	-	1	-	-	-
11/08	Washington	S	1	1	0	-	-	-	-	-	-	-	-
11/15	at N.Y. Giants	S	8	8	0	-	-	-	-	-	-	-	-
11/23	Buffalo	S	3	3	0	-	-	-	-	-	-	-	-
11/29	at Denver	S	3	2	1	-	-	-	-	-	-	-	-
12/06	Philadelphia			Inactive									
12/13	at Houston			Inactive									
12/20	Tennessee	S	2	1	1	-	-	-	-	1	-	-	-
12/27	at N.Y. Jets	S	5	4	1	-	-	-	-	-	-	-	-
01/03	at Miami			Inactive									
2015 Totals		**12/12**	**62**	**53**	**9**	**3.5**	**26.5**	**6**	**0**	**2**	**0**	**1**	**0**
01/16	Kansas City	S	6	2	4	-	-	-	-	1	-	1	-
01/24	at Denver	S	6	5	1	-	-	-	-	1	-	-	-
2015 Postseason		**2/2**	**12**	**7**	**5**	**0.0**	**0.0**	**0**	**0**	**2**	**0**	**1**	**0**

2016	OPPONENT	P/S	TT	UT	A	S	YDS	INT	YDS	PD	FF	FR	SPT
09/11	at Arizona	S	1	1	0	-	-	-	-	-	-	-	-
09/18	Miami			Inactive									
09/22	Houston			Inactive									
10/02	Buffalo	S	8	3	5	-	-	-	-	1	-	-	-
10/09	at Cleveland	S	1	0	1	-	-	-	-	-	-	-	-
10/16	Cincinnati	S	13	3	10	1.5	12.5	-	-	-	-	-	-
10/23	at Pittsburgh	S	4	3	1	-	-	-	-	-	-	-	-
10/30	at Buffalo	S	6	4	2	-	-	-	-	-	-	-	-
11/13	Seattle	S	10	6	4	-	-	-	-	1	-	-	-
11/20	at San Francisco	S	6	5	1	1.0	9.0	-	-	-	1	-	-
11/27	at N.Y. Jets	S	3	2	1	-	-	-	-	-	-	-	-
12/04	Los Angeles	S	2	1	1	-	-	-	-	-	-	-	-
12/12	Baltimore	S	7	1	6	-	-	-	-	-	-	-	-
12/18	at Denver	S	3	1	2	-	-	-	-	-	-	-	-
12/24	N.Y. Jets			Inactive									
01/01	at Miami	S	1	1	0	-	-	-	-	-	-	-	-
2016 Totals		**13/13**	**65**	**31**	**34**	**2.5**	**21.5**	**0**	**0**	**2**	**1**	**0**	**0**
01/14	Houston	S	8	5	3	-	-	-	-	-	-	-	-
01/22	Pittsburgh	S	3	2	1	-	-	-	-	-	-	-	-
02/05	Atlanta	S	2	2	0	1.0	11.0	-	-	-	1	-	-
2016 Postseason		**3/3**	**13**	**9**	**4**	**1.0**	**11.0**	**0**	**0**	**0**	**1**	**0**	**0**

2017	OPPONENT	P/S	TT	UT	A	S	YDS	INT	YDS	PD	FF	FR	SPT
09/07	Kansas City	S	2	1	1	-	-	-	-	-	-	-	-
09/17	at New Orleans			Inactive									
09/24	Houston			Inactive									
10/01	Carolina	S	2	2	0	1.0	12.0	-	-	-	-	-	-
10/05	at Tampa Bay	S	2	2	0	-	-	-	-	-	-	-	-
10/15	at N.Y. Jets	S	7	6	1	1.0	7.0	-	-	-	-	-	-
10/22	Atlanta	S	1	1	0	-	-	-	-	-	-	-	-
10/29	L.A. Chargers			Inactive									
11/12	at Denver			Placed on injured reserve (11/7)									
2017 Totals		**5/5**	**14**	**12**	**2**	**2.0**	**19.0**	**0**	**0**	**0**	**0**	**0**	**0**
2017 Postseason: Injured Reserve													

2018	OPPONENT	P/S	TT	UT	A	S	YDS	INT	YDS	PD	FF	FR	SPT
09/09	Houston	S	2	0	2	-	-	-	-	-	-	1	-
09/16	at Jacksonville	S	4	3	1	-	-	-	-	-	-	-	-
09/23	at Detroit	S	5	3	2	-	-	-	-	-	-	-	-
09/30	Miami	S	2	1	1	-	-	-	-	-	-	-	-
10/04	Indianapolis	S	5	2	3	-	-	-	-	-	-	-	-
10/14	Kansas City	S	2	0	2	-	-	1	27	1	-	-	-
10/21	at Chicago	S	4	4	0	-	-	-	-	-	-	-	-
10/29	at Buffalo			Inactive									
11/04	Green Bay	S	4	2	2	-	-	-	-	-	-	-	-
11/11	at Tennessee	S	4	3	1	-	-	-	-	-	-	-	-
11/25	at N.Y. Jets	S	1	0	1	-	-	-	-	-	-	-	-
12/02	Minnesota	S	5	2	3	-	-	-	-	-	-	-	-
12/09	at Miami	S	2	2	0	1.0	9.0						
12/16	at Pittsburgh	S	3	2	1	-	-	-	-	-	-	-	-
12/23	Buffalo	S	2	0	2	-	-	-	-	-	-	-	-
12/30	N.Y. Jets	S	3	0	3	-	-	-	-	-	-	-	-
2018 Totals		**15/15**	**48**	**24**	**24**	**1.0**	**9.0**	**1**	**27**	**1**	**0**	**1**	**0**
01/13	L.A. Chargers	S	2	2	0	-	-	-	-	-	-	-	-
01/20	at Kansas City	S	2	1	1	-	-	-	-	-	-	-	-
02/03	at L.A. Rams	S	2	2	0	2.0	15.0	-	-	1	-	-	-
2018 Postseason		**3/3**	**6**	**5**	**1**	**2.0**	**15.0**	**0**	**0**	**1**	**0**	**0**	**0**

2019	OPPONENT	P/S	TT	UT	A	S	YDS	INT	YDS	PD	FF	FR	SPT
09/08	Pittsburgh	S	6	6	0	-	-	-	-	-	-	-	-
09/15	at Miami	S	3	1	2	-	-	-	-	-	-	-	-
09/22	N.Y. Jets	S	3	2	1	0.5	3.0	-	-	-	-	-	-
09/29	at Buffalo			Inactive									
10/06	at Washington	S	8	5	3	1.5	10.5	-	-	1	-	-	-
10/10	N.Y. Giants	S	3	3	0	-	-	-	-	-	-	-	-
10/21	at N.Y. Jets	S	1	1	0	-	-	-	-	1	-	-	-
10/27	Cleveland	S	3	2	1	-	-	-	-	-	-	1	-
11/03	at Baltimore	S	13	9	4	-	-	-	-	-	-	-	-
11/17	at Philadelphia	S	1	1	0	1.0	9.0	-	-	-	-	-	-
11/24	Dallas	S	6	5	1	-	-	-	-	1	-	-	-
12/01	at Houston	S	6	3	3	1.0	9.0	-	-	-	-	-	-
12/08	Kansas City	S	4	3	1	-	-	-	-	-	-	-	-
12/15	at Cincinnati	S	3	0	3	-	-	-	-	-	-	-	-
12/21	Buffalo	S	5	2	3	1.5	11.0	-	-	1	-	-	-
12/29	Miami	S	6	4	2	-	-	-	-	-	-	-	-
2019 Totals		**15/15**	**71**	**47**	**24**	**5.5**	**42.5**	**12**	**0**	**4**	**0**	**1**	**0**
01/04	Tennessee	S	9	8	1	-	-	-	-	-	-	-	-
2019 Postseason		**1/1**	**9**	**8**	**1**	**0.0**	**0.0**	**0**	**0**	**0**	**0**	**0**	**0**



BRIAN HOYER

2 | QUARTERBACK

HT: 6-2 | **WT:** 216 | **Born:** 10/13/1985 | **Exp. (NFL/Patriots):** 12/6
GP/GS (Playoffs): 69/38 (2/1) | **Acq:** FA-20
College: Michigan State | **Hometown:** North Olmsted, Ohio

SUPER BOWLS: 18

PLAYERS

CAREER TRANSACTIONS

Brian Hoyer was signed by the New England Patriots as a free agent on March 25, 2020 ... Originally signed by New England as a rookie free agent (4/30/09) ... Signed by New England as a restricted free agent (3/23/12) ... Released by New England (8/31/12) ... Signed by Pittsburgh (11/20/12) ... Released by Pittsburgh (12/8/12) ... Claimed off waivers from Pittsburgh and awarded to Arizona (12/10/12) ... Signed by Arizona as a restricted free agent (4/1/13) ... Released by Arizona (5/13/13) ... Signed by Cleveland as a free agent (5/17/13) ... Signed by Houston as an unrestricted free agent from Cleveland (3/11/15) ... Released by Houston (4/18/16) ... Signed by Chicago as a free agent (5/2/16) ... Signed by San Francisco as an unrestricted free agent from Chicago (3/9/17) ... Released by San Francisco (10/30/17) ... Signed by New England as a free agent (11/01/17) ... Released by New England (8/31/19) ... Signed by Indianapolis as a free agent (9/2/19) ... Released by Indianapolis (3/21/20).

SEASONAL REVIEWS

2020 (0/0)

- Was active but did not play in the season-opening win over Miami (9/13).

2019 (4/1 – INDIANAPOLIS)

- Went to training camp with New England and was released prior to the start of the regular season. Signed with Indianapolis on Sept. 2.
- Served primarily as backup quarterback to Jacoby Brissett, playing in four games with one start and completed 35-of-65 pass attempts for 372 yards with four touchdowns and four interceptions.
- Saw his first action of the season at Pittsburgh (11/3) when starting QB Jacoby Brissett was injured. Completed 17-of-26 passes for 168 yards with three touchdowns and one interception in a 26-24 loss.
- Made his only start of the season vs. Miami (11/10) and completed 18-of-39 passes for 204 yards with one touchdown and three interceptions.

2018 (5/0, 0/0)

- Was active for all 16 regular-season games and appeared in five as backup to Tom Brady and completed one pass on two attempts for 7 yards.
- Was active but did not play in the postseason, including the Super Bowl LIII victory of the L.A. Rams (2/3).
- Came in for the final kneeldowns of victories vs. Miami (9/30), at Buffalo (10/29), and vs. N.Y. Jets (12/30).
- Appeared in relief of QB Tom Brady for the final two offensive series, completing one pass for 7 yards and rushing once for 2 yards in the game at Tennessee (11/11).
- Appeared in relief duty for the final three offensive series, attempting one pass and completing the final kneel-downs on his third and final drive during the win vs. Buffalo (12/23).

2017 (5/0, 1/0)

- Joined the Patriots as a free agent on Nov. 1 and made five regular-season appearances, totaling four completions on six pass attempts for 42 yards.
- Came in for the final kneel-downs of the Divisional Playoff victory vs. Tennessee (1/13).
- Was active but did not play in the AFC Championship victory vs. Jacksonville (1/21) and in Super Bowl LII vs. Philadelphia (2/4).
- Came in for the final drive of the fourth quarter and completed all three of his pass attempts for 37 yards to help run the clock out in the victory at Denver (11/12).
- Appeared on the final offensive series and completed one of his three pass attempts for 5 yards in the victory vs. N.Y. Jets (12/31).

2017 (6/6 – SAN FRANCISCO)

- Started the first six games of the season and completed 119-of-205 passes (58.0 pct.) for 1,245 yards with four touchdowns and four interceptions before being released on Oct. 31.
- Netted two 300-yard passing performances on the season:
  - Week 3 vs. L.A. Rams (332)
  - Week 5 at Indianapolis (353)

EXTRA POINTS

- Brian Hoyer is the first player to have three different stints with the New England Patriots. Many NFL players have had three different stints with a single team, including two in 2019: Andre Smith (Cincinnati Bengals) and Jordan Matthews (Philadelphia Eagles).
- Hoyer grew up a Cleveland Browns fan in North Olmsted, Ohio, and attended the final game at Cleveland Stadium on Dec. 17, 1995, when Bill Belichick was head coach of the Browns and before the team moved to Baltimore. In 2013, Hoyer signed with his hometown team and became the first QB in Browns history to win his first three starts with the club.

VIDEO FEATURE

- Hoyer's discusses his family, NFL career and team-record third stint with the Patriots on this "All Access" feature.

SINGLE-GAME CAREER HIGHS

REGULAR SEASON:

Attempts:	54	at Minnesota (9/22/13)
Completions:	33	at Indianapolis (10/9/16)
Long:	81t	at Carolina (12/21/14)
Yards:	397	at Indianapolis (10/9/16)
Pct. (min. 20 att.):	.778	vs. New Orleans (11/29/15)
		vs. Detroit (10/2/16)
Touchdowns:	3	six times. Most Recent:
		at Pittsburgh (11/3/19)
Rating:	127.1	vs. Baltimore (9/27/14)

2016 (6/5 – CHICAGO)

- Appeared in six regular-season games with five starts and threw for 1,445 yards on 134-of-200 pass attempts with six touchdowns and no interceptions.
- Set the NFL record for the lowest interception percentage in a single season when he threw 200 passes and no interceptions.
- Placed on injured reserve on Oct. 24 with an arm injury and missed the remainder of the season.
- Became the first Bears QB in franchise history to throw for over 300 yards in four consecutive games with 317 at Dallas (9/25), 302 vs. Detroit (10/2), 397 at Indianapolis (10/9) and 302 vs. Jacksonville (10/16).
- Threw for a career-high 397 yards and two touchdowns at Indianapolis (10/9), as he completed 33-of-43 attempts.

2015 (11/9, 1/1 – HOUSTON)

- Played in 11 regular season games with nine starts and passed for 2,606 yards on 224-of-369 passes with a career high 19 touchdowns and seven interceptions.
- Started in the Wild Card loss vs. Kansas City (1/9) and completed 15 passes on 34 attempts for 136 yards and four interceptions.
- Became the first QB in Texans history to throw two or more touchdown passes in five consecutive games, with two at Atlanta (10/4), two vs. Indianapolis (10/8), three at Jacksonville (10/18), three at Miami (10/25) and two vs. Tennessee (11/1).

2014 (14/13 – CLEVELAND)

- Played in 14 games with 13 starts for the Browns and set career-highs in attempts (438), completions (242) and yards (3,326), while throwing 12 touchdowns and 13 interceptions.
- Ranked first in the NFL by averaging 13.7 yards per completion.

2013 (3/3 – CLEVELAND)

- Started three games for the Browns and completed 57-of-96 pass attempts for 615 yards with five touchdowns and three interceptions.
- Placed on injured reserve on Oct. 12 and missed the remainder of the season.
- Became the first QB in Browns history to win each of his first three starts with the team.
- Completed 30-of-54 attempts for a then-career-high 321 yards and a career-high three touchdowns at Minnesota (9/27). On the final drive of the game, completed 7-of-11 attempts for 55 yards, capped off by a game-winning 7-yard touchdown pass to TE Jordan Cameron with 51 seconds remaining.

2012 (2/1 – ARIZONA)

- Went to training camp with New England and was released prior to the start of the regular season.
- Signed with Pittsburgh on Nov. 20 and did not appear in a game before being released on Dec. 8.
- Claimed off waivers and awarded to Arizona on Dec. 10.
- Made his first career start at San Francisco (12/30) and completed 19 passes on 34 attempts for 225 yards and one touchdown.

2012 (0/0 – PITTSBURGH)

- Joined the Steelers on Nov. 20, for two games. Was active but did not play in both games before being released on Dec. 8.

2011 (3/0, 0/0)

- Was active for all 16 games and saw time in three.
- Was active but did not play in the Super Bowl XLVI against the Giants (2/5), the AFC Championship against the Ravens (1/22), or the Divisional playoff game against the Broncos (1/14).
- Completed his only pass of the season against Buffalo (1/01), a 22-yard pass to Rob Gronkowski that gave him the NFL single season record for receiving yards by a tight end.
- Played briefly at the end of the game against the Colts (12/4), but did not attempt any passes.

2010 (5/0, 0/0)

- Spent the season as the backup quarterback, seeing action in five games.
- Finished the season with seven completions for 122 yards, including a 42-yard touchdown pass to Brandon Tate in the third quarter vs. Miami (1/2), Hoyer's first NFL passing touchdown.
- Was active but did not play in 11 games. Played briefly at the end of the game at Miami (10/4), at Cleveland (11/7), at Chicago (12/12) and at Buffalo (12/26).
- Saw significant playing time vs. Miami (1/2), taking the field briefly in the second quarter and then for the majority of

RECORD SETTER

Brian Hoyer set an NFL record in 2016 with the Chicago Bears when he attempted 200 passes without throwing an interception.

NFL INTERCEPTION PERCENTAGE
(Minimum 150 attempts)

Player	*Team*	*Year*	*Att-Int.*	*Int. Pct.*
1. Brian Hoyer	**CHI**	**2016**	**200-0**	**0.00**
2. Aaron Rodgers	GB	2018	597-2	0.34
3. Damon Huard	KC	2006	244-1	0.41
4. Josh McCown	CHI	2013	224-1	0.45
5. Tom Brady	NE	2016	432-2	0.46

the second half. Completed 7-of-13 passes for 122 yards, including a 42-yard touchdown pass to Tate in the third quarter.

2009 (5/0, 0/0)

- Earned the backup quarterback duties during training camp in a battle with Kevin O'Connell, Matt Gutierrez and Andrew Walter.
- Played in five games in reserve duty and completed 19 of his 27 pass attempts for 142 yards and had 10 carries for 25 yards with one touchdown.
- Played in his first game in the Patriots' 59-0 win vs. Tennessee (10/18), entering the game in the third quarter. Completed 9-of-11 pass attempts for 52 yards and scored on a one-yard touchdown run. Completed his first NFL pass to Julian Edelman for a 16-yard gain in the third quarter.
- Played as a reserve at Tampa Bay (10/25) in a 35-7 win at London's Wembley Stadium.
- Entered the game for the final series of the Patriots loss at New Orleans (11/30).
- Saw action in the fourth quarter of the Patriots 35-7 AFC East clinching game vs. Jacksonville (12/27).
- Saw his most extensive playing time of the season at Houston (1/3) in the regular-season finale, seeing action in the second quarter and fourth quarter and completing 8-of-12 passes for 71 yards.
- Dressed but did not play in the postseason game vs. Baltimore (1/10).

COLLEGE

- Appeared in 39 games in four seasons at Michigan State and completed 500-of-896 pass attempts (55.8 pct.) for 6,159 yards with 35 touchdowns and 23 interceptions.
- Became one of five Spartan QBs to throw for over 6,000 career yards (Connor Cook - 9,194 yds., Kirk Cousins - 9,131 yds, Jeff Smoker - 8,932 yds. & Drew Stanton - 6,524 yds.).
- As a senior, earned consensus All-Big Ten honors and was named one of four captains by his teammates. Played in 13 games and completed 180-of-353 attempts for 2,404 yards and nine touchdowns.
- As a junior in 2007, earned honorable mention All-Big Ten honors. Played in 13 games and completed 223-of-376 attempts for 2,725 yards and 20 scores.
- As a sophomore, saw action in eight games and completed 82-of-144 attempts for 863 yards and four touchdowns.
- As a redshirt freshman in 2005, played in five games and completed 15-of-23 attempts for 167 yards and two touchdowns.
- Redshirted in 2004.

PERSONAL

- Born the son of Julie and Axel Hoyer on Oct. 13, 1985.
- Was a two-year starter for Coach Chuck Kyle at St. Ignatius High School in Cleveland, Ohio.
- Associated Press Division I honorable mention all-state selection as a senior while completing 158-of-281 throws for 2,570 yards, 21 touchdowns in 2003.
- Connected on 131-of-263 passes for 2,130 yards, 18 touchdowns in 2002.
- Also competed in baseball as a pitcher, infielder and outfielder.
- Compiled an 8-1 record with a 1.99 ERA as a sophomore while leading St. Ignatius to the 2002 Division I state championship.
- Earned a bachelor's degree in interdisciplinary studies in social science – community relations from Michigan State.
- Brian and wife, Lauren, have a son, Garrett, and daughter, Cameron.

BRIAN HOYER **STATISTICS**

POS: QB HT: 6-2 WT: 216 LBS YEAR: 12TH ACQ: FA-20 COLLEGE: MICHIGAN STATE BORN: 10/13/85

REGULAR SEASON PASSING STATISTICS

Year	*Team*	*G/S*	*Att*	*Cmp*	*Yds*	*Yds/Att*	*Pct*	*TD*	*TD %*	*Int*	*Int %*	*Lg*	*Sacks*	*Rating*
2009	Patriots	5/0	27	19	142	5.3	70.4	0	0.0	0	0.0	17	2/18	82.6
2010	Patriots	5/0	15	7	122	8.1	46.7	1	6.7	1	6.7	42t	0/0	69.3
2011	Patriots	3/0	1	1	22	22.0	100.0	0	0.0	0	0.0	22	0/0	118.8
2012	Cardinals	2/1	53	30	330	6.2	56.6	1	1.9	2	3.8	53	4/30	65.8
2012	Steelers	0/0	0	0	0	0.0	0.0	0	0.0	0	0.0	0	0/0	0.0
2013	Browns	3/3	96	57	615	6.4	59.4	5	5.2	3	3.1	47t	6/48	82.6
2014	Browns	14/13	438	242	3,326	7.6	55.3	12	2.7	13	3.0	81t	24/160	76.5
2015	Texans	11/9	369	224	2,606	7.1	60.7	19	5.1	7	1.9	49	25/185	91.4
2016	Bears	6/5	200	134	1,445	7.2	67.0	6	3.0	0	0.0	64	4/18	98.0
2017	49ers	6/6	205	119	1,245	6.1	58.0	4	2.0	4	2.0	59	16/112	74.1
2017	Patriots	5/0	6	4	42	7.0	66.7	0	0.0	0	0.0	27	0/0	86.8
2018	Patriots	5/0	2	1	7	7.0	50.0	0	0.0	0	0.0	7	0/0	95.8
2019	Colts	4/1	65	35	372	5.7	53.8	4	6.2	4	6.2	23	5/47	65.7
2020	Patriots	0/0	0	0	0	0.0	0.0	0	0.0	0	0.0	0	0/0	0.0
Totals – 12 Years		**69/38**	**1,477**	**873**	**10,274**	**7.0**	**59.1**	**52**	**3.5**	**34**	**2.3**	**81t**	**86/618**	**83.5**

Additional Statistics: 105 Rushing Attempts for 115 Yards**:** 2009: 10 Rushing Attempts for 25 Yards; 2010: 10 Rushing Attempts for -8 Yards; 2011: 4 Rushing Attempts for -3 Yards; 2012: 1 Rushing Attempt for 6 Yards; 2013: 6 Rushing Attempts for 16 Yards; 2014: 24 Rushing Attempts for 39 Yards; 2015: 15 Rushing Attempts for 44 Yards; 2016: 7 Rushing Attempts for -2 Yards; 2017: 9 Rushing Attempts for 4 Yards; 2018: 11 Rushing Attempts for -8 yards, 2019: 4 Rushing Attempts for 8 Yards.

POSTSEASON PASSING STATISTICS

Year	*Team*	*G/S*	*Att*	*Cmp*	*Yds*	*Yds/Att*	*Pct*	*TD*	*TD %*	*Int*	*Int %*	*Lg*	*Sacks*	*Rating*
2009	Patriots	0/0	0	0	0	0.0	0.0	0	0.0	0	0.0	0	0/0	0.0
2010	Patriots	0/0	0	0	0	0.0	0.0	0	0.0	0	0.0	0	0/0	0.0
2011	Patriots	0/0	0	0	0	0.0	0.0	0	0.0	0	0.0	0	0/0	0.0
2015	Texans	1/1	34	15	136	4.0	44.1	0	0.0	4	11.8	17	3/24	15.9
2017	Patriots	1/0	0	0	0	0.0	0.0	0	0.0	0	0.0	0	0/0	0.0
2018	Patriots	0/0	0	0	0	0.0	0.0	0	0.0	0	0.0	0	0/0	0.0
Totals – 6 Years		**2/1**	**34**	**15**	**136**	**4.0**	**44.1**	**0**	**0.0**	**4**	**11.8**	**17**	**3/24**	**15.9**

Additional Statistics: 2015: 1 Rushing Attempt for -1 Yard.

HOYER'S CAREER **GAME-BY-GAME**

		PASSING											RUSHING					
2009	**OPPONENT**	**P/S**	**ATT**	**CMP**	**YDS**	**PCT**	**TD**	**LG**	**INT**	**S**	**YDS**	**RATING**	**RUSH**	**YDS**	**LG**	**TD**	**W/L**	**SCORE**
10/18	Tennessee	p	11	9	52	81.8	0	16	0	0	0	86.4	6	-2	4	0		
10/25 at	Tampa Bay	p	0	0	0								3	17	20	0		
11/30 at	New Orleans	p	4	2	19	50.0	0	14	0	1	8	63.5	0	0	0	0		
12/27	Jacksonville	p	0	0	0								0	0	0	0		
01/03 at	Houston	p	12	8	71	66.7	0	17	0	1	10	82.3	1	10	10	0		
2009 Totals		**5/0**	**27**	**19**	**142**	**70.4**	**0**	**17**	**0**	**2**	**8**	**82.6**	**10**	**25**	**20**	**0**	**0-0**	

		PASSING											RUSHING					
2010	**OPPONENT**	**P/S**	**ATT**	**CMP**	**YDS**	**PCT**	**TD**	**LG**	**INT**	**S**	**YDS**	**RATING**	**RUSH**	**YDS**	**LG**	**TD**	**W/L**	**SCORE**
10/04 at	Miami	p	0	0	0								1	-2	-2	0		
11/17 at	Cleveland	p	2	0	0	0.0	0	0	1	0	0	0.0	1	-1	-1	0		
12/12 at	Chicago	p	0	0	0								3	-2	0	0		
12/26 at	Buffalo	p	0	0	0								4	-2	1	0		
01/02	Miami	p	13	7	122	43.8	1	42t	0	0	0	111.7	1	-1	-1	0		
2010 Totals		**5/0**	**15**	**7**	**122**	**46.7**	**1**	**42t**	**1**	**0**	**0**	**69.3**	**10**	**-8**	**1**	**0**	**0-0**	

		PASSING											RUSHING					
2011	**OPPONENT**	**P/S**	**ATT**	**CMP**	**YDS**	**PCT**	**TD**	**LG**	**INT**	**S**	**YDS**	**RATING**	**RUSH**	**YDS**	**LG**	**TD**	**W/L**	**SCORE**
11/27 at	Philadelphia	p	0	0	0								1	-1	-1	0		
12/04	Indianapolis	p	0	0	0								0	0	0	0		
01/01	Buffalo	p	1	1	22	100.0	0	22	0	0	0	118.8	3	-2	0	0		
2011 Totals		**3/0**	**1**	**1**	**22**	**100.0**	**0**	**22**	**0**	**0**	**0**	**118.8**	**4**	**-3**	**0**	**0**	**0-0**	

		PASSING											RUSHING					
2012	**OPPONENT**	**P/S**	**ATT**	**CMP**	**YDS**	**PCT**	**TD**	**LG**	**INT**	**S**	**YDS**	**RATING**	**RUSH**	**YDS**	**LG**	**TD**	**W/L**	**SCORE**
12/23	Chicago	p	19	11	105	57.9	0	24	1	2	12	51.4	0	0	0	0		
12/30 at	San Francisco	S	34	19	225	55.9	1	53	1	2	18	73.8	1	6	6	0	L	13-27
2012 Totals		**2/1**	**53**	**30**	**330**	**56.6**	**1**	**53**	**2**	**4**	**30**	**65.8**	**1**	**6**	**6**	**0**	**0-1**	

		PASSING											RUSHING					
2013	**OPPONENT**	**P/S**	**ATT**	**CMP**	**YDS**	**PCT**	**TD**	**LG**	**INT**	**S**	**YDS**	**RATING**	**RUSH**	**YDS**	**LG**	**TD**	**W/L**	**SCORE**
09/22 at	Minnesota	S	54	30	321	55.6	3	47t	3	3	26	68.5	1	-2	-2	0	W	31-27
09/29	Cincinnati	S	38	25	269	65.8	2	39	0	3	22	103.9	4	7	8	0	W	17-6
10/03	Buffalo	S	4	2	25	50.0	0	13	0	0	0	69.8	1	11	11	0	W	37-24
2013 Totals		**3/3**	**96**	**57**	**615**	**59.4**	**5**	**47t**	**3**	**6**	**48**	**82.6**	**6**	**16**	**11**	**0**	**3-0**	

		PASSING											RUSHING					
2014	**OPPONENT**	**P/S**	**ATT**	**CMP**	**YDS**	**PCT**	**TD**	**LG**	**INT**	**S**	**YDS**	**RATING**	**RUSH**	**YDS**	**LG**	**TD**	**W/L**	**SCORE**
09/07 at	Pittsburgh	S	30	18	222	60.0	1	47	0	3	24	94.0	1	-2	-2	0	L	27-30
09/14	New Orleans	S	40	24	204	60.0	1	28	0	1	2	81.7	0	0	0	0	W	26-24
09/21	Baltimore	S	25	19	290	76.0	1	70	0	0	0	127.1	3	-2	3	0	L	21-23
10/05 at	Tennessee	S	37	21	291	56.8	3	49	1	1	7	97.9	1	2	2	0	W	29-28
10/12	Pittsburgh	S	17	8	217	47.1	1	51t	0	1	7	113.0	1	0	0	0	W	31-10
10/19 at	Jacksonville	S	41	16	215	39.0	0	65	1	3	18	46.3	1	-1	-1	0	L	6-24
10/26	Oakland	S	28	19	275	67.9	1	48	0	1	8	111.5	2	1	2	0	W	23-13
11/02	Tampa Bay	S	34	21	300	61.8	2	34t	2	4	26	85.4	2	5	3	0	W	22-17
11/06 at	Cincinnati	S	23	15	198	65.2	0	28	0	0	0	92.3	4	1	3	0	W	24-3
11/16	Houston	S	50	20	330	40.0	1	35	1	3	20	61.3	2	1	2	0	L	7-23
11/23 at	Atlanta	S	40	23	322	57.5	0	40	3	1	9	52.3	3	12	9	0	W	26-24
11/30 at	Buffalo	S	30	18	192	60.0	0	30	2	2	14	51.0	0	0	0	0	L	10-26
12/07	Indianapolis	S	30	13	136	43.3	0	27	2	1	3	29.3	2	3	4	0	L	24-25
12/21 at	Carolina	p	13	7	134	53.8	1	81t	1	3	22	83.5	2	19	11	0		
2014 Totals		**14/13**	**438**	**242**	**3326**	**55.3**	**12**	**81t**	**13**	**24**	**160**	**76.5**	**24**	**39**	**11**	**0**	**7-6**	

HOYER'S CAREER **GAME-BY-GAME** (CONT.)

		PASSING											RUSHING					
2015	**OPPONENT**	**P/S**	**ATT**	**CMP**	**YDS**	**PCT**	**TD**	**LG**	**INT**	**S**	**YDS**	**RATING**	**RUSH**	**YDS**	**LG**	**TD**	**W/L**	**SCORE**
09/13	Kansas City	S	34	18	236	52.9	1	32	1	4	29	72.7	0	0	0	0	L	20-27
10/04	at Atlanta	p	30	17	232	56.7	0	42	0	1	8	103.8	0	0	0	0		
10/08	Indianapolis	p	31	24	312	77.4	2	42t	1	0	0	116.6	1	14	14	0		
10/18	at Jacksonville	S	36	24	293	66.7	3	31	0	1	6	119.3	5	5	6	0	W	31-20
10/25	at Miami	S	49	23	273	46.9	3	27t	1	4	22	76.3	0	0	0	0	L	26-44
11/01	Tennessee	S	35	23	235	65.7	2	42t	0	3	21	103.9	1	-1	-1	0	W	20-6
11/16	at Cincinnati	S	22	12	123	54.5	0	25	1	2	10	51.9	1	15	15	0	W	10-6
11/29	New Orleans	S	27	21	205	77.8	2	37	1	1	10	107.6	3	-3	-1	0	W	24-6
12/06	at Buffalo	S	43	26	293	60.5	3	29	1	2	18	94.4	3	15	14	0	L	21-30
12/13	New England	S	22	11	155	50.0	0	49	0	5	54	73.1	1	-1	-1	0	L	6-27
01/03	Jacksonville	S	40	25	249	62.5	1	27	1	2	7	78.0	0	0	0	0	W	30-6
2015 Totals		**11/9**	**369**	**224**	**2606**	**60.7**	**19**	**49**	**7**	**25**	**185**	**91.4**	**15**	**44**	**15**	**0**	**5-4**	
01/09	Kansas City	S	34	15	136	44.1	0	17	4	3	24	15.9	1	-1	-1	0	L	0-30
2015 Postseason		**1/1**	**34**	**15**	**136**	**44.1**	**0**	**17**	**4**	**3**	**24**	**15.9**	**1**	**-1**	**-1**	**0**	**0-1**	

		PASSING											RUSHING					
2016	**OPPONENT**	**P/S**	**ATT**	**CMP**	**YDS**	**PCT**	**TD**	**LG**	**INT**	**S**	**YDS**	**RATING**	**RUSH**	**YDS**	**LG**	**TD**	**W/L**	**SCORE**
09/19	Philadelphia	p	12	9	78	75.0	0	19	0	0	0	91.7	0	0	0	0		
09/25	at Dallas	S	49	30	317	61.2	2	32	0	1	5	93.7	2	2	3	0	L	17-31
10/02	Detroit	S	36	28	302	77.8	2	64	0	2	8	120.1	3	-3	-1	0	W	17-14
10/09	at Indianapolis	S	43	33	397	76.7	2	38	0	0	0	120.0	1	-1	-1	0	L	23-29
10/16	Jacksonville	S	49	30	302	61.2	0	36	0	1	5	78.8	1	0	0	0	L	16-17
10/20	at Green Bay	S	11	4	49	36.4	0	25	0	0	0	50.9	0	0	0	0	L	10-26
2016 Totals		**6/5**	**200**	**134**	**1445**	**67.0**	**6**	**64**	**0**	**4**	**18**	**98.0**	**7**	**-2**	**3**	**0**	**1-4**	

PASSING													RUSHING					
2017	**OPPONENT**	**P/S**	**ATT**	**CMP**	**YDS**	**PCT**	**TD**	**LG**	**INT**	**S**	**YDS**	**RATING**	**RUSH**	**YDS**	**LG**	**TD**	**W/L**	**SCORE**
09/10	Carolina	S	35	24	193	68.6	0	22	1	4	27	70.3	1	-5	-5	0	L	3-23
09/17	at Seattle	S	27	15	99	55.6	0	14	1	2	10	48.2	0	0	0	0	L	9-12
09/21	L.A. Rams	S	37	23	332	62.2	2	59	1	4	24	98.0	1	9	9t	1	L	39-41
10/01	at Arizona	S	49	24	234	49.0	0	24	1	3	24	54.3	1	3	3	0	L	15-18 ot
10/08	at Indianapolis	S	46	29	353	63.0	2	51	0	2	17	101.1	2	0	0	0	L	23-26 ot
10/15	at Washington	S	11	4	34	36.4	0	21	0	1	10	45.3	0	0	0	0	L	24-26
2017 Totals with SF:		**6/6**	**205**	**119**	**1245**	**58.0**	**4**	**59**	**4**	**16**	**112**	**74.1**	**5**	**7**	**9t**	**1**	**0-6**	
11/12	at Denver	p	3	3	37	100.0	0	27	0	0	0	118.1						
11/19	at Oakland	p	0	0	0								0	0	0	0		
12/03	at Buffalo	p	0	0	0								0	0	0	0		
12/24	Buffalo	p	0	0	0								2	-2	-1	0		
12/31	N.Y. Jets	p	3	1	5	33.3	0	5	0	0	0	42.4	2	-1	0	0		
2017 Totals with NE:		**5/0**	**6**	**4**	**42**	**66.7**	**0**	**27**	**0**	**0**	**0**	**86.8**	**4**	**-3**	**0**	**0**	**0-0**	
01/13	Tennessee	p	0	0	0								0	0	0	0		
2017 Postseason		**1/0**	**0**	**0**	**0**								**0**	**0**	**0**	**0**	**0-0**	

		PASSING											RUSHING					
2018	**OPPONENT**	**P/S**	**ATT**	**CMP**	**YDS**	**PCT**	**TD**	**LG**	**INT**	**S**	**YDS**	**RATING**	**RUSH**	**YDS**	**LG**	**TD**	**W/L**	**SCORE**
09/30	Miami	p	0	0	0								3	-3	-1	0		
10/29	at Buffalo	p	0	0	0								2	-2	-1	0		
11/11	at Tennessee	p	1	1	7	100.0	0	7	0	0	0	95.8	1	2	2	0		
12/23	Buffalo	p	1	0	0	0.0	0	0	0	0	0	0.0	2	-2	-1	0		
12/30	N.Y. Jets	p	0	0	0								3	-3	-1	0		
2018 Totals		**5/0**	**2**	**1**	**7**	**50.0**	**0**	**7**	**0**	**0**	**0**	**58.3**	**11**	**-8**	**2**	**0**		

		PASSING											RUSHING					
2019	**OPPONENT**	**P/S**	**ATT**	**CMP**	**YDS**	**PCT**	**TD**	**LG**	**INT**	**S**	**YDS**	**RATING**	**RUSH**	**YDS**	**LG**	**TD**	**W/L**	**SCORE**
11/03	at Pittsburgh	p	26	17	168	65.4	3	21	1	4	34	105.9	1	6	6	0		
11/10	Miami	S	39	18	204	46.2	1	23	3	1	13	38.8	2	0	1	0	L	12-16
11/17	Jacksonville	p	0	0	0	0.0	0	0	0	0	0	0.0	2	-2	-1	0		
12/22	Carolina	p	0	0	0	0.0	0	0	0	0	0	0.0	3	-2	0	0		
2019 Totals		**4/1**	**65**	**35**	**372**	**53.8**	**4**	**23**	**4**	**5**	**47**	**65.7**	**8**	**2**	**6**	**0**	**0-1**	

RYAN IZZO

85 | TIGHT END

HT: 6-5 | **WT:** 255 | **Born:** 12/21/1995 | **Exp. (NFL/Patriots):** 3/3
GP/GS (Playoffs): 7/5 (0/0) | **Acq:** D7c-18 (250th)
College: Florida State | **Hometown:** Sparta, N.J.

SUPER BOWLS: 18

PLAYERS

CAREER TRANSACTIONS

Ryan Izzo was drafted by the New England Patriots in the seventh round (250th overall) of the 2018 NFL Draft.

SEASONAL REVIEWS

2020 (1/1)

- Started at tight end in the season-opening win vs. Miami (9/13) and caught one pass for 25 yards.

2019 (6/4, 0/0)

- Played in six regular-season games with four starts and caught six passes for 114 yards and one touchdown.
- Was inactive due to injury in the wins at N.Y. Jets (10/21) and vs. Cleveland (10/27).
- Was active but did not play in the loss at Baltimore (11/3).
- Was a healthy scratch for the final seven games of the regular season and the AFC Wild Card loss vs. Tennessee (1/4).
- Started at tight end in his NFL debut after missing the entire 2018 season due to injury and made one reception for 3 yards in the season-opening victory vs. Pittsburgh (9/8).
- Started and made a career-long 41-yard reception during the game-opening touchdown drive in the victory vs. the N.Y. Jets (9/22).
- Scored his first career touchdown on a 10-yard pass from QB Tom Brady, finishing the game with two catches for 39 yards in the win at Washington (10/6).

2018 (0/0, 0/0)

- Suffered an injury during training camp and was placed on injured reserve prior to the start of the regular season.

COLLEGE

- Appeared in 41 games with 37 starts and totaled 54 career receptions for 761 yards and six touchdowns.
- His 761 receiving yards rank third in program history among tight ends, and receptions total is fifth.
- Started all 13 games as a redshirt junior and totaled career-highs with 20 receptions for 317 yards and three touchdowns.
- Started all 13 games as a redshirt sophomore and finished with 19 receptions for 227 yards and one touchdown.
- Appeared in all 13 games with 11 starts in his first full season as a redshirt freshman. Led all tight ends with 14 receptions for 210 yards and two touchdowns.
- Appeared in two games as a true freshman before missing the rest of the season due to injury. Made one reception for 7 yards. Was granted a medical redshirt.

PERSONAL

- Attended Pope John XXIII High School in Sparta, New Jersey.

RYAN IZZO STATISTICS

POS: TE HT: 6-5 WT: 255 LBS YEAR: 3RD ACQ: D7c-18 COLLEGE: FLORIDA STATE BORN: 12/21/95

REGULAR SEASON RECEIVING STATISTICS

Year	Team	G/S	REC	YDS	AVG	LG	TD
2018	Patriots	0/0	Injured Reserve				
2019	Patriots	6/4	6	114	19.0	41	1
2020	Patriots	1/1	1	25	25.0	25	0
Totals – 3 Years		**7/5**	**7**	**139**	**19.9**	**41**	**1**

POSTSEASON RECEIVING STATISTICS

Year	Team	G/S	REC	YDS	AVG	LG	TD
2018	Patriots	0/0	Injured Reserve				
2019	Patriots	0/0	Inactive				
Totals – 2 Years		**0/0**	**0**	**0**	**0.0**	**0**	**0**

IZZO'S CAREER GAME-BY-GAME

2018 Season: Injured Reserve

2019		OPPONENT	P/S	NO	YDS	AVG	LG	TD
09/08		Pittsburgh	S	1	3	3.0	3	0
09/15	at	Miami	p	-	-	-	-	-
09/22		N.Y. Jets	S	1	41	41.0	41	0
09/29	at	Buffalo	S	-	-	-	-	-
10/06	at	Washington	p	2	39	19.5	29	1
10/10		N.Y. Giants	S	2	31	15.5	20	0
10/21	at	N.Y. Jets			Inactive			
10/27		Cleveland			Inactive			
11/03	at	Baltimore			Did Not Play			
11/17	at	Philadelphia			Inactive			
11/24		Dallas			Inactive			
12/01	at	Houston			Inactive			
12/08		Kansas City			Inactive			
12/15	at	Cincinnati			Inactive			
12/21		Buffalo			Inactive			
12/29		Miami			Inactive			
2019 Totals				**6/4**	**6**	**114**	**19.0**	**41**	**1**
01/04		Tennessee			Inactive			
2019 Postseason				**0/0**	**0**	**0**	**0.0**	**0**	**0**

J.C. JACKSON

27 | DEFENSIVE BACK

HT: 6-1 | **WT:** 198 | **Born:** 11/17/1995 | **Exp. (NFL/Patriots):** 3/3
GP/GS (Playoffs): 30/12 (4/2) | **Acq:** FA-18
College: Maryland | **Hometown:** Immokalee, Fla.

SUPER BOWLS: 18

CAREER TRANSACTIONS

J.C. Jackson was signed by the New England Patriots as a rookie free agent on May 11, 2018.

SEASONAL REVIEWS

2020 (1/1)

- Appeared as a reserve in the season-opening win over Miami (9/13) and registered two tackles, an interception and two passes defensed.

2019 (16/6, 1/1)

- Played in all 16 regular-season games with six starts and totaled 36 tackles, five interceptions and 10 passes defensed as part of a defense that finished No. 1 in the NFL in total defense (275.9 yards per game) and scoring (14.1 points allowed per game). Started the final six games of the regular season when Jason McCourty was battling an injury.
- Also blocked a punt on special teams that led to a Patriots touchdown. His career-high five interceptions were tied for fourth-most in the NFL.
- Started at corner and made one tackle with one pass defensed in the AFC Wild Card Playoff vs. Tennessee (1/4).
- Had multiple two-interception performances in 2019:
    - Week 4 at Buffalo
    - Week 15 at Cincinnati
- Played as a substitute in the victory at Buffalo (9/29), posting two tackles, two passes defensed, two interceptions and a blocked punt that was returned 11 yards for a touchdown by Matthew Slater. Jackson intercepted QB Josh Allen once in each half and became the first player since 1989 to have two interceptions and a punt block in the same game.
- Made his first start of the season at corner due to an injury to CB Jason McCourty in the win vs. Dallas (11/24). Made four tackles in the game.
- Made his second consecutive start and third of the season, recording two tackles and intercepting a pass in the loss vs. Kansas City (12/8).
- Started his third consecutive game and fourth of the season in the win at Cincinnati (12/15). Recorded three tackles and three passes defensed with two interceptions in the game, marking his second game of the season with two interceptions and setting a new career-best with five interceptions on the year. Along with Stephon Gilmore, became the first pair of Patriots teammates to record multiple interceptions in the same game for the first time since 1986.
- Started his fourth consecutive game and fifth of the season at corner, registering a team-high six tackles and two passes defensed in the win vs. Buffalo (12/21). Jackson's second pass defensed came on a key fourth down for Buffalo on fourth-and-goal to end their final drive of the game and preserve the 24-17 victory.

2018 (13/5, 3/1)

- Made the 53-man roster as a rookie free agent and appeared in 15 regular-season games with five starts. Totaled 24 tackles and finished tied for second on the team with three interceptions. Also defensed six passes.
- Played in all three postseason contests with one start and notched seven tackles and two passes defensed.
- Was inactive for the season-opener vs. Houston (9/9), at Jacksonville (9/16) and vs. Kansas City (10/14).
- Made his NFL debut as a reserve defensive back and tallied one tackle in the game at Detroit (9/23).
- Contributed as a reserve defensive back and made one pass defensed as well as his first-career interception on a fourth-quarter pass from QB Ryan Tannehill in the victory vs. Miami (9/30).
- Saw extended time as a nickel cornerback and finished with one tackle, a pass defensed and a third quarter interception of QB Mitchell Trubisky during the victory at Chicago (10/21).
- Made his first-career start as the nickel cornerback and contributed with four tackles and a pass defensed in the victory vs. Minnesota (12/2). Jackson swatted a fourth quarter pass attempt from QB Kirk Cousins in the end zone that was intercepted by DB Duron Harmon and helped seal the Patriots victory.
- Started at cornerback and contributed with a second-quarter interception of QB Josh Allen that he returned 9 yards in the win vs. Buffalo (12/23).
- Started at corner and finished with a team and career-high seven tackles and adding a pass defensed in the win vs. N.Y. Jets (12/30).
- Contributed on defense with four tackles and two passes defensed in the AFC Divisional Playoff win vs. L.A. Chargers (1/13).

COLLEGE

- Began his collegiate career at Florida and suffered an injury in the season opener. Took a medical redshirt and transferred to Riverside Community College for one season where he registered 25 tackles, two forced fumbles and one fumble recovery in six games.
- Appeared in 24 games over two seasons at Maryland (2016-17) and registered 80 tackles, four interceptions,

13 passes defensed, one fumble recovery and one forced fumble.

PERSONAL

- Full name is Jerald Christopher Jackson.
- Was a two-way player at wide receiver and defensive back who helped lead Immokalee to a FHSAA Class 5A semifinal appearance as a senior.
- Totaled 3,109 yards on 133 catches with 31 touchdowns during his career at Immokalee (Florida) High School.
- Totaled 103 tackles on defense in his career.
- Played in the Under Armour All-America Game in 2013.

J.C. JACKSON STATISTICS

POS: DB HT: 6-1 WT: 198 LBS YEAR: 3RD ACQ: FA-18 COLLEGE: MARYLAND BORN: 11/17/95

REGULAR SEASON DEFENSIVE STATISTICS

			TACKLES					INTERCEPTIONS					MISCELLANEOUS					
Year	Team	G/S	TT	UT	A	S	YDS	NO	YDS	AVG	LG	TD	PD	FF	FR	YDS	TD	SPT
2018	Patriots	13/5	24	22	2	0.0	0.0	3	9	3.0	9	0	6	0	0	0	0	0
2019	Patriots	16/6	36	29	7	0.0	0.0	5	39	7.8	19	0	10	0	0	0	0	0
2020	Patriots	1/0	2	2	0	0.0	0.0	1	0	0.0	0	0	2	0	0	0	0	0
Totals – 3 Years		**30/12**	**62**	**53**	**9**	**0.0**	**0.0**	**9**	**48**	**5.3**	**19**	**0**	**18**	**0**	**0**	**0**	**0**	**0**

Additional Statistics: 1 Punt Block vs. Buffalo (9/29/19).

POSTSEASON DEFENSIVE STATISTICS

			TACKLES					INTERCEPTIONS					MISCELLANEOUS					
Year	Team	G/S	TT	UT	A	S	YDS	NO	YDS	AVG	LG	TD	PD	FF	FR	YDS	TD	SPT
2018	Patriots	3/1	7	5	2	0.0	0.0	0	0	0.0	0	0	2	0	0	0	0	0
2019	Patriots	1/1	1	1	0	0.0	0.0	0	0	0.0	0	0	1	0	0	0	0	0
Totals – 2 Years		**4/2**	**8**	**6**	**2**	**0.0**	**0.0**	**0**	**0**	**0.0**	**0**	**0**	**3**	**0**	**0**	**0**	**0**	**0**

JACKSON'S CAREER GAME-BY-GAME

2018		OPPONENT	P/S	TT	UT	A	S	YDS	INT	YDS	PD	FF	FR	SPT
09/09		Houston				Inactive								
09/16	at	Jacksonville				Inactive								
09/23	at	Detroit	p	1	1	0	-	-	-	-	-	-	-	-
09/30		Miami	p	0	0	0	-	-	1	0	1	-	-	-
10/04		Indianapolis	p	0	0	0	-	-	-	-	-	-	-	-
10/14		Kansas City				Inactive								
10/21	at	Chicago	p	1	1	0	-	-	1	0	1	-	-	-
10/29	at	Buffalo	p	2	2	0	-	-	-	-	-	-	-	-
11/04		Green Bay	p	1	1	0	-	-	-	-	-	-	-	-
11/11	at	Tennessee	p	1	1	0	-	-	-	-	-	-	-	-
11/25	at	N.Y. Jets	p	1	1	0	-	-	-	-	-	-	-	-
12/02		Minnesota	S	4	4	0	-	-	-	-	1	-	-	-
12/09	at	Miami	S	0	0	0	-	-	-	-	-	-	-	-
12/16	at	Pittsburgh	S	6	6	0	-	-	-	-	1	-	-	-
12/23		Buffalo	S	0	0	0	-	-	1	9	1	-	-	-
12/30		N.Y. Jets	S	7	5	2	-	-	-	-	1	-	-	-
2018 Totals			**13/5**	**24**	**22**	**2**	**0.0**	**0.0**	**3**	**9**	**6**	**0**	**0**	**0**
01/13		L.A. Chargers	p	4	3	1	-	-	-	-	2	-	-	-
01/20	at	Kansas City	S	1	1	0	-	-	-	-	-	-	-	-
02/03	at	L.A. Rams	p	2	1	1	-	-	-	-	-	-	-	-
2018 Postseason			**3/1**	**7**	**5**	**2**	**0.0**	**0.0**	**0**	**0**	**2**	**0**	**0**	**0**

2019		OPPONENT	P/S	TT	UT	A	S	YDS	INT	YDS	PD	FF	FR	SPT
09/08		Pittsburgh	p	1	1	0	-	-	-	-	-	-	-	-
09/15	at	Miami	p	2	1	1	-	-	-	-	1	-	-	-
09/22		N.Y. Jets	p	0	0	0	-	-	-	-	-	-	-	-
09/29	at	Buffalo	p	2	1	1	-	-	2	20	2	-	-	-
10/06	at	Washington	p	2	1	1	-	-	-	-	-	-	-	-
10/10		N.Y. Giants	p	1	0	1	-	-	-	-	-	-	-	-
10/21	at	N.Y. Jets	p	0	0	0	-	-	-	-	-	-	-	-
10/27		Cleveland	p	1	1	0	-	-	-	-	-	-	-	-
11/03	at	Baltimore	p	1	1	0	-	-	-	-	-	-	-	-
11/17	at	Philadelphia	p	3	3	0	-	-	-	-	1	-	-	-
11/24		Dallas	S	4	3	1	-	-	-	-	-	-	-	-
12/01	at	Houston	S	1	0	1	-	-	-	-	-	-	-	-
12/08		Kansas City	S	2	2	0	-	-	1	6	1	-	-	-
12/15	at	Cincinnati	S	3	3	0	-	-	2	13	3	-	-	-
12/21		Buffalo	S	6	6	0	-	-	-	-	2	-	-	-
12/29		Miami	S	7	6	1	-	-	-	-	-	-	-	-
2019 Totals			**16/6**	**36**	**29**	**7**	**0.0**	**0.0**	**5**	**39**	**10**	**0**	**0**	**0**
01/04		Tennessee	S	1	1	0	-	-	-	-	1	-	-	-
2019 Postseason			**1/1**	**1**	**1**	**0**	**0.0**	**0.0**	**0**	**0**	**1**	**0**	**0**	**0**

ANFERNEE **JENNINGS**

58 | LINEBACKER

HT: 6-3 | **WT:** 259 | **Born:** 9/1/1997 | **Exp. (NFL/Patriots):** Rookie
GP/GS (Playoffs): 1/0 (0/0) | **Acq:** D3a-20 (87th)
College: Alabama | **Hometown:** Dadeville, Ala.

CAREER TRANSACTIONS

Anfernee Jennings was drafted by the New England Patriots in the third round (87th overall) of the 2020 NFL Draft.

2020 (1/0)

- Made his NFL debut in the season-opening win vs. Miami (9/13). Made one tackle on defense in a reserve role.

COLLEGE

- Was an All-SEC First Team selection by coaches and the Associated Press as a senior in 2019. Was also a semifinalist for the Butkus Award, given to the nation's top linebacker.
- Played in 13 games and recorded 83 tackles, eight sacks, one forced fumble, one interception and five passes defensed in 2019.
- Played in 15 games as a junior and posted 51 tackles, 6½ sacks, one interception, 11 passes defensed and two fumble recoveries, one which was returned for a touchdown.
- Appeared in 11 games while shifting into a starting role on defense and made 41 tackles, one sack, forced two fumbles and defensed two passes as a sophomore.
- Played in 15 games and posted 19 tackles as a redshirt freshman.
- Redshirted as a true freshman in 2015.

EXTRA POINTS

- Anfernee Jennings is the sixth Alabama player to be drafted by the Patriots and the second linebacker under Bill Belichick, joining Dont'a Hightower, who was a first-round pick (25th overall) out of Alabama in the 2012 NFL Draft.
- The 2020 NFL Draft marked the fifth time that Bill Belichick used his first three picks on defensive players, with the selection of DB Kyle Dugger and LB Josh Uche in the second round and LB Anfernee Jennings in the third round. Belichick used his first six picks on defensive players in 2012, his first four picks in 2014 and his first three picks in 2009 and 2008.

PERSONAL

- Recorded 170 tackles as a senior at Dadeville High School in 2014 with 88 solo stops, 14 sacks, nine pass breakups and two forced fumbles.
- Had 171 tackles as a junior in 2013 with seven sacks.
- Posted 96 tackles as a sophomore with seven more sacks.
- Finished with 29 sacks in his high school career.
- Earned two degrees in college, in Human Performance and in Exercise Science and Public Health.

ANFERNEE JENNINGS **STATISTICS**

POS: LB HT: 6-3 WT: 259 LBS YEAR: ROOKIE ACQ: D3a-20 (87TH) COLLEGE: ALABAMA BORN: 9/1/97

REGULAR SEASON DEFENSIVE STATISTICS

			TACKLES					*INTERCEPTIONS*						*MISCELLANEOUS*				
Year	*Team*	*G/S*	*TT*	*UT*	*A*	*S*	*YDS*	*NO*	*YDS*	*AVG*	*LG*	*TD*	*PD*	*FF*	*FR*	*YDS*	*TD*	*SPT*
2020	Patriots	1/0	1	0	1	0.0	0.0	0	0	0.0	0	0	0	0	0	0	0	0
Totals – 1 Year		**1/0**	**1**	**0**	**1**	**0.0**	**0.0**	**0**	**0**	**0.0**	**0**	**0**	**0**	**0**	**0**	**0**	**0**	**0**

JAKOB **JOHNSON**

47 | FULLBACK

HT: 6-3 | **WT:** 255 | **Born:** 12/15/1994 | **Exp. (NFL/Patriots):** 2/2
GP/GS (Playoffs): 5/3 (0/0) | **Acq:** FA-19
College: Tennessee | **Hometown:** Stuttgart, Germany

PRONOUNCED YAH-kob

CAREER TRANSACTIONS

Jakob Johnson was signed by the New England Patriots to the 53-man roster from the practice squad on Sept. 19, 2019 ... Originally signed by the New England Patriots as a free agent as part of the NFL's International Player Pathway program (4/8/19) ... Released by New England (8/31/19) ... Signed by New England to the practice squad (9/1/19).

SEASONAL REVIEWS

2020 (1/0)

- Played as a reserve in the season-opening win vs. Miami (9/13).

2019 (4/3, 0/0)

- Originally joined the team as part of the NFL's International Player Pathway Program, switching positions from tight end to fullback. Began the regular season on the practice squad before being added to the 53-man roster on Sept. 21, after a season-ending injury to James Develin.
- Appeared in four regular-season games with three starts and caught one pass for 5 yards.
- Made his NFL debut in the win vs. the N.Y. Jets (9/22).
- Made his first NFL start at fullback and contributed with lead-blocking duties in the win at Buffalo (9/29).
- Made his first career reception on a 5-yard catch while also contributing with lead-blocking duties in the win at Washington (10/6).
- Started at fullback and left the game with an injury in the victory vs. N.Y. Giants (10/10).
- Placed on injured reserve on Oct. 14, 2019.

2018 (12 – STUTTGART SCORPIONS)

- Appeared in 12 games for the Stuttgart Scorpions of the German Football League as a tight end and totaled 43 receptions for 474 yards and four touchdowns.

COLLEGE

- Began his collegiate career at Tennessee as a linebacker before making the move to tight end as a sophomore.
- Appeared in 47 games over four seasons and caught three passes for 23 yards as a tight end on offense and made 24 total tackles on defense. Also returned two kickoffs for 25 yards.
- Earned SEC Academic Honor Roll honors for three straight seasons from 2014-16.

PERSONAL

- Played one season of high school football at Jean Ribault High School in Jacksonville, Florida., helping the Trojans to a 7-4 record.
- Recorded 112 tackles and six sacks in his first season of American football en route to earning Second Team All-Coast by the Florida Union Times in 2013.
- Wore No. 44 to honor high school teammate who passed away.
- Majored in kinesiology at Tennessee.

JAKOB JOHNSON **STATISTICS**

POS: FB HT: 6-3 WT: 255 LBS YEAR: 2ND ACQ: FA-19 COLLEGE: TENNESSEE BORN: 12/15/94

REGULAR SEASON OFFENSIVE STATISTICS

			RUSHING					*RECEIVING*				
Year	*Team*	*G/S*	*NO*	*YDS*	*AVG*	*LG*	*TD*	*NO*	*YDS*	*AVG*	*LG*	*TD*
2019	Patriots	4/3	0	0	0.0	0	0	1	5	5.0	5	0
2020	Patriots	1/0	0	0	0.0	0	0	0	0	0.0	0	0
Totals – 1 Year		**4/3**	**0**	**0**	**0.0**	**0**	**0**	**1**	**5**	**5.0**	**5**	**0**

POSTSEASON OFFENSIVE STATISTICS

			RUSHING					*RECEIVING*				
Year	*Team*	*G/S*	*NO*	*YDS*	*AVG*	*LG*	*TD*	*NO*	*YDS*	*AVG*	*LG*	*TD*
2019	Patriots	0/0	Injured Reserve									
Totals – 1 Year		**0/0**	**0**	**0**	**0.0**	**0**	**0**	**0**	**0**	**0.0**	**0**	**0**

JONATHAN **JONES**

31 | DEFENSIVE BACK

HT: 5-10 | **WT:** 190 | **Born:** 9/20/1993 | **Exp. (NFL/Patriots):** 5/5
GP/GS (Playoffs): 64/20 (8/2) | **Acq:** FA-16
College: Auburn | **Hometown:** Carrollton, Ga.

SUPER BOWLS: 16, 18

CAREER TRANSACTIONS

Jonathan Jones was re-signed by the New England Patriots as a restricted free agent on April 16, 2019 ... Originally signed by New England as a rookie free agent (5/6/16).

SEASONAL REVIEWS

2020 (1/1)

- Started at defensive back in the season-opening win vs. Miami and posted two tackles.

2019 (15/9, 1/0)

- Appeared in 15 regular-season games with nine starts and matched his career-high total of 50 tackles from 2018. Also forced two fumbles, defensed a career-high eight passes as part of a defense that finished No. 1 in the NFL in total defense (275.9 yards per game) and scoring (14.1 points allowed per game). Also made two special teams tackles.
- Was a key contributor on defense, making four tackles and recording one pass defensed in the AFC Wild Card Playoff vs. Tennessee (1/4).
- Was inactive due to injury in the win vs. Buffalo (12/21).
- Started as the nickel corner and contributed on defense with three total tackles and two passes defensed in the season-opening victory vs. Pittsburgh (9/8).
- Contributed defensively with three tackles while also forcing a fumble in the victory at Washington (10/6).
- Started at nickel corner and recorded a team-best four tackles with two passes defensed during the victory vs. N.Y. Giants (10/10).
- Saw play time as a key reserve and led the team in tackles with five, adding one special teams tackle in the win at N.Y. Jets (10/21).
- Started at nickel corner and made seven tackles in the win vs. Cleveland (10/27). Also forced a fumble to stop a scoring threat on a chase-down tackle of RB Nick Chubb to negate a 44-yard gain. Forced the fumble at the New England 6-yard line that was recovered by New England.

2018 (16/5, 3/2)

- Played all 16 regular-season games with five starts and tallied a career-high 50 tackles, 1½ sacks, tied for second on the team with three interceptions, defensed seven passes and forced one fumble. Also contributed on special teams with six tackles.
- Appeared in all three postseason games with two starts and made 10 tackles, notched his first career playoff sack and defensed one pass.
- Started at defensive back in the nickel defense and finished with a team-leading and season-high eight tackles as part of a secondary that held QB Ryan Tannehill to 100 yards passing in the win vs. Miami (9/30).
- Made the start as the nickel cornerback and was a key contributor with five tackles and two passes defensed, while also adding a fourth quarter interception of QB Andrew Luck that was returned deep into Colts territory during the win vs. Indianapolis (10/4). Sony Michel scored on the ensuing offensive play to give the Patriots a three-score lead late in the game.
- Contributed as a reserve nickel cornerback and finished with two tackles, a pass defensed and an interception of QB Mitchell Trubisky in the fourth quarter of the victory at Chicago (10/21).
- Saw limited snaps defensively, finishing with one tackle, while contributing mostly on special teams in the win vs. Minnesota (12/2). Added an interception of QB Kirk Cousins that was returned for 6 yards on the Vikings final offensive drive.
- Contributed on defense with five tackles and a 7-yard sack of QB Ben Roethlisberger in the game at Pittsburgh (12/16), while also making special teams contributions, combining with Rex Burkhead in an acrobatic effort to keep a Patriot punt out of the end zone, allowing Ramon Humber to down the kick at the 1-yard line.
- Saw limited snaps on defense but contributed with two tackles and forced fumble that was recovered by LB Albert McClellan in the win vs. N.Y. Jets (12/30).
- Started as the nickel cornerback and finished with a team-high eight tackles while adding a sack for a 2-yard loss in the Super Bowl LIII victory vs. the Los Angeles Rams (2/3). Jones was part of a defense that held the Rams to a Super Bowl record-tying low of three points.

2017 (16/4, 1/0)

- Played in all 16 regular-season games with four starts in nickel defense and posted 36 tackles, one sack, one interception and eight passes defensed. Also tallied eight special teams tackles.
- Played as a reserve in the Divisional Playoff win vs. Tennessee and made one tackle on defense and another on special teams before exiting the game in the fourth quarter due to injury.
- Was placed on injured reserve on Jan. 17, 2018.
- Contributed on defense as a reserve where he totaled two tackles and two passes defensed, including breaking up a would-be second quarter touchdown to WR Ted Ginn that forced the Saints to settle for a field goal, and preventing a long completion to Saints WR Brandon Coleman in the victory at New Orleans (9/17).

- Contributed at defensive back with two passes defensed and sealed the game with his first career interception on a Philip Rivers pass intended for the end zone with no time left on the clock in the 21-13 win vs. L.A. Chargers (10/29). Also contributed on special teams with one tackle.
- Made his first start of the season at defensive back and helped contribute with five tackles and a pass defensed, including a tipped pass that led to an interception of QB Derek Carr by DB Duron Harmon in the victory at Oakland (11/19) in Mexico City.
- Made his second start of the year as a defensive back and led the team in tackles with nine, while also recording the first sack of his career when he dropped QB Matt Moore for a 15-yard loss in the win vs. Miami (11/26). Also recovered a muffed punt by the Patriots that maintained possession for a drive that led to a Patriots touchdown.

2016 (16/1, 3/0)

- Made the team as a rookie free agent and played in all 16 regular-season games with one start in a nickel defense. Utilized mainly as a special teams contributor. Registered six tackles, one pass defensed, eight special teams tackles, one forced fumble and one fumble recovery on special teams.
- Played in all three playoff games as a reserve and posted four special teams tackles.
- Made his NFL debut and totaled one special teams tackle in the win at Arizona (9/11).
- Recorded his first career defensive tackle in the win at Cleveland (10/9).
- Totaled two special teams tackles in the win at N.Y. Jets (11/27).
- Recorded two total defensive tackles in the win vs. Baltimore (12/12).
- Made his first NFL start in the Patriots nickel defense in the win at Denver (12/18). Recovered a muffed punt to set up a Patriots scoring drive in the first quarter.
- Recorded one special teams tackle and forced one fumble on special teams in the win at Miami (1/1).
- Made his NFL postseason debut in the Divisional Round game vs. Houston (1/14).
- Led the team with three special teams tackles in the AFC Championship game vs. Pittsburgh (1/22).
- Played as a reserve in Super Bowl LI vs. Atlanta (2/5) and made a key tackle on a late-game kickoff that forced the Falcons to start a drive at their own 10-yard line.

COLLEGE

- Four-year starter at cornerback for Auburn, played in 45 games over four seasons and accumulated 129 tackles, seven interceptions, 26 passes defensed, two forced fumbles and two fumble recoveries.
- Ranked ninth nationally as a junior with six interceptions in 2014.

PERSONAL

- Born Sept. 20, 1993, to Stacey and Sharon Jones.
- Majored in business administration at Auburn.

JONATHAN JONES STATISTICS

POS: DB HT: 5-10 WT: 190 LBS YEAR: 5TH ACQ: FA-16 COLLEGE: AUBURN BORN: 9/20/93

REGULAR SEASON DEFENSIVE STATISTICS

			TACKLES					INTERCEPTIONS						MISCELLANEOUS				
Year	Team	G/S	TT	UT	A	S	YDS	NO	YDS	AVG	LG	TD	PD	FF	FR	YDS	TD	SPT
2016	Patriots	16/1	6	5	1	0.0	0.0	0	0	0.0	0	0	1	0	0	0	0	8
2017	Patriots	16/4	36	33	3	1.0	15.0	1	6	6.0	6	0	8	0	0	0	0	8
2018	Patriots	16/5	50	39	11	1.5	11.0	3	34	11.3	28	0	7	1	0	0	0	6
2019	Patriots	15/8	50	37	13	0.0	0.0	0	0	0.0	0	0	8	2	0	0	0	1
2020	Patriots	1/1	2	2	0	0.0	0.0	0	0	0.0	0	0	0	0	0	0	0	0
Totals – 4 Years		**64/20**	**144**	**116**	**28**	**2.5**	**26.0**	**4**	**40**	**10.0**	**28**	**0**	**24**	**3**	**0**	**0**	**0**	**23**

Additional Statistics: 2 Special Teams Fumble Recoveries - at Denver (12/18/16), vs. Miami (11/26/17); 1 Special Teams Forced Fumble at Miami (1/1/16).

POSTSEASON DEFENSIVE STATISTICS

			TACKLES					INTERCEPTIONS						MISCELLANEOUS				
Year	Team	G/S	TT	UT	A	S	YDS	NO	YDS	AVG	LG	TD	PD	FF	FR	YDS	TD	SPT
2016	Patriots	3/0	0	0	0	0.0	0.0	0	0	0.0	0	0	0	0	0	0	0	4
2017	Patriots	1/0	1	1	0	0.0	0.0	0	0	0.0	0	0	0	0	0	0	0	1
2018	Patriots	3/2	10	8	2	1.0	2.0	0	0	0.0	0	0	1	0	0	0	0	0
2019	Patriots	1/0	4	3	1	0.0	0.0	0	0	0.0	0	0	1	0	0	0	0	0
Totals – 4 Years		**8/2**	**15**	**12**	**3**	**1.0**	**2.0**	**0**	**0**	**0.0**	**0**	**0**	**2**	**0**	**0**	**0**	**0**	**5**

JONES' CAREER **GAME-BY-GAME**

2016		OPPONENT	P/S	TT	UT	A	S	YDS	INT	YDS	PD	FF	FR	SPT
09/11	at	Arizona	p	0	0	0	-	-	-	-	-	-	-	1
09/18		Miami	p	0	0	0	-	-	-	-	-	-	-	-
09/22		Houston	p	0	0	0	-	-	-	-	-	-	-	-
10/02		Buffalo	p	0	0	0	-	-	-	-	-	-	-	-
10/09	at	Cleveland	p	1	1	0	-	-	-	-	1	-	-	-
10/16		Cincinnati	p	0	0	0	-	-	-	-	-	-	-	1
10/23	at	Pittsburgh	p	0	0	0	-	-	-	-	-	-	-	-
10/30	at	Buffalo	p	0	0	0	-	-	-	-	-	-	-	-
11/13		Seattle	p	0	0	0	-	-	-	-	-	-	-	-
11/20	at	San Francisco	p	0	0	0	-	-	-	-	-	-	-	1
11/27	at	N.Y. Jets	p	0	0	0	-	-	-	-	-	-	-	2
12/04		Los Angeles	p	0	0	0	-	-	-	-	-	-	-	1
12/12		Baltimore	p	2	2	0	-	-	-	-	-	-	-	-
12/18	at	Denver	S	3	2	1	-	-	-	-	-	-	-	-
12/24		N.Y. Jets	p	0	0	0	-	-	-	-	-	-	-	1
01/01	at	Miami	p	0	0	0	-	-	-	-	-	-	-	1
2016 Totals			**16/1**	**6**	**5**	**1**	**0.0**	**0.0**	**0**	**0**	**0**	**0**	**0**	**8**
01/14		Houston	p	0	0	0	-	-	-	-	-	-	-	-
01/22		Pittsburgh	p	0	0	0	-	-	-	-	-	-	-	3
02/05		Atlanta	p	0	0	0	-	-	-	-	-	-	-	1
2016 Postseason			**3/0**	**0**	**0**	**0**	**0.0**	**0.0**	**0**	**0**	**0**	**0**	**0**	**4**

2017		OPPONENT	P/S	TT	UT	A	S	YDS	INT	YDS	PD	FF	FR	SPT
09/07		Kansas City	p	0	0	0	-	-	-	-	-	-	-	1
09/17	at	New Orleans	p	2	2	0	-	-	-	-	2	-	-	-
09/24		Houston	p	3	3	0	-	-	-	-	-	-	-	-
10/01		Carolina	p	2	2	0	-	-	-	-	-	-	-	1
10/05	at	Tampa Bay	p	1	1	0	-	-	-	-	1	-	-	-
10/15	at	N.Y. Jets	p	2	2	0	-	-	-	-	-	-	-	1
10/22		Atlanta	p	1	0	1	-	-	-	-	1	-	-	-
10/29		L.A. Chargers	p	0	0	0	-	-	1	6	2	-	-	-
11/12	at	Denver	p	4	3	1	-	-	-	-	1	-	-	-
11/19	at	Oakland	S	5	5	0	-	-	-	-	1	-	-	-
11/26		Miami	S	9	9	0	1.0	15.0	-	-	-	-	1	-
12/03	at	Buffalo	S	2	1	1	-	-	-	-	-	-	-	2
12/11	at	Miami	S	2	2	0	-	-	-	-	-	-	-	-
12/17	at	Pittsburgh	p	0	0	0	-	-	-	-	-	-	-	1
12/24		Buffalo	p	0	0	0	-	-	-	-	-	-	-	-
12/31		N.Y. Jets	p	3	3	0	-	-	-	-	-	-	-	2
2017 Totals			**16/4**	**36**	**33**	**3**	**1.0**	**15.0**	**1**	**6**	**8**	**0**	**1**	**8**
01/13		Tennessee	p	1	1	0	-	-	-	-	-	-	-	1
01/21		Jacksonville	Placed on injured reserve (1/17)											
2017 Postseason			**1/0**	**1**	**1**	**0**	**0.0**	**0.0**	**0**	**0**	**0**	**0**	**0**	**1**

2018		OPPONENT	P/S	TT	UT	A	S	YDS	INT	YDS	PD	FF	FR	SPT
09/09		Houston	S	2	0	2	-	-	-	-	2	-	-	2
09/16	at	Jacksonville	p	3	2	1	-	-	-	-	-	-	-	-
09/23	at	Detroit	p	4	4	0	-	-	-	-	1	-	-	-
09/30		Miami	S	8	5	3	-	-	-	-	-	-	-	-
10/04		Indianapolis	S	5	5	0	-	-	1	28	2	-	-	-
10/14		Kansas City	S	3	2	1	-	-	-	-	-	-	-	1
10/21	at	Chicago	p	2	2	0	-	-	1	0	1	-	-	-
10/29	at	Buffalo	p	2	2	0	-	-	-	-	-	-	-	1
11/04		Green Bay	S	4	3	1	-	-	-	-	-	-	-	-
11/11	at	Tennessee	p	1	1	0	-	-	-	-	-	-	-	-
11/25	at	N.Y. Jets	p	3	2	1	-	-	-	-	-	-	-	-
12/02		Minnesota	p	1	1	0	-	-	1	6	1	-	-	-
12/09	at	Miami	p	2	1	1	0.5	4.0	-	-	-	-	-	1
12/16	at	Pittsburgh	p	5	5	0	1.0	7.0	-	-	-	-	-	-
12/23		Buffalo	p	3	3	0	-	-	-	-	-	-	-	1
12/30		N.Y. Jets	p	2	1	1	-	-	-	-	-	1	-	-
2018 Totals			**16/5**	**50**	**39**	**11**	**1.5**	**11.0**	**3**	**34**	**7**	**1**	**0**	**6**
01/13		L.A. Chargers	p	0	0	0	-	-	-	-	-	-	-	-
01/20	at	Kansas City	S	2	2	0	-	-	-	-	1	-	-	-
02/03	at	L.A. Rams	S	8	6	2	1.0	2.0	-	-	-	-	-	-
2018 Postseason			**3/2**	**10**	**8**	**2**	**1.0**	**2.0**	**0**	**0**	**1**	**0**	**0**	**0**

2019		OPPONENT	P/S	TT	UT	A	S	YDS	INT	YDS	PD	FF	FR	SPT
09/08		Pittsburgh	S	3	2	1	-	-	-	-	2	-	-	-
09/15	at	Miami	S	4	2	2	-	-	-	-	1	-	-	-
09/22		N.Y. Jets	S	1	1	0	-	-	-	-	-	-	-	-
09/29	at	Buffalo	S	5	4	1	-	-	-	-	-	-	-	-
10/06	at	Washington	p	3	2	1	-	-	-	-	-	1	-	-
10/10		N.Y. Giants	S	4	3	1	-	-	-	-	2	-	-	-
10/21	at	N.Y. Jets	p	5	4	1	-	-	-	-	-	-	-	1
10/27		Cleveland	S	6	2	4	-	-	-	-	-	1	-	-
11/03	at	Baltimore	S	1	1	0	-	-	-	-	-	-	-	-
11/17	at	Philadelphia	S	2	2	0	-	-	-	-	-	-	-	-
11/24		Dallas	p	3	2	1	-	-	-	-	1	-	-	-
12/01	at	Houston	p	3	2	1	-	-	-	-	2	-	-	-
12/08		Kansas City	S	5	5	0	-	-	-	-	-	-	-	-
12/15	at	Cincinnati	p	1	1	0	-	-	-	-	-	-	-	-
12/21		Buffalo	Inactive										-	-
12/29		Miami	p	4	4	0	-	-	-	-	-	-	-	-
2019 Totals			**15/8**	**50**	**37**	**13**	**0.0**	**0.0**	**0**	**0**	**8**	**2**	**0**	**1**
01/04		Tennessee	p	4	3	1	-	-	-	-	1	-	-	-
2019 Postseason			**1/0**	**4**	**3**	**1**	**0.0**	**0.0**	**0**	**0**	**1**	**0**	**0**	**0**



DALTON **KEENE**

44 | TIGHT END

HT: 6-4 | **WT:** 251 | **Born:** 4/14/1999 | **Exp. (NFL/Patriots):** Rookie
GP/GS (Playoffs): 0/0 (0/0) | **Acq:** D3c-20 (101st)
College: Virgina Tech | **Hometown:** Littleton, Colo.

CAREER TRANSACTIONS

Dalton Keene was drafted by the New England Patriots in the third round (101st overall) of the 2020 NFL Draft.

2020 (0/0)

- Was inactive for the season-opener vs. Miami (9/13).

COLLEGE

- Totaled 59 receptions for 748 yards and eight touchdowns over three seasons at Virginia Tech.
- Earned 2018 Honorable Mention All-ACC accolades.
- Started all 13 games and caught 21 passes for 240 yards and a career-high five touchdowns as a junior in 2019. Also posted 11 rushing attempts for 33 yards.
- Started all 13 games and posted career-highs with 28 receptions for 341 yards and caught three touchdowns in 2018. Earned Honorable Mention All-ACC accolades for his efforts.
- Played in all 13 games with 12 starts and tallied 10 receptions for 167 yards in 2017. Also recorded two special-teams tackles.

EXTRA POINTS

- The Patriots used two straight picks on tight ends, selecting Devin Asiasi and Dalton Keene in back-to-back third-round selections.
- Bill Belichick has now drafted 15 tight ends as head coach of the Patriots.
- Devin Asiasi and Dalton Keene became the 23rd and 24th underclassman selected by the Patriots in the 21 drafts under Belichick.

PERSONAL

- Son of Wesley and Stacy Keene. Has a brother, Trey, and a sister, Kailey. Brother played baseball and football at Northern Colorado.
- Majored in building construction at Virginia Tech.

DALTON KEENE **STATISTICS**

POS: TE HT: 6-4 WT: 251 LBS YEAR: ROOKIE ACQ: D3c-20 (101ST) COLLEGE: VIRGINIA TECH BORN: 4/14/99

REGULAR SEASON RECEIVING STATISTICS

Year	*Team*	*G/S*	*REC*	*YDS*	*AVG*	*LG*	*TD*
2020	Patriots	0/0	0	0	0.0	0	0
Totals – 1 Year		**0/0**	**0**	**0**	**0.0**	**0**	**0**

BRANDON KING

36 | LINEBACKER

HT: 6-2 | **WT:** 220 | **Born:** 6/8/1993 | **Exp. (NFL/Patriots):** 6/6
GP/GS (Playoffs): 57/0 (11/0) | **Acq:** FA-15
College: Auburn | **Hometown:** Alabaster, Ala.

SUPER BOWLS: 16, 18

CAREER TRANSACTIONS

Brandon King was signed by the New England Patriots to the 53-man roster from the practice squad on Oct. 10, 2015 ... Originally signed by New England as a rookie free agent (5/8/15) ... Released by New England (9/5/15) ... Signed to the Patriots practice squad (9/8/15).

SEASONAL REVIEWS

2020 (0/0)

- Began the season on Reserve/Physically Unable to Perform List.

2019 (0/0, 0/0)

- Suffered an injury during the preseason and was placed on injured reserve on Aug. 25, 2019.

2018 (15/0, 3/0)

- Played all 15 regular-season games as a reserve, contributing mostly on special teams with 11 tackles.
- Appeared in all three postseason contests as a reserve and made one special teams tackle.
- Was inactive due to injury vs. Buffalo (12/23).
- Made two special teams tackles in the victory at Chicago (10/21).
- Contributed on special teams with three special teams tackles in the win at Buffalo (10/29).
- Made one tackle on special teams in the AFC Championship victory at Kansas City (1/20).

2017 (13/0, 3/0)

- Played in 13 regular-season contests as a reserve, playing mainly on special teams. Contributed eight special teams tackles. Also forced a special teams safety on a punt return tackle in the end zone during a Week 8 win vs. L.A. Chargers.
- Appeared in all three playoff games as a reserve on special teams and posted two special teams tackles.
- Was inactive vs. Carolina (10/1), at Miami (12/11) and at Pittsburgh (12/17) due to injury.
- Contributed with a special teams tackle of WR Travis Benjamin for a safety on a second-quarter punt return that gave the Patriots the lead in their eventual victory vs. L.A. Chargers (10/29).
- Made two special teams tackles in the win at Denver (11/12).
- Contributed with one special teams tackle in the Divisional Playoff victory vs. Tennessee (1/13).
- Added one special teams tackle in Super Bowl LII vs. Philadelphia (2/4).

2016 (16/0, 3/0)

- Played all 16 regular-season games, mainly on special teams. Made one tackle on defense and nine on special teams.
- Appeared in all three playoff games and made one special teams tackle.
- Made his first tackle of the season on defense in the win at Buffalo (10/30).
- Totaled two special teams tackles in the win vs. Los Angeles (12/4).
- Recorded two special teams tackles in the win vs. Baltimore (12/12).
- Totaled one special teams tackle in the Divisional Round game vs. Houston (1/14).

2015 (13/0, 2/0)

- Began the season on the practice squad before being added to the 53-man roster on Oct. 10.
- Was one of three rookie free agents, along with David Andrews and Justin Coleman, to be a major contributor on the 53-man roster.
- Appeared in 13 regular-season games and contributed mainly on special teams, posting 12 tackles. Also forced one fumble on a punt return.
- Appeared in both postseason contests and recorded two special teams tackles.
- Contributed heavily on special teams, posting two special teams tackles and forcing a Leodis McKelvin fumble on a punt return in the third quarter of the win vs. Buffalo (11/23), recovered by Jonathan Freeny at the 30-yard line.
- Recorded two special teams tackles in the AFC Championship at Denver (1/24).

COLLEGE

- Played two seasons at Auburn after transferring from Highland Community College.
- Began his tenure at Auburn as a safety in 2013 then converted to defensive end for the second half of his senior season in 2014.

PERSONAL

- Born June 8, 1993, to Angela and Chris King.
- Majored in public administration at Auburn.
- Brandon and wife, Marisa, have a son, Kayden.

EXTRA POINTS

- Brandon King showed his positional versatility while playing collegiately at Auburn. He began his career playing safety and linebacker before switching to defensive end for the second half of his senior season.

VIDEO FEATURE

- Get to know more about Brandon in this episode of "Tilted."

BRANDON KING **STATISTICS**

POS: LB HT: 6-2 WT: 220 LBS YEAR: 6TH ACQ: FA-15 COLLEGE: AUBURN BORN: 6/8/93

REGULAR SEASON DEFENSIVE STATISTICS

			TACKLES					INTERCEPTIONS					MISCELLANEOUS				
Year	*Team*	*G/S*	*TT*	*UT*	*A*	*S*	*YDS*	*NO*	*YDS*	*AVG*	*LG*	*TD*	*PD*	*FF*	*FR*	*YDS*	*TD*	*SPT*
2015	Patriots	13/0	0	0	0	0.0	0.0	0	0	0.0	0	0	0	0	0	0	0	12
2016	Patriots	16/0	1	1	0	0.0	0.0	0	0	0.0	0	0	0	0	0	0	0	9
2017	Patriots	13/0	0	0	0	0.0	0.0	0	0	0.0	0	0	0	0	0	0	0	8
2018	Patriots	15/0	0	0	0	0.0	0.0	0	0	0.0	0	0	0	0	0	0	0	11
2019	Patriots	0/0			Injured Reserve													
Totals – 5 Years		**57/0**	**1**	**1**	**0**	**0.0**	**0.0**	**0**	**0**	**0.0**	**0**	**0**	**0**	**0**	**0**	**0**	**0**	**40**

Additional Statistics: 1 Special Teams Forced Fumble vs. Buffalo (11/23/15); Special Teams Safety vs. L.A. Chargers (10/29).

POSTSEASON DEFENSIVE STATISTICS

			TACKLES					INTERCEPTIONS					MISCELLANEOUS				
Year	*Team*	*G/S*	*TT*	*UT*	*A*	*S*	*YDS*	*NO*	*YDS*	*AVG*	*LG*	*TD*	*PD*	*FF*	*FR*	*YDS*	*TD*	*SPT*
2015	Patriots	2/0	0	0	0	0.0	0.0	0	0	0.0	0	0	0	0	0	0	0	3
2016	Patriots	3/0	0	0	0	0.0	0.0	0	0	0.0	0	0	0	0	0	0	0	1
2017	Patriots	3/0	0	0	0	0.0	0.0	0	0	0.0	0	0	0	0	0	0	0	2
2018	Patriots	3/0	0	0	0	0.0	0.0	0	0	0.0	0	0	0	0	0	0	0	1
2019	Patriots	0/0			Injured Reserve													
Totals – 5 Years		**11/0**	**0**	**0**	**0**	**0.0**	**0.0**	**0**	**0**	**0.0**	**0**	**0**	**0**	**0**	**0**	**0**	**0**	**7**

KING'S CAREER **GAME-BY-GAME**

2015	*OPPONENT*	*P/S*	*TT*	*UT*	*A*	*S*	*YDS*	*INT*	*YDS*	*PD*	*FF*	*FR*	*SPT*
09/27	Jacksonville	Signed to 53-man roster from the practice squad (10/10)											
10/11 at	Dallas	p	0	0	0	-	-	-	-	-	-	-	2
10/18 at	Indianapolis	p	0	0	0	-	-	-	-	-	-	-	2
10/25	N.Y. Jets	p	0	0	0	-	-	-	-	-	-	-	-
10/29	Miami	p	0	0	0	-	-	-	-	-	-	-	1
11/08	Washington	p	0	0	0	-	-	-	-	-	-	-	1
11/15 at	N.Y. Giants	p	0	0	0	-	-	-	-	-	-	-	-
11/23	Buffalo	p	0	0	0	-	-	-	-	-	-	-	2
11/29 at	Denver	p	0	0	0	-	-	-	-	-	-	-	1
12/06	Philadelphia	p	0	0	0	-	-	-	-	-	-	-	1
12/13 at	Houston	p	0	0	0	-	-	-	-	-	-	-	1
12/20	Tennessee	p	0	0	0	-	-	-	-	-	-	-	1
12/27 at	N.Y. Jets	p	0	0	0	-	-	-	-	-	-	-	-
01/03 at	Miami	p	0	0	0	-	-	-	-	-	-	-	-
2015 Totals		**13/0**	**0**	**0**	**0**	**0.0**	**0.0**	**0**	**0**	**0**	**0**	**0**	**12**
01/16	Kansas City	p	0	0	0	-	-	-	-	-	-	-	-
01/24 at	Denver	p	0	0	0	-	-	-	-	-	-	-	2
2015 Postseason		**2/0**	**0**	**0**	**0**	**0.0**	**0.0**	**0**	**0**	**0**	**0**	**0**	**2**

2016	*OPPONENT*	*P/S*	*TT*	*UT*	*A*	*S*	*YDS*	*INT*	*YDS*	*PD*	*FF*	*FR*	*SPT*
09/11 at	Arizona	p	0	0	0	-	-	-	-	-	-	-	-
09/18	Miami	p	0	0	0	-	-	-	-	-	-	-	-
09/22	Houston	p	0	0	0	-	-	-	-	-	-	-	-
10/02	Buffalo	p	0	0	0	-	-	-	-	-	-	-	-
10/09 at	Cleveland	p	0	0	0	-	-	-	-	-	-	-	-
10/16	Cincinnati	p	0	0	0	-	-	-	-	-	-	-	2
10/23 at	Pittsburgh	p	0	0	0	-	-	-	-	-	-	-	-
10/30 at	Buffalo	p	1	1	0	-	-	-	-	-	-	-	1
11/13	Seattle	p	0	0	0	-	-	-	-	-	-	-	-
11/20 at	San Francisco	p	0	0	0	-	-	-	-	-	-	-	1
11/27 at	N.Y. Jets	p	0	0	0	-	-	-	-	-	-	-	1
12/04	Los Angeles	p	0	0	0	-	-	-	-	-	-	-	2
12/12	Baltimore	p	0	0	0	-	-	-	-	-	-	-	2
12/18 at	Denver	p	0	0	0	-	-	-	-	-	-	-	-
12/24	N.Y. Jets	p	0	0	0	-	-	-	-	-	-	-	1
01/01 at	Miami	p	0	0	0	-	-	-	-	-	-	-	-
2016 Totals		**16/0**	**1**	**1**	**0**	**0.0**	**0.0**	**0**	**0**	**0**	**0**	**0**	**9**
01/14	Houston	p	0	0	0	-	-	-	-	-	-	-	1
01/22	Pittsburgh	p	0	0	0	-	-	-	-	-	-	-	-
02/05	Atlanta	p	0	0	0	-	-	-	-	-	-	-	-
2016 Postseason		**3/0**	**0**	**0**	**0**	**0.0**	**0.0**	**0**	**0**	**0**	**0**	**0**	**1**

2017	*OPPONENT*	*P/S*	*TT*	*UT*	*A*	*S*	*YDS*	*INT*	*YDS*	*PD*	*FF*	*FR*	*SPT*
09/07	Kansas City	p	0	0	0	-	-	-	-	-	-	-	1
09/17 at	New Orleans	p	0	0	0	-	-	-	-	-	-	-	-
09/24	Houston	p	0	0	0	-	-	-	-	-	-	-	-
10/01	Carolina				Inactive								
10/05 at	Tampa Bay	p	0	0	0	-	-	-	-	-	-	-	-
10/15 at	N.Y. Jets	p	0	0	0	-	-	-	-	-	-	-	1
10/22	Atlanta	p	0	0	0	-	-	-	-	-	-	-	1
10/29	L.A. Chargers	p	0	0	0	-	-	-	-	-	-	-	1
11/12 at	Denver	p	0	0	0	-	-	-	-	-	-	-	2
11/19 at	Oakland	p	0	0	0	-	-	-	-	-	-	-	-
11/26	Miami	p	0	0	0	-	-	-	-	-	-	-	-
12/03 at	Buffalo	p	0	0	0	-	-	-	-	-	-	-	1
12/11 at	Miami				Inactive								
12/17 at	Pittsburgh				Inactive								
12/24	Buffalo	p	0	0	0	-	-	-	-	-	-	-	1
12/31	N.Y. Jets	p	0	0	0	-	-	-	-	-	-	-	-
2017 Totals		**13/0**	**0**	**0**	**0**	**0.0**	**0.0**	**0**	**0**	**0**	**0**	**0**	**8**
01/13	Tennessee	p	0	0	0	-	-	-	-	-	-	-	1
01/21	Jacksonville	p	0	0	0	-	-	-	-	-	-	-	-
02/04	Philadelphia	p	0	0	0	-	-	-	-	-	-	-	1
2017 Postseason		**3/0**	**0**	**0**	**0**	**0.0**	**0.0**	**0**	**0**	**0**	**0**	**0**	**2**

2018	*OPPONENT*	*P/S*	*TT*	*UT*	*A*	*S*	*YDS*	*INT*	*YDS*	*PD*	*FF*	*FR*	*SPT*
09/09	Houston	p	0	0	0	-	-	-	-	-	-	-	1
09/16 at	Jacksonville	p	0	0	0	-	-	-	-	-	-	-	1
09/23 at	Detroit	p	0	0	0	-	-	-	-	-	-	-	-
09/30	Miami	p	0	0	0	-	-	-	-	-	-	-	-
10/04	Indianapolis	p	0	0	0	-	-	-	-	-	-	-	1
10/14	Kansas City	p	0	0	0	-	-	-	-	-	-	-	1
10/21 at	Chicago	p	0	0	0	-	-	-	-	-	-	-	2
10/29 at	Buffalo	p	0	0	0	-	-	-	-	-	-	-	2
11/04	Green Bay	p	0	0	0	-	-	-	-	-	-	-	1
11/11 at	Tennessee	p	0	0	0	-	-	-	-	-	-	-	1
11/25 at	N.Y. Jets	p	0	0	0	-	-	-	-	-	-	-	-
12/02	Minnesota	p	0	0	0	-	-	-	-	-	-	-	-
12/09 at	Miami	p	0	0	0	-	-	-	-	-	-	-	1
12/16 at	Pittsburgh	p	0	0	0	-	-	-	-	-	-	-	-
12/23	Buffalo				Inactive								
12/30	N.Y. Jets	p	0	0	0	-	-	-	-	-	-	-	-
2018 Totals		**16/0**	**0**	**0**	**0**	**0.0**	**0.0**	**0**	**0**	**0**	**0**	**0**	**11**
01/13	L.A. Chargers	p	0	0	0	-	-	-	-	-	-	-	-
01/20 at	Kansas City	p	0	0	0	-	-	-	-	-	-	-	1
02/03 at	L.A. Rams	p	0	0	0	-	-	-	-	-	-	-	-
2018 Postseason		**3/0**	**0**	**0**	**0**	**0.0**	**0.0**	**0**	**0**	**0**	**0**	**0**	**1**

2019 Season: Injured Reserve



MATT LaCOSSE

83 | TIGHT END

HT: 6-6 | **WT:** 255 | **Born:** 9/21/1992 | **Exp. (NFL/Patriots):** 5/2
GP/GS (Playoffs): 33/14 (1/0) | **Acq:** FA-19
College: Illinois | **Hometown:** Naperville, Ill.

PRONOUNCED la-COSS

CAREER TRANSACTIONS

Matt LaCosse was signed by the New England Patriots as a free agent on March 15, 2019 ... Originally signed by N.Y. Giants as a rookie free agent (5/7/15) ... Released by N.Y. Giants (8/4/15) ... Signed by N.Y. Jets as a free agent (8/25/15) ... Released by N.Y. Jets (8/30/15) ... Signed by N.Y. Giants to the practice squad (11/4/15) ... Signed by N.Y. Giants to the 53-man roster from the practice squad (12/25/15) ... Released by N.Y. Giants (11/11/17) ... Signed by N.Y. Giants to the practice squad (11/14/17) ... Signed by Denver to the 53-man roster from the N.Y. Giants practice squad (12/12/17).

SEASONAL REVIEWS

2020 (0/0)

- Exercised his Reserve/Opt-Out decision and will not play this season.

2019 (11/8, 1/0)

- Played in 11 regular-season games with eight starts and caught 13 passes for 131 yards and one touchdown.
- Saw his first career postseason action and contributed offensively and played limited snaps on special teams in the AFC Wild Card loss vs. Tennessee (1/4).
- Was inactive for four regular-season games due to injury and was active but did not play in the season-opening victory vs. Pittsburgh (9/8).
- Made his Patriots debut in a starting role at tight end and hauled in his first two passes as a Patriot for 33 yards in the win at Miami (9/15).
- Started and made one catch for an 8-yard touchdown in the win vs. Buffalo (12/21). The touchdown reception was the first for LaCosse as a Patriot and the second of his career. LaCosse became the 76th player to catch a touchdown pass from Tom Brady, extending the NFL record.

2018 (15/5 – DENVER)

- Played in 15 games with five starts and compiled 24 receptions for 250 yards and one touchdown.
- Was inactive due to injury at Oakland (12/24).
- Made his first start of the season at L.A. Chargers (11/18) and caught one pass for 9 yards.
- Caught three passes for 34 yards and his first career touchdown vs. Pittsburgh (11/25).

SINGLE-GAME CAREER HIGHS

REGULAR SEASON:

Receptions:	5	vs. L.A. Chargers (12/30/18)
Receiving Yards:	44	vs. Houston (11/4/18)
Receiving TDs:	1	vs. Buffalo (12/21/19)
		vs. Pittsburgh (11/25/18)
Long:	44	vs. Houston (11/4/18)

2017 (2/0 – DENVER)

- Joined the Broncos 53-man roster form the Giants practice squad on Dec. 12 and played in two games.
- Did not accrue any statistics.

2017 (3/1 – N.Y. GIANTS)

- Appeared in three games with one start before being released on Nov. 11 and added to the practice squad on Nov. 14. Did not accrue any statistics.

2016 (0/0, 0/0 – N.Y. GIANTS)

- Suffered an injury in the preseason and spent the year on injured reserve.

2015 (2/0 – N.Y. GIANTS)

- Spent time on the Giants practice squad before being added to the 53-man roster on Dec. 25.
- Posted three receptions for 22 yards in his NFL debut at Minnesota (12/27).

COLLEGE

- Played in 47 games at Illinois and finished with 38 receptions for 397 yards and six touchdowns.
- Played 13 games as a senior and posted 14 receptions for 117 yards and three touchdowns.
- Appeared in 12 games as a junior and caught 20 passes for 237 yards and three touchdowns.

PERSONAL

- Attended North High School in Naperville, Illinois, where he was named to the *The Champaign News-Gazette* All-State team.

MATT LACOSSE **STATISTICS**

POS: TE HT: 6-6 WT: 255 LBS YEAR: 5TH ACQ: FA-19 COLLEGE: ILLINOIS BORN: 9/21/92

PLAYERS

REGULAR SEASON RECEIVING STATISTICS

Year	*Team*	*G/S*	*REC*	*YDS*	*AVG*	*LG*	*TD*
2015	N.Y. Giants	2/0	3	22	7.3	10	0
2016	N.Y. Giants	0/0	Injured Reserve				
2017	N.Y. Giants	3/1	0	0	0.0	0	0
2017	Broncos	2/0	0	0	0.0	0	0
2018	Broncos	15/5	24	250	10.4	44	1
2019	Patriots	11/8	13	131	10.1	24	1
2020	Patriots	0/0		Reserve/Opt-Out			
Totals – 4 Years		**33/14**	**40**	**403**	**10.0**	**44**	**2**

POSTSEASON RECEIVING STATISTICS

Year	*Team*	*G/S*	*REC*	*YDS*	*AVG*	*LG*	*TD*
2016	N.Y. Giants	0/0	Injured Reserve				
2019	Patriots	1/0	0	0	0.0	0	0
Totals – 2 Years		**1/0**	**0**	**0**	**0.0**	**0**	**0**

LACOSSE'S CAREER **GAME-BY-GAME**

2015		*OPPONENT*	*P/S*	*NO*	*YDS*	*AVG*	*LG*	*TD*
12/27	at	Minnesota	p	3	22	7.3	10	0
01/03		Philadelphia	p	-	-	-	-	-
2015 Totals			**2/0**	**3**	**22**	**7.3**	**10**	**0**

2016 Season: Injured Reserve

2017		*OPPONENT*	*P/S*	*NO*	*YDS*	*AVG*	*LG*	*TD*
10/15	at	Denver	p	-	-	-	-	-
10/22		Seattle	S	-	-	-	-	-
11/05		L.A. Rams	p	-	-	-	-	-
12/24	at	Washington	p	-	-	-	-	-
12/13		Kansas City	p	-	-	-	-	-
2017 Totals			**5/1**	**0**	**0**	**0.0**	**0**	**0**

2018		*OPPONENT*	*P/S*	*NO*	*YDS*	*AVG*	*LG*	*TD*
09/09		Seattle	p	-	-	-	-	-
09/16		Oakland	p	-	-	-	-	-
09/23	at	Baltimore	p	-	-	-	-	-
10/01		Kansas City	p	1	17	17.0	17	0
10/07	at	N.Y. Jets	p	2	19	9.5	11	0
10/14		L.A rams	p	1	7	7.0	7	0
10/18	at	Arizona	p	1	12	12.0	12	0
10/28	at	Kansas City	p	4	29	7.8	8	0
11/04		Houston	p	1	44	11.0	44	0
11/18	at	L.A. Chargers	S	1	9	9.0	9	0
11/25		Pittsburgh	p	3	34	11.3	17	1
12/02	at	Cincinnati	S	-	-	-	-	-
12/09	at	San Francisco	S	1	3	3.0	3	0
12/15		Cleveland	S	4	43	10.8	14	0
12/24	at	Oakland			Inactive			
12/30		L.A. Chargers	S	5	33	6.6	12	0
2018 Totals			**15/5**	**24**	**250**	**10.4**	**44**	**1**

2019		*OPPONENT*	*P/S*	*NO*	*YDS*	*AVG*	*LG*	*TD*
09/08		Pittsburgh			Did Not Play			
09/15	at	Miami	S	2	33	16.5	23	0
09/22		N.Y. Jets			Inactive			
09/29	at	Buffalo	p	-	-	-	-	-
10/06	at	Washington	S	1	22	22.0	22	0
10/10		N.Y. Giants	S	-	-	-	-	-
10/21	at	N.Y. Jets			Inactive			
10/27		Cleveland			Inactive			
11/03	at	Baltimore			Inactive			
11/17	at	Philadelphia	p	2	3	1.5	7	0
11/24		Dallas	p	1	5	5.0	5	0
12/01	at	Houston	S	1	24	24.0	24	0
12/08		Kansas City	S	2	14	7.0	8	0
12/15	at	Cincinnati	S	3	22	7.3	14	0
12/21		Buffalo	S	1	8	8.0	8t	1
12/29		Miami	S	-	-	-	-	-
2019 Totals			**11/8**	**13**	**131**	**10.1**	**24**	**1**
01/04		Tennessee	p	-	-	-	-	-
2019 Postseason			**1/0**	**0**	**0**	**0.0**	**0**	**0**



MARQISE **LEE**

13 | WIDE RECEIVER

HT: 6-0 | **WT:** 196 | **Born:** 11/25/1991 | **Exp. (NFL/Patriots):** 7/1
GP/GS (Playoffs): 59/30 (3/3) | **Acq:** FA-20
College: Southern California | **Hometown:** Gardena, Calif.

CAREER TRANSACTIONS

Marqise Lee was signed by the New England Patriots as a free agent on April 28, 2020 … Originally drafted by Jacksonville in the second round (39th overall) of the 2014 NFL Draft … Re-signed by Jacksonville as an unrestricted free agent (3/16/18) … Released by Jacksonville (4/20/20).

SEASONAL REVIEWS

2020 (0/0)

- Exercised his Reserve/Opt-Out decision and will not play this season.

2019 (6/1 – Jacksonville)

- Played in six games with one start and caught three passes for 18 yards before being placed on injured reserve on Oct. 29.

2018 (0/0 – Jacksonville)

- Placed on injured reserve after suffering a knee injury in preseason.

2017 (14/14, 3/3 – Jacksonville)

- Started all 14 regular-season games he played in and totaled 56 receptions for 702 yards and three touchdowns.
- Started all three playoff contests and caught seven passes for 69 yards.
- Was inactive for the final two regular-season games.
- Led the team with eight receptions for 75 and one touchdown vs. Cincinnati (11/5).
- Led the team with seven receptions and a game-high 86 yards receiving and one touchdown vs. Indianapolis (12/3).

2016 (16/6 – Jacksonville)

- Played all 16 games with six starts and set career-highs with 63 receptions for 851 yards and three touchdowns. Also returned 18 kickoffs for 545 yards and one touchdown, rushed three times for 23 yards and completed one pass attempt for a 20-yard touchdown.
- Became the first player to record at least one passing touchdown, one receiving touchdown and one kickoff return for a touchdown in a single season since 1978 (Baltimore's Joe Washington).
- Posted two 100-yard receiving performances in the regular season:
    - Week 7 vs. Oakland (107)
    - Week 14 vs. Minnesota (113)
- Posted a team-high seven receptions for 107 yards with a long reception of 38 yards vs. Oakland (10/23), his first game with 100-plus yards receiving.
- Started at wide receiver and tallied five receptions for a career-high 113 yards vs. Minnesota (12/11).
- Started at wide receiver at Houston (12/18) and returned two kickoffs for 133 yards, including a franchise-tying longest kickoff return with a 100-yard kickoff return a touchdown.
- Started at wide receiver vs. Tennessee (12/24) and recorded three receptions for 37 yards and one touchdown. Also threw first career NFL pass, a 20-yard touchdown to QB Blake Bortles.

2015 (10/1 – Jacksonville)

- Appeared in 10 games with one start and totaled 15 receptions for 191 yards and one touchdown. Added five rushing attempts 38 yards.
- Was inactive for six contests.
- Recorded three receptions for 26 yards and one touchdown at New Orleans (12/27). Also rushed once for 9 yards.

2014 (13/8 – Jacksonville)

- Played in 13 games as a rookie with eight starts and registered 37 receptions for 422 yards an one touchdown.
- Was inactive for three contests due to injury.
- Started at wide receiver in his NFL debut at Philadelphia (9/7) and tied for the team lead with six receptions for 62 yards. Joined fellow WR Allen Hurns as the first two rookie wide receivers to start the season opener in franchise history.

COLLEGE

- Three-year starter at USC and totaled 248 receptions for 3,655 yards and 29 touchdowns.
- Owned 24 school records and five Pac-12 marks after finishing his college career.
- Won the Belitnikoff Award as a sophomore, as the nation's top receiver.
- Was a sprinter and long jumper on USC's track team.

PERSONAL

- Attended Serra High School (Gardena, California), lettering in football, basketball and track.
- Earned *Parade* All-American as a senior as well as Super Prep All-American, Under Armour All-American, ESPNU 150, Rivals 100 and Prep Star Dream Team.
- Finished with 57 receptions for 1,409 yards (24.7 avg.) with 24 touchdowns in final season along with 45 tackles and three interceptions.
- Was a sprinter and jumper on the track team, boasting a national prep No. 3 best 24-8 long jump, plus career bests of 44-7 in the triple jump, 6-4 in the high jump, 10.74 in the 100 meters and 22.1 in the 200 meters.

MARQISE LEE **STATISTICS**

POS: WR HT: 6-0 WT: 196 LBS YEAR: 7TH ACQ: FA-20 COLLEGE: SOUTHERN CALIFORNIA BORN: 11/25/1991

REGULAR SEASON RECEIVING STATISTICS

Year	*Team*	*GP/GS*	*Rec*	*Yds*	*Avg*	*Lg*	*TD*
2014	Jaguars	13/8	37	422	11.4	37	1
2015	Jaguars	10/1	15	191	12.7	30	1
2016	Jaguars	16/6	63	851	13.5	51	3
2017	Jaguars	14/14	56	702	12.5	45	3
2018	Jaguars		Injured Reserve				
2019	Jaguars	6/1	3	18	6.0	8	0
2020	Patriots			Reserve/Opt-Out			
Total	**6 Years –**	**59/30**	**174**	**2,184**	**12.6**	**51**	**8**

Additional Statistics: 16 Rushing Attempts for 100 Yards - 3 Rushing Attempts for 9 Yards in 2014; 5 Rushing Attempts for 38 Yards in 2015; 6 Rushing Attempts for 35 Yards in 2016; 1 Rushing Attempt for 17 Yards in 2017; 1 Rushing Attempt for 1 Yard in 2019. 1 Pass Completion for 20-Yard Touchdown vs. Tennessee (12/24/16). 18 Kickoff Returns for 545 Yards and 1 Touchdown in 2016. 7 Punt Returns for 18 Yards - 2 Punt Returns for 3 Yards in 2016; 5 Punt Returns for 13 Yards in 2017.

POSTSEASON SEASON RECEIVING STATISTICS

Year	*Team*	*GP/GS*	*Rec*	*Yds*	*Avg*	*Lg*	*TD*
2017	Jaguars	3/3	7	69	9.9	18	0
Total	**1 Year –**	**3/3**	**7**	**69**	**9.9**	**18**	**0**

Additional Statistics: 1 Rushing Attempt for 5 Yards vs. Buffalo (1/7/18).

LEE'S CAREER **GAME-BY-GAME**

2014	*OPPONENT*	*P/S*	*NO*	*YDS*	*AVG*	*LG*	*TD*
09/07	at Philadelphia	S	6	62	10.3	18	0
09/14	at Washington	S	2	11	5.5	8	0
09/21	Indianapolis			Inactive			
09/28	at San Diego			Inactive			
10/05	Pittsburgh			Inactive			
10/12	at Tennessee	S	2	26	13.0	16	0
10/19	Cleveland	P	1	20	20.0	20	0
10/26	Miami	S	1	9	9.0	9	0
11/02	at Cincinnati	P	-	-	-	-	-
11/09	Dallas	P	1	13	13.0	13	0
11/23	at Indianapolis	P	3	52	17.3	37	0
11/30	N.Y. Giants	S	6	75	12.5	30t	1
12/07	Houston	S	5	67	13.4	31	0
12/14	at Baltimore	S	4	14	3.5	13	0
12/18	Tennessee	S	4	65	16.3	34	0
12/28	at Houston	S	2	8	4.0	4	0
2014 Totals		**13/8**	**37**	**422**	**11.437**	**37**	**1**

2015	*OPPONENT*	*P/S*	*NO*	*YDS*	*AVG*	*LG*	*TD*
09/13	Carolina			Inactive			
09/20	Miami	p	2	27	13.5	18	0
09/27	at New England	p	1	13	13.0	13	0
10/04	at Indianapolis			Inactive			
10/11	at Tampa Bay			Inactive			
10/18	Houston			Inactive			
10/25	Buffalo			Inactive			
11/08	at N.Y. Jets			Inactive			
11/15	at Baltimore	p	1	8	8.0	8	0
11/19	Tennessee	S	-	-	-	-	-
11/29	San Diego	p	1	3	3.0	3	0
12/06	at Tennessee	p	1	17	17.0	17	0
12/13	Indianapolis	p	1	21	21.0	21	0
12/20	Atlanta	p	2	46	23.0	30	0
12/27	at New Orleans	p	3	26	8.7	18	1
01/03	at Houston	p	3	30	10.0	14	0
2015 Totals		**10/1**	**15**	**191**	**12.7**	**30**	**1**

2016	*OPPONENT*	*P/S*	*NO*	*YDS*	*AVG*	*LG*	*TD*
09/11	Green Bay	p	2	22	11.0	12	0
09/18	at San Diego	p	5	75	15.0	22	0
09/25	Baltimore	p	5	44	8.8	20	0
10/02	Indianapolis	p	4	28	7.0	13	0
10/16	at Chicago	p	6	61	10.2	14	0
10/23	Oakland	p	7	107	15.3	38	0
10/27	at Tennessee	p	1	21	21.0	21	0
11/06	at Kansas City	S	4	84	21.0	51	0
11/13	Houston	p	4	50	12.5	18	0
11/20	at Detroit	p	4	52	13.0	29	1
11/27	at Buffalo	p	4	37	9.3	20t	1
12/04	Denver	S	3	34	11.3	17	0
12/11	Minnesota	S	5	113	22.6	39	0
12/18	at Houston	S	-	-	-	-	-
12/24	Tennessee	S	3	37	12.3	21t	1
01/01	at Indianapolis	S	6	86	14.3	22	0
2016 Totals		**16/6**	**63**	**851**	**13.5**	**51**	**3**

2017	*OPPONENT*	*P/S*	*NO*	*YDS*	*AVG*	*LG*	*TD*
09/10	at Houston	S	-	-	-	-	-
09/17	Tennessee	S	7	76	10.9	19	0
09/24	Baltimore	S	4	65	16.3	35	0
10/01	at N.Y. Jets	S	2	18	9.0	10	0
10/08	at Pittsburgh	S	2	49	24.5	31	0
10/15	L.A. Rams	S	5	83	16.6	21	0
10/22	at Indianapolis	S	4	72	18.0	45	0
11/05	Cincinnati	S	8	75	9.4	19	1
11/12	L.A. Chargers	S	6	55	9.2	19	1
11/19	at Cleveland	S	5	45	9.0	16	0
11/26	at Arizona	S	1	13	13.0	13	0
12/03	Indianapolis	S	7	86	12.3	22	1
12/10	Seattle	S	5	65	13.0	18	0
12/17	Houston	S	-	-	-	-	-
12/24	at San Francisco			Inactive			
12/31	at Tennessee			Inactive			
2017 Totals		**14/14**	**56**	**702**	**12.5**	**45**	**3**
01/07	Buffalo	S	-	-	-	-	-
01/14	at Pittsburgh	S	3	28	9.3	13	0
01/21	at New England	S	4	41	10.3	18	0
2017 Postseason		**3/3**	**7**	**69**	**9.9**	**18**	**0**

2018 Season: Injured Reserve

2019	*OPPONENT*	*P/S*	*NO*	*YDS*	*AVG*	*LG*	*TD*
09/08	Kansas City	p	-	-	-	-	-
09/15	at Houston			Inactive			
09/19	Tennessee	p	-	-	-	-	-
09/29	at Denver	S	1	5	5.0	5	0
10/06	at Carolina	p	1	5	5.0	5	0
10/13	New Orleans	p	-	-	-	-	-
10/20	at Cincinnati			Inactive			
10/27	N.Y. Jets	p	1	8	8.0	8	0
11/03	Houston			Placed on Injured Reserve (10/29)			
2019 Totals		**6/1**	**3**	**18**	**6.0**	**8**	**0**

CASSH **MALUIA**

46 | LINEBACKER

HT: 6-0 | **WT:** 248 | **Born:** 10/3/1998 | **Exp. (NFL/Patriots):** Rookie
GP/GS (Playoffs): 0/0 (0/0) | **Acq:** D6c-20 (204th)
College: Wyoming | **Hometown:** Compton, Calif.

PRONOUNCED CASH mall-uh-WEE-uh

CAREER TRANSACTIONS

Cassh Maluia was signed by the New England Patriots to the 53-man roster from the practice squad on Sept. 8, 2020 ... Originally drafted by New England in the sixth round (204th overall) of the 2020 NFL Draft ... Released by New England (9/5/20) ... Signed by New England to the practice squad (9/6/20).

SEASONAL REVIEWS

2020 (0/0)

- Was inactive for the season-opener vs. Miami (9/13).

COLLEGE

- Started 38-of-50 career games as a Cowboy, beginning with starting his first two games in the 2016 Mountain West Championship Game and the 2016 Poinsettia Bowl as a true freshman.
- Was a starter in three bowl games in 2016, '17 and '19.
- Was a 2019 Honorable Mention All-Mountain West Conference honoree.
- Played in 13 games as a senior and totaled 61 tackles a half-sack, two interceptions and one pass defensed. Earned Honorable Mention All-Mountain West Conference honors.
- Led a Wyoming defense that ranked No. 11 in the NCAA in scoring defense, allowing only 17.8 points per game and ranked No. 11 in the country in rushing defense, allowing opponents only 107.1 yards rushing per game and No. 6 in red-zone defense (68.9 percent).
- Appeared in and started 11 games as a junior and posted 47 tackles, one interception and four passes defensed.
- Played 13 games and registered a career-high 74 tackles, one sack, one forced fumble, three fumble recoveries, one interception and four passes defensed.
- Appeared in 13 games as a true freshman and made 16 tackles and forced one fumble.

EXTRA POINTS

- The Patriots used a third sixth-round draft pick on LB Cassh Maluia out of Wyoming He is the third player from Wyoming to be drafted by the Patriots and the first by the Patriots under Bill Belichick. The other Wyoming players to be drafted by the Patriots were DB Dennis Devlin in the 10th round in 1969 and TE James Williams in the 10th round in 1983.

CASSH MALUIA **STATISTICS**

POS: LB HT: 6-0 WT: 248 LBS YEAR: ROOKIE ACQ: FA-20 COLLEGE: WYOMING BORN: 10/3/98

REGULAR SEASON DEFENSIVE STATISTICS

			TACKLES					*INTERCEPTIONS*						*MISCELLANEOUS*				
Year	*Team*	*G/S*	*TT*	*UT*	*A*	*S*	*YDS*	*NO*	*YDS*	*AVG*	*LG*	*TD*	*PD*	*FF*	*FR*	*YDS*	*TD*	*SPT*
2020	Patriots	1/0	1	0	1	0.0	0.0	0	0	0.0	0	0	0	0	0	0	0	0
Totals – 1 Year		**1/0**	**1**	**0**	**1**	**0.0**	**0.0**	**0**	**0**	**0.0**	**0**	**0**	**0**	**0**	**0**	**0**	**0**	**0**

SHAQ MASON

69 | OFFENSIVE LINE

HT: 6-1 | **WT:** 310 | **Born:** 8/28/1993 | **Exp. (NFL/Patriots):** 6/6
GP/GS (Playoffs): 76/71 (12/12) | **Acq:** D4c-15 (131st)
College: Georgia Tech | **Hometown:** Columbia, Tenn.

SUPER BOWLS: 16, 18

CAREER TRANSACTIONS

Shaq Mason was drafted by the New England Patriots in the fourth round (131st overall) of the 2015 NFL Draft.

CAREER HIGHLIGHTS

- Started at right guard in three consecutive Super Bowl games, earning victories in Super Bowl LI vs. Atlanta and LIII vs. the Los Angeles Rams.
- Selected to the New England Patriots 2010s All-Decade Team at guard.
- Key contributor for an offense that finished in the top-10 in total offense during each of his first four seasons (2015-sixth; 2016-fourth; 2017-first; 2018-fifth).

SEASONAL REVIEWS

2020 (1/1)

- Started at right guard as part of an offensive line that helped pave the way for 217 yards rushing in the season-opening win vs. Miami (9/13).

2019 (15/15, 1/1)

- Started at right guard for 15 regular-season games and the AFC Wild Card Playoff vs. Tennessee (1/4).
- Was inactive due to injury in the win vs. Cleveland (10/27).

2018 (14/14, 3/3)

- Started at right guard in all 14 games he appeared in, missing two games due to injury.
- Started at right guard in all three postseason contests, including the Super Bowl LIII victory vs. the Los Angeles Rams (2/3).

2017 (16/16, 3/3)

- Started at right guard in all 16 regular-season games as part of an offense that led the NFL in total offense and passing yards and finished second in scoring.
- Started at right guard in all three postseason contests, including Super Bowl LII vs. Philadelphia (2/4).

2016 (16/15, 3/3)

- Played in all 16 regular-season games, starting the final 15 at right guard.
- Started all three postseason contests at right guard.
- Rotated in at right guard with Ted Karras in the win at Arizona (9/11).
- Made his first NFL regular-season start at right guard and rotated back in with Ted Karras in the win vs. Miami (9/18).

2015 (14/10, 2/2)

- Played in 14 regular-season games with 10 starts at left guard. Also saw limited action at fullback in short-yardage situations.
- Rotated in at left guard with Josh Kline in games where he did not start.
- Started both playoff contests at right guard after Tre' Jackson was placed on injured reserve.
- Was inactive due to injury vs. N.Y. Jets (10/25) and vs. Miami (10/29)
- Made his first career start at left guard in the win at Buffalo (9/20).
- Started at left guard and took snaps at fullback in goal-line situations in the win vs. Washington (11/8). Despite injuries and changes to the rotation, the Patriots rushed for 161 yards and did not allow a sack in the game.
- Made his postseason debut starting at right guard in the playoff victory vs. Kansas City (1/16).
- Started at right guard, playing every offensive snap, in the AFC Championship at Denver (1/24).

EXTRA POINTS

- Shaq's full name is Shaquille Olajuwon Mason, given to him by his mother as an ode to former NBA greats Shaquille O'Neal and Hakeem Olajuwon.

VIDEO FEATURE

- Get to know more about Shaq in this episode of "Tilted."

COLLEGE

- Earned numerous accolades in his college career, including 2014 First Team All-America honors by *USA Today*. Was also named to the 2014 All-ACC Team by ESPN, the 2013 All-ACC First Team by Sporting News and won ACC Offensive lineman of the Week on four separate occasions.

PERSONAL

- Full name is Shaquille Olajuwon Mason, but goes by "Shaq."
- Mother is Alicia McGuire and has one sibling, Dee James.
- Helped Columbia Central to a runner-up finish in Tennessee 5A playoffs in 2009 and state championship in 2010.
- Named all-state and all-district in 2009 and 2010 and was selected to play in the Tennessee East-West All-Star Game.
- Majored in business administration at Georgia Tech.

DEVIN McCOURTY

32 | DEFENSIVE BACK

HT: 5-10 | **WT:** 195 | **Born:** 8/13/1987 | **Exp. (NFL/Patriots):** 11/11
GP/GS (Playoffs): 156/156 (23/23) | **Acq:** D1-10 (27th)
College: Rutgers | **Hometown:** Nyack, N.Y.

PRO BOWLS: 10, 14, 16, 17 **SUPER BOWLS:** 14, 16, 18

CAREER TRANSACTIONS

Devin McCourty was re-signed by the New England Patriots as an unrestricted free agent on March 10, 2015 ... Originally drafted by New England in the first round (27th overall) of the 2010 NFL Draft.

CAREER HIGHLIGHTS

- Has been named a defensive captain 10 times (2011-20).
- Selected to the New England Patriots 2010s All-Decade Team at safety.
- Selected to his first Pro Bowl in his first season, becoming the fourth Patriots player to be selected as a rookie (Mike Haynes, 1976; John Stephens, 1988; Curtis Martin, 1995).
- Also earned Pro Bowl honors in 2014, 2016 and 2017.
- Earned Associated Press All-Pro Second Team honors at safety in 2013 and 2016 and Second Team All-Pro honors as a rookie in 2010 when he played cornerback, joining Pro Football Hall of Famers Rod Woodson and Ronnie Lott as the only NFL players to earn All-Pro honors at both safety and cornerback.
- His seven interceptions in 2010 are the second-most by a Patriots rookie in franchise history and tied for second in the NFL in 2010.
- Has started every NFL game that he has played in, regular season and playoffs.
- Began his pro career at cornerback (2010-11) before playing corner and safety in 2012 and making the full transition to safety in 2013.
- Became one of just seven players in NFL history to start in at least five Super Bowls, joining Tom Brady (9), Patrick Chung (5), Matt Light (5), Charles Haley (5), Cornelius Bennett (5) and John Elway (5).

SEASONAL REVIEWS

2020 (0/0)

- Elected defensive co-captain by his teammates for the 10th straight year.
- Started at safety and made five tackles in the season-opening win vs. Miami (9/13).

2019 (16/16, 1/1)

- Named a co-captain for the ninth straight year.
- Named September's AFC Defensive Player of the Month after intercepting a pass in each of the first four games of the season. The achievement tied a team record for most consecutive games with at least one interception. Mike Haynes set the original mark with a pick in four straight games in 1976.
- Started all 16 regular-season games at safety and tallied 58 tackles, five interceptions, seven passes defensed, two forced fumbles and one fumble recovery as part of a defense that finished No. 1 in the NFL in total defense

EXTRA POINTS

- After being selected by the Patriots in the first round of the 2010 NFL Draft, CB Devin McCourty became part of a select group in league history. McCourty's identical twin brother, Jason, joined the Patriots in 2018 for his 10th NFL season. The two became the 12th set of twins to play in the NFL. In Week 1 of 2018, they became the first set of twins to play together on the same team since 1926 when Gene and Tom Golsen suited up together for the Louisville Colonels. Shaquill and Shaquem Griffin of Seattle also accomplished the unique occurrence in Week 1 of 2018.
- Devin and Jason were cornerbacks in the Rutgers secondary from 2005-08. Devin redshirted for the 2005 season and was a year behind his brother in eligibility. Devin became the second twin to suit up for the Patriots, after CB Kato Serwanga was a member of the team from 1998-2000. His twin brother, Jason, played for San Francisco and Minnesota from 1999-2001. According to McCourty's mother, the two can only be told apart by tiny scars on their faces left by chickenpox. For their wives, the twins' season together has been a dream come true.
- In 2013, Devin and Jason, partnered with Embrace Kids Foundation and launched "Tackle Sickle Cell," a campaign that aims to educate the public, increase blood donations and raise money and awareness for the fight against sickle cell disease.
- During the 2016 offseason, Devin and Jason were enshrined in the Rutgers University Hall of Distinguished Alumni. During the 2019 offseason, Devin and Jason were invited back to deliver the commencement address to the Rutgers University graduating class.

VIDEO FEATURE

- Take a trip back home to New Jersey with Devin and Jason and see why their "Tackle Sickle Cell" campaign is so personal to them in this feature video.
- In the 2019 off-season, Devin and Jason returned to Rutgers University to deliver a commencement speech and were surprised with honorary degrees.
- When Devin's twin brother, Jason, joined the Patriots in the 2018 off-season, it also reunited their wives, Michelle and Melissa McCourty. Get to know "The Tale of Two McCourtys" in this feature.

ROOKIE LEADER

Devin McCourty tied for second in the NFL and led all rookies with seven interceptions in 2010. The seven interceptions by a Patriots rookie are second to the eight recorded by Mike Haynes in 1976.

MOST INTERCEPTIONS BY A PATRIOTS ROOKIE

Player	*Interceptions*	*Year*
Mike Haynes	8	1976
Devin McCourty	**7**	**2010**

2010 NFL INTERCEPTION LEADERS

Player (Team)	*Interceptions*
Ed Reed (Baltimore)	8
Devin McCourty (New England)	**7**
Troy Polamalu (Pittsburgh)	7
Asante Samuel (Philadelphia)	7

(275.9 yards per game) and scoring (14.1 points allowed per game).

- Started at safety in the AFC Wild Card Playoff vs. Tennessee (1/4) and posted six tackles.
- Started and finished with six total tackles, two passes defensed and added a fourth-quarter interception in the end zone of QB Ben Roethlisberger in the season-opening victory vs. Pittsburgh (9/8).
- Started at safety and was a key contributor on defense, making two tackles while adding a pass defensed and an interception in the victory at Miami (9/15).
- Started and made an interception that was returned for 24 yards while also adding a pass defensed in the win vs. N.Y. Jets (9/22). It was his third straight game with an interception and the second time in his career he has accomplished the feat after going three straight games with a pick as a rookie in 2010.
- Tied a franchise record with an interception in his fourth consecutive game to go along with five tackles and a pass defensed in the win at Buffalo (9/29). His first-quarter interception of QB Josh Allen led to the Patriots lone offensive touchdown drive of the game and made him the first player in the NFL since 2003 to record an interception in each of his team's first four games of the season.
- Started and recorded his fifth interception of the season, also finished with three tackles and one pass defensed in the win at N.Y. Jets (10/21). His fifth interception of the year marked the third time he's recorded five-plus interceptions in a season during his career (2010, 2012). His 26 career interceptions are eight-most in franchise history.
- Started at safety and made one tackle along with recovering a fumble forced by Jonathan Jones in the win vs. Cleveland (10/27).
- Made a season-high seven tackles in the loss at Baltimore (11/3).
- Made his 150th career start, recording four tackles and forcing a fumble in the win vs. Dallas (11/24).
- Made a game-high seven tackles in the loss vs. Kansas City (12/8). Forced a fumble that was recovered by CB Stephon Gilmore and led to a Patriots field goal.

HONORS & AWARDS

2019: Team Captain, AFC Defensive Player of the Month (September)

2018: Team Captain

2017: NFL Pro Bowl, Team Captain

2016: Associated Press All-Pro: Second Team, PFWA All-AFC Team, Pro Bowl, Team Captain

2015: Team Captain

2014: Team Captain, NFL Pro Bowl, Pro Football Writer's Association All-AFC Team

2013: Team Captain, Associated Press All-Pro: Second Team

2012: Team Captain, AFC Special Teams Player of the Week (Wk. 7)

2011: Team Captain

2010: Pro Bowl, Associated Press All-Pro: Second Team, Peter King's SI.com All-Pro, Pro Football Weekly/PFWA All Rookie Team, The Sporting News All-Pro Team

2018 (16/16, 3/3)

- Named a co-captain for the eighth straight year.
- Started all 16 regular-season games and finished with 77 tackles, four passes defensed, an 84-yard interception return for a touchdown, a forced fumble and two fumble recoveries. Also added five special teams tackles.
- Started all three postseason contests and totaled 12 tackles with two passes defensed.
- Made the start at safety and helped lead a secondary that held QB Ryan Tannehill to just 100 yards passing, while also adding three tackles in the win vs. Miami (9/30).
- Started and finished with a team-high 14 tackles, while also recovering a fumble he forced himself by stripping RB Jordan Wilkins of the ball in the third quarter of the victory vs. Indianapolis (10/4).
- Started at safety and made two tackles while also adding a game-changing, 84-yard interception return for a touchdown that helped seal a victory for the Patriots in the matchup at Buffalo (10/29). McCourty leapt in front of a late fourth quarter pass by QB Derek Anderson with the Patriots holding an 18-6 lead, which effectively sealed the victory by giving the Patriots a three-score lead with less than six minutes remaining in the game.
- Started and finished with a game-high seven tackles and as part of a secondary that limited the Vikings passing attack to just 201 yards in the win vs. Minnesota (12/2). Also added a special teams tackle.
- Started and made two tackles, a pass defensed and recovered a fumble before exiting the game in the third quarter due to injury in the win vs. N.Y. Jets (12/30). McCourty's second quarter fumble recovery led to a New England touchdown drive that opened up a three-score lead and put the game out of reach.
- Started and finished with a team-high seven tackles while also adding two passes defensed in the AFC Divisional Playoff victory vs. L.A. Chargers (1/13).
- Made the start at safety and finished with two total tackles in the Super Bowl LIII victory vs. the Los Angeles Rams (2/3).

SUPER BOWL STARTER

With his start at safety in Super Bowl LIII vs. the Los Angeles Rams, Devin McCourty joined six other players in NFL history to start at least five Super Bowls.

MOST STARTS IN A SUPER BOWL

Player	*SB Starts*
Tom Brady	9
Patrick Chung	5
Devin McCourty	**5**
Matt Light	5
Cornelius Bennett	5
John Elway	5
Charles Haley	5

2017 (16/16, 3/3)

- Named a co-captain for the seventh-straight year.
- Earned his fourth career Pro Bowl invitation.
- Started all 16 regular-season games and tied a career-high with 94 tackles, notched one sack and one interception, defensed five passes and recovered one fumble. Also had three special teams tackles and returned two kickoffs for 15 yards.
- Started all three postseason contests and posted 17 tackles and two passes defensed.
- Started at safety and led the team with 10 tackles and added a fumble recovery on the opening drive of the season-opener vs. Kansas City (9/7).
- Started at safety and totaled 10 tackles in the victory while playing every defensive snap of the win vs. Houston (9/24).
- Made the start at safety and led the team with a season-high 11 tackles in the victory at Tampa Bay (10/5).
- Totaled five tackles while also adding a pass defensed and an interception of QB Josh McCown in the victory at N.Y. Jets (10/15).
- Started and tied for the team lead with seven tackles, while also adding an 11-yard sack of QB Jay Cutler at Miami (12/11).
- Started at safety and finished with seven tackles and added two passes defensed in Super Bowl LII vs. Philadelphia (2/4).

2016 (16/16, 3/3)

- Named a co-captain for the sixth straight year.
- Selected to his third career Pro Bowl and earned Associated Press All Pro: Second Team honors for the third time in his career.
- Started all 16 regular-season games and totaled 78 tackles, one interception, seven passes defensed, one forced fumble, one fumble recovery and five special teams tackles. Also returned two kickoffs for 9 yards.
- Started all three playoff games and posted 14 tackles, one interception and one pass defensed.
- Led the team with nine tackles and one special teams tackle after making the start at safety in the season-opening win at Arizona (9/11).
- Recorded his first interception of the season and added a pass defensed as well as four total tackles in the win vs. Baltimore (12/12).
- Recovered a fumble by wide receiver Jordan Norwood with 23 seconds remaining to secure the win at Denver (12/18). Finished the game with five tackles and one pass defensed.
- Combined for a team-leading seven tackles and forced a key fourth-quarter fumble of RB Damien Williams at the New England 9-yard line that was recovered by LB Shea McClellin and returned 69 yards to help put the game away in the victory at Miami (1/1).
- Picked off a Houston pass in the third quarter of the Divisional Round victory vs. Houston (1/14) to mark his second postseason interception. Added five total tackles and one pass defensed.

2015 (14/14, 2/2)

- Named a co-captain for the fifth straight year.
- Started all 14 regular-season games he played and amassed 63 tackles, one sack, one interception, five passes defensed and two special teams tackles.
- Started both postseason contests and posted seven tackles and two passes defensed.
- Was inactive vs. Tennessee (12/20) and at N.Y. Jets (12/27) due to injury.
- Made his first interception of the season when he picked off Blake Bortles in the second quarter of the win vs. Jacksonville (9/27) and returned it for 27 yards.
- Started at safety, playing every defensive snap, and recorded a season-high nine tackles in the win at Indianapolis (10/18).
- Recorded three tackles on defense and one on special teams in the win vs. Miami (10/29). Also sacked Ryan Tannehill for a 13-yard loss, the second sack of his career and first since his rookie season.

2014 (16/16, 3/3)

- Named a co-captain for the fourth straight year.

ELITE ALL-PRO COMPANY

Devin McCourty earned Associated Press All-Pro Second Team honors at safety for his performance in 2013 and 2016. He also earned Second Team All-Pro Honors as a rookie in 2010 when he played cornerback. McCourty joins Pro Football Hall of Famers Rod Woodson and Ronnie Lott as the only NFL players to earn All-Pro honors at both safety and cornerback.

RECORD RETURNING

Devin McCourty had a 104-yard kickoff return for a touchdown in the first quarter vs. the Jets (10/21/12), the second longest kickoff return in team history. Ellis Hobbs has the longest in team history with a 108-yard return for a touchdown at the New York Jets on Sept. 9, 2007. He was named AFC Special Teams Player of the Week for his performance.

LONGEST KICKOFF RETURN IN PATRIOTS HISTORY

Ellis Hobbs	108TD at N.Y. Jets (9/9/07)
Devin McCourty	**104TD vs. N.Y. Jets (10/21/12)**

- Earned his second career Pro Bowl invitation and was named to the Pro Football Writer's Association All-AFC Team.
- Started all 16 regular-season games at safety and registered 72 tackles, two interceptions, six passes defensed, one forced fumble, two fumble recoveries and two special teams tackles.
- Started all three postseason contests and posted nine tackles, one interception, three passes defensed and one special teams tackle.
- Returned a first-quarter interception 60 yards to the Vikings 1-yard line to set up a Patriots touchdown in the win at Minnesota (9/14). It is the longest interception return of his career; the previous long was a 50-yard return as a rookie in 2010 at Detroit (11/25) on Thanksgiving Day.
- Intercepted Andrew Luck at the Patriots 22-yard line and returned it 10 yards in the win at Indianapolis (11/16). Also posted three tackles.
- Started at safety and tallied a season-high nine tackles at Green Bay (11/30).
- Registered three tackles, two passes defensed, one special teams stop and his first career postseason interception in the AFC Divisional win vs. Baltimore (1/10).
- Started at safety and played 52 of 53 defensive snaps in the Super Bowl XLIX win vs. Seattle (2/1), finishing the game with five tackles.

2013 (15/15, 2/2)

- Named a co-captain for the third straight year.
- Earned Associated Press All-Pro Second Team honors for the second time.
- Started 15 regular-season games and registered 75 tackles, one interception, nine passes defensed, two forced fumbles, one fumble recovery and two special teams tackles. Also returned seven kickoffs for 132 yards.
- Started both playoff contests and compiled nine tackles and one special teams tackle.
- Was inactive for the regular-season finale vs. Buffalo (12/29) due to injury.
- Made three tackles, defensed a pass and returned a first-quarter fumble, the first fumble recovery of his career, 44 yards that led to a Patriots field goal vs. N.Y. Jets (9/12).
- Registered a season-high 12 tackles at Atlanta (9/29), the fifth double-digit tackle effort of his career. Also forced a fumble that went out of bounds.
- Made double-digit tackles (11) for the second straight game at Cincinnati (10/6) and forced a fumble. Also stepped in on kickoffs for an injured Leon Washington, returning three kicks for 74 yards.
- Compiled five tackles vs. Miami (10/27) and initiated a fourth-quarter interception by tipping an errant Ryan Tannehill pass along the sideline to Marquice Cole, who hauled in the interception.
- Tallied five tackles and a first-quarter interception vs. Pittsburgh (11/3) that set up a Patriots touchdown on the ensuing play.
- Started at safety at Baltimore (12/22) and left in the third quarter with a head injury and did not return. Made three tackles and defensed two passes before leaving the game.
- Led the defense with nine tackles in the AFC Championship Game at Denver (1/19).

2012 (16/16, 2/2)

- Elected a defensive co-captain by his teammates for the second consecutive season. Played both cornerback and safety and was utilized as a kick returner.
- Started all 16 regular-season games and accumulated 89 tackles, five interceptions, 13 passes defensed and two forced fumbles - one on defense, one on special teams. Also returned 27 kickoffs for 654 yards and his first career touchdown - a 104-yard return vs. N.Y. Jets (10/21).
- Started both playoff games and compiled 15 tackles and one special teams tackle.
- Began the season as the starter for the first six games at left cornerback, and moved to a starter at safety for the next eight games with the injuries to Patrick Chung and the acquisition of Aqib Talib. Moved back to start at left cornerback for the final two regular-season contests due to injuries in the secondary.
- Three of his five interceptions came in the Patriots end zone to stop a driving opponent: vs. Buffalo (11/11), vs. Houston (12/10) and vs. San Francisco (12/16).
- Started at cornerback, was second on the team with seven tackles and led the team with two passes defensed in the season-opening win at Tennessee (9/9).
- Led the defense with four passes defensed at Baltimore. (9/23). Also made seven tackles.
- Started and made six tackles and intercepted two passes in the win at Buffalo (9/30). McCourty returned the second pick 34 yards, deep into Bills territory and the offense converted the turnover into a touchdown. It was the second two-interception game of his career.
- Returned a first quarter kickoff 104 yards for a touchdown, marking the second-longest kickoff return in Patriots history, a key play in the Patriots overtime win vs. N.Y. Jets (10/21). Forced to start at safety due to injuries in the secondary and made three tackles.
- Started his third straight game at safety and registered a season-high nine tackles, intercepted a Bills pass to seal the win on the final drive and forced a fumble on the goal line vs. Buffalo (11/11).
- Compiled a season-high tying nine tackles on defense and forced a fumble on special teams that was returned by Julian Edelman for a touchdown in the win at N.Y. Jets (11/22).
- Had a key interception in the win over Houston (12/10) in the Patriots end zone in the first quarter that led to a Patriots touchdown.
- Picked off a pass in the end zone for the second straight week vs. San Francisco (12/16) to accompany his four tackles.
- Shifted to left cornerback due to injuries in the secondary for the win at Jacksonville (12/23) and made five tackles.

2011 (14/14, 3/3)

- Started all 14 of the games he played, missing two due to injury. Finished the season with 94 tackles, two interceptions, 13 passes defensed and five special teams tackles.

- Saw limited action at safety.
- Started all three playoff games and made 19 tackles.
- Recorded his first interception of the season at the Patriots 2-yard line on a deep Matt Moore pass. Added nine tackles and a career-high four passes defensed vs. Miami (12/24).
- Started Super Bowl XLVI vs. N.Y. Giants (2/5) and made seven tackles.

2010 (16/16, 1/1)

- Selected to his first Pro Bowl, becoming the fourth Patriots player to be selected as a rookie (Mike Haynes, 1976; John Stephens, 1988; Curtis Martin, 1995).
- Named to the Associated Press All-Pro Second Team.
- Started all 16 regular-season games and the playoff game vs. N.Y. Jets (1/16).
- Finished his rookie season with 83 tackles, one sack, 17 passes defensed (tied for seventh in the league), two forced fumbles and a team-high seven interceptions - the second-most by a Patriots rookie behind Mike Haynes (eight in 1976). The seven interceptions tied for second in the NFL.
- Played in and started his first NFL game in the season opener vs. Cincinnati (9/12), recording six tackles and a pass defensed.
- Registered his first NFL interception at San Diego (10/24) on a Philip Rivers pass in the second quarter.
- Made a game-changing interception vs. Minnesota (10/31) off a Brett Favre pass intended for Percy Harvin at the Patriots 26-yard line and returned it 37 yards. He also broke up a potential 59-yard touchdown pass from Favre to Harvin as well as a goal-line pass to Greg Lewis in the fourth quarter in a 28-18 win.
- Intercepted a Peyton Manning pass vs. Indianapolis (11/21) in the third quarter at the Patriots 39-yard line and batted down another Manning pass in the first quarter in a 31-28 win.
- Recorded two interceptions on Thanksgiving at Detroit (11/25), picking off a Shaun Hill pass in the third quarter and returning it 23 yards to the Detroit 26-yard line, resulting in a Patriots touchdown four plays later. Also intercepted Hill in the fourth quarter, returning it 50 yards to the Detroit 12-yard line, setting up another Patriots touchdown.
- Registered an interception for the third consecutive game vs. N.Y. Jets (12/6) after picking off Mark Sanchez at the New England 6-yard line in the third quarter.
- Forced a Johnny Knox fumble at Chicago (12/12) in the second quarter that Gary Guyton recovered and returned 35 yards for a touchdown in a 36-7 win.
- Recorded his first career sack vs. Green Bay (12/19), bringing down Matt Flynn for a 4-yard loss on first down in the fourth quarter, starting off a defensive series in which the Patriots forced a key three-and-out while trailing 27-24 in a 31-27 win. Finished with two passes defensed and 11 tackles, including a stop of John Kuhn for no gain on second-and-goal from the 1-yard line in the fourth quarter, helping to force a Packers field goal.
- Forced a Ryan Fitzpatrick fumble on a 14-yard scramble that was recovered by Eric Moore at the New England 37-yard line at Buffalo (12/26).
- Intercepted a Chad Henne pass vs. Miami (1/2) on the fifth play of the game at the Patriots 47-yard line.

COLLEGE

- Started 39-of-52 games at cornerback at Rutgers, recording 238 tackles (149 solos) with a 4-yard sack, 14 stops for minus-34 yards, two pressures, two forced fumbles and five fumble recoveries.
- Deflected 27 passes and intercepted six more for 105 yards in returns (17.5 avg.) and two touchdowns. Also blocked seven kicks (six punts, one field goal) for 102 yards in returns, as six blocks led to Rutgers scoring drives.
- His 49 tackles on special teams were the most by a Big East player during the span of the 2006-09 seasons.
- His two interception returns for touchdowns are tied for seventh on the conference season-record list.
- His 98-yard kickoff return vs. UConn in 2009 tied Hall Conors (vs. Maryland in 1998) for the third-longest kickoff return in school history.
- Academic All-Big East Conference in 2006 and 2007.
- Earned The NFL Draft Report All-American and All-Big East Conference first-team honors, becoming the first conference player to earn that honor at two different positions in the same year (cornerback and special teams) as a senior.
- First-team All-Big East Conference selection by the NFL Draft Report as a junior.

PERSONAL

- Attended Saint Joseph's (Montvale, New Jersey) High School, where he and Jason were inducted into the school's hall of fame in the 2015 offseason.
- His twin brother, Jason, was a teammate and fellow cornerback at Saint Joseph's High School and Rutgers. He was selected in the sixth round of the 2009 NFL Draft by the Tennessee Titans.
- Was an all-league first-team defensive back in his final two seasons as he played alongside his twin brother.
- After his senior campaign, he was one of nine Rutgers recruits to play in the 2005 New York/New Jersey Governor's Bowl at Rutgers Stadium.
- Also lettered in basketball, starting at point guard for a team that compiled a 26-2 record during his senior season.
- Devin and wife, Michelle, have a daughter, Londyn and a son, Brayden.
- Majored in sociology at Rutgers.

DEVIN McCOURTY **STATISTICS**

POS: DB HT: 5-10 WT: 195 YEAR: 11TH ACQ: D1-10 (27TH) COLLEGE: RUTGERS BORN: 8/13/87

REGULAR SEASON DEFENSIVE STATISTICS

			TACKLES					INTERCEPTIONS					MISCELLANEOUS						KICK RETURNS				
Year	Team	G/S	TT	UT	A	S	YDS	NO	YDS	AVG	LG	TD	PD	FF	FR	YDS	TD	SPT	NO	YDS	AVG	LG	TD
2010	Patriots	16/16	83	71	12	1.0	4.0	7	110	15.7	50	0	17	2	0	0	0	12	0	0	0.0	0	0
2011	Patriots	14/14	94	71	23	0.0	0.0	2	38	19.0	38	0	13	0	0	0	0	5	1	24	24.0	24	0
2012	Patriots	16/16	89	63	26	0.0	0.0	5	53	10.6	34	0	13	2	0	0	0	3	27	654	24.2	104t	1
2013	Patriots	15/15	75	59	16	0.0	0.0	1	0	0.0	0	0	9	2	1	44	0	2	7	132	18.9	27	0
2014	Patriots	16/16	72	54	18	0.0	0.0	2	70	35.0	60	0	6	1	0	0	0	2	1	27	27.0	27	0
2015	Patriots	14/14	63	50	13	1.0	13.0	1	27	27	0	0	6	0	0	0	0	2	2	0	0.0	0	0
2016	Patriots	16/16	78	64	14	0.0	0.0	1	0	0.0	0	0	7	1	1	0	0	5	2	9	4.5	0	0
2017	Patriots	16/16	94	77	17	1.0	11.0	1	0	0.0	0	0	5	0	1	0	0	3	2	15	7.5	12	0
2018	Patriots	16/16	77	55	22	0.0	0.0	1	84	84.0	84t	1	4	1	2	0	0	5	0	0	0.0	0	0
2019	Patriots	16/16	58	46	12	0.0	0.0	5	49	9.8	24	0	7	2	1	0	0	0	0	0	0.0	0	0
2020	Patriots	1/1	5	3	2	0.0	0.0	0	0	0.0	0	0	0	0	0	0	0	0	0	0	0.0	0	0
Totals – 11 Years		**156/156**	**788**	**613**	**175**	**3.0**	**28.0**	**26**	**431**	**16.6**	**84t**	**1**	**87**	**11**	**6**	**44**	**0**	**39**	**42**	**861**	**20.5**	**104t**	**1**

Additional Statistics: 1 Special Teams Forced Fumble at N.Y. Jets (11/22/12).

POSTSEASON DEFENSIVE STATISTICS

			TACKLES					INTERCEPTIONS					MISCELLANEOUS						KICK RETURNS				
Year	Team	G/S	TT	UT	A	S	YDS	NO	YDS	AVG	LG	TD	PD	FF	FR	YDS	TD	SPT	NO	YDS	AVG	LG	TD
2010	Patriots	1/1	2	2	0	0.0	0.0	0	0	0.0	0	0	0	0	0	0	0	1	0	0	0.0	0	0
2011	Patriots	3/3	19	14	5	0.0	0.0	0	0	0.0	0	0	0	0	0	0	0	0	0	0	0.0	0	0
2012	Patriots	2/2	15	10	5	0.0	0.0	0	0	0.0	0	0	0	0	0	0	0	1	6	121	20.2	29	0
2013	Patriots	2/2	9	9	0	0.0	0.0	0	0	0.0	0	0	0	0	0	0	0	1	0	0	0.0	0	0
2014	Patriots	3/3	9	7	2	0.0	0.0	1	0	0.0	0	0	3	0	0	0	0	1	0	0	0.0	0	0
2015	Patriots	2/2	7	5	2	0.0	0.0	0	0	0.0	0	0	2	0	0	0	0	0	0	0	0.0	0	0
2016	Patriots	3/3	14	8	6	0.0	0.0	1	4	4.0	4	0	1	0	0	0	0	0	0	0	0.0	0	0
2017	Patriots	3/3	17	15	2	0.0	0.0	0	0	0.0	0	0	2	0	0	0	0	0	0	0	0.0	0	0
2018	Patriots	3/3	12	9	3	0.0	0.0	0	0	0.0	0	0	2	0	0	0	0	0	0	0	0.0	0	0
2019	Patriots	1/1	6	5	1	0.0	0.0	0	0	0.0	0	0	0	0	0	0	0	0	0	0	0.0	0	0
Totals – 10 Years		**23/23**	**110**	**84**	**26**	**0.0**	**0.0**	**2**	**4**	**2.0**	**4**	**0**	**10**	**0**	**0**	**0**	**0**	**4**	**6**	**121**	**20.2**	**29**	**0**

D. McCOURTY'S CAREER **GAME-BY-GAME**

2010	OPPONENT	P/S	TT	UT	A	S	YDS	INT	YDS	PD	FF	FR	SPT
09/12	Cincinnati	S	6	6	0	-	-	-	-	1	-	-	1
09/19 at	N.Y. Jets	S	3	1	2	-	-	-	-	-	-	-	1
09/26	Buffalo	S	5	5	0	-	-	-	-	-	-	-	-
10/04 at	Miami	S	7	4	3	-	-	-	-	1	-	-	1
10/17	Baltimore	S	5	4	1	-	-	-	-	1	-	-	-
10/24 at	San Diego	S	3	3	0	-	-	1	0	1	-	-	-
10/31	Minnesota	S	5	5	0	-	-	1	37	3	-	-	1
11/07 at	Cleveland	S	7	6	1	-	-	-	-	-	-	-	-
11/14 at	Pittsburgh	S	10	9	1	-	-	-	-	1	-	-	2
11/21	Indianapolis	S	5	5	0	-	-	1	0	2	-	-	-
11/25 at	Detroit	S	4	3	1	-	-	2	73	2	-	-	4
12/06	N.Y. Jets	S	2	2	0	-	-	1	0	1	-	-	1
12/12 at	Chicago	S	4	4	0	-	-	-	-	1	1	-	-
12/19	Green Bay	S	11	9	2	1.0	4.0	-	-	1	-	-	-
12/26 at	Buffalo	S	5	4	1	-	-	-	-	-	1	-	-
01/02	Miami	S	1	1	0	-	-	1	0	2	-	-	1
2010 Totals		**16/16**	**83**	**71**	**12**	**1.0**	**4.0**	**7**	**110**	**17**	**2**	**0**	**12**
01/16	N.Y. Jets	S	2	2	0	-	-	-	-	-	-	-	1
2010 Postseason		**1/1**	**2**	**2**	**0**	**0.0**	**0.0**	**0**	**0**	**0**	**0**	**0**	**1**

2011	OPPONENT	P/S	TT	UT	A	S	YDS	INT	YDS	PD	FF	FR	SPT
09/12 at	Miami	S	11	10	1	-	-	-	-	2	-	-	1
09/18	N.Y. Jets	S	2	2	0	-	-	-	-	-	-	-	-
09/25 at	Buffalo	S	8	8	0	-	-	-	-	1	-	-	-
10/02 at	Oakland	S	9	7	2	-	-	-	-	-	-	-	-
10/09	N.Y. Jets	S	5	1	4	-	-	-	-	-	-	-	1
10/16	Dallas	S	6	4	2	-	-	-	-	-	-	-	-
10/30 at	Pittsburgh	S	11	7	4	-	-	-	-	-	-	-	-
11/06	N.Y. Giants	S	6	4	2	-	-	-	-	-	-	-	-
11/13 at	N.Y. Jets	S	3	3	0	-	-	-	-	-	-	-	1
11/21	Kansas City					Inactive							
11/27 at	Philadelphia					Inactive							
12/04	Indianapolis	S	4	4	0	-	-	-	-	-	-	-	-
12/11 at	Washington	S	9	7	2	-	-	-	-	3	-	-	1
12/18 at	Denver	S	4	4	0	-	-	-	-	1	-	-	1
12/24	Miami	S	9	5	4	-	-	1	0	5	-	-	-
01/01	Buffalo	S	7	5	2	-	-	1	38	1	-	-	-
2011 Totals		**14/14**	**94**	**71**	**23**	**0**	**0**	**2**	**38**	**13**	**0**	**0**	**5**
01/14	Denver	S	7	5	2	-	-	-	-	-	-	-	-
01/22	Baltimore	S	5	3	2	-	-	-	-	-	-	-	-
02/05	N.Y. Giants	S	7	6	1	-	-	-	-	-	-	-	-
2011 Postseason		**3/3**	**19**	**14**	**5**	**0.0**	**0.0**	**0**	**0**	**0**	**0**	**0**	**0**

2012	OPPONENT	P/S	TT	UT	A	S	YDS	INT	YDS	PD	FF	FR	SPT
09/09 at	Tennessee	S	7	5	2	-	-	-	-	2	-	-	-
09/16	Arizona	S	4	2	2	-	-	-	-	-	-	-	-
09/23 at	Baltimore	S	7	7	0	-	-	-	-	4	-	-	1
09/30 at	Buffalo	S	6	6	0	-	-	2	34	2	-	-	-
10/07	Denver	S	4	4	0	-	-	-	-	-	-	-	-
10/14 at	Seattle	S	5	5	0	-	-	-	-	1	-	-	-
10/21	N.Y. Jets	S	3	3	0	-	-	-	-	-	-	-	-
10/28 at	St. Louis	S	3	2	1	-	-	-	-	-	-	-	-
11/11	Buffalo	S	9	3	6	-	-	1	0	1	1	-	-
11/18	Indianapolis	S	8	5	3	-	-	-	-	1	-	-	-
11/22 at	N.Y. Jets	S	9	5	4	-	-	-	-	-	1	-	1
12/02 at	Miami	S	6	2	4	-	-	-	-	-	-	-	-
12/10	Houston	S	5	5	0	-	-	1	19	1	-	-	-
12/16	San Francisco	S	4	2	2	-	-	1	0	1	-	-	1
12/23 at	Jacksonville	S	5	3	2	-	-	-	-	-	-	-	-
12/30	Miami	S	4	4	0	-	-	-	-	-	-	-	-
2012 Totals		**16/16**	**89**	**63**	**26**	**0.0**	**0.0**	**5**	**53**	**13**	**2**	**0**	**3**
01/13	Houston	S	7	6	1	-	-	-	-	-	-	-	1
01/20	Baltimore	S	8	4	4	-	-	-	-	-	-	-	-
2012 Postseason		**2/2**	**15**	**10**	**5**	**0.0**	**0.0**	**0**	**0**	**0**	**0**	**0**	**1**

2013	OPPONENT	P/S	TT	UT	A	S	YDS	INT	YDS	PD	FF	FR	SPT
09/08 at	Buffalo	S	3	2	1	-	-	-	-	-	-	-	-
09/12	N.Y. Jets	S	3	2	1	-	-	-	-	2	-	1	-
09/22	Tampa Bay	S	2	1	1	-	-	-	-	1	-	-	-
09/29 at	Atlanta	S	12	10	2	-	-	-	-	-	1	-	-
10/06 at	Cincinnati	S	11	9	2	-	-	-	-	-	1	-	-
10/13	New Orleans	S	4	3	1	-	-	-	-	-	-	-	-
10/20 at	N.Y. Jets	S	7	5	2	-	-	-	-	2	-	-	-
10/27	Miami	S	5	4	1	-	-	-	-	1	-	-	1
11/03	Pittsburgh	S	5	5	0	-	-	1	0	1	-	-	1
11/18 at	Carolina	S	2	2	0	-	-	-	-	-	-	-	-
11/24	Denver	S	3	2	1	-	-	-	-	-	-	-	-
12/01 at	Houston	S	5	5	0	-	-	-	-	-	-	-	-
12/08	Cleveland	S	4	2	2	-	-	-	-	-	-	-	-
12/15 at	Miami	S	6	5	1	-	-	-	-	-	-	-	-
12/22 at	Baltimore	S	3	2	1	-	-	-	-	2	-	-	-
12/29	Buffalo			Inactive									
2013 Totals		**15/15**	**75**	**59**	**16**	**0.0**	**0.0**	**1**	**0**	**9**	**2**	**1**	**2**

2014	OPPONENT	P/S	TT	UT	A	S	YDS	INT	YDS	PD	FF	FR	SPT
09/07 at	Miami	S	7	4	3	-	-	-	-	-	-	-	1
09/14 at	Minnesota	S	1	0	1	-	-	1	60	1	-	-	-
09/21	Oakland	S	3	3	0	-	-	-	-	-	-	-	-
09/29 at	Kansas City	S	5	4	1	-	-	-	-	1	-	-	-
10/05	Cincinnati	S	1	0	1	-	-	-	-	1	-	-	1
10/12 at	Buffalo	S	6	5	1	-	-	-	-	-	1	-	-
10/16	N.Y. Jets	S	3	3	0	-	-	-	-	-	-	-	-
10/26	Chicago	S	3	2	1	-	-	-	-	-	-	-	-
11/02	Denver	S	3	2	1	-	-	-	-	-	-	-	-
11/16 at	Indianapolis	S	3	3	0	-	-	1	10	1	-	-	-
11/23	Detroit	S	7	6	1	-	-	-	-	-	-	-	-
11/30 at	Green Bay	S	9	8	1	-	-	-	-	-	-	-	-
12/07 at	San Diego	S	4	4	0	-	-	-	-	1	-	-	-
12/14	Miami	S	5	3	2	-	-	-	-	1	-	-	-
12/21 at	N.Y. Jets	S	8	5	3	-	-	-	-	-	-	-	-
12/28	Buffalo	S	4	2	2	-	-	-	-	-	-	-	-
2014 Totals		**16/16**	**72**	**54**	**18**	**0.0**	**0.0**	**2**	**70**	**6**	**1**	**0**	**2**
01/10	Baltimore	S	3	2	1	-	-	1	0	2	-	-	1
01/18	Indianapolis	S	1	1	0	-	-	-	-	1	-	-	-
02/01	Seattle	S	5	4	1	-	-	-	-	-	-	-	-
2014 Postseason		**3/3**	**9**	**7**	**2**	**0.0**	**0.0**	**1**	**0**	**3**	**0**	**0**	**1**

2015	OPPONENT	P/S	TT	UT	A	S	YDS	INT	YDS	PD	FF	FR	SPT
09/10	Pittsburgh	S	5	3	2	-	-	-	-	-	-	-	-
09/20 at	Buffalo	S	6	5	1	-	-	-	-	-	-	-	1
09/27	Jacksonville	S	1	1	0	-	-	1	27	1	-	-	-
10/11 at	Dallas	S	8	7	1	-	-	-	-	1	-	-	-
10/18 at	Indianapolis	S	9	7	2	-	-	-	-	-	-	-	-
10/25	N.Y. Jets	S	4	2	2	-	-	-	-	-	-	-	-
10/29	Miami	S	3	3	0	1.0	13.0	-	-	-	-	-	1
11/08	Washington	S	4	3	1	-	-	-	-	-	-	-	-
11/15 at	N.Y. Giants	S	3	3	0	-	-	-	-	-	-	-	-
11/23	Buffalo	S	1	1	0	-	-	-	-	1	-	-	-
11/29 at	Denver	S	4	4	0	-	-	-	-	2	-	-	-
12/06	Philadelphia	S	7	3	4	-	-	-	-	-	-	-	-
12/13 at	Houston	S	1	1	0	-	-	-	-	-	-	-	-
12/20	Tennessee					Inactive							
12/27 at	N.Y. Jets					Inactive							
01/03 at	Miami	S	7	7	0	-	-	-	-	-	-	-	-
2015 Totals		**14/14**	**63**	**50**	**13**	**1.0**	**13.0**	**1**	**27**	**5**	**0**	**0**	**0**
01/16	Kansas City	S	5	3	2	-	-	-	-	1	-	-	-
01/24 at	Denver	S	2	2	0	-	-	-	-	1	-	-	-
2015 Postseason		**2/2**	**7**	**5**	**2**	**0.0**	**0.0**	**0**	**0**	**2**	**0**	**0**	**0**

D. McCOURTY'S CAREER **GAME-BY-GAME** (CONT.)

2016	OPPONENT	P/S	TT	UT	A	S	YDS	INT	YDS	PD	FF	FR	SPT
09/11 at	Arizona	S	9	8	1	-	-	-	-	-	-	-	1
09/18	Miami	S	1	1	0	-	-	-	-	1	-	-	-
09/22	Houston	S	4	3	1	-	-	-	-	-	-	-	-
10/02	Buffalo	S	7	7	0	-	-	-	-	-	-	-	-
10/09 at	Cleveland	S	5	5	0	-	-	-	-	-	-	-	-
10/16	Cincinnati	S	7	6	1	-	-	-	-	1	-	-	-
10/23 at	Pittsburgh	S	4	3	1	-	-	-	-	-	-	-	-
10/30 at	Buffalo	S	4	4	0	-	-	-	-	1	-	-	1
11/13	Seattle	S	6	3	3	-	-	-	-	-	-	-	1
11/20 at	San Francisco	S	6	5	1	-	-	-	-	-	-	-	-
11/27 at	N.Y. Jets	S	3	3	0	-	-	-	-	-	-	-	-
12/04	Los Angeles	S	0	0	0	-	-	-	-	2	-	-	-
12/12	Baltimore	S	4	3	1	-	-	1	0	1	-	-	-
12/18 at	Denver	S	5	4	1	-	-	-	-	1	-	1	-
12/24	N.Y. Jets	S	6	3	3	-	-	-	-	-	-	-	-
01/01 at	Miami	S	7	6	1	-	-	-	-	-	1	-	-
2016 Totals		**16/16**	**78**	**64**	**14**	**0.0**	**0.0**	**1**	**0**	**7**	**1**	**1**	**3**
01/14	Houston	S	5	1	4	-	-	1	4	1	-	-	-
01/22	Pittsburgh	S	4	3	1	-	-	-	-	-	-	-	-
02/05	Atlanta	S	5	4	1	-	-	-	-	-	-	-	-
2016 Postseason		**3/3**	**14**	**8**	**6**	**0.0**	**0.0**	**1**	**4**	**1**	**0**	**0**	**0**

2017	OPPONENT	P/S	TT	UT	A	S	YDS	INT	YDS	PD	FF	FR	SPT
09/07	Kansas City	S	10	9	1	-	-	-	-	2	-	1	-
09/17 at	New Orleans	S	5	4	1	-	-	-	-	1	-	-	1
09/24	Houston	S	10	9	1	-	-	-	-	-	-	-	-
10/01	Carolina	S	5	3	2	-	-	-	-	-	-	-	-
10/05 at	Tampa Bay	S	11	11	0	-	-	-	-	-	-	-	-
10/15 at	N.Y. Jets	S	5	4	1	-	-	1	0	1	-	-	-
10/22	Atlanta	S	6	5	1	-	-	-	-	-	-	-	-
10/29	L.A. Chargers	S	5	4	1	-	-	-	-	-	-	-	-
11/12 at	Denver	S	4	4	0	-	-	-	-	-	-	-	-
11/19 at	Oakland	S	0	0	0	-	-	-	-	-	-	-	-
11/26	Miami	S	3	0	3	-	-	-	-	-	-	-	1
12/03 at	Buffalo	S	5	3	2	-	-	-	-	1	-	-	-
12/11 at	Miami	S	7	7	0	1.0	11.0	-	-	-	-	-	-
12/17 at	Pittsburgh	S	5	3	2	-	-	-	-	-	-	-	-
12/24	Buffalo	S	6	5	1	-	-	-	-	-	-	-	-
12/31	N.Y. Jets	S	7	6	1	-	-	-	-	-	-	-	1
2017 Totals		**16/16**	**94**	**77**	**17**	**1.0**	**11.0**	**1**	**0**	**5**	**0**	**1**	**3**
01/13	Tennessee	S	4	3	1	-	-	-	-	-	-	-	-
01/21	Jacksonville	S	6	6	0	-	-	-	-	-	-	-	-
02/04	Philadelphia	S	7	6	1	-	-	-	-	2	-	-	-
2017 Postseason		**3/3**	**17**	**15**	**2**	**0.0**	**0.0**	**0**	**0**	**2**	**0**	**0**	**0**

2018	OPPONENT	P/S	TT	UT	A	S	YDS	INT	YDS	PD	FF	FR	SPT
09/09	Houston	S	6	2	4	-	-	-	-	-	-	-	1
09/16 at	Jacksonville	S	4	4	0	-	-	-	-	-	-	-	-
09/23 at	Detroit	S	5	4	1	-	-	-	-	-	-	-	-
09/30	Miami	S	3	0	3	-	-	-	-	-	-	-	-
10/04	Indianapolis	S	14	11	3	-	-	-	-	1	1	1	-
10/14	Kansas City	S	3	3	0	-	-	-	-	-	-	-	1
10/21 at	Chicago	S	4	4	0	-	-	-	-	-	-	-	-
10/29 at	Buffalo	S	2	2	0	-	-	1	84t	1	-	-	1
11/04	Green Bay	S	4	2	2	-	-	-	-	1	-	-	-
11/11 at	Tennessee	S	4	4	0	-	-	-	-	-	-	-	1
11/25 at	N.Y. Jets	S	5	4	1	-	-	-	-	-	-	-	-
12/02	Minnesota	S	7	5	2	-	-	-	-	-	-	-	1
12/09 at	Miami	S	7	5	2	-	-	-	-	-	-	-	-
12/16 at	Pittsburgh	S	5	3	2	-	-	-	-	-	-	-	-
12/23	Buffalo	S	2	2	0	-	-	-	-	-	-	-	-
12/30	N.Y. Jets	S	2	0	2	-	-	-	-	1	-	1	-
2018 Totals		**16/16**	**77**	**55**	**22**	**-**	**-**	**1**	**84**	**4**	**1**	**2**	**5**
01/13	L.A. Chargers	S	7	5	2	-	-	-	-	2	-	-	-
01/20 at	Kansas City	S	3	3	0	-	-	-	-	-	-	-	-
02/03 at	L.A. Rams	S	2	1	1	-	-	-	-	-	-	-	-
2018 Postseason		**3/3**	**12**	**9**	**3**	**-**	**-**	**0**	**0**	**2**	**0**	**0**	**0**

2019	OPPONENT	P/S	TT	UT	A	S	YDS	INT	YDS	PD	FF	FR	SPT
09/08	Pittsburgh	S	6	5	1	-	-	1	0	2	-	-	-
09/15 at	Miami	S	2	1	1	-	-	1	0	1	-	-	-
09/22	N.Y. Jets	S	0	0	0	-	-	1	24	1	-	-	-
09/29 at	Buffalo	S	5	5	0	-	-	1	19	1	-	-	-
10/06 at	Washington	S	1	0	1	-	-	-	-	-	-	-	-
10/10	N.Y. Giants	S	3	3	0	-	-	-	-	-	-	-	-
10/21 at	N.Y. Jets	S	3	1	2	-	-	1	6	1	-	-	-
10/27	Cleveland	S	1	1	0	-	-	-	-	-	-	1	-
11/03 at	Baltimore	S	7	6	1	-	-	-	-	-	-	-	-
11/17 at	Philadelphia	S	4	4	0	-	-	-	-	1	-	-	-
11/24	Dallas	S	4	2	2	-	-	-	-	-	1	-	-
12/01 at	Houston	S	2	2	0	-	-	-	-	-	-	-	-
12/08	Kansas City	S	7	7	0	-	-	-	-	-	1	-	-
12/15 at	Cincinnati	S	3	1	2	-	-	-	-	-	-	-	-
12/21	Buffalo	S	6	5	1	-	-	-	-	-	-	-	-
12/29	Miami	S	4	3	1	-	-	-	-	-	-	-	-
2019 Totals		**16/16**	**58**	**46**	**12**	**0.0**	**0.0**	**5**	**49**	**7**	**2**	**1**	**0**
01/04	Tennessee	S	6	5	1	-	-	-	-	-	-	-	-
2019 Postseason		**1/1**	**6**	**5**	**1**	**0.0**	**0.0**	**0**	**0**	**0**	**0**	**0**	**0**

JASON McCOURTY

30 | CORNERBACK

HT: 5-11 | **WT:** 195 | **Born:** 8/13/1987 | **Exp. (NFL/Patriots):** 12/3
GP/GS (Playoffs): 151/127 (3/3) | **Acq:** TR (CLE)-18
College: Rutgers | **Hometown:** Nyack, N.Y.

SUPER BOWLS: 18

CAREER TRANSACTIONS

Jason McCourty was re-signed by the New England Patriots as an unrestricted free agent on March 14, 2019 … Originally drafted by Tennessee in the sixth round (203rd overall) of the 2009 NFL Draft … Released by Tennessee (4/13/17) … Signed by Cleveland as a free agent (5/17/17) … Acquired by New England from Cleveland along with a 2018 seventh-round selection (219th overall) in a trade in exchange for a 2018 sixth-round draft selection (3/15/18).

SEASONAL REVIEWS

2020 (0/0)

- Elected defensive co-captain by his Patriots teammates for the first time.
- Started at cornerback in the season-opener vs. Miami (9/13) and made one tackle.

2019 (12/10, 0/0)

- Appeared in 12 regular-season games with 10 starts at cornerback and totaled 39 tackles, one interception, six passes defensed and one special teams tackle as part of a defense that finished No. 1 in the NFL in total defense (275.9 yards per game) and scoring (14.1 points allowed per game).
- Was inactive due to injury for four regular-season games and the AFC Wild Card Playoff vs. Tennessee (1/4).
- Started at cornerback and finished with a team-high seven tackles and three passes defensed in the season-opening victory vs. Pittsburgh (9/8).
- Started at cornerback and finished with four tackles as part of a defensive unit that surrendered just 184 yards total in the victory at Miami (9/15).
- Contributed defensively with seven tackles and a pass defensed, while also adding his first interception of the season that was returned 16 yards in the victory at Washington (10/6).

2018 (16/12, 3/3)

- Started at cornerback in 12-of-16 regular-season games, finishing with 68 total tackles, one interception, 10 passes defensed and a forced fumble as part of a defense that finished No. 1 in the NFL in total defense (275.9 yards per game) and scoring (14.1 points allowed per game). Also added one special teams tackle.
- Started all three postseason contests in his postseason debut, totaling 10 tackles and four passes defensed. Broke up a would-be touchdown reception by WR Brandin Cooks in the Super Bowl LIII victory vs. the Los Angeles Rams (2/3) as part of a defensive unit that held the Los Angeles offense to just three total points after they entered the game averaging 32.9 points per game.
- Made his Patriots debut and saw limited snaps on defense, while adding a pass defensed on QB Deshaun Watson's Hail Mary attempt to close out the season-opening victory vs. Houston (9/9). Also contributed on special teams with one special teams tackle. Along with twin brother, Devin, became just the third set of twins in NFL history to play together on the same field when they lined up next to each other during the Patriots opening kickoff.
- Saw his first extensive time of the season at cornerback where he finished with five tackles, while also adding a special teams tackle at Jacksonville (9/16).

EXTRA POINTS

- Jason joined the Patriots in the 2018 offseason, and in Week 1 along with twin brother, Devin, became just the third set of twins in NFL history to play together on the same field. Gene and Tom Golsen played together for the 1926 Louisville Colonels. Shaquill and Shaquem Griffin of Seattle also accomplished the unique occurrence in Week 1 of 2018. For their wives, the twins' season together has been a dream come true.
- In 2013, Jason and Devin partnered with Embrace Kids Foundation and launched "Tackle Sickle Cell," a campaign that aims to educate the public, increase blood donations and raise money and awareness for the fight against sickle cell disease.
- In 2014, Jason was voted Tennessee's Walter Payton Man of the Year, an award that recognizes an NFL player for his excellence on and off the field.
- During the 2016 offseason, Jason and Devin were enshrined in the Rutgers University Hall of Distinguished Alumni. During the 2019 offseason, Devin and Jason were invited back to their alma mater to deliver the commencement address to the Rutgers University graduating class.

VIDEO FEATURE

- Take a trip back home to New Jersey with Devin and Jason and see why their "Tackle Sickle Cell" campaign is so personal to them in this feature video.
- In the 2019 off-season, Devin and Jason returned to Rutgers University to deliver a commencement speech and were surprised with honorary degrees.
- When Devin's twin brother, Jason, joined the Patriots in the 2018 off-season, it also reunited their wives, Michelle and Melissa McCourty. Get to know "The Tale of Two McCourtys" in this feature.

- Made the start at cornerback in place of an injured Eric Rowe and finished with six tackles at Detroit (9/23).
- Started at cornerback and finished with three tackles as part of a secondary that limited QB Ryan Tannehill to just 100 yards passing in the victory vs. Miami (9/30).
- Started at cornerback and helped hold the Vikings passing attack to just 201 yards, finishing with six total tackles in the victory vs. Minnesota (12/2).
- Led the team with a team-high nine tackles in a starting role at Pittsburgh (12/16).
- Contributed in a reserve role on defense but was a major contributor, making three tackles, two passes defensed and two key turnovers in the win vs. Buffalo (12/23). Jason forced a fumble on a completed pass to TE Jason Croom deep in New England territory that was recovered by DL Malcom Brown in the third quarter and added a fourth-quarter interception of QB Josh Allen.
- Started in his postseason debut and finished with five tackles and a pass defensed in the AFC Divisional Playoff victory vs. L.A. Chargers (1/13).
- Started at corner and made five total tackles as well as two pass breakups in the Super Bowl LIII victory vs. the Los Angeles Rams (2/3). Had a third quarter pass breakup of a would-be touchdown for WR Brandin Cooks that kept the Rams out of the end zone, forcing them to settle for a field goal that tied the game.

2017 (14/14 – CLEVELAND)

- Started all 14 games he appeared in and totaled 65 tackles and three interceptions - one of which was returned for a touchdown. Also defensed 14 passes and forced two fumbles.
- Was inactive due to injury vs. Tennessee (10/22) and at Minnesota (10/29).
- Posted four tackles and intercepted his first pass of the season at Baltimore (9/17).
- Posted five tackles and had an interception vs. N.Y. Jets (10/8).
- Had an interception for the second straight game and third of the season and returned the pick 56 yards for a touchdown at Houston (10/15) in the fourth quarter. Also made one tackle.
- Registered a season high 10 tackles vs. Green Bay (12/10).

2016 (14/14 – TENNESSEE)

- Started all 14 games he appeared in and registered 67 tackles, two interceptions, 12 passes defensed and one fumble recovery. Also posted two special teams tackles.
- Recorded interceptions in back-to-back weeks at Houston (10/2) and at Miami (10/9).
- Led the team with 11 tackles and defensed two passes vs. Jacksonville (10/27).

2015 (4/4 – TENNESSEE)

- Voted team captain for the third time.
- Was inactive for the first three games of the season and for Week 9 due to injury. Started the next four games and posted 15 tackles and one pass defensed before being placed on injured reserve on Nov. 15.

2014 (16/16 – TENNESSEE)

- Started all 16 games at cornerback and led the team with three interceptions and 13 passes defensed. Recorded 85 tackles, two forced fumbles and returned a fumble recovery for a touchdown.
- Tied a career-high with two interceptions and collected three tackles at Kansas City (9/7).
- Tied for the team lead with 11 tackles vs. Jacksonville (10/12). Added a forced fumble and one pass defensed.
- Notched seven tackles at Houston (11/30) and forced a fumble when he stripped Texans WR Andre Johnson of the ball and returned it 62 yards for a touchdown.
- Tied for the team lead with 10 tackles vs. N.Y. Giants (12/7).

2013 (16/16 – TENNESSEE)

- Voted team captain for the second time in his career.
- Started all 16 games at cornerback and tallied 85 tackles, three interceptions, 11 passes defensed, one forced fumble and a returned fumble recovery for a touchdown.
- Posted a season-high nine tackles at Seattle (10/13) and returned a fumble 77 yards for a touchdown on a Seahawks field goal attempt at the end of the first half. Also forced one fumble.

2012 (16/16 – TENNESSEE)

- Voted team captain for the first time in his career.
- Started all 16 games at cornerback and tallied 92 tackles, a career high four interceptions, 15 passes defensed, one forced fumble and one fumble recovery. Also returned one kickoff for 14 yards.
- Tied a season high with nine tackles at Minnesota (10/7).
- Totaled five tackles, one interception, two passes defensed and set up Tennessee's first score by recovering a blocked punt at the Steelers 1-yard line.
- Led the team with nine tackles, forced a fumble, recovered a fumble and defensed one pass at Miami (11/11).
- Tied a career high with two interceptions while posting five tackles and two passes defensed vs. N.Y. Jets (12/17).
- Tallied nine tackles at Green Bay (12/23).

2011 (15/15 – TENNESSEE)

- Started all 15 games he played in and totaled a career high 103 tackles, his first career sack, two interceptions, 13 passes defensed, one forced fumble and one fumble recovery. Also recovered a blocked punt in the end zone for his first career touchdown.
- Was inactive vs. New Orleans (12/11) due to injury.
- Posted five tackles, his first career sack, one forced fumble and one pass defensed in the season-opener at Jacksonville (9/11).
- Recorded a single game career-high 14 tackles at Pittsburgh (10/9). Also defensed one pass.
- Tallied seven tackles, one pass defensed and recovered a blocked punt and in the end zone for his first career touchdown vs. Indianapolis (10/30).
- Made eight tackles and a recorded a team-high three

passes defensed at Houston (1/1).

2010 (12/6 – TENNESSEE)

- Played in 12 games with six starts and recorded 44 tackles, two interceptions and 10 passes defensed. Also made three special teams tackles.
- Was inactive due to injury vs. Denver (10/3), at Dallas (10/10), at Jacksonville (10/18) and vs. Philadelphia (10/24).
- Posted a season-high eight tackles in the season opener vs. Oakland (9/12). Also defensed one pass.
- Recorded four tackles and his first career interception at N.Y. Giants (9/26).
- Tallied two tackles and an interception in his second straight game at San Diego (10/31).

2009 (15/3 – TENNESSEE)

- Played in 15 games with three starts as a rookie and tallied 22 tackles on defense and forced a fumble while registering eight tackles on special teams. Also returned three kickoffs for 72 yards (24.0 avg.)
- Was inactive vs. Buffalo (11/15).
- Made his first career start and made four tackles at Jacksonville (10/4).
- Started at cornerback and recorded a season-high eight tackles vs. Indianapolis (10/11).

COLLEGE

- Appeared in 43 games with 33 starts at Rutgers, totaling 150 tackles, two interceptions, 20 passes defensed, two fumble recoveries and a 25.8-yard average on 17 kickoff returns.
- Named team captain as a senior in 2008 and started all 13 games at cornerback. Tallied 52 tackles, six passes defensed, one fumble recovery and a team-high two interceptions. Averaged 26.2 yards per kickoff return, good for second-best in Big East play.
- As a junior in 2007, totaled 44 tackles, including three for loss and recorded a team-best 12 passes defensed in his second full-season as a starter.
- Earned a starting spot at cornerback as a sophomore in 2006 and appeared in 12 games. Finished with 45 tackles, including four for loss, two passes defensed and a fumble recovery.
- Played in nine games as a true freshman in 2005, primarily on special teams.

PERSONAL

- McCourty and his wife, Melissa, have two daughters, Liana and Kai, and a son, Kaiden.
- Attended St. Joseph's (Montvale, New Jersey) High School, where he earned all-state honors from the Associated Press and *Newark Star-Ledger* as a senior and was also named all-league. Also named to MSG High School Heisman Team. Helped the New York team to victory in the 2005 Governor's Bowl.
- Majored in information technology at Rutgers.

JASON McCOURTY **STATISTICS**

POS: CB HT: 5-11 WT: 195 LBS YEAR: 12TH ACQ: TR (CLE-18) COLLEGE: RUTGERS BORN: 8/13/87

REGULAR SEASON DEFENSIVE STATISTICS

				TACKLES					*INTERCEPTIONS*					*MISCELLANEOUS*				
Year	*Team*	*G/S*	*TT*	*UT*	*A*	*S*	*YDS*	*NO*	*YDS*	*AVG*	*LG*	*TD*	*PD*	*FF*	*FR*	*YDS*	*TD*	*SPT*
2009	Titans	15/3	22	18	4	0.0	0.0	0	0	0.0	0	0	0	1	0	0	0	8
2010	Titans	12/6	44	34	10	0.0	0.0	2	11	5.5	11	0	10	0	0	0	0	3
2011	Titans	15/15	103	83	20	1.0	10.0	2	52	26.0	30	0	13	1	1	0	0	0
2012	Titans	16/16	92	73	19	0.0	0.0	4	29	7.3	28	0	15	1	1	0	0	0
2013	Titans	16/16	65	54	11	0.0	0.0	0	0	0.0	0	0	11	1	1	77t	1	0
2014	Titans	16/16	85	77	8	0.0	0.0	3	0	0.0	0	0	11	2	1	62t	1	0
2015	Titans	4/4	15	10	5	0.0	0.0	0	0	0.0	0	0	1	0	0	0	0	0
2016	Titans	14/14	67	59	8	0.0	0.0	2	7	3.5	6	0	12	0	1	0	0	2
2017	Browns	14/14	65	54	11	0.0	0.0	3	59	19.7	56t	1	14	2	0	0	0	0
2018	Patriots	16/12	68	53	15	0.0	0.0	1	0	0.0	0	0	10	1	0	0	0	2
2019	Patriots	12/10	39	31	8	0.0	0.0	1	16	16.0	0	0	6	0	0	0	0	1
2020	Patriots	1/1	1	1	0	0.0	0.0	0	0	0.0	0	0	0	0	0	0	0	0
Totals – 12 Years		**151/127**	**666**	**547**	**119**	**1.0**	**10.0**	**18**	**174**	**9.7**	**56t**	**1**	**103**	**9**	**5**	**139**	**2**	**16**

Additional Statistics: 4 Kickoff Returns for 86 Yards (21.5 avg.). Recovered Blocked Punt in the End Zone for TD vs. Indianapolis (10/30/11).

POSTSEASON DEFENSIVE STATISTICS

				TACKLES					*INTERCEPTIONS*					*MISCELLANEOUS*				
Year	*Team*	*G/S*	*TT*	*UT*	*A*	*S*	*YDS*	*NO*	*YDS*	*AVG*	*LG*	*TD*	*PD*	*FF*	*FR*	*YDS*	*TD*	*SPT*
2018	Patriots	3/3	10	9	1	0.0	0.0	0	0	0.0	0	0	4	0	0	0	0	0
2019	Patriots	0/0					Inactive											
Totals – 2 Years		**3/3**	**10**	**9**	**1**	**0.0**	**0.0**	**0**	**0**	**0.0**	**0**	**0**	**4**	**0**	**0**	**0**	**0**	**0**

JAKOBI MEYERS

16 | WIDE RECEIVER

HT: 6-2 | **WT:** 200 | **Born:** 11/9/1996 | **Exp. (NFL/Patriots):** 2/2
GP/GS (Playoffs): 16/1 (0/0) | **Acq:** FA-19
College: North Carolina State | **Hometown:** Lithonia, Ga.

PLAYERS

CAREER TRANSACTIONS

Jakobi Meyers was signed by the New England Patriots as a rookie free agent on May 2, 2019.

SEASONAL REVIEWS

2019 (15/1, 0/0)

- Appeared as a reserve in the season-opener vs. Miami (9/13).

2019 (15/1, 0/0)

- Played in 15 regular-season games with one start at wide receiver after making the 53-man roster as an undrafted rookie. Posted 26 receptions for 359 yards.
- Was active but did not play in the AFC Wild Card loss vs. Tennessee (1/4).
- Was inactive for the victory at Miami (9/15).
- Saw limited snaps offensively but made his first career reception in the first quarter on a 22-yard completion from QB Tom Brady in the season-opening victory vs. Pittsburgh (9/8).
- Saw an increase in playing time due to an injury to Josh Gordon and Phillip Dorsett missing the game due to injury vs. N.Y. Giants (10/10) and caught four passes for 54 yards.
- Caught all five passes he was targeted on and picked up 47 yards receiving in the win at N.Y. Jets (10/21).
- Made his first career start and saw extensive playing time due to injuries to WR Phillip Dorsett II and WR Mohamed Sanu Sr in the win vs. Dallas (11/24). Caught four passes for a career-high 74 receiving yards, including a 32-yard reception in the second quarter.
- Contributed at wide receiver and caught three passes for 46 yards in the loss at Houston (12/1).
- Made one catch for 35 yards on a pass from James White in the fourth quarter in the loss vs. Kansas City (12/8).
- Was a key contributor at wide receiver, seeing extended playing time after Julian Edelman left the game due to injury, recording three receptions for 25 yards in the win vs. Buffalo (12/21).
- Was active but did not play in the AFC Wild Card loss vs. Tennessee (1/4).

COLLEGE

- Appeared in 31 games over three seasons and finished his career with 168 receptions for 1,932 yards and nine touchdowns.
- Appeared in 12 games a redshirt junior in 2018 and hauled in 92 passes for 1,047 yards and four touchdowns.
- Played in 12 games as a redshirt sophomore in 2017 and totaled 63 receptions for 727 yards and five touchdowns.
- Converted to wide receiver as a redshirt freshman in 2016 and appeared in seven games, making 13 catches for 158 yards.
- Redshirted his freshman year in 2015 as a quarterback.

PERSONAL

- Played quarterback at Arabia Mountain High School, as well as basketball and baseball.
- From same hometown (Lithonia, Georgia) as fellow Patriots teammate Terez Hall.
- Majored in Sport Management at North Carolina State.

JAKOBI MEYERS STATISTICS

POS: WR HT: 6-2 WT: 200 LBS YEAR: 2ND ACQ: FA-19 COLLEGE: N.C. STATE BORN: 11/9/96

REGULAR SEASON OFFENSIVE STATISTICS

			RECEIVING					RUSHING				
Year	Team	G/S	NO	YDS	AVG	LG	TD	NO	YDS	AVG	LG	TD
2019	Patriots	15/1	26	359	13.8	35	0	0	0	0.0	0	0
2020	Patriots	1/0	0	0	0.0	0	0	0	0	0.0	0	0
Totals – 2 Years		**15/1**	**26**	**359**	**13.8**	**35**	**0**	**0**	**0**	**0.0**	**0**	**0**

POSTSEASON OFFENSIVE STATISTICS

			RECEIVING					RUSHING				
Year	Team	G/S	NO	YDS	AVG	LG	TD	NO	YDS	AVG	LG	TD
2019	Patriots	0/0	0	0	0.0	0	0	0	0	0.0	0	0
Totals – 1 Year		**0/0**	**0**	**0**	**0.0**	**0**	**0**	**0**	**0**	**0.0**	**0**	**0**

MEYERS' CAREER **GAME-BY-GAME**

2019		OPPONENT	P/S	NO	YDS	AVG	LG	TD
09/08		Pittsburgh	p	1	22	22.0	22	0
09/15	at	Miami			Inactive			
09/22		N.Y. Jets	p	2	38	19.0	20	0
09/29	at	Buffalo	p	0	0	0.0	0	0
10/06	at	Washington	p	1	6	6.0	6	0
10/10		N.Y. Giants	p	4	54	13.5	23	0
10/21	at	N.Y. Jets	p	5	47	9.4	23	0
10/27		Cleveland	p	1	5	5.0	5	0
11/03	at	Baltimore	p	0	0	0.0	0	0
11/17	at	Philadelphia	p	1	7	7.0	7	0
11/24		Dallas	S	4	74	18.5	32	0
12/01	at	Houston	p	3	46	15.3	21	0
12/08		Kansas City	p	1	35	35.0	35	0
12/15	at	Cincinnati	p	0	0	0.0	0	0
12/21		Buffalo	p	3	25	8.3	15	0
12/29		Miami	p	0	0	0.0	0	0
2019 Totals				**15/1**	**26**	**359**	**13.8**	**35**	**0**
01/04		Tennessee			Did Not Play			
2019 Postseason				**0/0**	**0**	**0**	**0.0**	**0**	**0**

SONY **MICHEL**

26 | RUNNING BACK

HT: 5-11 | **WT:** 215 | **Born:** 2/17/1995 | **Exp. (NFL/Patriots):** 3/3
GP/GS (Playoffs): 30/23 (4/2) | **Acq:** D1b-18 (31st)
College: Georgia | **Hometown:** Plantation, Fla.

SUPER BOWLS: 18

PRONOUNCED SO-nee mih-SHELL

CAREER TRANSACTIONS

Sony Michel was drafted by the New England Patriots in the first round (31st overall) of the 2018 NFL Draft.

SEASONAL REVIEWS

2020 (1/1)

- Started at running back in the season-opening win vs. Miami (9/13) and registered 10 rushing attempts for 37 yards and one touchdown.

2019 (16/14, 1/0)

- Played in all 16 regular-season games with 14 starts and accrued 912 yards rushing on 247 attempts (3.7 avg.) with a career-high seven touchdowns. Also caught 12 passes for 94 yards.
- Totaled 14 rushing attempts for 61 yards and caught two passes for 9 yards in the AFC Wild Card loss vs. Tennessee (1/4).
- Started and was the team's leading rusher with 21 carries for 83 yards and a 1-yard touchdown run in the victory at Miami (9/15).
- Finished with 19 carries for 91 yards and a touchdown, while also adding three receptions for 32 yards in the victory at Washington (10/6).
- Set a regular season career-high with three rushing touchdowns on 19 carries, picking up 42 rushing yards in the win at N.Y. Jets (10/21).
- Started and rushed 21 times for a season-high 96 yards with a long of 25 yards in the win vs. Buffalo (12/21).
- Started and carried 18 times for 74 yards and one touchdown in the loss vs. Miami (12/29). His touchdown run gave him seven on the season, setting a new career-high.

2018 (13/8, 3/2)

- Started eight of the 13 games he appeared in, missing three games due to injury, and finished his rookie campaign with 931 yards rushing on 209 carries with six touchdowns. Also added seven receptions for 50 yards and returned four kickoffs for 77 yards.
- Started two of three postseason contests and rushed for 336 yards on 71 carries, adding six rushing touchdowns, including the lone score on a 2-yard touchdown run late in the fourth quarter to give the Patriots the lead in the Super Bowl LIII victory vs. the Los Angeles Rams (2/3). His six postseason rushing touchdowns set an NFL record for the most rushing touchdowns by a rookie in a single postseason and is second to Terrell Davis (8) for the most rushing touchdowns overall in a single postseason.
- Eclipsed 100 yards rushing four times in the regular season:
  - Week 4 vs. Miami (112)
  - Week 6 vs. Kansas City (106)
  - Week 12 at N.Y. Jets (133)
  - Week 16 vs. Buffalo (116)
- Eclipsed 100 yards rushing twice in the postseason and finished with 94 yards in the Super Bowl LIII victory vs. the Los Angeles Rams (2/3).
  - AFC Divisional Playoff vs. L.A. Chargers (129)

EXTRA POINTS

- In 2018, Sony Michel and Isaiah Wynn became the first college teammates picked in the first round in New England's draft history. They were also the first college teammates to be picked in the first round by the same team since 2005, when CB Carlos Rodgers (9th overall) and QB Jason Campbell (25th overall) out of Auburn were drafted by Washington.
- In 2018, Sony participated in the NFL's "My Cause, My Cleats" initiative to help raise awareness for the disaster relief efforts in Haiti, where both his parents and sister were born.

RECORD-SETTING POSTSEASON

Michel set the NFL postseason record for most rushing touchdowns by a rookie in a single postseason with six, and finished second behind Terrell Davis (8) for the most rushing touchdowns in a single postseason.

MOST POSTSEASON RUSH TDS BY A ROOKIE

Player	*Team*	*Year*	*TD*
Sony Michel	**NE**	**2018**	**6**
Tony Dorsett	DAL	1977	4
William Floyd	SF	1994	4
Leonard Fournette	JAX	2017	4
Jamal Lewis	BAL	2000	4
Norm Standlee	CHI	1977	4

MOST RUSH TDS IN A SINGLE POSTSEASON

Player	*Team*	*Year*	*TD*
Terrell Davis	DEN	1997	8
Sony Michel	**NE**	**2018**	**6**
Larry Csonka	MIA	1973	6
Franco Harris	PIT	1974	6
John Riggins	WAS	1983	6
Gerald Riggs	WAS	1991	6
Emmitt Smith	DAL	1995	6
Ricky Watters	SF	1993	6

- AFC Championship at Kansas City (113)

- Made his NFL debut and rushed 10 times for 34 yards while also adding a 7-yard reception on his first offensive play in the first quarter of the game at Jacksonville (9/16).
- Started and rushed 25 times for a game-high 112 yards, including his first career touchdown on a 10-yard scamper in the fourth quarter of the victory vs. Miami (9/30). Became the first Patriots rookie to rush for 100 yards since Brandon Bolden rushed for 137 yards at Buffalo on Sept. 20, 2012.
- Rushed 24 times for 106 yards and two touchdowns, marking his first career two-touchdown performance in the victory vs. Kansas City (10/14). It was his third-straight game of 90-plus yards rushing, becoming just the fifth running back in Patriots history and first since Robert Edwards in 1998 to have three or more 90-yard games in his rookie season.
- Started and rushed 21 times for a career-high 133 yards and a touchdown, while adding two receptions for 12 yards in the victory at N.Y. Jets (11/25).
- Rushed 24 times for 129 yards with three rushing touchdowns in the AFC Divisional Playoff win vs. L.A. Chargers (1/13). Became just the second rookie running back in Patriots history to score a postseason touchdown, and also had a career-long 40-yard run in the second quarter and added one reception for nine yards.
- Started and was a key factor on offense, rushing 29 times for 113 yards with two touchdowns in the AFC Championship victory at Kansas City (1/20).
- Started and rushed 18 times for 94 yards and scored the game's lone touchdown on a 2-yard run in the fourth quarter that was ultimately the difference in the game in the Super Bowl LIII victory vs. the Los Angeles Rams (2/3).

SINGLE-GAME CAREER HIGHS

REGULAR SEASON:

Rushing Attempts:	25	vs. Miami (9/30/18)
Rushing Yards:	133	at N.Y. Jets (11/25/18)
Rushing TDs:	3	at N.Y. Jets (10/21/19)
Longest:	34t	vs. Indianapolis (10/4/18)
Receptions:	3	at Washington (10/6/19)
Receiving Yards:	32	at Washington (10/6/19)
Longest:	19	vs. N.Y. Giants (10/10/19)

COLLEGE

- Finished his career third on Georgia's all-time rushing list with 3,638 yards, having passed both Garrison Hearst and Todd Gurley.
- Ranks 16th among all-time rushers in SEC history.
- Notched eleven 100-yard games in his career.
- Finished his career with 33 rushing touchdowns.
- Named a team captain for his junior and senior seasons.
- Finished as the Bulldogs' second-leading rusher with 1,227 yards on just 156 carries as a senior in 2017.
- Named Offensive MVP of the Rose Bowl with four touchdowns, tying a Bulldog bowl record for points scored and touchdowns. On his 75-yard rushing touchdown, Michel set a new Georgia bowl record for longest rushing touchdown and eclipsed 1,000 yards on a season for the second time. Also scored the game-winning touchdown in double overtime, setting a new career-high of 181 yards on just 11 carries.
- Played in 12 games as a junior, making two starts, and finished as the team's No. 2 rusher with 840 yards on 152 carries (5.5 avg.). Was also the Bulldogs fourth-leading receiver with 20 catches and 110 yards.
- Played in 13 games with six starts and was voted team's offensive MVP as a sophomore. Ran for 1,161 rushing yards and eight touchdowns on 219 attempts; 13th time a Bulldog rushed for 1,000 yards in a season. Also tallied 26 receptions for 270 yards and three scores.
- Played in eight games as a freshman, making one start and posted 410 rushing yards and 5 touchdowns on 64 carries.

PERSONAL

- Was a 2013 American Family Insurance *USA Today* All-USA First Team and All-USA Florida Team. Also named *USA Today* Florida Football Player of the Year and a member of Florida's Class 5A All-State First Team.
- Majored in communication studies at Georgia.
- Played in the U.S. Army All-American Game.
- Rushed for 1,833 yards and 24 touchdowns as a senior in high school.

SONY MICHEL **STATISTICS**

POS: RB HT: 5-11 WT: 215 LBS YEAR: 3RD ACQ: D1b-18 (31ST) COLLEGE: GEORGIA BORN: 2/17/95

REGULAR SEASON OFFENSIVE STATISTICS

			RUSHING					*RECEIVING*				
Year	*Team*	*G/S*	*NO*	*YDS*	*AVG*	*LG*	*TD*	*NO*	*YDS*	*AVG*	*LG*	*TD*
2018	Patriots	13/8	209	931	4.5	34t	6	7	50	7.1	13	0
2019	Patriots	16/14	247	912	3.7	26	7	12	94	7.8	19	0
2020	Patriots	1/1	10	37	3.7	7	1	0	0	0.0	0	0
Totals – 3 Years		**30/23**	**466**	**1,880**	**4.0**	**34t**	**14**	**19**	**144**	**7.6**	**19**	**0**

Additional Statistics: 2018: 4 Kickoff Returns for 77 yards.

POSTSEASON OFFENSIVE STATISTICS

			RUSHING					*RECEIVING*				
Year	*Team*	*G/S*	*NO*	*YDS*	*AVG*	*LG*	*TD*	*NO*	*YDS*	*AVG*	*LG*	*TD*
2018	Patriots	3/2	71	336	4.7	40	6	1	9	9.0	9	0
2019	Patriots	1/0	14	61	4.4	25	0	2	9	4.5	7	0
Totals – 2 Years		**4/2**	**85**	**397**	**4.7**	**40**	**6**	**3**	**18**	**6.0**	**9**	**0**

MICHEL'S CAREER **GAME-BY-GAME**

				RUSHING					*RECEIVING*				
2018		*OPPONENT*	*P/S*	*NO*	*YDS*	*AVG*	*LG*	*TD*	*NO*	*YDS*	*AVG*	*LG*	*TD*
09/09		Houston		Inactive									
09/16	at	Jacksonville	p	10	34	3.4	15	0	1	7	7.0	7	0
09/23	at	Detroit	S	14	50	3.6	12	0	1	-1	-1.0	-1	0
09/30		Miami	S	25	112	4.5	23	1	-	-	-	-	-
10/04		Indianapolis	p	18	98	5.4	34t	1	1	12	12.0	12	0
10/14		Kansas City	S	24	106	4.4	15	2	-	-	-	-	-
10/21	at	Chicago	S	4	22	5.5	18	0	1	13	13.0	13	0
10/29	at	Buffalo		Inactive									
11/04		Green Bay		Inactive									
11/11	at	Tennessee	p	11	31	2.8	7	0	-	-	-	-	-
11/25	at	N.Y. Jets	S	21	133	6.3	33	1	2	12	6.0	8	0
12/02		Minnesota	S	17	63	3.7	8	0	1	7	7.0	7	0
12/09	at	Miami	S	20	57	2.9	9	0	-	-	-	-	-
12/16	at	Pittsburgh	p	13	59	4.5	13	0	-	-	-	-	-
12/23		Buffalo	p	18	116	6.4	19	1	-	-	-	-	-
12/30		N.Y. Jets	S	14	50	3.6	14	0	-	-	-	-	-
2018 Totals			**13/8**	**209**	**931**	**4.5**	**34t**	**6**	**7**	**50**	**7.1**	**13**	**0**
01/13		L.A. Chargers	p	24	129	5.4	40	3	1	9	9.0	9	0
01/20	at	Kansas City	S	29	113	3.9	11	2	-	-	-	-	-
02/03		L.A. Rams	S	18	94	5.2	26	1	-	-	-	-	-
2018 Postseason			**3/2**	**71**	**336**	**4.7**	**40**	**6**	**1**	**9**	**9.0**	**9**	**0**

				RUSHING					*RECEIVING*				
2019		*OPPONENT*	*P/S*	*NO*	*YDS*	*AVG*	*LG*	*TD*	*NO*	*YDS*	*AVG*	*LG*	*TD*
09/08		Pittsburgh	S	15	14	0.9	5	0	-	-	-	-	
09/15	at	Miami	S	21	83	4.0	12	1	-	-	-	-	
09/22		N.Y. Jets	p	9	11	1.2	5t	1	-	-	-	-	
09/29	at	Buffalo	S	17	63	3.7	15	0	-	-	-	-	
10/06	at	Washington	S	16	91	5.7	25	1	3	32	10.7	15	0
10/10		N.Y. Giants	S	22	86	3.9	26	0	2	27	13.5	19	0
10/21	at	N.Y. Jets	S	19	42	2.2	11	3	1	-8	-8.0	-8	0
10/27		Cleveland	S	21	74	3.5	16	0	-	-	-	-	
11/03	at	Baltimore	p	4	18	4.5	10	0	1	12	12.0	12	0
11/17	at	Philadelphia	S	10	33	3.3	12	0	2	11	5.5	12	0
11/24		Dallas	S	20	85	4.3	17	0	-	-	-	-	
12/01	at	Houston	S	10	45	4.5	17	0	-	-	-	-	
12/08		Kansas City	S	5	8	1.6	3	0	1	1	1.0	1	0
12/15	at	Cincinnati	S	19	89	4.7	12	0	1	14	14.0	14	0
12/21		Buffalo	S	21	96	4.6	25	0	1	5	5.0	5	0
12/29		Miami	S	18	74	4.1	9	1	-	-	-	-	
2019 Totals			**16/14**	**247**	**912**	**3.7**	**26**	**7**	**12**	**94**	**7.8**	**19**	**0**
01/04		Tennessee	p	14	61	4.4	25	0	2	9	4.5	7	0
2019 Postseason			**1/0**	**14**	**61**	**4.4**	**25**	**9**	**2**	**9**	**4.5**	**7**	**0**

CAM NEWTON

1 | QUARTERBACK

HT: 6-5 | **WT:** 245 | **Born:** 5/11/1989 | **Exp. (NFL/Patriots):** 10/1
GP/GS (Playoffs): 126/125 (7/7) | **Acq:** FA-20
College: Auburn | **Hometown:** College Park, Ga.
PRO BOWLS: 11, 13, 15

CAREER TRANSACTIONS

Cam Newton was signed by the New England Patriots as a free agent on July, 8, 2020 ... Originally drafted by Carolina in the first round (1st overall) of the 2011 NFL Draft ... Released by Carolina (3/24/20).

CAREER HIGHLIGHTS

- His 60 rushing touchdowns are the most by a quarterback since the 1970 NFL-AFL merger.
- His 60 rushing touchdowns are tied for fifth-most by any player in the NFL since he entered the league in 2011.
- Ranks third all-time in rushing yards by a quarterback in NFL history with 4,881 yards, trailing only Michael Vick (6,109) and Randall Cunningham (4,928).
- Only player in NFL history to have at least six seasons with 3,000 or more passing yards and 500 or more rushing yards at any point in a career.
- In 2018, passed Michael Vick for NFL record for most career rushing first downs (359) by a quarterback. Leads NFL in rushing first down percentage (38.4) since 2011.
- In 2015, became the first player in NFL history with at least 30 passing touchdowns (35) and 10 rushing touchdowns (10) in a single season.
- One of two quarterbacks (Michael Vick) in NFL history with three 700-yard rushing seasons in a career.
- Established a single-season NFL record for rushing touchdowns by a quarterback with 14 in 2011, moving past Steve Grogan, who had 12 rushing touchdowns in 1976.
- Holds NFL record for most career games with at least one passing touchdown and one rushing touchdown with 39 games.
- Posted three regular-season games and one postseason game with at least two rushing touchdowns and two passing touchdowns. His three regular season games rank second in NFL history.
- Thirty-five combined touchdowns (21 passing, 14 rushing) in 2011 were the most by a rookie quarterback in NFL history.
- In 2011, became the first player in NFL history to pass for 4,000 yards and rush for at least 500 yards in a single season.
- Became the first player in NFL history with 300 or more passing yards, five or more passing touchdowns and 100 or more rushing yards in a single game at N.Y. Giants (12/20/15).

SEASONAL REVIEWS

2020 (0/0)

- Elected co-captain by his Patriots teammates for the first time.

EXTRA POINTS

- Cam Newton will become the sixth Heisman Trophy winner to suit up for the Patriots in team history after winning the award in 2010 at Auburn.

PATRIOTS HEISMAN TROPHY WINNERS

RB Joe Bellino (1960 - Navy)
QB John Huarte (1964 - Notre Dame)
QB Jim Plunkett (1970 - Stanford)
QB Doug Flutie (1984 - Boston College)
QB Vinny Testaverde (1986 - Miami)

2020 (1/1)

- Started at quarterback in the season-opening with vs. Miami and finished 15-of-19 for 155 yards. Also set a single-game franchise record with 15 rushing attempts by a quarterback and his 75 rushing yards were most by a Patriots QB since 1976. Rushed for two touchdowns, the seventh time in his career he has achieved the feat and the 13th time in team history a Patriots QB has rushed for at least two touchdowns in a single game.

2019 (2/2 – CAROLINA)

- Started the first two games of the season for Carolina and completed 50-of-89 pass attempts (56.2%) for 572 yards.
- Was inactive for six contests due to injury before being placed on injured reserve on Nov. 9.
- Eclipsed 300 yards passing (333) Week 2 vs. Tampa Bay.

2018 (14/14 – CAROLINA)

- Started 14 games before missing final two games due to injury. Threw for 3,395 yards and 24 passing touchdowns for a franchise-record 67.9 completion percentage.
- Totaled 300-plus yards passing three times:
  - Week 2 at Atlanta (335)
  - Week 11 at Detroit (357)
  - Week 13 at Tampa Bay (300)
- Completed a career-high 32 passes on 45 attempts, tallying 335 passing yards, three touchdowns and one interception at Atlanta (9/16).
- Threw three fourth-quarter touchdowns to cap a franchise-best fourth quarter comeback at Philadelphia (10/21), overcoming 17-0 deficit to win 21-17. Marked his 17th career game-winning drive.

2017 (16/16, 1/1)

- Started all 16 regular-season games, completing 291-of-492 passes for 3,302 passing yards, 22 touchdowns and

SINGLE-GAME CAREER HIGHS

REGULAR SEASON:

Attempts:	52	vs. Philadelphia (10/12/17)
Completions:	32	at Atlanta (9/16/18)
Long:	91t	vs. Tampa Bay (12/24/11)
Yards:	432	vs. Green Bay (9/18/11)
Pct. (min. 20 att.):	.840	at Tennessee (11/15/15)
Touchdowns:	5	at N.Y. Giants (12/20/15)
		at New Orleans (12/6/15)
		vs. Washington (11/22/15)
Rating:	153.3	vs. Atlanta (12/13/15)
Rush Attempts:	17	at Cincinnati (10/12/14)
Rush Yards:	116	vs. Atlanta (12/9/12)
Rush TDs:	3	at Tampa Bay (12/4/11)

16 interceptions. Led the team in rushing yards with a career-high 754 yards on ground, including six touchdowns.

- Surpassed 300 yards passing twice:
  - Week 4 at New England (316)
  - Week 5 at Detroit (355)
- Scored once on the ground at New England (10/1), becoming the first quarterback in NFL history to reach 50 rushing touchdowns. Notched his first career game with 300 or more passing yards while completing at least 75 percent of his passes.
- Earned NFC Offensive Player of the Week honors after completing 21-of-35 passes for 254 yards and four touchdowns. Led the offense to a franchise-record 548 total net yards vs. Miami (11/13). Surpassed the 4,000-yard career rushing milestone after running for 95 yards and one touchdown.

2016 (15/14 – CAROLINA)

- Played in 15 games with 14 starts, missing one due to a injury. Compiled 3,509 passing yards, 19 touchdowns and 14 interceptions while completing 270-of-510 passes. Also rushed for 359 yards and five touchdowns.
- Surpassed 300 yards passing three times:
  - Week 2 vs. San Francisco (353)
  - Week 6 at New Orleans (322)
  - Week 15 at Washington (300)
- Scored his 44th career rushing touchdown at Denver (9/8), breaking tie with Steve Young (43 from 1985-99) for most rushing touchdowns in NFL history by a quarterback.
- Directed a Carolina offense that produced 529 total net yards vs. San Francisco (9/18) and scoring 46 points, the third-highest total in club history.
- Surpassed the 20,000-yard passing milestone after throwing for 261 passing yards vs. Kansas City (11/13). Became the fifth youngest quarterback to reach 20,000 passing yards (27 years, 186 days).
- Scored three total touchdowns (two passing, one rushing) at Oakland (11/27), marking 35th career game with at least one rushing touchdown and one passing touchdown, the most in NFL history.

HONORS & AWARDS

2017: NFC Player of the Week (Wk. 10)

2015: Associated Press Most Valuable Player, Associated Press Offensive Player of the Year, Associated Press First-Team All-Pro, Pro Bowl, *Sports Illustrated* Most Valuable Player, *Sporting News* Offensive Player of the Year, *Sporting News* All-Pro, PFWA Most Valuable Player, PFWA Offensive Player of the Year, PFWA All-NFL Team, PFWA All-NFC Team, NFC Offensive Player of the Week (Wk. 9, 11, 13, 15 & 17)

2013: Pro Bowl

2011: Associated Press Offensive Rookie of the Year, Pro Bowl, Pepsi NFL Rookie of the Year, *Sports Illustrated* Offensive Rookie of the Year, *Sporting News* Rookie of the Year, PFWA Rookie of the Year, PFWA All-Rookie Team, NFL 101 NFC Offensive Player of the Year, NFC Offensive Rookie of the Month (September), NFC Player of the Week (Wk. 13)

2015 (16/16, 3/3 – CAROLINA)

- Named Associated Press NFL Most Valuable Player and AP NFL Offensive Player of the Year after he completed 296-of-495 passes for 3,837 yards and a career-high 35 touchdowns with 10 interceptions. Became first player in NFL history with at least 30 passing touchdowns and 10 rushing touchdowns in a single season. Became first player in NFL history to produce five seasons with at least 3,000 passing yards and 500 rushing yards.
- Named NFC Offensive Player of the Week five times, tying Tom Brady in 2007 for most in a season in NFL history.
- Totaled 300-plus yards passing three times:
  - Week 3 vs. New Orleans (315)
  - Week 13 at New Orleans (331)
  - Week 15 at N.Y. Giants (340)
- Became the first player in NFL history with at least 300 passing yards, five passing touchdowns and 100 rushing yards in a single game at N.Y. Giants (12/20).
- Tied the franchise single-game record with five touchdown passes vs. Washington (11/22). Matched the record at New Orleans (12/16) and at N.Y. Giants (12/20).
- Became the fourth quarterback in NFL history to have multiple rushing and passing touchdowns in the same

RECORD RUSHER

Cam Newton is first in NFL history with 60 rushing touchdowns by a quarterback and third with 4,806 career rushing yards.

MOST RUSHING TDS BY A QB IN NFL HISTORY

Player	*Rushing TDs*
Cam Newton	**60**
Steve Young	43
Jack Kemp	40

MOST RUSH YARDS BY A QB IN NFL HISTORY

Player	*Rushing Yards*
Michael Vick	6,109
Randall Cunningham	4,928
Cam Newton	**4,881**

postseason game in NFC Championship vs. Arizona (1/24). Completed 19-of-28 passes for 335 yards.

2014 (14/14, 2/2 – CAROLINA)

- Started 14 games in 2014 and was inactive for two contests due to injury. Completed 262-of-448 passes for 3,127 yards and 18 touchdowns with 12 interceptions.
- Started both playoff contests and totaled 444 yards passing on 41-of-68 attempts for 444 yards with four touchdown passes and three interceptions.
- Eclipsed 300 yards passing in Week 11 at Philadelphia (306).
- Earned NFC Offensive Player of the Week at New Orleans (12/7). Accumulated 309 total net yards (226 passing, 83 rushing) and four touchdowns (three passing, one rushing) in a 41-10 win.

2013 (16/16, 1/1 – CAROLINA)

- Started all 16 regular-season games and earned his second career Pro Bowl selection in 2013. Completed 292-of-473 passes for 3,379 yards and 24 touchdowns with 13 interceptions.
- Surpassed 300 yards passing in Week 4 at Arizona (308).
- Started the NFC Divisional Playoff vs. San Fransisco (1/12) and threw for 267 yards on 16-of-25 passing for 267 yards with one touchdown pass and two interceptions. Also rushed for 54 yards on 10 attempts.

2012 (16/16 – CAROLINA)

- Started all 16 games and completed 280-of-485 passes for 3,869 yards and 19 touchdowns with 12 interceptions.
- Set a then-NFL record for the most passing yards in a player's first two seasons with 7,920, surpassing the previous mark of 7,874 by Peyton Manning from 1998-99. Accomplished record with 106 fewer pass attempts than Manning (1,002 compared to 1,108).
- Totaled 300-plus yards passing twice:
    - Week 1 at Tampa Bay (303)
    - Week 12 at Philadelphia (306)
- Led the team with 741 yards rushing and eight touchdowns. Became the first quarterback to lead a team in rushing since Donovan McNabb of the Philadelphia Eagles in 2000.
- Became the first player in NFL history with at least 250 passing yards, 100 rushing yards, a touchdown pass and a rushing touchdown in a game at Atlanta (12/19). Rushed for a career-high 116 yards and one touchdown, the first time in team history that a quarterback posted 100 yards rushing in a game. Scored on a career-long 72-yard dash.

2011 (16/16 – CAROLINA)

- Named Associated Press Offensive Rookie of the Year after starting all 16 games for Carolina and completing 310-of-517 passes for 4,051 yards and 21 touchdowns. Also rushed for 706 yards and a team-high 14 touchdown.
- Set a then-NFL rookie record for passing yards with 4,051, eclipsing the previous mark of 3,739 by Peyton Manning in 1998.
- Eclipsed 300 yards passing three times:
    - Week 1 at Arizona (422)
    - Week 2 vs. Green Bay (432)
    - Week 4 at Chicago (374)
- In his first two career games, threw for 422 yards at Arizona (9/11) and 432 yards vs. Green Bay (9/18). Became the first player in NFL history with back-to-back 400-yard passing games to begin a career and one of seven quarterbacks in NFL history to have consecutive 400-yard passing games.
- Became the first rookie in NFL history to throw for more than 400 yards in first career start with 422 yards and two touchdowns at Arizona (9/11/).
- Named NFL Offensive Rookie of the Month for September 2011 after passing for 1,012 yards – the most ever by a player in his first three games.

COLLEGE

- Finished collegiate career at Auburn after playing one season at Blinn (Texas) Junior College and spending two years at Florida.
- Directed two different schools to national championships, helping Auburn capture the 2010 BCS National Championship and Blinn Junior College claim the 2009 NJCAA National Championship.
- As a junior in 2010, won the Heisman Trophy and Davey O'Brien Award (given to the nation's top quarterback) and was named Associated Press first-team All-American and SEC Offensive Player of the Year. Passed for school record 30 touchdowns with seven interceptions Also led the Tigers with 1,473 yards rushing and a school-record 20 touchdowns on 264 carries. Became the third player in NCAA FBS history to total 20 passing and 20 rushing touchdowns in a season and first player in SEC history to accumulate 2,000 yards passing and 1,000 yards rushing in a season. Also set an SEC record with 4,327 yards of total offense.
- Named SEC Championship Game Offensive MVP, throwing for a career-high 335 yards and accounting for six touchdowns (four passing and two rushing) against South Carolina.
- As a sophomore in 2009, transferred to Blinn (Texas) Junior College from Florida and was named NJCAA honorable mention All-American.
- Redshirted by Florida in 2008 after seeing action in the season opener.
- Played in five games for Florida as a freshman in 2007.

PERSONAL

- Attended Westlake High School in Atlanta, Georgia.
- Majored in sociology at Auburn.

CAM NEWTON **STATISTICS**

POS: QB HT: 6-5 WT: 245 LBS YEAR: 10TH ACQ: FA-20 COLLEGE: AUBURN BORN: 5/11/89

REGULAR SEASON PASSING STATISTICS

Year	Team	G/S	Att	Cmp	Yds	Yds/Att	Pct	TD	TD %	Int	Int %	Lg	Sacks	Rating
2011	Panthers	16/16	517	310	4051	7.8	60.0	21	4.1	17	3.3	91t	35/260	84.5
2012	Panthers	16/16	485	280	3869	8.0	57.7	19	3.9	12	2.5	82	36/244	86.2
2013	Panthers	16/16	473	292	3379	7.1	61.7	24	5.1	13	2.7	79t	43/336	88.8
2014	Panthers	14/14	448	262	3127	7.0	58.5	18	4.0	12	2.7	51	38/300	82.1
2015	Panthers	16/16	495	296	3837	7.8	59.8	35	7.1	10	2.0	74t	33/284	99.4
2016	Panthers	15/14	510	270	3509	6.9	52.9	19	3.7	14	2.7	88t	36/277	75.8
2017	Panthers	16/16	492	291	3302	6.7	59.1	22	4.5	16	3.3	64	35/242	80.7
2018	Panthers	14/14	471	320	3395	7.2	67.9	24	5.1	13	2.8	82	29/213	94.2
2019	Panthers	2/2	89	50	572	6.4	56.2	0	0.0	1	1.1	44	6/43	71.0
2020	Patriots	1/1	19	15	155	8.2	78.9	0	0.0	0	0.0	25	2/15	100.7
Totals – 10 Years		**126/125**	**3,999**	**2,386**	**29,196**	**7.3**	**59.7**	**182**	**4.6**	**108**	**2.7**	**91t**	**293/2214**	**86.1**

Additional Statistics: 1 Reception for 27 Yards at Tampa Bay (12/4/11); 0 Receptions for 6 Yards vs. Dallas (10/21/12).

POSTSEASON PASSING STATISTICS

Year	Team	G/S	Att	Cmp	Yds	Yds/Att	Pct	TD	TD %	Int	Int %	Lg	Sacks	Rating
2013	Panthers	1/1	25	16	267	10.7	64.0	1	4.0	2	8.0	59	5/35	79.9
2014	Panthers	2/2	68	41	444	6.5	60.3	4	5.9	3	4.0	39t	3/16	80.8
2015	Panthers	3/3	91	53	761	8.4	58.2	3	3.3	2	2.2	86t	8/85	87.3
2017	Panthers	1/1	40	24	349	8.7	60.0	2	5.0	0	0.0	56t	4/43	105.1
Totals – 4 Years		**7/7**	**224**	**134**	**1,821**	**8.1**	**59.8**	**10**	**4.5**	**7**	**3.1**	**86t**	**20/179**	**87.7**

RUSHING STATISTICS

REGULAR SEASON		*RUSHING*					*FUMBLES*	
Year	Team	No	Yds	Avg	Lg	TD	No	Lost
2011	Panthers	126	706	5.6	49t	14	5	2
2012	Panthers	127	741	5.8	72t	8	10	3
2013	Panthers	111	585	5.3	56	6	3	1
2014	Panthers	103	539	5.2	22	5	9	5
2015	Panthers	132	636	4.8	47	10	5	4
2016	Panthers	90	359	4.0	28	5	3	2
2017	Panthers	139	754	5.4	69	6	9	1
2018	Panthers	101	488	4.8	29	4	6	0
2019	Panthers	5	-2	-0.4	3	0	2	2
2020	Patriots	15	75	5.0	12	2	0	0
Totals – 10 Years		**949**	**4,881**	**512**	**72t**	**60**	**52**	**20**

POSTSEASON		*RUSHING*					*FUMBLES*	
Year	Team	No	Yds	Avg	Lg	TD	No	Lost
2013	Panthers	10	54	5.4	11	0	0	0
2014	Panthers	18	72	4.0	13	0	3	2
2015	Panthers	27	95	3.5	14	2	2	2
2017	Panthers	8	37	4.6	29	0	0	0
Totals – 4 Years		**63**	**258**	**4.1**	**29**	**2**	**5**	**4**

NEWTON'S CAREER **GAME-BY-GAME**

			PASSING										RUSHING					
2011	**OPPONENT**	**P/S**	**ATT**	**CMP**	**YDS**	**PCT**	**TD**	**LG**	**INT**	**S**	**YDS**	**RATING**	**RUSH**	**YDS**	**LG**	**TD**	**W/L**	**SCORE**
09/11	at Arizona	S	37	24	422	64.9	2	77t	1	4	19	110.4	8	18	12	1	L	21-28
09/18	Green Bay	S	46	28	432	60.9	1	62	1	4	28	72.0	10	53	12	1	L	23-30
09/25	Jacksonville	S	34	18	158	52.9	1	18	0	0	0	75.4	7	27	7	0	W	16-10
10/02	at Chicago	S	46	27	374	58.7	1	53	1	0	0	83.1	8	35	14	2	L	29-34
10/09	New Orleans	S	31	16	224	51.6	2	54t	1	1	5	83.3	7	27	13	1	L	27-30
10/16	at Atlanta	S	35	21	237	60.0	0	29	3	1	8	44.6	7	47	14	1	L	17-31
10/23	Washington	S	23	18	256	78.3	1	37	0	4	24	127.5	10	59	25	1	W	33-20
10/30	Minnesota	S	35	22	290	62.9	3	44	0	3	25	117.6	6	53	24	0	L	21-24
11/13	Tennessee	S	40	23	212	57.5	0	19	1	5	46	61.7	7	55	26	0	L	3-30
11/20	at Detroit	S	38	22	280	57.9	1	32	4	1	8	50.2	7	37	11t	2	L	35-49
11/27	at Indianapolis	S	27	20	208	74.1	0	30	0	3	32	95.9	9	53	14t	1	W	27-19
12/04	at Tampa Bay	S	21	12	204	57.1	1	31	0	2	9	106.1	14	54	22	3	W	38-19
12/11	Atlanta	S	39	19	276	48.7	2	48	2	2	17	67.9	7	36	12	0	L	23-31
12/18	at Houston	S	23	13	149	56.5	2	26t	0	2	10	105.2	7	55	17	0	W	28-13
12/24	Tampa Bay	S	17	12	171	70.6	3	91t	0	1	8	142.4	6	65	49t	1	W	48-16
01/01	at New Orleans	S	25	15	158	60.0	1	22	1	2	21	75.1	6	32	16	0	L	17-45
2011 Totals		**16/16**	**517**	**310**	**4051**	**60.0**	**21**	**91t**	**17**	**35**	**260**	**84.5**	**126**	**706**	**49t**	**14**	**6-10**	

			PASSING										RUSHING					
2012	**OPPONENT**	**P/S**	**ATT**	**CMP**	**YDS**	**PCT**	**TD**	**LG**	**INT**	**S**	**YDS**	**RATING**	**RUSH**	**YDS**	**LG**	**TD**	**W/L**	**SCORE**
09/09	at Tampa Bay	S	33	23	303	69.7	1	51	2	3	12	83.3	5	4	4	0	L	10-16
09/16	New Orleans	S	20	14	253	70.0	1	66	0	1	9	129.2	13	71	40	1	W	35-27
09/20	N.Y. Giants	S	30	16	242	53.3	0	33	3	2	21	40.6	6	6	3	1	L	7-36
09/30	at Atlanta	S	24	15	215	62.5	2	36t	0	3	10	119.3	9	86	32	1	L	28-30
10/07	Seattle	S	29	12	141	41.4	0	24	0	4	33	56.8	7	42	15	0	L	12-16
10/21	Dallas	S	37	21	233	56.8	1	32	1	2	17	73.4	6	64	24	0	L	14-19
10/28	at Chicago	S	39	20	314	51.3	0	62	2	2	17	57.0	5	37	16	0	L	22-23
11/04	at Washington	S	23	13	201	56.5	1	82	0	0	0	100.1	8	37	11	1	W	21-13
11/11	Denver	S	36	21	241	58.3	2	26	2	7	43	74.0	4	7	6	0	L	14-36
11/18	Tampa Bay	S	29	16	252	55.2	1	32	0	2	18	95.8	11	40	16	0	L	21-27
11/26	at Philadelphia	S	28	18	306	64.3	2	55	0	2	17	125.0	14	52	14	2	W	30-22
12/02	at Kansas City	S	27	15	232	55.6	3	53	0	2	12	121.2	7	78	28	0	L	21-27
12/09	Atlanta	S	35	23	287	65.7	2	53t	0	1	7	110.1	9	116	72t	1	W	30-20
12/16	at San Diego	S	33	19	231	57.6	2	45t	0	2	14	99.4	4	7	3	0	W	31-7
12/23	Oakland	S	29	18	170	62.1	1	23t	1	2	11	75.4	12	60	29	1	W	17-6
12/30	at New Orleans	S	33	16	248	48.5	0	34	1	1	3	61.2	7	34	16	0	W	44-38
2012 Totals		**16/16**	**485**	**280**	**3869**	**57.7**	**19**	**82**	**12**	**36**	**244**	**86.2**	**127**	**741**	**72t**	**8**		**7-9**

			PASSING										RUSHING					
2013	**OPPONENT**	**P/S**	**ATT**	**CMP**	**YDS**	**PCT**	**TD**	**LG**	**INT**	**S**	**YDS**	**RATING**	**RUSH**	**YDS**	**LG**	**TD**	**W/L**	**SCORE**
09/08	Seattle	S	23	16	125	69.6	1	27	0	1	6	97.2	5	38	11	0	L	7-12
09/15	at Buffalo	S	38	21	229	55.3	2	40	1	6	46	79.8	4	15	6	0	L	23-24
09/22	N.Y. Giants	S	27	15	223	55.6	3	47	1	1	15	104.4	7	45	15	1	W	38-0
10/06	at Arizona	S	39	21	308	53.8	0	32	3	7	50	47.8	4	25	11	0	L	6-22
10/13	at Minnesota	S	26	20	242	76.9	3	79	0	1	6	143.4	9	30	9	1	W	35-10
10/20	St. Louis	S	17	15	204	88.2	1	25	0	2	24	136.3	10	26	13	0	W	30-15
10/24	at Tampa Bay	S	32	23	221	71.9	2	35	0	3	26	111.6	11	50	19	1	W	31-13
11/03	Atlanta	S	37	23	249	62.2	1	30	2	1	7	68.4	5	22	12	1	W	34-10
11/10	at San Francisco	S	32	16	169	50.0	0	19	1	3	28	52.7	8	15	6	0	W	10-9
11/18	New England	S	28	19	209	67.9	3	42	0	3	12	125.4	7	62	24	0	W	24-20
11/24	at Miami	S	38	19	174	50.0	1	29	1	3	15	60.6	7	51	14	1	W	20-16
12/01	Tampa Bay	S	29	18	263	62.1	2	36	2	0	0	85.8	5	68	56	1	W	27-6
12/08	at New Orleans	S	34	22	160	64.7	1	17	0	5	49	85.4	6	48	19	0	L	13-31
12/15	N.Y. Jets	S	24	16	273	66.7	1	72	0	2	12	118.9	7	12	7	0	W	30-20
12/22	New Orleans	S	22	13	181	59.1	1	44	1	4	40	81.8	4	6	5	0	W	17-13
12/29	at Atlanta	S	27	15	149	55.6	2	56	1	1	0	80.6	12	72	16	0	W	21-20
2013 Totals		**16/16**	**473**	**292**	**3379**	**61.7**	**24**	**79**	**13**	**43**	**336**	**88.8**	**111**	**585**	**56**	**5**	**12-4**	
01/12	San Francisco	S	25	16	267	64.0	1	59	2	5	35	79.9	10	54	11	0	L	10-23
2013 Postseason		**1/1**	**25**	**16**	**267**	**64.0**	**1**	**59**	**2**	**5**	**35**	**79.9**	**10**	**54**	**11**	**0**	**0-1**	

NEWTON'S CAREER **GAME-BY-GAME** (CONT.)

		PASSING											RUSHING					
2014	**OPPONENT**	**P/S**	**ATT**	**CMP**	**YDS**	**PCT**	**TD**	**LG**	**INT**	**S**	**YDS**	**RATING**	**RUSH**	**YDS**	**LG**	**TD**	**W/L**	**SCORE**
09/07	at Tampa Bay					Inactive												
09/14	Detroit	S	34	22	281	64.7	1	24	0	5	30	100.2	4	19	13	0	W	24-7
09/21	Pittsburgh	S	35	24	250	68.6	1	37t	0	3	23	98.5	2	7	5	0	L	19-37
09/28	at Baltimore	S	25	14	197	56.0	1	30t	0	2	20	94.9	2	7	7	0	L	10-38
10/05	Chicago	S	35	19	255	54.3	2	22	1	2	24	84.8	6	9	3	0	W	31-24
10/12	at Cincinnati	S	46	29	284	63.0	2	26	1	0	0	85.8	17	107	12t	1	T	37-37
10/19	at Green Bay	S	31	17	205	54.8	1	32	1	3	25	72.6	7	41	10	0	L	17-38
10/26	Seattle	S	22	12	171	54.5	0	51	1	3	19	61.0	12	24	8	0	L	9-13
10/30	New Orleans	S	28	10	151	35.7	0	47	1	4	29	39.4	7	43	14	1	L	10-28
11/10	at Philadelphia	S	40	25	306	62.5	2	40t	3	9	91	71.5	2	6	4	0	L	21-45
11/16	Atlanta	S	37	23	292	62.2	2	47t	2	2	7	82.3	5	30	15	0	L	17-19
11/30	at Minnesota	S	35	18	194	51.4	1	32t	1	4	24	65.7	9	49	10	0	L	13-31
12/07	at New Orleans	S	33	21	226	63.6	3	26t	0	0	0	114.0	12	83	22	1	W	41-10
12/14	Tampa Bay					Inactive												
12/21	Cleveland	S	31	18	201	58.1	1	34	1	1	6	74.8	12	63	15	1	W	17-13
12/28	at Atlanta	S	16	10	114	62.5	1	28	0	1	2	104.7	6	51	13	1	W	34-3
2014 Totals		**14/14**	**448**	**262**	**3127**	**58.5**	**18**	**51**	**12**	**38**	**300**	**82.1**	**103**	**539**	**22**	**5**		**5-8-1**
01/03	Arizona	S	32	18	198	56.3	2	39	1	1	0	82.6	7	35	13	0	W	27-16
01/10	at Seattle	S	36	23	246	63.9	2	31	2	2	16	79.2	11	39	7	0	L	17-31
2014 Postseason		**2/2**	**68**	**41**	**444**	**60.3**	**4**	**39**	**3**	**3**	**16**	**80.8**	**18**	**72**	**13**	**0**	**1-1**	

		PASSING											RUSHING					
2015	**OPPONENT**	**P/S**	**ATT**	**CMP**	**YDS**	**PCT**	**TD**	**LG**	**INT**	**S**	**YDS**	**RATING**	**RUSH**	**YDS**	**LG**	**TD**	**W/L**	**SCORE**
09/13	at Jacksonville	S	31	18	175	58.1	1	37	1	2	17	71.3	14	35	10	0	W	20-9
09/20	Houston	S	37	18	195	48.6	2	36t	1	2	17	71.3	10	76	19	1	W	24-17
09/27	New Orleans	S	31	20	315	64.5	2	55	0	1	3	119.7	7	33	13t	1	W	27-22
10/04	at Tampa Bay	S	22	11	124	50.0	2	30	0	2	13	97.5	12	51	12	0	W	37-23
10/18	at Seattle	S	36	20	269	55.6	1	32	2	3	21	65.6	7	30	9	1	W	27-23
10/25	Philadelphia	S	24	14	197	58.3	1	28	3	1	7	59.2	4	20	16	1	W	27-16
11/02	Indianapolis	S	35	16	248	45.7	2	48	1	2	9	76.8	10	41	11	0	W	29-26
11/08	Green Bay	S	30	15	297	50.0	3	59	1	0	0	104.4	9	57	23	1	W	37-29
11/15	at Tennessee	S	25	21	217	84.0	1	27	0	5	33	116.2	9	23	7	1	W	27-10
11/22	Washington	S	34	21	246	61.8	5	35	0	2	10	123.3	4	16	9	0	W	44-16
11/26	at Dallas	S	27	16	183	59.3	0	31	0	1	18	79.7	12	45	11	1	W	33-14
12/06	at New Orleans	S	41	28	331	68.3	5	45t	1	1	9	122.0	10	49	30	0	W	41-38
12/13	Atlanta	S	21	15	265	71.4	3	74t	0	2	19	153.3	3	4	3	0	W	38-0
12/20	at N.Y. Giants	S	45	25	340	55.6	5	37t	0	3	31	116.9	8	100	47	0	W	38-35
12/27	at Atlanta	S	30	17	142	56.7	0	19	0	2	29	69.0	7	46	18	1	L	13-20
01/03	Tampa Bay	S	26	21	293	80.8	2	41	0	4	38	139.3	6	10	4	2	W	38-10
2015 Totals		**16/16**	**495**	**296**	**3837**	**59.8**	**35**	**74t**	**10**	**33**	**284**	**99.4**	**132**	**646**	**47**	**10**		**15-1**
01/17	Seattle	S	22	16	161	72.7	1	27	0	1	10	108.3	11	3	5	0	W	31-24
01/24	Arizona	S	28	19	335	67.9	2	86	1	1	11	117.4	10	47	14	2	W	49-15
02/07	Denver	S	41	18	265	43.9	0	45	1	6	64	55.4	6	45	14	0	L	10-24
2015 Postseason		**3/3**	**91**	**53**	**761**	**58.2**	**3**	**86**	**2**	**8**	**85**	**87.3**	**27**	**95**	**14**	**2**	**2-1**	

		PASSING											RUSHING					
2016	**OPPONENT**	**P/S**	**ATT**	**CMP**	**YDS**	**PCT**	**TD**	**LG**	**INT**	**S**	**YDS**	**RATING**	**RUSH**	**YDS**	**LG**	**TD**	**W/L**	**SCORE**
09/08	at Denver	S	33	18	194	54.5	1	18	1	3	18	69.5	11	54	12	1	L	20-21
09/18	San Francisco	S	40	24	353	60.0	4	78t	1	1	0	111.8	6	37	16	0	W	46-27
09/25	Minnesota	S	35	21	262	60.0	0	31	1	8	64	47.6	7	26	11	1	L	10-22
10/02	at Atlanta	S	25	14	165	56.0	1	24	0	1	8	89.6	5	30	21	0	L	33-48
10/10	Tampa Bay					Inactive												
10/16	at New Orleans	S	47	27	322	57.4	2	20	1	2	19	83.8	2	1	2t	1	W	41-38
10/30	Arizona	S	27	14	212	51.9	0	50	0	1	4	78.0	7	43	19	0	W	30-20
11/06	at L.A. Rams	S	32	20	225	62.5	1	28	0	5	40	93.9	7	16	6	0	W	13-10
11/13	Kansas City	S	38	23	261	60.5	1	38t	1	2	19	78.9	12	54	28	1	L	17-20
11/17	New Orleans	S	33	14	192	42.4	1	40t	0	2	19	71.8	5	7	12	0	W	23-20
11/27	at Oakland	S	29	14	246	48.3	2	88t	1	2	17	86.3	3	6	3t	1	L	32-35
12/04	at Seattle	p	32	14	182	43.8	1	55t	0	0	0	72.7	3	12	9	0	L	7-40

NEWTON'S CAREER **GAME-BY-GAME** (CONT.)

12/11	San Diego	S	27	10	160	37.0	1	36t	1	2	14	54.5	8	31	8	0	W	28-16
12/19	at Washington	S	37	21	300	56.8	2	31	0	2	10	101.2	3	0	1	0	W	26-15
12/24	Atlanta	S	43	18	198	41.9	1	26t	2	2	15	44.5	8	36	9	0	L	16-33
01/01	at Tampa Bay	S	32	18	237	56.3	1	47	3	3	30	51.2	3	6	5	0	L	16-17
2016 Totals		**15/14**	**510**	**270**	**3509**	**52.9**	**19**	**88t**	**14**	**36**	**277**	**75.8**	**90**	**359**	**28**	**5**	**6-8**	

			PASSING										RUSHING					
2017	**OPPONENT**	**P/S**	**ATT**	**CMP**	**YDS**	**PCT**	**TD**	**LG**	**INT**	**S**	**YDS**	**RATING**	**RUSH**	**YDS**	**LG**	**TD**	**W/L**	**SCORE**
09/10	at San Francisco	S	25	14	171	56.0	2	40t	1	0	0	87.3	6	3	5	0	W	23-3
09/17	Buffalo	S	32	20	228	62.5	0	24	0	6	50	83.9	5	27	15	0	W	9-3
09/24	New Orleans	S	26	17	167	65.4	0	37	3	4	28	43.8	3	16	10	1	L	13-34
10/01	at New England	S	29	22	316	75.9	3	43	1	2	12	130.8	8	44	13	1	W	33-30
10/08	at Detroit	S	33	26	355	78.8	3	64	0	3	21	141.8	7	0	5	0	W	27-24
10/12	Philadelphia	S	52	28	239	53.8	1	20	3	2	14	48.5	11	71	16t	1	L	23-28
10/22	at Chicago	S	34	21	211	61.8	0	37	2	5	26	54.9	9	50	14	0	L	3-17
10/29	at Tampa Bay	S	32	18	154	56.3	1	25t	1	0	0	66.4	11	44	20	0	W	17-3
11/05	Atlanta	S	24	13	137	54.2	0	33	0	1	8	71.0	9	86	34	1	W	20-17
11/13	Miami	S	35	21	254	60.0	4	32t	0	0	0	120.4	5	95	69	0	W	45-21
11/26	at N.Y. Jets	S	28	11	168	39.3	0	25	0	3	14	59.8	9	28	7	1	W	35-27
12/03	at New Orleans	S	27	17	183	63.0	2	24t	0	2	16	107.5	6	51	32	0	L	21-31
12/10	Minnesota	S	25	13	137	52.0	1	22	1	2	8	64.9	11	70	62	0	W	31-24
12/17	Green Bay	S	31	20	242	64.5	4	30t	0	1	6	128.0	14	58	13	0	W	31-24
12/24	Tampa Bay	S	25	16	160	64.0	0	31	1	2	20	65.4	14	52	17	1	W	22-19
12/31	at Atlanta	S	34	14	180	41.2	1	44	3	2	19	31.5	11	59	17	0	L	10-22
2017 Totals		**16/16**	**492**	**291**	**3302**	**59.7**	**22**	**64**	**16**	**35**	**242**	**80.7**	**139**	**754**	**69**	**5**		**11-5**
01/07	at New Orleans	S	40	24	349	60.0	2	56t	0	4	43	105.1	8	37	10	0	L	26-31
2017 Postseason		**1/1**	**40**	**24**	**349**	**60.0**	**2**	**56t**	**0**	**4**	**43**	**105.1**	**8**	**37**	**10**	**0**	**0-1**	

			PASSING										RUSHING					
2018	**OPPONENT**	**P/S**	**ATT**	**CMP**	**YDS**	**PCT**	**TD**	**LG**	**INT**	**S**	**YDS**	**RATING**	**RUSH**	**YDS**	**LG**	**TD**	**W/L**	**SCORE**
09/09	Dallas	S	26	19	161	65.4	0	19	0	3	15	82.4	13	58	29	1	W	16-8
09/16	at Atlanta	S	45	32	335	71.1	3	51	1	2	17	105.3	5	42	16	0	L	24-31
09/23	Cincinnati	S	24	15	150	62.5	2	27	0	1	3	108.0	10	36	12	2	W	31-21
10/07	N.Y. Giants	S	35	21	237	60.0	2	27	2	1	5	75.5	8	29	9	0	W	33-31
10/14	at Washington	S	40	27	275	67.5	2	23	1	1	6	93.2	9	43	15	0	L	17-23
10/21	at Philadelphia	S	39	25	269	64.1	2	35	0	2	19	101.3	7	49	14	0	W	21-17
10/28	Baltimore	S	29	21	219	72.4	2	33	0	0	0	116.9	10	52	12t	1	W	36-21
11/04	Tampa Bay	S	25	19	247	76.0	2	32	0	2	19	133.3	11	33	12	0	W	42-28
11/08	at Pittsburgh	S	29	23	193	79.3	2	25	1	5	46	103.0	2	10	8	0	L	21-52
11/18	at Detroit	S	37	25	357	67.6	3	82	1	3	26	114.4	2	2	2	0	L	19-20
11/25	Seattle	S	30	25	256	83.3	2	38	1	0	0	110.6	8	63	26	0	L	27-30
12/02	at Tampa Bay	S	41	28	300	68.3	2	33	4	4	24	66.2	6	33	15	0	L	17-24
12/09	at Cleveland	S	42	26	265	61.9	0	40	1	1	1	70.0	5	23	11	0	L	20-26
12/17	New Orleans	S	29	16	131	55.2	0	22	1	4	32	52.5	5	15	5	0	L	9-12
12/23	Atlanta					Inactive												
12/30	at New Orleans					Inactive												
2018 Totals		**14/14**	**471**	**320**	**3395**	**67.9**	**24**	**82**	**13**	**29**	**213**	**94.2**	**101**	**488**	**29**	**4**	**6-8**	

			PASSING										RUSHING					
2019	**OPPONENT**	**P/S**	**ATT**	**CMP**	**YDS**	**PCT**	**TD**	**LG**	**INT**	**S**	**YDS**	**RATING**	**RUSH**	**YDS**	**LG**	**TD**	**W/L**	**SCORE**
09/08	L.A. Rams	S	38	25	239	65.8	0	17	1	3	23	72.1	3	-2	3	0	L	27-30
09/12	Tampa Bay	S	51	25	333	49.0	0	44	0	3	20	70.1	2	0	0	0	L	14-20
09/22	at Arizona					Inactive												
09/29	at Houston					Inactive												
10/06	Jacksonville					Inactive												
10/13	at Tampa Bay					Inactive												
10/27	at San Francisco					Inactive												
11/03	Tennessee					Inactive												
11/10	at Green Bay					Placed on Injured Reserve (11/09)												
2019 Totals		**2/2**	**89**	**50**	**572**	**56.2**	**0**	**44**	**1**	**6**	**43**	**71.0**	**5**	**-2**	**3**	**0**	**0-2**	

GUNNER **OLSZEWSKI**

80 | WIDE RECEIVER

HT: 6-0 | **WT:** 190 | **Born:** 11/26/1996 | **Exp. (NFL/Patriots):** 2/2
GP/GS (Playoffs): 8/0 (0/0) | **Acq:** FA-19
College: Bemidji State | **Hometown:** Alvin, Texas

PRONOUNCED O-sheh-ski

CAREER TRANSACTIONS

Gunner Olszewski was signed by the New England Patriots as a rookie free agent on May 23, 2019.

SEASONAL REVIEWS

2020 (0/0)

- Placed on injured reserve prior to the start of the regular season.

2019 (8/0, 0/0)

- Made the 53-man roster as a rookie free agent, appearing in eight games as a reserve, before being placed on injured reserve on Nov. 19. Used primarily as a punt returner, caught two passes for 34 yards, returned 20 punts for 179 yards and made one special teams tackle.
- Was inactive due to injury at Baltimore (11/3) and at Philadelphia (11/17) before being placed on injured reserve.
- Made his NFL debut in a reserve role, contributing mostly on special teams by handling punt return duties with two returns for 35 yards in the season-opening victory vs. Pittsburgh (9/8).
- Saw limited snaps offensively but returned three punts for a season-high 49 yards in the victory at Washington (10/6).
- Saw an increase in playing time on offense due to injuries to Josh Gordon and Phillip Dorsett. Caught two passes for 34 yards while returning one punt for 10 yards in the win vs. N.Y. Giants (10/10). First NFL reception came on a 5-yard completion in the second quarter and caught a 29-yard pass in the fourth quarter. Also made a special teams tackle.

COLLEGE

- Played defensive back throughout college career before making the switch to wide receiver in pursuit of an NFL career.
- Named Northern Sun Intercollegiate Conference (NSIC) Defensive Player of the Year and voted BSU's Defensive and Special Teams MVP following his senior season in 2018, totaling 63 tackles, three interceptions and four pass breakups. Also returned 16 punts for 269 yards.
- Played in all 11 games as a junior in 2017 and was named NSIC North Division All-Conference First Team Defense after making 67 tackles, a sack, one interception and a team-leading seven pass break-ups.
- Appeared in 11 games and totaled 95 tackles, three interceptions and 10 pass break-ups as a sophomore in 2016. Broke the Bemidji State University record for punt returns (7) and punt return yards (194) in a game vs. Minnesota Crookston on Nov. 12 and was named NSIC Special Teams Player of the Week.
- Played in all 11 games and was named NSIC Newcomer of the Year after posting 85 tackles, five pass break-ups, a forced fumble and seven interceptions as a true freshman in 2015. Also returned 24 punts for 209 yards.

PERSONAL

- Father, Eric, played minor league baseball as a pitcher for the Atlanta Braves organization.
- Earned varsity letters in both football and baseball at Alvin High School (Texas).
- Holds his high school's record for tackles in a season (150) as well as career tackles (270) and career interceptions (7).

GUNNER OLSZEWSKI **STATISTICS**

POS: WR HT: 6-0 WT: 190 LBS YEAR: 2ND ACQ: FA-19 COLLEGE: BEMIDJI STATE BORN: 11/26/96

REGULAR SEASON OFFENSIVE STATISTICS

			RECEIVING					RUSHING					KICK RETURNS					PUNT RETURNS				
Year	Team	G/S	NO	YDS	AVG	LG	TD	NO	YDS	AVG	LG	TD	NO	YDS	AVG	LG	TD	NO	FC	YDS	AVG	LG	TD
2019	Patriots	8/0	2	34	17.0	29	0	0	0	0.0	0	0	0	0	0.0	0	0	20	16	179	9.0	22	0
2020	Patriots	0/0	Injured Reserve																				
Totals – 1 Year		**8/0**	**2**	**34**	**17.0**	**29**	**0**	**0**	**0**	**0.0**	**0**	**0**	**0**	**0**	**0.0**	**0**	**0**	**20**	**16**	**179**	**9.0**	**22**	**0**

Additional Statistics: 2019: 1 Special Teams Tackle vs. N.Y. Giants (10/10/19).

POSTSEASON OFFENSIVE STATISTICS

			RECEIVING					RUSHING					KICK RETURNS					PUNT RETURNS				
Year	Team	G/S	NO	YDS	AVG	LG	TD	NO	YDS	AVG	LG	TD	NO	YDS	AVG	LG	TD	NO	FC	YDS	AVG	LG	TD
2019	Patriots	0/0	Injured Reserve																				
Totals – 1 Year		**0/0**	**0**	**0**	**0.0**	**0**	**0**	**0**	**0**	**0.0**	**0**	**0**	**0**	**0**	**0.0**	**0**	**0**	**0**	**0**	**0**	**0.0**	**0**	**0**

OLSZEWSKI'S CAREER **GAME-BY-GAME**

				RECEIVING					PUNT RETURNS					
2019		**OPPONENT**	**P/S**	**NO**	**YDS**	**AVG**	**LG**	**TD**	**NO**	**FC**	**YDS**	**AVG**	**LG**	**TD**
09/08		Pittsburgh	p	-	-	-	-	-	2	3	35	17.5	20	0
09/15	at	Miami	p	-	-	-	-	-	3	3	9	3.0	6	0
09/22		N.Y. Jets	p	-	-	-	-	-	8	1	44	5.5	13	0
09/29	at	Buffalo	p	-	-	-	-	-	0	1	0	0.0	0	0
10/06	at	Washington	p	-	-	-	-	-	3	5	49	16.3	19	0
10/10		N.Y. Giants	p	2	34	17.0	29	0	1	1	10	10.0	10	0
10/21	at	N.Y. Jets	p	-	-	-	-	-	2	1	24	12.0	22	0
10/27		Cleveland	p	-	-	-	-	-	1	1	8	8.0	8	0
11/03	at	Baltimore					Inactive							
11/17	at	Philadelphia					Inactive							
11/24		Dallas				Placed on injured reserve (11/19)								
2019 Totals			**8/0**	**2**	**34**	**17.0**	**19**	**0**	**20**	**16**	**179**	**9.0**	**22**	**0**

PLAYERS

MIKE **ONWENU**

71 | OFFENSIVE LINE

HT: 6-3 | **WT:** 350 | **Born:** 12/10/1997 | **Exp. (NFL/Patriots):** Rookie
GP/GS (Playoffs): 1/1 (0/0) | **Acq:** D6a-20 (182nd)
College: Michigan | **Hometown:** Detroit, Mich.

PRONOUNCED oh-WHEN-new

CAREER TRANSACTIONS

Mike Onwenu was drafted by the New England Patriots in the sixth round (182nd overall) of the 2020 NFL Draft.

SEASONAL REVIEWS

2020 (1/0)

- Made his NFL debut and played in a starting role along the offensive line and on special teams in the season-opening win vs. Miami (9/13). Also subbed in at right tackle for Jermaine Eluemunor for one series in the second half.

COLLEGE

- Was a four-year letterman at Michigan and a two-time All-Big Ten third team selection (2018-19).
- Appeared in 46 career games, playing along the offensive line in 41 contests.
- Started 35 games at guard, also contributing on PAT/field goal protection units throughout his career.
- Was an All-Big Ten third team (coaches) and All-Big Ten honorable mention (media) selection in 2019, starting all 13 games at right guard as a senior.
- Was an All-Big Ten third team (coaches) and All-Big Ten honorable mention (media) selection in 2018, starting all 13 games at right guard, including against Florida in the Chick-Fil-A Peach Bowl (12/29).
- Started nine games and played in 11 contests as a sophomore in 2017.
- Played in nine games, also seeing action on field-goal protection unit and on the defensive line as a freshman in 2016.

PERSONAL

- Enrolled in the College of Literature, Science and the Arts, majoring in general studies.

EXTRA POINTS

- Mike Onwenu and second-round LB Josh Uche are the sixth and seventh players from Michigan to be drafted by the Patriots under Bill Belichick, joining QB Tom Brady (2000), LB Shawn Crable (2008), P Zoltan Mesko (2010), WR Jeremy Gallon (2014) and DL Chase Winovich (2019).
- The Patriots used consecutive picks in the sixth round on OL Michael Onwenu and OL Justin Herron and in the seventh round on OL Dustin Woodard. It marked the seventh straight season that the Patriots have selected at least one offensive lineman in the draft.

ADRIAN **PHILLIPS**

21 | DEFENSIVE BACK

HT: 5-11 | **WT:** 210 | **Born:** 3/28/1992 | **Exp. (NFL/Patriots):** 7/1
GP/GS (Playoffs): 65/25 (2/2) | **Acq:** UFA (LAC)-20
College: Texas | **Hometown:** Garland, Texas

CAREER TRANSACTIONS

Adrian Phillips was signed by the New England Patriots as an unrestricted free agent from the L.A. Chargers on March 21, 2020 .... Originally signed by San Diego as a rookie free agent (6/16/14) ... Released by San Diego (9/1/14) ... Signed by San Diego to the practice squad (8/31/14) ... Released by San Diego from the practice squad (9/23/14) ... Signed by San Diego to the practice squad (9/29/14) ... Released by San Diego from the practice squad (10/1/14) ... Signed by San Diego to the practice squad (10/7/14) ... Signed by San Diego to the 53-man roster from the practice squad (11/1/14) ... Released by San Diego (11/3/14) ... Signed by San Diego to the practice squad (11/5/14) ... Signed by San Diego to the 53-man roster from the practice squad (11/15/14) ... Released by San Diego (11/29/14) ... Signed by San Diego to the practice squad (12/2/14) ... Released by San Diego (9/5/15)... Signed by San Diego to the practice squad (9/7/15)... Signed by San Diego to the 53-man roster from the practice squad (9/19/15) ... Released by San Diego (10/12/15) ... Signed by San Diego to the practice squad (10/14/15) ... Signed by San Diego to the 53-man roster from the practice squad (10/20/15) ... Released by San Diego (12/9/15) ... Signed by San Diego to the practice squad (12/11/15) ... Signed by San Diego to the 53-man roster from the practice squad (12/16/15) ... Re-signed by L.A. Chargers as a restricted free agent (3/22/17) ... Re-signed by L.A. Chargers as unrestricted free agent (3/21/18) ... Re-signed by L.A. Chargers as an unrestricted free agent (3/27/19).

SEASONAL REVIEWS

2020 (1/1)

- Started at safety in his first game as a Patriot in the season-opener vs. Miami (9/13) and led the team with nine tackles. Also intercepted a pass late in the second quarter to halt a Dolphins drive before halftime.

2019 (7/5 – L.A. CHARGERS)

- Played in seven games with five starts and recorded 32 tackles on defense and four tackles on special teams.
- Was limited to seven games due to injury. Was placed on injured reserve on Sept. 17 and activated for return on Nov. 30.

2018 (16/7, 2/2 – L.A. CHARGERS)

- Appeared in all 16 regular-season games with seven starts and recorded 77 tackles on defense, one forced fumble, one interception, nine passes defensed and 16 special teams tackles.
- Started in both postseason games and finished with 12 tackles.
- Was selected to his first Pro Bowl and to the Associated Press All-Pro First Team as a special teamer. Was also recognized by the Pro Football Writers of America as All-NFL and All-AFC as a special teamer.
- Recorded two tackles and an interception at Buffalo (9/16).
- Tied a single-game career high with 12 tackles at Denver (12/30). Also forced a fumble and defensed one pass.
- Became the first player since Atlanta CB Robert Alford in Super Bowl LI to have an interception and a fumble recovery in the same postseason game in the AFC Wild Card win at Baltimore (1/6). Also recorded six tackles.

HONORS & AWARDS

2018: Pro Bowl, Associated Press All-Pro: First Team, PFWA All-NFL Team, PFWA All-AFC Team

2017 (15/4 – L.A. CHARGERS)

- Played in 15 games with four starts and totaled 59 tackles, one forced fumble, two interceptions, five passes defensed and three special teams tackles.
- Was inactive for the season finale vs. Oakland (12/31).
- Posted a single-game career-high 12 tackles and one pass defensed at New England (10/29).

2016 (14/6 – SAN DIEGO)

- Appeared in 14 games with six starts tallied 35 tackles, one interception, three passes defensed and three special teams tackles.
- Was inactive for the first two games of the season.
- Made three tackles and an interception he returned 22 yards vs. New Orleans (10/2).

2015 (9/2 – SAN DIEGO)

- Appeared in nine games with two starts with multiple stints on the 53-man roster and practice squad over the course of the season. Posted 16 tackles, one interception, one pass defensed and two special teams tackles.
- Made the first start of his NFL career vs. Oakland (10/25) and made three tackles.
- Registered the first interception of his career at Denver (1/3) and returned it 39 yards to set up a field goal. Also made three tackles.

2014 (3/0 – SAN DIEGO)

- Began the season on the Chargers practice squad and was added to the 53-man roster on Nov. 1. Appeared in three games as a reserve and made one tackle before finishing the year on the practice squad.
- Made his NFL debut at Miami (11/2) and assisted on the first tackle of his career.

COLLEGE

- Played 50 games with 28 starts at Texas finishing with 206 tackles, 10 tackles for loss, a sack, six interceptions and 11 passes defensed.
- Named team captain as a senior in 2013 and honorable mention for All-Big 12 as a senior in 2013.
- Co-winner of the Dr. Nasser Al-Rashid Strength and Conditioning Award.

PERSONAL

- Married wife Camille in 2017, who is in her residency to be a pediatrician.
- Earned District 10-5A Most Valuable Player and Offensive Player of the Year honors at Garland High School (Texas).
- Named an All-State, All-Area two-time first-team All-District selection.
- Also lettered in track and field, competed in the 400 meters and shot put.
- Enjoys music and plays both drums and piano.
- Majored in communications at Texas.

ADRIAN PHILLIPS **STATISTICS**

POS: DB HT: 5-11 WT: 210 LBS YEAR: 7TH ACQ: UFA (LAC)-20 COLLEGE: TEXAS BORN: 3/28/92

REGULAR SEASON DEFENSIVE STATISTICS

			TACKLES					INTERCEPTIONS						MISCELLANEOUS				
Year	Team	G/S	TT	UT	A	S	YDS	NO	YDS	AVG	LG	TD	PD	FF	FR	YDS	TD	SPT
2014	Chargers	3/0	1	0	1	0.0	0.0	0	0	0.0	0	0	0	0	0	0	0	0
2015	Chargers	9/2	16	9	7	0.0	0.0	1	39	39.0	39	0	1	0	0	0	0	2
2016	Chargers	16/6	35	24	11	0.0	0.0	1	22	22.0	22	0	3	0	0	0	0	3
2017	L.A. Chargers	15/4	59	47	12	0.0	0.0	2	13	6.5	9	0	5	1	0	0	0	3
2018	L.A. Chargers	16/7	77	54	23	0.0	0.0	1	0	0.0	0	0	9	1	0	0	0	16
2019	L.A. Chargers	7/5	32	22	10	0.0	0.0	0	0	0.0	0	0	0	0	0	0	0	4
2020	Patriots	1/1	9	8	1	0.0	0.0	1	5	5.0	5	0	1	0	0	0	0	0
Totals – 7 Years		**65/25**	**229**	**164**	**141**	**0.0**	**0.0**	**6**	**79**	**31.2**	**39**	**0**	**19**	**2**	**0**	**0**	**0**	**28**

POSTSEASON DEFENSIVE STATISTICS

			TACKLES					INTERCEPTIONS						MISCELLANEOUS				
Year	Team	G/S	TT	UT	A	S	YDS	NO	YDS	AVG	LG	TD	PD	FF	FR	YDS	TD	SPT
2018	L.A. Chargers	2/2	12	5	7	0.0	0.0	1	0	0.0	0	0	3	0	1	0	0	0
Totals – 1 Year		**2/2**	**12**	**5**	**7**	**0.0**	**0.0**	**1**	**0**	**0.0**	**0**	**0**	**4**	**0**	**1**	**0**	**0**	**0**

DEREK **RIVERS**

95 | DEFENSIVE END

HT: 6-5 | **WT:** 250 | **Born:** 5/9/1994 | **Exp. (NFL/Patriots):** 4/4
GP/GS (Playoffs): 7/0 (1/0) | **Acq:** D3a-17 (83rd)
College: Youngstown State | **Hometown:** Kinston, N.C.

SUPER BOWLS: 18

CAREER TRANSACTIONS

Derek Rivers was drafted by the New England Patriots in the third round (83rd overall) of the 2017 NFL Draft.

SEASONAL REVIEWS

2020 (1/0)

- Returned to action after missing the 2019 season due to injury and played as a reserve in the season-opening win vs. Miami (9/13). Tallied his second career sack.

2019 (0/0, 0/0)

- Placed on injured reserve on Aug. 31, 2019.

2018 (6/0, 1/0)

- Appeared in six regular-season games and made two tackles while adding one sack for a loss of 10 yards.
- Was active for two of three postseason contests, appearing in a reserve role in the Divisional Playoff victory vs. L.A. Chargers (1/13).
- Made his NFL debut and saw limited snaps as a reserve defensive end at Detroit (9/23).
- Contributed as a reserve defensive end and made one tackle in the win at Chicago (10/21).
- Contributed in a reserve role on the defensive line and made one tackle while also being credited with the first

sack of his career when he dropped QB Sam Darnold for a 10-yard loss in the win vs. N.Y. Jets (12/30).

- Contributed in a reserve role as an edge rusher in the AFC Divisional Playoff win vs. L.A. Chargers (1/13).
- Was active but did not play in the AFC Championship victory at Kansas City (1/20) and was inactive for the Super Bowl LIII victory vs. the Los Angeles Rams (2/3).

2017 (0/0, 0/0)

- Suffered an injury during training camp and was placed on injured reserve prior to the start of the regular season.

COLLEGE

- Was a two-time All-American and three-time first-team All-Missouri Valley Football Conference selection.
- Finished career with 173 career tackles (119 solo), 56½ tackles for loss, 41 sacks, 47 QB pressures, three forced fumbles, four fumble recoveries and one pass defensed in 49 games (37 starts).
- Set school record 41 sacks and ranks in the top-five in FCS history.

PERSONAL

- Played linebacker and tight end at Kinston. Was an all-conference selection on defense.
- Also played basketball. As a senior, Vikings were 26-4 and won the NCHSAA 2A Championship by defeating Waxhaw Cuthbertson, 58-55 in the finals.
- Parents are John Rivers and Mary Leinonen.
- Derek and wife, Lauren, and welcomed a son, Luke, in the 2019 offseason.
- Majored in business at Youngstown State.

DEREK RIVERS STATISTICS

POS: DE HT: 6-5 WT: 250 LBS YEAR: 4TH ACQ: D3a-17 (83RD) COLLEGE: YOUNGSTOWN STATE BORN: 5/9/94

REGULAR SEASON DEFENSIVE STATISTICS

			TACKLES					INTERCEPTIONS						MISCELLANEOUS				
Year	Team	G/S	TT	UT	A	S	YDS	NO	YDS	AVG	LG	TD	PD	FF	FR	YDS	TD	SPT
2017	Patriots	0/0	Injured Reserve															
2018	Patriots	6/0	2	2	0	1.0	10.0	0	0	0.0	0	0	0	0	0	0	0	0
2019	Patriots	0/0	Injured Reserve															
2020	Patriots	1/0	1	1	0	1.0	9.0	0	0	0.0	0	0	0	0	0	0	0	0
Totals – 4 Years		**7/0**	**3**	**3**	**0**	**2.0**	**19.0**	**0**	**0**	**0.0**	**0**	**0**	**0**	**0**	**0**	**0**	**0**	**0**

POSTSEASON DEFENSIVE STATISTICS

			TACKLES					INTERCEPTIONS						MISCELLANEOUS				
Year	Team	G/S	TT	UT	A	S	YDS	NO	YDS	AVG	LG	TD	PD	FF	FR	YDS	TD	SPT
2017	Patriots	0/0	Injured Reserve															
2018	Patriots	1/0	0	0	0	0.0	0.0	0	0	0.0	0	0	0	0	0	0	0	0
2019	Patriots	0/0	Injured Reserve															
Totals – 3 Years		**1/0**	**0**	**0**	**0**	**0.0**	**0.0**	**0**	**0**	**0.0**	**0**	**0**	**0**	**0**	**0**	**0**	**0**	**0**

RIVERS' CAREER GAME-BY-GAME

2017 Season: Injured Reserve

2018		OPPONENT	P/S	TT	UT	A	S	YDS	INT	YDS	PD	FF	FR	SPT
09/09		Houston	Inactive											
09/16	at	Jacksonville	Inactive											
09/23	at	Detroit	p	0	0	0	-	-	-	-	-	-	-	-
09/30		Miami	Inactive											
10/04		Indianapolis	Inactive											
10/14		Kansas City	p	0	0	0	-	-	-	-	-	-	-	-
10/21	at	Chicago	p	1	1	0	-	-	-	-	-	-	-	-
10/29	at	Buffalo	p	0	0	0	-	-	-	-	-	-	-	-
11/04		Green Bay	p	0	0	0	-	-	-	-	-	-	-	-
11/11	at	Tennessee	Inactive											
11/25	at	N.Y. Jets	Inactive											
12/02		Minnesota	Inactive											
12/09	at	Miami	Inactive											
12/16	at	Pittsburgh	Inactive											
12/23		Buffalo	Inactive											
12/30		N.Y. Jets	p	1	1	0	1.0	10.0	0	0	0	0	0	0
2018 Totals			**6/0**	**2**	**2**	**0**	**1.0**	**10.0**	**0**	**0**	**0**	**0**	**0**	**0**
01/13		L.A. Chargers	p	0	0	0	0	0.0	0	0	0	0	0	0
01/20	at	Kansas City	Did Not Play											
02/03		L.A. Rams	Inactive											
2018 Postseason			**1/0**	**0**	**0**	**0**	**0.0**	**0.0**	**0**	**0**	**0**	**0**	**0**	**0**

2019 Season: Injured Reserve

JOHN SIMON

55 | DEFENSIVE END

HT: 6-2 | **WT:** 260 | **Born:** 10/14/1990 | **Exp. (NFL/Patriots):** 8/3
GP/GS (Playoffs): 82/37 (5/2) | **Acq:** FA-18
College: Ohio State | **Hometown:** Youngstown, Ohio

SUPER BOWLS: 18

CAREER TRANSACTIONS

John Simon was signed by the New England Patriots as a free agent on Sept. 26, 2018 … Originally drafted by Baltimore in the fourth round (129th overall) of the 2013 NFL Draft … Released by Baltimore (8/30/14) … Signed by Baltimore to the practice squad (8/31/14) … Signed by Houston to the 53-man roster from the Baltimore practice squad (10/7/14) … Signed by Indianapolis as an unrestricted free agent from Houston (3/10/17) … Released by Indianapolis (9/1/18).

SEASONAL REVIEWS

2020 (1/1)

- Started at defensive end in the season-opening win vs. Miami (9/13) and made four tackles.

2019 (16/12, 1/1)

- Played all 16 regular-season games with 12 starts and totaled 43 tackles, four sacks, one interception, four passes defensed, one forced fumble as part of a defense that finished No. 1 in the NFL in total defense (275.9 yards per game) and scoring (14.1 points allowed per game). Also made one special teams tackle.
- Started along the defensive line and registered five tackles in the AFC Wild Card Playoff vs. Tennessee (1/4).
- Contributed in a reserve role on defense and finished with one tackle while adding a sack and a pass defensed in the victory at Miami (9/15).
- Started and contributed with five tackles, a pass defensed and a sack of QB Josh Allen for a 5-yard loss in the win at Buffalo (9/29).
- Started and contributed with two tackles, a pass defensed and an interception in the win vs. N.Y. Giants (10/10).
- Played as a key reserve, recording three tackles, one sack and one forced fumble in the win at N.Y. Jets (10/21).
- Registered three tackles with one sack in the win vs. Buffalo (12/21).

2018 (11/2, 3/1)

- Went to training camp with Indianapolis but was released prior to the start of the regular season.
- Appeared in 11 regular-season games with two starts on the defensive line, and finished with 17 total tackles and two sacks for a combined loss of 18 yards after joining the Patriots in late September.
- Contributed in all three postseason contests, making one start, and finished with four tackles and a half-sack of QB Patrick Mahomes in the AFC Championship victory at Kansas City (1/20).
- Made his first appearance as a Patriot after being signed earlier in the week and contributed on defense with five total tackles and recorded a 10-yard sack of QB Ryan Tannehill in the fourth quarter of the win vs. Miami (9/30).
- Made his first start as a Patriot after missing two games due to injury and contributed with two tackles during the victory at Buffalo (10/29).
- Contributed in a reserve role on defense, making one tackle and adding a fourth-quarter sack of QB Ryan Tannehill for an 8-yard loss at Miami (12/9).
- Made two tackles in a reserve role on defense in the AFC Divisional Playoff win vs. L.A. Chargers (1/13).
- Contributed in a reserve role on defense and added one pass defense in the Super Bowl LIII victory vs. the L.A. Rams (2/3).

2017 (9/9 – INDIANAPOLIS)

- Started nine games for the Colts, recording 27 tackles, three sacks and one interception returned for a touchdown.
- Placed on injured reserve on Dec. 5.
- Made the start at defensive end vs. Arizona (9/17) and recorded five tackles and one sack.
- Notched one sack for the second consecutive game in the win vs. Cleveland (9/24).
- Recorded one sack, a season-high 11 total tackles and returned an interception for a touchdown at Tennessee (10/16).

2016 (11/5, 0/0 – HOUSTON)

- Played in 11 games, notching a career-high 51 tackles, two passes defensed, 3½ sacks and four tackles for loss.
- Was inactive for both postseason contests.
- Started at defensive end vs. Chicago (9/11) and made six tackles and one sack.
- Recorded 1½ sacks and six total tackles in the win vs. Kansas City (9/18).
- Notched a season-high nine tackles vs. Indianapolis (10/16).
- Made eight tackles in the win vs. Detroit (10/30).
- Started at Jacksonville (11/13) and made one sack, six tackles and two tackles for loss.

2015 (16/8, 1/0 – HOUSTON)

- Played in all 16 games for the only time in his career, recording 49 tackles and a career-high five sacks. Also played a major role on special teams, recording seven tackles and one fumble recovery.

- Appeared in the first postseason contest of his career vs. Kansas City (1/9) and made eight tackles.
- Started at defensive end and recorded four tackles vs. Kansas City (9/13).
- Made six tackles and one sack in a reserve role at Miami (10/25).
- Matched his season-high with six tackles vs. Tennessee (11/1).
- Recorded two tackles and one sack at Indianapolis (12/20).

2014 (11/0 – HOUSTON)

- Began the season on Baltimore's practice squad before being signed by Houston and appeared in 11 games, recording nine tackles, one pass defensed and 1.5 sacks. Also added six special teams tackles.
- Notched one sack and two tackles in his season debut vs. Indianapolis (10/9).
- Added one tackle and a half-sack vs. Philadelphia (11/2).
- Made a season-high three tackles vs. Tennessee (11/30).

2013 (7/0 – BALTIMORE)

- Appeared in seven games in a special teams role and made four special teams tackles.
- Made his NFL debut vs. Cleveland (9/15) and recorded a special teams tackle.
- Ended his rookie season vs. New England (12/22) and made a special teams tackle.

COLLEGE

- Played in 50 career games with 37 starts at Ohio State, totaling 154 tackles, 20½ sacks and 10 passes defensed.
- Named the Big Ten Defensive Player of the Year in 2012 following his senior season.
- Became just the eighth player in school history to be named a two-time captain.

PERSONAL

- Played at Cardinal Mooney High School and was a two-time all-state honoree.
- Northeast Ohio's defensive player of the year after a senior season where he notched 148 tackles, 11 sacks and three forced fumbles.
- Helped lead Cardinal Mooney to three state title games and a regional semifinals appearance.
- Married to wife, Brittany, and has two sons.

JOHN SIMON STATISTICS

POS: DE HT: 6-2 WT: 260 LBS YEAR: 8TH ACQ: FA-18 COLLEGE: OHIO STATE BORN: 10/14/90

REGULAR SEASON DEFENSIVE STATISTICS

			TACKLES					INTERCEPTIONS						MISCELLANEOUS				
Year	Team	G/S	TT	UT	A	S	YDS	NO	YDS	AVG	LG	TD	PD	FF	FR	YDS	TD	SPT
2013	Ravens	7/0	0	0	0	0.0	0.0	0	0	0.0	0	0	0	0	0	0	0	4
2014	Texans	11/0	9	4	5	1.5	5.0	0	0	0.0	0	0	1	0	0	0	0	3
2015	Texans	16/8	49	36	13	5.0	28.0	0	0	0.0	0	0	0	0	1	0	0	3
2016	Texans	11/5	51	32	19	3.5	19.0	0	0	0.0	0	0	2	1	0	0	0	0
2017	Colts	9/9	42	27	15	3.0	15.0	1	26	26.0	26t	1	1	0	0	0	0	1
2018	Patriots	11/2	17	8	9	2.0	18.0	0	0	0.0	0	0	0	0	0	0	0	0
2019	Patriots	16/12	43	28	15	4.0	24.0	1	6	6.0	6	0	4	1	0	0	0	1
2020	Patriots	1/1	4	2	2	0.0	0.0	0	0	0.0	0	0	0	0	0	0	0	0
Totals – 8 Years		**82/37**	**215**	**137**	**78**	**19.0**	**109.0**	**2**	**32**	**16.0**	**26t**	**1**	**8**	**2**	**1**	**0**	**0**	**12**

POSTSEASON DEFENSIVE STATISTICS

			TACKLES					INTERCEPTIONS						MISCELLANEOUS				
Year	Team	G/S	TT	UT	A	S	YDS	NO	YDS	AVG	LG	TD	PD	FF	FR	YDS	TD	SPT
2015	Texans	1/0	8	5	3	0.0	0.0	0	0	0.0	0	0	0	0	0	0	0	0
2018	Patriots	3/1	4	1	3	0.5	1.5	0	0	0.0	0	0	1	0	0	0	0	0
2019	Patriots	1/1	5	4	1	0.0	0.0	0	0	0.0	0	0	0	0	0	0	0	0
Totals – 3 Years		**5/2**	**17**	**10**	**7**	**0.5**	**1.5**	**0**	**0**	**0.0**	**0**	**0**	**1**	**0**	**0**	**0**	**0**	**0**

MATTHEW SLATER

18 | WIDE RECEIVER

HT: 6-0 | **WT:** 205 | **Born:** 9/9/1985 | **Exp. (NFL/Patriots):** 13/13
GP/GS (Playoffs): 174/3 (24/1) | **Acq:** D5-08 (153rd)
College: UCLA | **Hometown:** Anaheim, Calif.

PRO BOWLS: 11, 12, 13, 14, 15, 16, 17, 19 **SUPER BOWLS:** 14, 16, 18

CAREER TRANSACTIONS

Matthew Slater was re-signed by New England as an unrestricted free agent on March 21, 2018 ... Originally drafted by the New England Patriots in the fifth round (153rd overall) of the 2008 NFL Draft.

CAREER HIGHLIGHTS

- Three-time Super Bowl champion.
- Joins Tom Brady and Patrick Chung as the only players in NFL history to play in 11 consecutive postseasons (2009-19).
- Named to his eighth career Pro Bowl as a special teams player in 2019, surpassing the seven by Steve Tasker (1987, 90-95) for the most special teams Pro Bowl honors in NFL history.
- Selected to the New England Patriots 2010s All-Decade Team as a special teamer.
- Named to seven straight Pro Bowls from 2011 to 2017 as a special teams player.
- Named to the Associated Press All-Pro: First Team for the second time in his career in 2019. His first selection came in 2016. Also earned Associated Press All-Pro: Second Team honors in 2017.
- Named AFC Special Teams Player of the Week for his performance vs. Dallas (11/24) in Week 12 of the 2019 season, when he recorded his first career punt block.
- Elected special teams captain by teammates from for 10 straight seasons from 2011-19.
- Has played wide receiver, safety and a major role on special teams in his 12 NFL seasons.
- Led the team in special teams tackles three straight seasons: 21 in 2010, 17 in 2011, 20 in 2012. Missed four games due to injury in 2013 and still finished second on the team with 14 special teams tackles, just one behind the team leader. Again led the team with 14 special teams tackles in 2014 and 17 in 2015. Has led the team in this category in six of his first 11 seasons.
- Has finished with double-digit special teams tackles in nine of his 12 total seasons in the NFL.
- Moved past Larry Izzo (17) to become the Patriots all-time leader in postseason special teams tackles with 21.

SEASONAL REVIEWS

2020 (0/0)

- Elected special teams captain by his teammates for the 10th consecutive season.
- Played on all special teams units in the season-opener vs. Miami (9/13) and made one tackle. Also appeared on offense for the final kneeldown play of the game.

EXTRA POINTS

- Matthew has been active in various children's ministry programs at his hometown church and he hopes to pursue seminary study in his post-football career.
- Matthew and his father, Jackie Slater, who enjoyed a 20-year career as an offensive tackle with the Rams organization, share a unique bond as father and son as well as two accomplished NFL players.

VIDEO FEATURE

- Matthew and his father, Jackie, found themselves at odds prior to the Super Bowl LIII matchup between Matthew's Patriots and Jackie's Rams in this feature.

2019 (16/0, 1/0)

- Elected special teams captain by his teammates for the ninth consecutive season.
- Named to his eighth career Pro Bowl as a special teams player and surpassed the seven by Steve Tasker (1987, 90-95) for the most special teams Pro Bowl honors in NFL history.
- Named Associated Press All-Pro: First Team for the second time in his career.
- Selected as a member of the *PFWA* All-NFL and All-AFC teams for his role on special teams.
- Played in all 16 regular-season games as prominent member across special teams units and finished with 10 tackles. Also recovered a fumble, blocked a punt and scored his first career touchdown on a blocked punt return.
- Provided key contributions on special teams and made one special teams tackle in the AFC Wild Card loss vs. Tennessee (1/4).
- Contributed mostly on special teams with two special teams tackles while also seeing four snaps offensively in a blocking role during goal-line situations in the win at Miami (9/15).
- Contributed mostly on special teams during the win vs. N.Y. Jets (9/22), including downing a fourth-quarter punt on the 1-yard line.
- Scored his first career touchdown when he returned a blocked punt by DB J.C. Jackson 11 yards for a touchdown in the victory at Buffalo (9/29). Also added a special teams tackle.
- Played as a key special teams contributor, making one special teams tackle and recovering a muffed punt fumble

SPECIAL TEAMS LEADER

Matthew Slater became the Patriots all-time leader in postseason special teams tackles after finishing with two tackles in the 2018 Divisional Playoff vs. the Los Angeles Chargers (01/13/19).

PATRIOTS ALL-TIME LEADING POSTSEASON SPECIAL TEAMS TACKLERS

Player	*Special Teams Tackles*
Matthew Slater	**21**
Larry Izzo	17
Eric Alexander	13
Matt Chatham	13
Je'Rod Cherry	12

in the win at N.Y. Jets (10/21).

- Played on special teams and blocked his first career punt that was recovered by DB Nate Ebner at the Dallas 12-yard line to help set up the Patriots only touchdown in the win vs. Dallas (11/24). Named AFC Special Teams Player of the Week for his performance in the game. His Player of the Week honor marked the first of his career.
- Made a season-high two special teams tackles in the loss vs. Kansas City (12/8).
- Made one special teams tackle in the win at Cincinnati (12/15). Also influenced a muffed punt in the second quarter that was recovered by Justin Bethel and set up a Patriots field goal.

2018 (16/0, 3/0)

- Elected special teams captain by his teammates for the eighth consecutive season.
- Played in all 16 regular-season games as prominent member across special teams units and finished with 11 tackles.
- Appeared in all three postseason contests and notched three special teams tackles.
- Contributed on special teams with one special teams tackle in the season-opening victory vs. Houston (9/9), one special teams tackle at Jacksonville (9/16) and one at Detroit (9/23).
- Contributed mostly on special teams while also appearing on offense during the final kneel-downs of the victory at Buffalo (10/29).
- Appeared on offense during a goal line situation but contributed mostly on special teams where he finished with two special teams tackles in the win vs. Green Bay (11/4).
- Contributed on special teams with two special teams tackles in the win vs. Buffalo (12/23). Also had a partially-blocked punt late in the fourth quarter.
- Made two special teams tackles, becoming the Patriots all-time leader in postseason special teams tackles, during the victory vs. L.A. Chargers in the AFC Divisional Playoff (1/13).
- Made one tackle on special teams in the Super Bowl LIII victory vs. the Los Angeles Rams (2/3) and also downed a third quarter punt on the Rams' 2-yard line. Was a key special teams contributor in a game that featured 14 total punts, as field position became an integral part of the lowest scoring Super Bowl of all-time in the Patriots 13-3 victory.

2017 (9/0, 3/0)

- Elected special teams captain by his teammates for the seventh consecutive season.
- Was voted to the Pro Bowl as a special teamer for the seventh straight year, matching Steve Tasker (1987, 90-95) for most special teams Pro Bowl honors in NFL history. Became the only special teamer to earn seven consecutive Pro Bowl honors.
- Named to the Associated Press All-Pro: Second Team and the Pro Football Writers Association All-AFC Team as a special teamer.
- Played in nine regular-season games as a reserve, appearing mostly on special teams and made seven tackles.
- Appeared in all three playoff contests as a reserve and posted two special teams tackles.
- Was inactive for seven games due to injury.
- Made his first appearance of the season after returning from injury and contributed on special teams in the victory at Tampa Bay (10/5).
- Contributed on special teams with two tackles in the win at Denver (11/12).
- Appeared on offense for the final kneel downs of the game and contributed on special teams with a special teams tackle in the Divisional Playoff victory vs. Tennessee (1/13).
- Contributed on special teams with tackle in the AFC Championship victory vs. Jacksonville (1/21).

2016 (13/0, 3/0)

- Elected special teams captain by his teammates for the

PRO BOWLS A FAMILY AFFAIR

Matthew Slater was voted to his seventh straight Pro Bowl in 2017. His father, Jackie Slater, went to seven Pro Bowls. The Slater family's 15 combined Pro Bowls are the second most among father-son contingents to have been voted to at least one Pro Bowl each.

MOST FATHER AND SON PRO BOWL SELECTIONS

Players	*Pro Bowls*
Archie (2), Peyton (14) and Eli Manning (3)	19
Jackie (7) and Matthew Slater (8)	**15**

HALL OF FAME FATHER

Matthew Slater is one of 10 sons of Hall of Fame members to be drafted in NFL history.

HALL OF FAME FATHERS WITH SONS DRAFTED IN THE NFL

Jackie Slater (class of 2001) – son, Matthew Slater (NE)

Bobby Bell (class of 1983) – son, Bobby Bell (NYJ)

Tony Dorsett (class of 1994) – son, Anthony Dorsett (HOU)

Bob Griese (class of 1990) – son, Brian Griese (DEN)

Russ Grimm (class of 2010) – son, Cody Grimm (TB)

Howie Long (class of 2000) – son, Chris Long (STL)
son, Kyle Long (CHI)

Bruce Matthews (class of 2007) – son, Jake Matthews (ATL)

Don Shula (class of 1997) – son, Mike Shula (TB)

Kellen Winslow (class of 1995) – son, Kellen Winslow (CLE)

sixth consecutive season.

- Was voted to the Pro Bowl for the sixth straight year as a special teamer and named to the Associated Press All Pro: First Team for the first time in his career.
- Played in 13 regular-season games, mainly on special teams and made six tackles. Had one rushing attempt for five yards and returned three kickoffs for 52 yards.
- Appeared in all three playoff games and made two special teams tackles.
- Was inactive due to injury in the win at N.Y. Jets (11/27), vs. Los Angeles (12/4) and vs. N.Y. Jets (12/24).
- Registered a season-high two special teams tackles vs. Buffalo (10/2).
- Recorded the second rushing attempt of his career and his first since 2009 on a five-yard run in the win at Cleveland (10/9).
- Totaled two special teams tackles in the Divisional Playoff win vs. Houston (1/14).
- Was a key contributor on special teams during the team's victory over Atlanta in Super Bowl LI (2/5).

2015 (16/0, 2/0)

- Elected special teams captain by his teammates for the fifth consecutive season.
- Was voted to the Pro Bowl for the fifth straight year as a special teamer.
- Played primarily on special teams in all 16 regular-season games and led the Patriots with 17 special teams tackles.
- Played in both playoff contests and made one special teams tackle.
- Continued to see limited action on offense while contributing heavily on special teams. Also posted one defensive tackle on a fake punt in the win vs. Jacksonville (9/27).
- Saw limited action on offense and recorded a season-high four special teams tackles in the win vs. Washington (11/8).
- Contributed on special teams and recorded two special teams tackles in the win at N.Y. Giants (11/15).
- Contributed on special teams, recording one special teams tackle in the AFC Championship at Denver (1/24).

2014 (16/0, 3/0)

- Elected special teams captain by his teammates for the fourth consecutive season.
- Was voted to the Pro Bowl for the fourth straight year as a special teamer.
- Elected to the Pro Football Writer's Association All-NFL Team.
- Played primarily on special teams in all 16 regular-season games and led the Patriots with 14 special teams tackles. Also returned two kickoffs for 44 yards.
- Played in all three playoff games and made two special teams tackles.
- Led the team with three special teams stops in the win vs. Oakland (9/21), including a tackle on PR T.J. Carrie for a 1-yard loss on a punt return. Also returned his first kickoff of the season for 26 yards.
- Led the team with three special teams tackles at Kansas City (9/29), helping to limit PR Frankie Hammond to 3 yards on two returns.
- Made two solo special teams tackles in the win vs. Cincinnati (10/5), bringing his career total to 100 tackles on special teams.
- Led the team with two special teams tackles in the win at N.Y. Jets (12/21).
- Recorded one special teams tackle in the Super Bowl XLIX win vs. Seattle (2/1). Was also on the field for the final two kneel down plays.

2013 (12/0, 2/1)

- Elected special teams captain by his teammates for the third consecutive season.
- Elected to the Pro Bowl for the third straight year as a special teamer.
- Played in 12 regular-season games and finished second on the team with 14 special teams tackles. Also returned two kickoffs for 10 yards.
- Played in both playoff contests and made one start at wide receiver vs. Indianapolis in the Divisional Playoff (1/11). Led the team with three special teams tackles.
- Was inactive due to injury vs. Tampa Bay (9/22), at Atlanta (9/29), at Cincinnati (10/6) and vs. New Orleans (10/13).
- Returned to action at N.Y. Jets (10/20) after missing four games with an injury and made one special teams tackle.
- Made his first career postseason start at wide receiver vs. Indianapolis (1/11) and notched two special teams tackles.

2012 (16/0, 2/0)

- Elected special teams captain by his teammates for the second consecutive season.
- Elected to his second straight Pro Bowl as a special teams player.
- Played in all 16 regular-season games and both playoff games and led the team with 20 special teams tackles. Also compiled two kickoff returns for 39 yards in the regular season and one kickoff return for 19 yards in the playoffs.

HONORS & AWARDS

2019: Team Captain, Pro Bowl, Associated Press All-Pro: First Team, PFWA All-NFL Team, PFWA All-AFC Team, AFC Special Teams Player of the Week (Wk. 12)

2018: Team Captain

2017: Team Captain, Pro Bowl, Associated Press All-Pro: Second Team, PFWA All-AFC Team

2016: Team Captain, Bart Starr Award Winner, Pro Bowl, Associated Press All-Pro: First Team, PFWA All-NFL Team, PFWA All-AFC Team

2015: Team Captain, Pro Bowl

2014: Team Captain, Pro Bowl, Pro Football Writer's Association All-NFL Team

2013: Team Captain, Pro Bowl, Pro Football Writer's Association All-NFL Team

2012: Team Captain, Pro Bowl

2011: Team Captain, Pro Bowl

- Made three special teams tackles in the win at Miami (12/2), including one on the Dolphins' first drive when Miami muffed a punt and Slater made the stop deep in the Dolphins territory.

2011 (16/3, 3/0)

- Elected special teams captain by his teammates for the first time.
- Earned his first career Pro Bowl invitation as a special teams player.
- Appeared in all 16 regular-season games and made three starts on defense at safety. Finished with 10 tackles, a team-high 17 special teams tackles, one forced fumble and registered one reception for 46 yards on offense.
- Appeared in all three postseason games, primarily on special teams and made one tackle.
- Recorded his first NFL reception, a 46-yard pass from Tom Brady in the first quarter at Miami (9/12). Also made one special teams tackle and returned a kickoff 22 yards.
- Made his first career start vs. Indianapolis (12/4), opening the game at safety and making seven tackles and forcing a fumble that the Patriots recovered, leading to a touchdown in the win.
- Also started at safety at Washington (12/11) and at Denver (12/18).

2010 (15/0, 1/0)

- Played in 15 regular-season games and the playoff game and finished the season with a career-high and team-leading 21 tackles on special teams.
- Saw time at wide receiver as well as on special teams (two tackles) against the Bills (9/26).
- Recorded a season-high four special teams tackles against vs. N.Y. Jets (12/6).

2009 (14/0, 1/0)

- Played in 14 regular-season games and finished with 11 kickoff returns for 269 yards, seven special teams tackles and one rushing attempt for 6 yards.
- Played in a reserve role at wide receiver and on special teams coverage units in the postseason game vs. Baltimore (1/10). Had two kickoff returns for 46 yards and one special teams tackle.
- Was inactive for the first two games due to an injury suffered during the preseason.
- Majority of his playing time was on special teams as a kickoff returner and on the kickoff coverage, punt and punt coverage teams.
- Had his first NFL offensive touch at Buffalo (12/20) with a 6-yard gain on an end around in the second quarter.
- Had a career-high 35-yard kickoff return in the regular-season finale at Houston (1/3).

2008 (14/0)

- Played in 14 games and was inactive for two contests, while finishing second on the team with 13 special teams tackles as a rookie.
- Made his NFL debut vs. Kansas City (9/7).
- Led the team in special teams tackles once at Seattle (12/7) and tied for the team lead in special teams tackles twice vs. Kansas City (9/7) and at Oakland (9/14).
- Made one special teams tackle and had one kickoff return for 28 yards vs. Denver (10/20).
- Led the team with three special teams tackles, including two solo stops at Seattle (12/7).
- Tied for the team lead with two special teams tackles at Oakland (12/14).
- Saw action at wide receiver, safety and on special teams coverage and return units vs. Arizona (12/21).

COLLEGE

- Played at UCLA for four seasons from 2004-07 after redshirting in 2003.
- In 2007, was named to the first-team All-Pac-10 conference team as a kick returner and named to SI.com's All-America Team as a kick returner.
- Slater's three touchdowns in 2007 set new UCLA and Pac-10 records for kickoff return touchdowns in a season and a career.
- He tied for the national lead with three touchdowns on kickoff returns in 2007.
- His average of 29.0 is the highest in UCLA history among players with at least 20 kickoff returns in a season.
- He appeared in all 13 games as a junior in 2006 and excelled on kick coverage.
- As a reserve wide receiver in 2005, he saw action in two games.

PERSONAL

- Matthew Wilson Slater was born the son of Jackie and Annie Slater on Sept. 9, 1985.
- Lettered in football for two seasons at Servite High School in Anaheim, California.
- As a senior, he caught 39 passes for 707 yards and five touchdowns.
- A standout performer in track, finishing second (tied) at the CIF State meet in the 100m (10.67) and fourth in the 200m (21.39).
- His father is a former Los Angeles Ram and NFL Hall of Fame offensive lineman.
- Has one brother, David.
- Enjoys participating in children's ministries with his church in his spare time.
- Was an honor roll student at UCLA and majored in political science.
- Matthew and his wife, Shahrzad, have two sons, Jeremiah and Noah, and a daughter, Hannah.

MATTHEW SLATER **STATISTICS**

POS: WR HT: 6-0 WT: 205 LBS YEAR: 13TH ACQ: D5-08 (153RD) COLLEGE: UCLA BORN: 9/9/85

REGULAR SEASON OFFENSIVE STATISTICS

			RECEIVING					*KICK RETURNS*				*SPECIAL TEAMS TACKLES*	
Year	*Team*	*G/S*	*NO*	*YDS*	*AVG*	*LG*	*TD*	*NO*	*YDS*	*AVG*	*LG*	*TD*	*NO*
2008	Patriots	14/0	0	0	0.0	0	0	11	155	14.1	31	0	13
2009	Patriots	14/0	0	0	0.0	0	0	11	269	24.5	35	0	7
2010	Patriots	15/0	0	0	0.0	0	0	0	0	0.0	0	0	21
2011	Patriots	16/3	1	46	46.0	46	0	4	68	17.0	22	0	17
2012	Patriots	16/0	0	0	0.0	0	0	2	39	19.5	20	0	20
2013	Patriots	12/0	0	0	0.0	0	0	2	10	5.0	10	0	14
2014	Patriots	16/0	0	0	0.0	0	0	2	44	22.0	26	0	14
2015	Patriots	16/0	0	0	0.0	0	0	0	0	0.0	0	0	17
2016	Patriots	13/0	0	0	0.0	0	0	3	52	17.0	15	0	6
2017	Patriots	9/0	0	0	0.0	0	0	0	0	0.0	0	0	7
2018	Patriots	16/0	0	0	0.0	0	0	0	0	0.0	0	0	11
2019	Patriots	16/0	0	0	0.0	0	0	0	0	0.0	0	0	10
2020	Patriots	1/0	0	0	0.0	0	0	0	0	0.0	0	0	1
Totals –13 Years		**174/3**	**1**	**46**	**46.0**	**46**	**0**	**35**	**637**	**18.2**	**35**	**0**	**158**

Additional Statistics: 11 Defensive Tackles: 1 Forced Fumble vs. Indianapolis (12/4/11). Rushes: 2 for 11 yards. 1 Return Touchdown on Blocked Punt at Buffalo (9/29/19). 1 Fumble Recovery at N.Y. Jets (10/21/19); 1 Blocked Punt vs. Dallas (11/24/19).

POSTSEASON OFFENSIVE STATISTICS

			RECEIVING					*KICK RETURNS*				*SPECIAL TEAMS TACKLES*	
Year	*Team*	*G/S*	*NO*	*YDS*	*AVG*	*LG*	*TD*	*NO*	*YDS*	*AVG*	*LG*	*TD*	*NO*
2009	Patriots	1/0	0	0	0.0	0	0	2	46	23.0	26	0	1
2010	Patriots	1/0	0	0	0.0	0	0	0	0	0.0	0	0	1
2011	Patriots	3/0	0	0	0.0	0	0	0	0	0.0	0	0	4
2012	Patriots	2/0	0	0	0.0	0	0	1	19	19.0	19	0	1
2013	Patriots	2/1	0	0	0.0	0	0	0	0	0.0	0	0	3
2014	Patriots	3/0	0	0	0.0	0	0	0	0	0.0	0	0	2
2015	Patriots	2/0	0	0	0.0	0	0	0	0	0.0	0	0	1
2016	Patriots	3/0	0	0	0.0	0	0	0	0	0.0	0	0	2
2017	Patriots	3/0	0	0	0.0	0	0	0	0	0.0	0	0	2
2018	Patriots	3/0	0	0	0.0	0	0	0	0	0.0	0	0	3
2019	Patriots	1/0	0	0	0.0	0	0	0	0	0.0	0	0	1
Totals –11 Years		**24/1**	**0**	**0**	**0.0**	**0**	**0**	**3**	**65**	**21.7**	**26**	**0**	**21**

JARRETT **STIDHAM**

4 | QUARTERBACK

HT: 6-3 | **WT:** 215 | **Born:** 8/8/1996 | **Exp. (NFL/Patriots):** 2/2
GP/GS (Playoffs): 3/0 (0/0) | **Acq:** D4b-19 (133rd)
College: Auburn | **Hometown:** Stephenville, Texas

PRONOUNCED STID-um

CAREER TRANSACTIONS

Jarrett Stidham was drafted by the New England Patriots in the fourth round (133rd overall) of the 2019 NFL Draft.

SEASONAL REVIEWS

2020 (0/0)

- Was inactive for the season opener vs. Miami (9/13).

2019 (3/0, 0/0)

- Served as backup quarterback to Tom Brady and saw action in three games as a reserve.
- Made his NFL debut late in the victory vs. the N.Y. Jets (9/22) and completed 2-of-3 passes for 14 yards and an interception. Completed first NFL pass on an 11-yard completion to WR Phillip Dorsett II in the fourth quarter.
- Appeared for the final offensive series of the win at Washington (10/6) and attempted one pass.

COLLEGE

- Career totals at Auburn: 470-739 (63.6) for 5,952 yards passing, 36 touchdowns and 11 interceptions.
- Posted five 300-yard passing games at Auburn and 17 200-yard passing games.
- Holds the Auburn record with 162 pass attempts without an interception.

EXTRA POINTS

- Jarrett Stidham and Patriots RB Damien Harris were youth football teammates for one season and went undefeated in the Madison County (Ky.) Youth Football League in 2003. Stidham then moved to Texas but the duo stayed in touch over the years and even competed against one another in college before both were drafted by the Patriots in 2019.

- Team captain as a senior.
- Was a student at McLennan Community College during the fall of 2016.
- Played the 2015 season at Baylor, where he was 75-109 passing for 1,265 yards and 12 TD as a true freshman.

PERSONAL

- Registered career passing totals of 6,516 yards and 80 TD; career rushing of 1,790 yards and 29 scores at Stephenville (Texas) High School.
- Earned all-district honors in basketball and also ran track.
- Received his bachelor's degree from the College of Liberal Arts.
- Married to wife, Kennedy.

JARRETT STIDHAM **STATISTICS**

POS: QB HT: 6-3 WT: 215 LBS YEAR: 2ND ACQ: D4b-19 (133RD) COLLEGE: AUBURN BORN: 8/8/96

REGULAR SEASON STATISTICS

			PASSING						RUSHING			
Year	*Team*	*G/S*	*CMP*	*ATT*	*TD*	*YDS*	*INT*	*LG*	*ATT*	*YDS*	*TD*	*LG*
2019	Patriots	3/0	2	4	0	14	1	0	2	-2	0	-1
2020	Patriots	0/0	0	0	0	0	0	0	0	0	0	0
Totals:	**1 Year**	**3/0**	**2**	**4**	**0**	**14**	**1**	**0**	**2**	**-2**	**0**	**-1**

POSTSEASON STATISTICS

			PASSING						RUSHING			
Year	*Team*	*G/S*	*CMP*	*ATT*	*TD*	*YDS*	*INT*	*LG*	*ATT*	*YDS*	*TD*	*LG*
2019	Patriots	0/0	0	0	0	0	0	0	0	0	0	0
Totals:	**1 Year**	**0/0**	**0**	**0**	**0**	**0**	**0**	**0**	**0**	**0**	**0**	**0**

J.J. TAYLOR

42 | RUNNING BACK

HT: 5-6 | **WT:** 185 | **Born:** 1/4/1998 | **Exp. (NFL/Patriots):** Rookie
GP/GS (Playoffs): 1/0 (0/0) | **Acq:** FA-20
College: Arizona | **Hometown:** Corona, Calif.

PLAYERS

CAREER TRANSACTIONS

J.J. Taylor was signed by the New England Patriots to the 53-man roster from the practice squad on Sept. 8, 2020 ... Originally signed by New England as a rookie free agent (5/5/20) ... Released by New England (9/5/20) ... Signed by New England to the practice squad (9/6/20).

2020 (1/0)

- Made his NFL debut in the season-opening win over Miami (9/13), posting four rushing attempts for 28 yards and caught one pass for 4 yards.

COLLEGE

- Ran for 3,263 yards with 18 touchdowns, caught 62 passes for 487 yards with two touchdowns and returned 41 kicks for 988 yards with one touchdown during his career at Arizona.
- Ran for 721 yards with five touchdowns and caught 32 passes for 289 yards as a redshirt junior in 2019.
- Named a third-team All-American by the Associated Press as an all-purpose player in 2018. Was also an All-Pac-12 First Team selection at running back. Started all 12 games and rushed for 1,434 yards, which was fourth-most in Arizona single-season history and ranked No. 7 in FBS.
- Named Pac-12 Co-Offensive Freshman of the Year in 2017. Played in 13 games and totaled 847 rushing yards and scored seven touchdowns, including five rushing and two receiving.
- Played in four games with one start as a true freshman before suffering an injury and missing the rest of the season. Totaled 261 yards and two scores on 38 carries.

PERSONAL

- Son of Joseph and Latrese Taylor.
- Has three brothers, Jovon, Andrey and Andrew and two sisters, Janae and Starr.
- Gained 2,290 and 44 touchdowns as a senior, earning California All-Inland First Team honors.
- Majored in literacy, learning & leadership at Arizona.

J.J. TAYLOR STATISTICS

POS: RB HT: 5-6 WT: 185 LBS YEAR: ROOKIE ACQ: FA-20 COLLEGE: ARIZONA BORN: 1/4/98

REGULAR SEASON OFFENSIVE STATISTICS

			RUSHING					RECEIVING				
Year	*Team*	*G/S*	*NO*	*YDS*	*AVG*	*LG*	*TD*	*NO*	*YDS*	*AVG*	*LG*	*TD*
2020	Patriots	1/0	4	28	7.0	11	0	1	4	4.0	4	0
Totals – 1 Year		**8/6**	**4**	**28**	**7.0**	**11**	**0**	**1**	**4**	**4.0**	**4**	**0**



JOE THUNEY

62 | OFFENSIVE LINE

HT: 6-5 | **WT:** 308 | **Born:** 11/18/1992 | **Exp. (NFL/Patriots):** 5/5
GP/GS (Playoffs): 65/65 (10/10) | **Acq:** D3a-16 (78th)
College: North Carolina State | **Hometown:** Centerville, Ohio

SUPER BOWLS: 16, 18

PRONOUNCED TOO-nee

CAREER TRANSACTIONS

Joe Thuney was named franchise player by the New England Patriots and signed his tender on March 20, 2020 ... Originally drafted by New England in the third round (78th overall) of the 2016 NFL Draft.

CAREER HIGHLIGHTS

- Became the first player in NFL history to start in the Super Bowl in each of his first three seasons in the NFL, starting at left guard in Super Bowls LI, LII and LIII.
- Selected to the New England Patriots 2010s All-Decade Team at guard.
- Named a member of the Associated Press All-Pro Second Team for his performance in 2019.
- Starter at left guard in every game over the past four seasons for an offense that finished in the top-10 in total offense three consecutive seasons (2018-fifth; 2017-first, 2016-fourth).
- No player has registered more offensive snaps than Thuney since he entered the league in 2016. Thuney has played over 4,500 snaps from 2016-20, followed by Eagles center Jason Kelce and Buccaneers left tackle Donovan Smith.

SEASONAL REVIEWS

2020 (1/1)

- Started at left guard as part of an offensive line that helped pave the way for 217 yards rushing in the season-opening win vs. Miami (9/13).

2019 (16/16, 1/1)

- Named Associated Press All-Pro Second Team.
- Started all 16 regular-season games and the AFC Wild Card Playoff vs. Tennessee (1/4) at right guard.
- Started at left guard but switched over to right tackle for the first time in his career following an injury to Marcus Cannon in the season-opening victory vs. Pittsburgh (9/8). Jermaine Eluemunor replaced Thuney at left guard.

EXTRA POINTS

- After earning his degree in accounting while also studying international studies at N.C.. State, Thuney recently completed his master's in business administration through Indiana University's Kelley School of Business. Read more about Joe earning his MBA here.

HONORS & AWARDS

2019: Associated Press All-Pro: Second Team

VIDEO FEATURE

- Get to know more about Joe in this episode of "Tilted."

2018 (16/16, 3/3)

- Started at left guard in all 16 regular season games and played every offensive play.
- Started at left guard in all three postseason contests, including the Super Bowl LIII victory vs. the Los Angeles Rams (2/3).

2017 (16/16, 3/3)

- Started at left guard in all 16 games of the regular season as part of an offense that led the NFL in total offense and passing yards and finished second in scoring.
- Started at left guard in all three postseason contests, including Super Bowl LII vs. Philadelphia (2/4).

2016 (16/16, 3/3)

- Earned a starting position along the offensive line coming out of training camp and started all 16 regular-season games at left guard.
- Started at left guard for all three playoff contests, including Super Bowl LI vs. Atlanta (2/5).
- Made his first career start and NFL debut at left guard in the win at Arizona (9/11).

COLLEGE

- Played in 41 career games along the offensive line at North Carolina State.
- Named a first-team All-American by *USA Today*, the first Wolfpack offensive lineman to earn All-America honors since Outland Trophy winner Jim Ritcher in 1979. Also a first-team All-ACC performer on the media team, he was the first Wolfpack offensive lineman to earn that honor since 2003.
- Started games at four of the five positions on the offensive line: left tackle, left guard, right guard and right tackle.
- Earned Academic All-ACC honors and named to the 2014-15 Academic Honor Roll.
- Did not allow a sack in 589 snaps during 2015 ACC play from his left tackle spot.

PERSONAL

- Was a member of two D4 state championship teams at Archbishop Alter (Ohio) High School.
- Voted Greater Catholic League Lineman of the Year as a senior in 2010.
- Also played basketball, where he started for two years and led his conference in rebounding as a junior.
- Served as president of his senior class in high school.
- Earned his degree from NC State prior to his junior campaign in 2014.

NAJEE TORAN

68 | OFFENSIVE LINE

HT: 6-2 | **WT:** 305 | **Born:** 11/15/1995 | **Exp. (NFL/Patriots):** 1/2
GP/GS (Playoffs): 0/0 (0/0) | **Acq:** FA-19
College: UCLA | **Hometown:** Houston, Texas

PRONOUNCED NAH-ghee TORE-ann

CAREER TRANSACTIONS

Najee Toran was signed by the New England Patriots to the practice squad on Sept. 2, 2019... Originally signed by San Francisco as a rookie free agent (5/1/18) ... Waived by San Francisco (9/1/18)... Signed by San Francisco to the practice squad (9/2/18)... Signed by San Francisco to the 53-man roster from the practice squad (9/12/18)... Waived by San Francisco (10/6/18)... Signed by San Francisco to the practice squad (10/9/18)... Waived by San Francisco (8/31/19).

SEASONAL REVIEWS

2020 (0/0)

- Exercised his Reserve/Opt-Out decision and will not play this season.

2019 (0/0, 0/0 – NEW ENGLAND)

- Went to training camp with San Francisco and was released prior to the start the of the regular season.
- Signed by the Patriots to the practice squad on Sept. 2.

2018 (0/0 – SAN FRANCISCO)

- Began the season on the practice squad before signing to the San Francisco 53-man roster on Sept. 12.
- Inactive for the two games during the season and never saw game action.
- Released on Oct. 6 and finished the season on the San Francisco practice squad.

COLLEGE

- Played in 31 games with 24 starts in four years at UCLA.
- Started all 13 games in 2017, earning All-Pac-12 Honorable Mention honors.
- Played in 11 games with 10 starts in 2016 and played in 6 games along the offensive and defensive lines, as well as contributing on special teams.

PERSONAL

- Attended North Shore High School (Houston, Texas) and helped his team secure a 12-1 record as a senior
- Graduated from UCLA with a degree in sociology, becoming the first member of his family to graduate from college.

JOSH **UCHE**

53 | LINEBACKER

HT: 6-3 | **WT:** 226 | **Born:** 9/18/1998 | **Exp. (NFL/Patriots):** Rookie | **GP/GS (Playoffs):** 0/0 (0/0) | **Acq:** D2b-20 (60th)
College: Michigan | **Hometown:** Miami, Fla.

PRONOUNCED OO-chay

CAREER TRANSACTIONS

Josh Uche was drafted by the New England Patriots in the second round (60th overall) of the 2020 NFL Draft.

SEASONAL REVIEWS

2020 (0/0)

- Was inactive for the season-opener vs. Miami (9/13).

COLLEGE

- Was a three-year letterman at Michigan.
- Earned 2019 All-Big Ten second team honors (coaches) and third-team accolades (media).
- 2019 defensive player of the year as voted on by his teammates.
- Appeared in 40 career games with nine starts at linebackers and recorded 56 tackles, 16½ sacks, one fumble recovery and two passes defensed.
- Started nine games at linebacker and played in all 13 contests. Posted a career-best 35 tackles, 8½ sacks, two passes defensed and one fumble recovery.
- Earned second varsity letter and was All-Big Ten honorable mention (coaches and media) as a junior in 2018. Played in 12 games and registered 15 tackles, seven sacks and one pass breakup.

EXTRA POINTS

- Josh Uche and 2020 sixth-round draft pick OL Michael Onwenu are the sixth and seventh players from Michigan to be drafted by the Patriots under Belichick, joining QB Tom Brady (2000), LB Shawn Crable (2008), P Zoltan Mesko (2010), WR Jeremy Gallon (2014) and DL Chase Winovich (2019).

- Earned first varsity letter as a sophomore in 2017. Played in 10 games and saw action at linebacker in nine contests. Registered three tackles and one sack.

PERSONAL

- Attended the same high school as former Michigan and NFL quarterback Brian Griese.
- Helped lead team to Florida Class 8A state championship game as a junior and senior.
- Tallied 50 tackles and 14 sacks with two forced fumbles as a senior.
- Notched 66 tackles and 10 sacks his junior year.
- Registered 52 tackles, 8½ sacks and two forced fumbles as a sophomore.
- Enrolled in the College of Literature, Science and the Arts, majoring in political science.

JOSH UCHE **STATISTICS**

POS: LB HT: 6-3 WT: 226 LBS YEAR: ROOKIE ACQ: D2b-20 (60TH) COLLEGE: MICHIGAN BORN:9/18/98

REGULAR SEASON DEFENSIVE STATISTICS

			TACKLES					INTERCEPTIONS						MISCELLANEOUS				
Year	*Team*	*G/S*	*TT*	*UT*	*A*	*S*	*YDS*	*NO*	*YDS*	*AVG*	*LG*	*TD*	*PD*	*FF*	*FR*	*YDS*	*TD*	*SPT*
2020	Patriots	0/0	0	0	0	0.0	0.0	0	0	0.0	0	0	0	0	0	0	0	0
Totals – 1 Year		**0/0**	**0**	**0**	**0**	**0.0**	**0.0**	**0**	**0**	**0.0**	**0**	**0**	**0**	**0**	**0**	**0**	**0**	**0**

DANNY VITALE

45 | FULLBACK

HT: 6-0 | **WT:** 239 | **Born:** 10/26/1993 | **Exp. (NFL/Patriots):** 5/1
GP/GS (Playoffs): 44/13 (0/0) | **Acq:** UFA (GB)-20
College: Northwestern | **Hometown:** Wheaton, Ill.

PRONOUNCED vi-TAL-ee

CAREER TRANSACTIONS

Danny Vitale was signed by the New England Patriots as an unrestricted free agent from Green Bay on March 21, 2020 ... Originally drafted by Tampa Bay in the sixth round (197th overall) of the 2016 NFL Draft ... Released by Tampa Bay (9/3/16)... Claimed off waivers and awarded to Buffalo from Tampa Bay (9/4/16) ... Released by Buffalo (9/6/16) ... Signed by Tampa Bay to the practice squad (9/10/16) ... Signed by Cleveland to the 53-man roster from the Tampa Bay practice squad (10/14/16) ... Released by Cleveland (10/12/18) ... Signed by Green Bay to the practice squad (10/22/18) ... Signed by Green Bay to the 53-man roster active roster (12/1/18).

SEASONAL REVIEWS

2020 (0/0)

- Exercised his Reserve/Opt-Out decision and will not play this season.

2019 (15/4, 0/0 – GREEN BAY)

- Played in 15 games with four starts in first full season in Green Bay and finished with one rushing attempt for 3 yards, seven receptions for 97 yards and six special teams tackles.
- Was inactive for the regular-season finale at Detroit (12/29), the AFC Divisional Playoff vs. Seattle (1/12) and the NFC Championship Game at San Francisco (1/19) due to injury.
- Registered two receptions for 43 yards vs. Oakland (10/20).

2018 (5/0 – GREEN BAY)

- Went to training camp with Cleveland and was placed on injured reserve prior to the start of the regular season before being released on Oct. 12.
- Signed with Green Bay's practice squad on Oct. 22 and was added to the 53-man roster on Dec. 1. Appeared in five games as a reserve on offense and special teams. Caught one pass for 2 yards and made two special teams tackles.

2017 (15/6 – CLEVELAND)

- Played in 15 games with six starts and notched three receptions for 19 yards and recorded a team-high eight special teams tackles.
- Was inactive for the season finale at Pittsburgh (12/31).

2016 (9/3 – CLEVELAND)

- Was drafted by Tampa Bay in the sixth round and was released prior to the start of the regular season. Was claimed by Buffalo and released the next day before signing with Tampa Bay to the practice squad.
- Signed to Cleveland's 53-man roster on Oct. 14 after spending the first five weeks of the season on the Tampa Bay practice squad.
- Played in nine games with three starts and caught four passes for 27 yards and one special teams tackle.
- Made NFL debut vs. N.Y. Jets (10/30) playing six snaps on offense and 17 on special teams.
- Made first start at fullback vs. Dallas (11/6).

COLLEGE

- Played in 50 games with 37 starts and posted 135 receptions for 1,427 yards and 11 TDs along with six carries for 29 yards and one kickoff return for 16 yards.
- Registered a 100-yard receiving game in all four seasons at Northwestern.
- Did not miss a game in his entire collegiate career.
- Earned Academic All-Big Ten recognition three times.

PERSONAL

- Majored in economics at Northwestern.
- Earned 7A IHSCOA all-state honors as a senior at Wheaton-Warrenville High School (Wheaton, Illinois).
- Earned all-area recognition from the *Chicago Sun-Times* and the *Daily Herald*.
- Danny and wife, Caley, welcomed daughter Bella during the 2020 offseason.

DANNY VITALE **STATISTICS**

POS: FB HT: 6-0 WT: 239 LBS YEAR: 5TH ACQ: UFA(GB)-20 COLLEGE: NORTHWESTERN BORN: 10/26/93

REGULAR SEASON OFFENSIVE STATISTICS

			RUSHING					RECEIVING				
Year	*Team*	*G/S*	*NO*	*YDS*	*AVG*	*LG*	*TD*	*NO*	*YDS*	*AVG*	*LG*	*TD*
2016	Browns	9/3	0	0	0.0	0	0	4	27	6.8	17	0
2017	Browns	15/6	0	0	0.0	0	0	3	19	6.3	11	0
2018	Packers	5/0	0	0	0.0	0	0	1	2	2.0	2	0
2019	Packers	15/4	1	3	3.0	3	0	7	97	13.9	27	0
2020	Patriots		Reserve/Opt-Out									
Totals – 4 Years		**44/13**	**1**	**3**	**3.0**	**0**	**0**	**15**	**145**	**9.7**	**27**	**0**

Additional Statistics: 17 Special Teams Tackles - 2016 (1), 2017 (8), 2018 (2), 2019 (6).

POSTSEASON OFFENSIVE STATISTICS

			RUSHING					RECEIVING				
Year	*Team*	*G/S*	*NO*	*YDS*	*AVG*	*LG*	*TD*	*NO*	*YDS*	*AVG*	*LG*	*TD*
2019	Packers	0/0			Inactive							
Totals – 1 Year		**0/0**	**0**	**0**	**0.0**	**0**	**0**	**0**	**0**	**0.0**	**0**	**0**

JAMES **WHITE**

28 | RUNNING BACK

HT: 5-10 | **WT:** 205 | **Born:** 2/3/1992 | **Exp. (NFL/Patriots):** 7/7
GP/GS (Playoffs): 78/13 (12/3) | **Acq:** D4b-14 (130th)
College: Wisconsin | **Hometown:** Ft. Lauderdale, Fla.

SUPER BOWLS: 14, 16, 18

CAREER TRANSACTIONS

James White was drafted by the New England Patriots in the fourth round (130th overall) of the 2014 NFL Draft.

CAREER HIGHLIGHTS

- Has the most receptions (318), receiving yards (2,816) and receiving touchdowns (24) by a running back in the NFL since 2015.
- Sits in second place in team history for receptions, receiving yards and receiving touchdowns by a Patriots running back. His 323 receptions for 2,839 yards are behind Kevin Faulk's 431 receptions for 3,701 receiving yards and his 24 receiving touchdowns are behind Larry Garron's 26.
- Selected to the New England Patriots 2010s All-Decade Team at running back.
- Holds three Super Bowl records, all earned in Super Bowl LI vs. Atlanta:
  - Most receptions in a Super Bowl (14)
  - Most points scored in a Super Bowl (20)
  - Most touchdowns in a Super Bowl (3)
- Set a career-high and franchise record by a running back for receptions (87) and receiving yards (751) in 2018.
- Recorded double-digit receptions in a game four times in the regular season and twice more in the postseason:
  - Week 13, Dec. 6, 2015 vs. Philadelphia (10)
  - Super Bowl LI, Feb. 5, 2017 vs. Atlanta (14)
  - Week 4, Oct. 1, 2017 vs. Carolina (10)
  - Week 5, Oct. 4, 2018 vs. Indianapolis (10)
  - Week 8, Oct. 29, 2018 at Buffalo (10)
  - Divisional Playoff, Jan. 13, 2019 vs. L.A. Chargers (15)
- Is a three-time Super Bowl champion following victories in Super Bowls XLIX, LI and LIII with the Patriots.
- Scored the game-winning touchdown in overtime of Super Bowl LI vs. Atlanta.

EXTRA POINTS

- James White and Cincinnati Bengals running back Giovani Bernard have been close friends for a long time. Bernard lost his mother at a young age, and his father lost his business and eventually the family home when he was in high school. Their only option for shelter was a car. That's when White's parents intervened and the two running backs lived together for their senior year of high school.

  "I consider [White] my brother. There was never a time that I didn't consider him that," Bernard told the *Providence Journal*. "His family did so much for me."

  The Whites had a spare bedroom because their eldest son, Tyrone Jr., was away at college.

  "He was pretty much like my brother. We treated him like family and still do," White said.

SEASONAL REVIEWS

2020 (1/0)

- Rushed five times for 22 yards and caught three passes for 30 yards in the season-opening win vs. Miami (9/13).

2019 (15/1, 1/1)

- Elected an offensive co-captain by his teammates for the second consecutive season.
- Played in 15 regular-season games with one start and totaled 67 rushing attempts for 263 yards (3.9 avg.) and one touchdown and caught 72 passes for 645 yards and five scores. Also completed his first career pass attempt for 35 yards, was successful on one two-point conversion attempt and returned two kickoffs for 41 yards.
- Was inactive for the win vs. the N.Y. Jets (9/22) due to the birth of his son.
- Started at running back and led the team with five receptions for 62 receiving yards while running the ball once 14 yards in the AFC Wild Card Playoff vs. Tennessee (1/4).
- Rushed three times for 10 yards and contributed in the pass-game with three catches for 19 yards, including a 10-yard touchdown reception in the win at Miami (9/15).
- Was the team's leading receiver in the win at Buffalo (9/29) with eight receptions for 57 yards. His eight receptions moved him into second place all-time in franchise history for receptions by a running back, surpassing Tony Collins.
- Caught nine passes for 46 yards, moving into third place on the franchise's all-time receiving yards list for running backs, passing Tony Collins in the win vs. N.Y. Giants (10/10).
- Rushed twice for four yards and caught four passes for 75 yards with a season-long of 59 vs. Cleveland (10/27). Recorded his third-career 50-plus yard reception and passed Larry Gannon to move into second place in franchise history receiving yards for a running back.
- Started at running back and rushed nine times for 38 yards in the loss at Baltimore (11/3). Scored his first rushing touchdown of the season and added two receptions for 46 yards in the game.
- Rushed 14 times for a career-best 79 yards including a career-long 32-yard rush in the third quarter and caught eight passes for 98 yards with two receiving touchdowns at Houston (12/1). White's 177 total yards marked a single-game career-high and his two touchdown receptions marked the third time in his career that he accomplished the feat. Also reached 300 career receptions in the game, becoming the sixth fastest running back in NFL history to reach 300 receptions by reaching the mark in 74 games.
- Carried the ball six times for 33 yards with a long of 19 yards and caught the ball five times for 27 yards in the loss vs. Kansas City (12/8). Completed his first career pass to WR Jakobi Meyers for a 35-yard gain. Also returned one kick for 21 yards.
- Rushed three times for 13 yards and added a team-best three receptions for 49 yards and one touchdown at Cincinnati (12/15). With his touchdown reception, White joined Chuck Foreman (MIN) and Brian Westbrook (PHI) as the only running backs in NFL history with 23 receiving touchdowns through their first six seasons.
- Carried the ball twice for four yards and added three receptions for 33 yards with one touchdown vs. Miami (12/29). His receiving touchdown brought his career total to 24, breaking a tie with Brian Westbrook and Chuck Foreman for the most receiving touchdowns by a running back in their first six seasons in NFL history.

2018 (16/3, 3/1)

- Elected an offensive co-captain by his teammates for the first time in his career.
- Played in all 16 regular-season games with three starts, rushing 94 times for 425 yards (4.5 avg.) with five touchdowns, while setting a team single-season record for re-

S.B. RECORD SETTER

James White set a Super Bowl record with 14 receptions for 110 yards. The previous high was 13 receptions by WR Demaryius Thomas of Denver in Super Bowl XLVII.

MOST RECEPTIONS IN A SUPER BOWL

14 James White - Super Bowl LI

13 Demaryius Thomas - Super Bowl XLVII

11 Dan Ross - Super Bowl XVI

11 Jerry Rice - Super Bowl XXIX

11 Wes Welker - Super Bowl XLII

11 Shane Vereen - Super Bowl XLIX

White also set a Super Bowl record by scoring 20 points with two rushing touchdowns, one touchdown reception and one two-point conversion.

MOST POINTS SCORED IN A SUPER BOWL

20 James White - Super Bowl LI

18 Roger Craig - Super Bowl XIX

18 Jerry Rice - Super Bowl XXIV

18 Ricky Watters - Super Bowl XXIX

18 Terrell Davis - Super Bowl XXXII

MOST TOUCHDOWNS IN A SUPER BOWL

3 James White, Super Bowl LI – (2 rushing and 1 receiving)

3 Roger Craig, Super Bowl XIX – (1 rushing, 2 receiving)

3 Jerry Rice, Super Bowl XXIV – (3 receiving)

3 Ricky Watters, Super Bowl XXIX – (1 rushing, 2 receiving)

3 Terrell Davis, Super Bowl XXXII – (3 rushing)

SINGLE-GAME CAREER HIGHS

REGULAR SEASON:

Rushing Attempts:	14	at Houston (12/1/19)
Rushing Yards:	79	at Houston (12/1/19)
Rushing TDs:	2	vs. Green Bay (11/4/18)
Longest:	32	at Houston (12/1/19)
Receptions:	10	Four Times. Most Recent: at Buffalo (10/29/18)
Receiving Yards:	115	vs. Philadelphia (12/3/15)
Receiving TDs:	2	at Houston (12/1/19)
		Chicago (10/21/18)
		vs. Cincinnati (10/16/16)
Longest:	68	at Miami (1/3/16)
Scrimmage Yards:	177	at Houston (12/1/19)

ceptions by a running back with 87 catches for 751 yards receiving with seven touchdowns. His 751 yards are a team record for receiving yards by a running back, as are his seven receiving touchdowns by a running back.

- Appeared in all three postseason contests, making one start, and contributed with 20 receptions for 151 yards while also rushing eight times for 27 yards.
- Totaled 112 yards of offense with eight carries for 44 yards, including a career-long 22-yard touchdown run in the second quarter that helped open up the first-half lead in the victory vs. Miami (9/30). Also added a game-high eight receptions for 68 yards and a 14-yard touchdown reception in the third quarter.
- Started and was a key component of the passing attack, catching a game-high 10 passes for 77 yards and a touchdown during the victory vs. Indianapolis (10/4).
- Carried the ball 11 times for 40 yards and was a key figure in the passing game, catching eight balls for 57 yards and two touchdowns during the victory at Chicago (10/21).
- Was a key contributor on offense as one of only two active running backs on the 46-man roster, and rushed eight times for 15 yards and a touchdown, while also tying a regular season career-high with 10 receptions for 79 yards in the win at Buffalo (10/29). His 1-yard touchdown run in the fourth quarter was the Patriots lone offensive touchdown of the night and pushed the lead to two scores late in the game to help seal the victory.
- Rushed nine times for a career-high 73 yards, including a career-long 27-yard rush in the third quarter of the win at N.Y. Jets (11/25). Also added one reception for 5 yards.
- Rushed four times for 30 yards and added four receptions for 39 yards, including a 17-yard touchdown reception in the win vs. N.Y. Jets (12/30). It was his seventh touchdown reception of the season, tying RB Larry Garron for the most touchdown receptions by a Patriots running back in a single season.
- Started and caught a career-high 15 passes for a total of 97 yards, tying an NFL postseason record for the most receptions in a game, during the AFC Divisional Playoff victory vs. L.A. Chargers (1/13).
- Contributed out of the backfield with six carries for 23 yards and added four receptions for 49 yards in the AFC Championship victory at Kansas City (1/20).
- Contributed in a reserve role with one reception for 5 yards, while also rushing twice for 4 yards in the Super Bowl LIII victory vs. the Los Angeles Rams (2/3).

2017 (14/4, 3/0)

- Played in 14 regular-season games with four starts, posted 43 rushing attempts for 171 yards (4.0 avg.) and caught 56

CAREER DAY

James White set regular-season career highs with 10 receptions and 115 receiving yards vs. Philadelphia (12/6/15). White's 115 receiving yards were the second-highest such total for a Patriots running back since the 1970 AFL-NFL merger, trailing only Shane Vereen's team-record 153 receiving yards vs. Cleveland on Dec. 8, 2013. White matched his 2015 performance twice with 10 receptions in a game vs. Indianapolis on Oct. 4, 2018 and again at Buffalo on Oct. 29, 2018.

PATRIOTS HISTORY / MOST RECEIVING YARDS IN A GAME BY A RUNNING BACK

Player	*Date*	*Opponent*	*Receiving Yards*
Shane Vereen	12/8/13	vs. Cleveland	153
Dick Christy	11/4/60	vs. Oakland	124
Joe Johnson	11/25/60	vs. Houston	123
James White	**12/6/15**	**vs. Philadelphia**	**115**
Larry Garron	12/11/66	at Houston	113
Tony Collins	10/27/85	at Tampa Bay	109
Kevin Faulk	11/10/02	at Chicago	109
Kevin Faulk	11/23/03	at Houston	108
Billy Lott	10/22/61	vs. Buffalo	108

PATRIOTS HISTORY / MOST RECEPTIONS IN A GAME BY A RUNNING BACK

Player	*Date*	*Opponent*	*Receptions*
Shane Vereen	12/8/13	vs. Cleveland	12
Tony Collins	11/29/87	vs. Philadelphia	11
Kevin Faulk	9/3/00	vs. Tampa Bay	11
Leroy Thompson	11/13/94	vs. Minnesota	11
James White	**12/6/15**	**vs. Philadelphia**	**10**
James White	**10/1/17**	**vs. Carolina**	**10**
James White	**10/4/18**	**vs. Indianapolis**	**10**
James White	**10/29/18**	**at Buffalo**	**10**
Tony Collins	11/16/86	at L.A. Rams	10

SUPER BOWL SCORER

James White has played in three Super Bowls and scored four touchdowns (three rushing, one receiving). His four touchdowns overall are tied for third-most in Super Bowl games and three rushing touchdowns are tied for fifth-most.

MOST SUPER BOWL TOUCHDOWNS OVERALL

Player	*Touchdowns*	*Games*
Jerry Rice	8	4
Emmitt Smith	5	3
James White	**4**	**3**
Roger Craig	4	3
John Elway	4	5
Franco Harris	4	4
Thurman Thomas	4	4

MOST SUPER BOWL RUSHING TOUCHDOWNS

Player	*Touchdowns*	*Games*
Emmitt Smith	5	3
John Elway	4	5
Franco Harris	4	4
Thurman Thomas	4	4
James White	**3**	**3**
Terrell Davis	3	2

passes for 429 yards and three touchdowns.

- Appeared in all three playoff contests as a reserve, tallied 14 rushing attempts for 60 yards (4.3 avg.) and three touchdowns and caught nine passes for 72 yards and one touchdown.
- Was inactive due to injury in the win vs. Buffalo (12/24) and in the win vs. N.Y. Jets (12/31).
- Rushed twice for 11 yards and was a key contributor in the passing game where he led the team in receptions with eight catches for 85 yards in the victory at New Orleans (9/17).
- Made his first start of the season and led the team in receptions, tying a regular-season career-high in receptions with 10 catches for 47 yards while also rushing once for 7 yards vs. Carolina (10/1).
- Rushed four times for 19 yards as part of a rushing attack that had a season-high 162 yards on the ground. Added a team-high five receptions for 28 yards, including a 2-yard touchdown reception from QB Tom Brady with less than 30 seconds remaining in the first half to give the Patriots a 17-0 lead at the break in the 23-7 win vs. Atlanta (10/22).
- Was a key figure in the passing game, hauling in five receptions for a game-high 85 yards, while adding one carry for 2 yards in the win vs. L.A. Chargers (10/29).
- Contributed in a reserve role at running back with two carries for 7 yards, while also adding three catches for 11 yards, including a 6-yard touchdown reception in the victory at Denver (11/12).
- Started and caught three passes out of the backfield for 11 yards, including a 3-yard touchdown reception at Miami (12/11).

VERY RECEPTIVE

James White's 24 touchdown receptions by a running back since 2015 are most in the NFL over that span.

RB WITH THE MOST RECEIVING TDs SINCE 2015

Player	*Team*	*Receiving TDs*
James White	**New England**	**24**
Christian McCaffrey	Carolina	15
David Johnson	Arizona	15
Austin Ekeler	L.A. Chargers	14

- Returned to action after missing the final two regular-season games due to injury in the Divisional Playoff victory vs. Tennessee (1/13) and rushed four times for 11 yards and a touchdown, while also adding four receptions for 29 yards and another touchdown. His two-touchdown performance was the second multi-score game of his postseason career, making him one of only three Patriots players with at least two multi-score games in the postseason along with RB LeGarrette Blount and TE Rob Gronkowski.
- Appeared in a reserve role at running back and rushed three times for 4 yards and a touchdown, and added three receptions for 22 yards in the AFC Championship victory vs. Jacksonville (1/21).
- Rushed seven times for 45 yards, including a career-long 26-yard touchdown run, while also adding two catches for 21 yards in Super Bowl LII vs. Philadelphia (2/4).

2016 (16/4, 3/0)

- Played in all 16 regular-season games with four starts, registered 39 rushing attempts for 166 yards (4.3 avg.) and finished second on the team with 60 receptions for 551 yards and five touchdowns. Also returned two kickoffs for

MAKING PATRIOTS HISTORY

James White entered the 2020 season second in franchise history in receptions, receiving yards and touchdown receptions by a running back.

MOST CAREER RECEPTIONS BY PATRIOTS RB

Player	*Seasons*	*Receptions*
Kevin Faulk	1999-2011	431
James White	**2014-present**	**323**
Tony Collins	1981-87	261
Sam Cunningham	1973-82	210

MOST CAREER RECEIVING YARDS BY PATRIOTS RB

Player	*Seasons*	*Receiving Yards*
Kevin Faulk	1999-2011	3,701
James White	**2014-present**	**2,839**
Larry Garron	1960-68	2,502
Tony Collins	1981-87	2,356

MOST CAREER TD RECEPTIONS BY PATRIOTS RB

Player	*Seasons*	*Receiving TDs*
Larry Garron	1960-68	26
James White	**2014-present**	**24**
Kevin Faulk	1999-2011	15
Tony Collins	1981-87	12

WHITE FINDS THE END ZONE

James White's 24 touchdown receptions through his first six seasons are the most in NFL history by a running back.

RB WITH MOST RECEIVING TDs/FIRST SIX SEASONS

Player	*Team*	*Receiving TDs*
James White	**New England**	**24**
Chuck Foreman	Minnesota	23
Brian Westbrook	Philadelphia	23

28 yards. His five receiving touchdowns were tied for most among NFL running backs (Theo Riddick, Detroit) and 60 receptions were third at his position.

- His 60 regular-season receptions were the most by a Patriots running back since Leroy Thompson (65) in 1994.
- Appeared in all three postseason games, totaled seven rushing attempts for 29 yards (4.1 avg.) and two touchdowns and caught 18 passes for 137 yards and two scores. Also successfully converted a two-point attempt.
- Caught two touchdown passes in the win vs. Cincinnati (10/16) - a 15-yard pass in the second quarter and a 4-yard pass in the third quarter - to mark the first two-touchdown reception game of his career, and his second career two-touchdown game overall. Finished the day with a team-high eight receptions for 47 yards and also rushed for 19 yards on seven attempts.
- Totaled two receptions for 32 yards , including a 19-yard touchdown in the win at Pittsburgh (10/23).
- Tallied six receptions for 63 yards and a touchdown in the win at San Francisco (11/20).

RECORD-SETTING SEASON

James White set or tied four single-season franchise receiving records for a running back with his 87 receptions, 751 receiving yards and seven receiving touchdowns in 2018.

MOST RECEPTIONS IN A SEASON BY PATRIOTS RB

Player	*Year*	*Receptions*
James White	**2018**	**87**
Tony Collins	1986	77
James White	**2019**	**72**
Leroy Thompson	1994	65
James White	**2016**	**60**

MOST REC. YARDS IN A SEASON BY PATRIOTS RB

Player	*Year*	*Receiving Yards*
James White	**2018**	**751**
Tony Collins	1986	684
James White	**2019**	**645**
James White	**2016**	**551**

SINGLE-SEASON RB TD REC. IN PATRIOTS HISTORY

Player	*Year*	*Receiving TDs*
James White	**2018**	**7**
Larry Garron	1964	7
Billy Lott	1961	6

- Rushed twice for 3 yards and added three receptions for 81 yards, including a season-long 61-yard catch and run that helped set up a Patriots touchdown in the win vs. Baltimore (12/12). Also returned one kick for 18 yards.
- Caught three passes for 32 yards and a touchdown in addition to 14 rushing yards on one attempt in the win vs. N.Y. Jets (12/24).
- Caught a 19-yard touchdown pass from Tom Brady in the Divisional Playoff win vs. Houston (1/14).
- Set a Super Bowl record for receptions with 14 that helped erase a 25-point deficit in the comeback victory over Atlanta in Super Bowl LI (2/5). Totaled 110 yards receiving to go along with 29 yards rushing on six attempts and was involved in several key scoring plays throughout the comeback. Caught a 5-yard touchdown pass that kick-started the comeback in the third quarter, converted a critical two-point conversion on a direct snap out of the backfield that cut the deficit to one possession with less than six minutes to play in the fourth quarter, and rushed for another touchdown with just 57 seconds left in regulation that put the team in position to tie the game with another two-point conversion. Then scored the game-winning touchdown in overtime on a 2-yard run that capped the comeback and captured the Super Bowl LI victory. His 20 points are also a single-game Super Bowl record.

2015 (14/1, 2/1)

- Played in 14 regular-season contests with one start, posted 22 rushing attempts for 56 yards and two touchdowns. Also registered 40 receptions for 410 yards (10.3 avg.) and four touchdowns.
- Appeared in both playoff contests with one start and registered six rushing attempts for 16 yards and seven receptions for 84 yards (12.0 avg.).
- Was inactive at Buffalo (9/20) and vs. Washington (11/8).
- Made his first NFL start, rushing twice for 4 yards and catching three passes for 26 yards in the win vs. N.Y. Jets (10/25).
- Scored his first NFL touchdowns on a 20-yard pass in the second quarter and a 6-yard rush in the third quarter in the win vs. Buffalo (11/23). Totaled two rushes for 14 yards and two receptions for 32 yards in the game.
- Set a career-high with 10 receptions for 115 yards and a 4-yard touchdown vs. Philadelphia (12/6). White's 115 receiving yards were the fourth-most in Patriots history by a running back in a game.
- Led the team in receptions with seven catches for 71 yards, including a 30-yard touchdown in the win vs. Tennessee (12/20).
- Rushed twice for four yards and caught five passes for 28 yards, including a 9-yard touchdown with 1:55 left in the fourth quarter, forcing the game into overtime at N.Y. Jets (12/27).
- Led the team with 63 receiving yards on two catches and also rushed three times for 5 yards at Miami (1/3).
- Made his first postseason start in the AFC Championship at Denver (1/24), where he rushed five times for 11 yards and caught five passes for 45 yards.

2014 (3/0, 0/0)

- Played in three regular-season games and tallied 38 yards rushing on nine carries (4.2 avg.) and five receptions for 23 yards.
- Was inactive for 13 regular-season games and all three playoff contests.
- Made his NFL debut at Kansas City (9/29), carrying three times for 21 yards and posting three receptions for 15 yards.
- Rushed six times for 17 yards and fell on a Tom Brady fumble in the win vs. Chicago (10/26).
- Caught two passes for 8 yards vs. Buffalo (12/28).

COLLEGE

- Played in 52 games with 12 starts and finished career ranked fourth all-time at Wisconsin with 4,015 rushing yards and third all-time at UW in rushing touchdowns (45), which is tied for the eighth-most in Big Ten history. Also ranks third all-time at UW in total touchdowns (48), the ninth-most by a Big Ten player.
- Finished career ranked fourth all-time at UW with 5,450 all-purpose yards and set UW record for career average per rushing attempt at 6.24 yards per carry, the fifth-best mark in Big Ten history.
- With 1,052 rushing yards as a freshman and 1,444 as a senior, became eighth player in school history with multiple 1,000-yard rushing seasons.
- In 2013, combined with RB Melvin Gordon (1,609) to set FBS single-season record for rushing yards by teammates at 3,053 yards.
- Finished with 18 career 100-yard rushing games, tied for the sixth-most in school history.
- Recorded the longest run in school history with 93-yard touchdown on UW's first play from scrimmage vs. Indiana (11/16/13).
- Set school record for receiving yards by a running back with 670 for his career.

PERSONAL

- Rushed 319 times for 2,568 yards and 38 touchdowns and totaled 65 receptions for 473 yards and eight touchdowns in his St. Thomas Aquinas (Florida) High School career.
- Named first-team all-county as a senior, compiling 136 rushes for 1,145 yards and 15 touchdowns and caught 24 passes for 253 yards and five touchdowns.
- Named all-county second-team as a junior after rushing for 18 touchdowns and 960 yards on 127 carries and catching 17 passes for 184 yards and three touchdowns.
- Named honorable mention all-county as a sophomore, rushing for 463 yards and five touchdowns on 56 carries.
- Also lettered in baseball.
- Relative, Santana Moss, played in the NFL for the Washington Redskins.
- Relative, Craig White, played football at the University of Minnesota.
- Studied agricultural and life sciences with a focus in communication at Wisconsin.
- Married wife, Diana, in the 2018 offseason and welcomed a son, Xavier, in 2019.

JAMES WHITE **STATISTICS**

POS: RB HT: 5-10 WT: 205 LBS YEAR: 7TH ACQ: D4b-14 (130TH) COLLEGE: WISCONSIN BORN: 2/3/92

REGULAR SEASON OFFENSIVE STATISTICS

			RUSHING					RECEIVING				
Year	Team	G/S	NO	YDS	AVG	LG	TD	NO	YDS	AVG	LG	TD
2014	Patriots	3/0	9	38	4.2	11	0	5	23	4.6	11	0
2015	Patriots	14/1	22	56	2.5	8	2	40	410	10.3	68	4
2016	Patriots	16/4	39	166	4.3	16	0	60	551	9.2	61	5
2017	Patriots	14/4	43	171	3.9	10	0	56	429	7.7	27	3
2018	Patriots	16/3	94	425	4.5	27t	5	87	751	8.6	42	7
2019	Patriots	15/1	67	263	3.9	32	1	72	645	9.0	59	5
2020	Patriots	1/0	5	22	4.4	7	0	3	30	10.0	11	0
Totals – 7 Years		**79/13**	**279**	**1,141**	**4.1**	**32**	**8**	**323**	**2,839**	**8.8**	**68**	**24**

Additional Statistics: 2 Kickoff Returns for 28 yards in 2016. 2 Kickoff Returns for 41 yards in 2019. 1 Pass Completion for 35 yards vs. Kansas City (12/8/19).

POSTSEASON OFFENSIVE STATISTICS

			RUSHING					RECEIVING				
Year	Team	G/S	NO	YDS	AVG	LG	TD	NO	YDS	AVG	LG	TD
2014	Patriots	0/0			Inactive							
2015	Patriots	2/1	6	16	2.7	8	0	7	84	12.0	29	0
2016	Patriots	3/0	7	29	4.1	10	2	18	137	7.6	28t	2
2017	Patriots	3/0	14	60	4.3	26t	3	9	72	8.0	15	1
2018	Patriots	3/1	8	27	3.4	9	0	20	151	7.6	30	0
2019	Patriots	1/1	1	14	14.0	14	0	5	62	12.4	29	0
Totals – 6 Years		**12/3**	**36**	**146**	**4.1**	**26t**	**5**	**59**	**506**	**8.6**	**30**	**3**

WHITE'S CAREER **GAME-BY-GAME**

				RUSHING						RECEIVING				
2014		**OPPONENT**	**P/S**	**NO**	**YDS**	**AVG**	**LG**	**TD**	**NO**	**YDS**	**AVG**	**LG**	**TD**
09/07	at	Miami			Inactive								
09/14	at	Minnesota			Inactive								
09/21		Oakland			Inactive								
09/29	at	Kansas City	p	3	21	7.0	11	0	3	15	5.0	11	0
10/05		Cincinnati			Inactive								
10/12	at	Buffalo			Inactive								
10/16		N.Y. Jets			Inactive								
10/26		Chicago	p	6	17	2.8	4	0	-	-	-	-	-
11/02		Denver			Inactive								
11/16	at	Indianapolis			Inactive								
11/23		Detroit			Inactive								
11/30	at	Green Bay			Inactive								
12/07	at	San Diego			Inactive								
12/14		Miami			Inactive								
12/21	at	N.Y. Jets			Inactive								
12/28		Buffalo	p	-	-	-	-	-	2	8	4.0	5	0
2014 Totals			**3/0**	**9**	**38**	**4.2**	**11**	**0**	**5**	**23**	**4.6**	**11**	**0**
01/10		Baltimore			Inactive								
01/18		Indianapolis			Inactive								
02/01		Seattle			Inactive								
2014 Postseason			**0/0**	**0**	**0**	**0.0**	**0**	**0**	**0**	**0**	**0.0**	**0**	**0**

				RUSHING						RECEIVING				
2015		**OPPONENT**	**P/S**	**NO**	**YDS**	**AVG**	**LG**	**TD**	**NO**	**YDS**	**AVG**	**LG**	**TD**
09/10		Pittsburgh	p	-	-	-	-	-	-	-	-	-	-
09/20	at	Buffalo	p		Inactive								
09/27		Jacksonville	p	2	8	4.0	5	0	4	26	6.5	11	0
10/11	at	Dallas	p	-	-	-	-	-	-	-	-	-	-
10/18	at	Indianapolis	p	-	-	-	-	-	-	-	-	-	-
10/25		N.Y. Jets	S	2	4	2.0	3	0	3	26	8.7	12	0
10/29		Miami	p	3	3	1.0	3	0	-	-	-	-	
11/08		Washington			Inactive								
11/15	at	N.Y. Giants	p	1	5	5.0	5	0	1	6	6.0	6	0
11/23		Buffalo	p	2	14	7.0	8	1	2	32	16.0	20t	1
11/29	at	Denver	p	3	1	0.3	1	0	2	5	2.5	5	0
12/06		Philadelphia	p	2	4	2.0	8	0	10	115	11.5	25	1
12/13	at	Houston	p	1	2	2.0	2t	1	4	38	9.5	27	0
12/20		Tennessee	p	1	6	6.0	6	0	7	71	10.1	30t	1
12/27	at	N.Y. Jets	p	2	4	2.0	3	0	5	28	5.6	13	1
01/03	at	Miami	p	3	5	1.7	4	0	2	63	31.5	68	0
2015 Totals			**14/1**	**22**	**56**	**2.5**	**8**	**2**	**40**	**410**	**10.3**	**68**	**4**
01/16		Kansas City	p	1	5	5.0	5	0	2	39	19.5	29	0
01/24	at	Denver	S	5	11	2.2	8	0	5	45	9.0	15	0
2015 Postseason			**2/1**	**6**	**16**	**2.7**	**8**	**0**	**7**	**84**	**12.0**	**29**	**0**

				RUSHING						RECEIVING				
2016		**OPPONENT**	**P/S**	**NO**	**YDS**	**AVG**	**LG**	**TD**	**NO**	**YDS**	**AVG**	**LG**	**TD**
09/11	at	Arizona	p	1	4	4.0	4	0	5	40	8.0	21	0
09/18		Miami	p	4	19	4.8	16	0	2	10	5.0	5	0
09/22		Houston	p	3	12	4.0	7	0	1	2	2.0	2	0
10/02		Buffalo	p	4	12	3.0	7	0	5	50	10.0	16	0
10/09	at	Cleveland	p	5	26	5.2	8	0	4	63	15.8	36	0
10/16		Cincinnati	p	7	19	2.7	7	0	8	47	5.9	15t	2
10/23	at	Pittsburgh	p	0	0	0.0	0	0	2	32	16.0	19t	1
10/30	at	Buffalo	S	2	15	7.5	8	0	2	14	7.0	8	0
11/13		Seattle	S	2	5	2.5	3	0	4	32	8.0	13	0
11/20	at	San Francisco	p	0	0	0.0	0	0	6	63	10.5	25	1
11/27	at	N.Y. Jets	S	0	0	0.0	0	0	4	22	5.5	11	0
12/04		Los Angeles	S	3	17	5.7	9	0	4	18	4.5	9	0
12/12		Baltimore	p	2	3	1.5	5	0	3	81	27.0	61	0
12/18	at	Denver	p	3	11	3.7	8	0	3	24	8.0	16	0
12/24		N.Y. Jets	p	1	14	14.0	14	0	3	32	10.7	25t	1
01/01	at	Miami	p	2	9	4.5	7	0	4	21	5.3	8	0
2016 Totals			**16/4**	**39**	**166**	**4.3**	**16**	**0**	**60**	**551**	**9.2**	**61**	**5**
01/14		Houston	p	0	0	0.0	0	0	1	19	19.0	19t	1
01/22		Pittsburgh	p	1	0	0.0	0	0	3	8	2.7	5	0
02/05		Atlanta	p	6	29	4.8	10	2	14	110	7.9	28	1
2016 Postseason			**3/0**	**7**	**29**	**4.1**	**10**	**2**	**18**	**137**	**7.6**	**28**	**2**

				RUSHING						RECEIVING				
2017		**OPPONENT**	**P/S**	**NO**	**YDS**	**AVG**	**LG**	**TD**	**NO**	**YDS**	**AVG**	**LG**	**TD**
09/07		Kansas City	p	10	38	3.8	10	0	3	30	10.0	26	0
09/17	at	New Orleans	p	2	11	5.5	7	0	8	85	10.6	24	0
09/24		Houston	p	5	17	3.4	6	0	1	11	11.0	11	0
10/01		Carolina	S	1	7	7.0	7	0	10	47	4.7	9	0
10/05	at	Tampa Bay	p	2	3	1.5	2	0	7	57	8.1	24	0
10/15	at	N.Y. Jets	p	3	23	7.7	9	0	4	22	5.5	16	0
10/22		Atlanta	p	4	19	4.8	8	0	5	28	5.6	16	1
10/29		L.A. Chargers	p	1	2	2.0	2	0	5	85	17.0	27	0
11/12	at	Denver	p	2	7	3.5	4	0	3	11	3.7	8	1
11/19	at	Oakland	p	5	13	2.6	6	0	-	-	-	-	-
11/26		Miami	S	3	13	4.3	8	0	1	2	2.0	2	0
12/03	at	Buffalo	S	5	18	3.6	6	0	4	32	8.0	11	0
12/11	at	Miami	S	-	-	-	-	-	3	11	3.7	7	1
12/17	at	Pittsburgh	p	-	-	-	-	-	2	8	4.0	4	0
12/24		Buffalo			Inactive								
12/31		N.Y. Jets			Inactive								
2017 Totals			**14/4**	**43**	**171**	**4.0**	**10**	**0**	**56**	**429**	**7.7**	**27**	**3**
01/13		Tennessee	p	4	11	2.8	6t	1	4	29	7.3	14	1
01/21		Jacksonville	p	3	4	1.3	2	1	3	22	7.3	15	0
02/04		Philadelphia	p	7	45	6.4	26t	1	2	21	10.5	15	0
2017 Postseason			**3/0**	**14**	**60**	**4.3**	**26t**	**3**	**9**	**72**	**8.0**	**15**	**1**

				RUSHING						RECEIVING				
2018		**OPPONENT**	**P/S**	**NO**	**YDS**	**AVG**	**LG**	**TD**	**NO**	**YDS**	**AVG**	**LG**	**TD**
09/09		Houston	p	5	18	3.6	11	0	4	38	9.5	12t	1
09/16	at	Jacksonville	p	4	11	2.8	5	0	7	73	10.4	27	0
09/23	at	Detroit	p	4	37	9.3	15	0	3	14	4.7	10t	1
09/30		Miami	p	8	44	5.5	22t	1	8	68	8.5	16	1
10/04		Indianapolis	S	2	0	0.0	0	0	10	77	7.7	18	1
10/14		Kansas City	p	6	39	6.5	12	0	5	53	10.6	17	0
10/21	at	Chicago	p	11	40	3.6	8	0	8	57	7.1	14	2
10/29	at	Buffalo	p	8	15	1.9	5	1	10	79	7.9	15	0
11/04		Green Bay	S	12	31	2.6	8t	2	6	72	12.0	37	0
11/11	at	Tennessee	S	1	-5	-5.0	-5	0	5	31	6.2	11	0
11/25	at	N.Y. Jets	p	9	73	8.1	27	0	1	5	5.0	5	0
12/02		Minnesota	p	6	26	4.3	12	0	7	92	13.1	42	0
12/09	at	Miami	p	4	13	3.3	11	0	2	15	7.5	9	0
12/16	at	Pittsburgh	p	2	12	6.0	6	0	5	25	5.0	9	0
12/23		Buffalo	p	8	41	5.1	27t	1	2	13	6.5	9	0
12/30		N.Y. Jets	p	4	30	7.5	21	0	4	39	9.8	17t	1
2018 Totals			**16/3**	**94**	**425**	**4.5**	**27t**	**5**	**87**	**751**	**8.6**	**42**	**7**
01/13		L.A Chargers	S	0	0	0.0	0	0	15	97	6.5	25	0
01/20	at	Kansas City	p	6	23	3.8	9	0	4	49	12.3	30	0
02/03		L.A. Rams	p	2	4	2.0	3	0	1	5	5.0	5	0
2018 Postseason			**3/1**	**8**	**27**	**3.4**	**9**	**0**	**20**	**151**	**7.6**	**30**	**0**

				RUSHING						RECEIVING				
2019		**OPPONENT**	**P/S**	**NO**	**YDS**	**AVG**	**LG**	**TD**	**NO**	**YDS**	**AVG**	**LG**	**TD**
09/08		Pittsburgh	p	4	26	6.5	9	0	5	56	11.2	32	0
09/15	at	Miami	p	3	10	3.3	5	0	3	19	6.3	10t	1
09/22		N.Y. Jets			Inactive								
09/29	at	Buffalo	p	1	1	1.0	1	0	8	57	7.1	26	0
10/06	at	Washington	p	6	26	4.3	7	0	6	46	7.7	21	0
10/10		N.Y. Giants	p	2	-1	-0.5	1	0	9	46	5.1	11	0
10/21	at	N.Y. Jets	p	5	0	0.0	3	0	7	59	8.4	22	0
10/27		Cleveland	p	2	4	2.0	3	0	4	75	18.8	59	0
11/03	at	Baltimore	p	9	38	4.2	8	1	2	46	23.0	30	0
11/17	at	Philadelphia	S	5	20	4.0	9	0	4	16	4.0	12	0
11/24		Dallas	p	2	5	2.5	3	0	1	-6	-6.0	-6	0
12/01	at	Houston	p	14	79	5.6	32	0	8	98	12.3	36	2
12/08		Kansas City	p	6	33	5.5	19	0	5	27	5.4	17	0
12/15	at	Cincinnati	p	3	13	4.3	13	0	3	49	16.3	23t	1
12/21		Buffalo	p	3	5	1.7	4	0	4	24	6.0	9	0
12/29		Miami	p	2	4	2.0	7	0	3	33	11.0	13t	1
2019Totals			**15/1**	**67**	**263**	**3.9**	**32**	**1**	**72**	**645**	**9.0**	**59**	**5**
01/04		Tennessee	S	1	14	14.0	14	0	5	62	12.4	29	0
2019 Postseason			**1/1**	**1**	**14**	**14.0**	**14**	**0**	**5**	**62**	**12.4**	**29**	**0**

JOEJUAN **WILLIAMS**

33 | CORNERBACK

HT: 6-3 | **WT:** 212 | **Born:** 12/6/1997 | **Exp. (NFL/Patriots):** 2/2
GP/GS (Playoffs): 10/0 (0/0) | **Acq:** D2-19 (45th)
College: Vanderbilt | **Hometown:** Nashville, Tenn.

PLAYERS

PRONOUNCED joe-WAHN

CAREER TRANSACTIONS

Joejuan Williams was drafted by the New England Patriots in the second round (45th overall) of the 2019 NFL Draft.

SEASONAL REVIEWS

2020 (1/0)

- Played as a reserve in the season-opening win vs. Miami (9/13) and made two tackles and defensed one pass.

2019 (9/0, 1/0)

- Played in nine regular-season games as a reserve, playing mainly on special teams and in a limited role on defense. Made four tackles on defense and defensed one pass as part of a defense that finished No. 1 in the NFL in total defense (275.9 yards per game) and scoring (14.1 points allowed per game). Also made one special teams tackle.
- Provided contributions on defense and special teams while leading the team with one special teams tackle in the AFC Wild Card Playoff vs. Tennessee (1/4).
- Was a healthy scratch for seven games during the regular-season.
- Made his NFL debut on special teams during the win vs. the N.Y. Jets (9/22).
- Recorded his first career tackle and pass defensed after entering the game as a reserve on defense and special teams in the win at N.Y. Jets (10/21).
- Made a season-high two tackles in the loss vs. Miami (12/29).

COLLEGE

- Played in 36 career games over three seasons and posted 119 tackles, four interceptions, 30 passes defensed and one forced fumble.
- Played in 13 games with 12 starts as a junior and totaled 61 tackles, four interceptions and 18 passes defensed.
- Earned All-SEC honors as a junior from both SEC head coaches and Associated Press.
- Named to the SEC Academic Honor Roll team as a sophomore and junior.
- Started all 12 games for the Commodores as a sophomore and registered 39 tackles, led the team with 10 passes defensed and forced one fumble.
- One of six true freshmen to see action at Vanderbilt, appearing in all 13 games. Finished the year with 19 tackles and two passes defensed.

EXTRA POINTS

- Joejuan Williams entered the NFL Draft as an underclassman and following his rookie season, returned to school and completed the requirements needed for graduation. He earned his degree from Vanderbilt in psychology with a minor in business.

PERSONAL

- Played only two years of varsity football and did not play as a senior after a hardship appeal was denied by the state high school governance association.
- As a junior at Father Ryan High School, registered 48 tackles, two interceptions and 11 passes defensed. Earned All-State and All-Conference honors for his efforts.
- Also participated in track & field.
- Majored in psychology with a minor in business at Vanderbilt.

JOEJUAN WILLIAMS **STATISTICS**

POS: CB HT: 6-3 WT: 212 LBS YEAR: 2ND ACQ: D2-19 (45TH) COLLEGE: VANDERBILT BORN: 12/6/97

REGULAR SEASON STATISTICS

			TACKLES					INTERCEPTIONS						MISCELLANEOUS				
Year	*Team*	*G/S*	*TT*	*UT*	*A*	*S*	*YDS*	*NO*	*YDS*	*AVG*	*LG*	*TD*	*PD*	*FF*	*FR*	*YDS*	*TD*	*SPT*
2019	Patriots	9/0	4	3	1	0.0	0.0	0	0	0.0	0	0	1	0	0	0	0	1
2020	Patriots	1/0	2	2	0	0.0	0.0	0	0	0.0	0	0	1	0	0	0	0	0
Totals – 2 Years		**10/0**	**6**	**5**	**1**	**0.0**	**0.0**	**0**	**0**	**0.0**	**0**	**0**	**2**	**0**	**0**	**0**	**0**	**1**

POSTSEASON STATISTICS

			TACKLES					INTERCEPTIONS						MISCELLANEOUS				
Year	*Team*	*G/S*	*TT*	*UT*	*A*	*S*	*YDS*	*NO*	*YDS*	*AVG*	*LG*	*TD*	*PD*	*FF*	*FR*	*YDS*	*TD*	*SPT*
2019	Patriots	1/0	0	0	0	0.0	0.0	0	0	0.0	0	0	0	0	0	0	0	1
Totals – 1 Year		**1/0**	**0**	**0**	**0**	**0.0**	**0.0**	**0**	**0**	**0.0**	**0**	**0**	**0**	**0**	**0**	**0**	**0**	**1**

WILLIAMS' CAREER **GAME-BY-GAME**

2019	OPPONENT	P/S	TT	UT	A	S	YDS	INT	YDS	PD	FF	FR	SPT
09/08	Pittsburgh				Inactive								
09/15	at Miami				Inactive								
09/22	N.Y. Jets	p	0	0	0	-	-	-	-	-	-	-	-
09/29	at Buffalo				Inactive								
10/06	at Washington	p	0	0	0	-	-	-	-	-	-	-	-
10/10	N.Y. Giants				Inactive								
10/21	at N.Y. Jets	p	1	1	0	-	-	-	-	1	-	-	-
10/27	Cleveland				Inactive								
11/03	at Baltimore				Inactive								
11/17	at Philadelphia	p	0	0	0	-	-	-	-	-	-	-	-
11/24	Dallas	p	0	0	0	-	-	-	-	-	-	-	1
12/01	at Houston	p	0	0	0	-	-	-	-	-	-	-	-
12/08	Kansas City				Inactive								
12/15	at Cincinnati	p	0	0	0	-	-	-	-	-	-	-	-
12/21	Buffalo	p	1	1	0	-	-	-	-	-	-	-	-
12/29	Miami	p	2	1	1	-	-	-	-	-	-	-	-
2019 Totals		**7/0**	**4**	**3**	**1**	**0.0**	**0.0**	**0**	**0**	**0**	**1**	**0**	**1**
01/04	Tennessee	p	0	0	0	-	-	-	-	-	-	-	1
2019 Postseason		**1/0**	**0**	**0**	**0**	**0.0**	**0.0**	**0**	**0**	**0**	**0**	**0**	**1**

CHASE **WINOVICH**

50 | DEFENSIVE LINE

HT: 6-3 | **WT:** 250 | **Born:** 4/19/1995 | **Exp. (NFL/Patriots):** 2/2
GP/GS (Playoffs): 17/1 (1/0) | **Acq:** D3a-19 (77th)
College: Michigan | **Hometown:** Jefferson Hills, Pa.

PRONOUNCED WIN-o-vich

CAREER TRANSACTIONS

Chase Winovich was drafted by the New England Patriots in the third round (77th overall) of the 2019 NFL Draft.

SEASONAL REVIEWS

2020 (1/1)

- Made his first career start in the season-opener vs. Miami (9/13) and finished second on the team with six tackles.

2019 (16/0, 1/0)

- Played in all 16 regular-season games as a reserve and posted 20 tackles and 5½ sacks as part of a defense that finished No. 1 in the NFL in total defense (275.9 yards per game) and scoring (14.1 points allowed per game). Also made six special teams tackles and recovered a blocked punt he returned for a touchdown.
- Notched at least a half-sack in four straight games, tying a team record for a rookie.
- Saw limited defensive snaps and contributed on special teams with one tackle in the AFC Wild Card Playoff vs. Tennessee (1/4).
- Made his NFL debut in a reserve role on the defensive line and made one tackle in the season-opening victory vs. Pittsburgh (9/8).
- Contributed in a reserve role on the defensive line with two tackles while also adding 1½ sacks in the win at Miami (9/15). He combined with LB Jamie Collins for his first-career sack in the third quarter and then picked up his first solo sack for an 8-yard loss in the fourth quarter. Was named Pepsi NFL Rookie of the Week for his efforts.
- Made two tackles and added a sack for an 8-yard loss in the win at Washington (10/6).
- Scored his first career touchdown when he returned a blocked punt by RB Brandon Bolden 6 yards in the win vs. N.Y. Giants (10/10). Also added a tackle on special teams.
- Contributed on defense and special teams and recorded one sack in the loss at Houston (12/1).

COLLEGE

- Four-year letter-winner at Michigan, playing in 45 games with 26 starts and totaled 185 tackles, 45 tackles for loss, 18 sacks, three forced fumbles and five fumble recoveries.
- Earned Associated Press third-team All-American honors as a senior in 2018.
- Two-time All-Big 10 honoree in 2017 and 2018.
- Started all 13 games along the defensive line as a fifth-year senior and totaled 69 tackles, 17 tackles for loss and five sacks.
- Was a semifinalist for the Chuck Bednarik Award as a senior, given to the nation's best defensive college football player.
- Started all 13 games as a senior and led the defensive line with 79 tackles, 18 tackles for loss and eight sacks.
- Played in all 13 games with two starts at defensive end as a junior and posted 25 tackles, 9½ tackles for loss, five sacks and one forced fumble.
- Redshirted as a freshman in 2014.

PERSONAL

- Played linebacker and quarterback at Thomas Jefferson High School in Jefferson Hills, Pennsylvania.
- Totaled 149 tackles, 22 sacks, seven fumble recoveries and one interception on defense and carried the ball 119 times for 1,031 yards and 17 touchdowns on offense during his career.
- Registered 57 tackles, 13 sacks, three forced fumbles and three fumble recoveries as a senior.
- Completed 14-of-29 passes for 210 yards and three touchdowns and registered 981 yards on 115 carries as a senior.
- Enrolled in the College of Literature, Science and the Arts, majoring in Evolutionary Anthropology.

- Father, Peter, played basketball at Bethany College (1977-81) and mother, Nina, was a Presidential Fitness Award winner in high school.

CHASE WINOVICH **STATISTICS**

POS: DL HT: 6-3 WT: 250 LBS YEAR: 2ND ACQ: D3a-19 (77TH) COLLEGE: MICHIGAN BORN: 4/19/95

REGUL AR SEASON STATISTICS

			TACKLES					INTERCEPTIONS						MISCELLANEOUS				
Year	*Team*	*G/S*	*TT*	*UT*	*A*	*S*	*YDS*	*NO*	*YDS*	*AVG*	*LG*	*TD*	*PD*	*FF*	*FR*	*YDS*	*TD*	*SPT*
2019	Patriots	16/0	20	12	8	5.5	37.5	0	0	0.0	0	0	0	0	0	0	0	6
2020	Patriots	1/1	6	4	2	0.0	0.0	0	0	0.0	0	0	0	0	0	0	0	0
Totals – 2 Years		**17/1**	**26**	**16**	**10**	**5.5**	**37.5**	**0**	**0**	**0.0**	**0**	**0**	**0**	**0**	**0**	**0**	**0**	**6**

Additional Statistics: 1 Blocked Punt Return 6 yards for TD vs. N.Y. Giants (10/10/19).

POSTSEASON STATISTICS

			TACKLES					INTERCEPTIONS						MISCELLANEOUS				
Year	*Team*	*G/S*	*TT*	*UT*	*A*	*S*	*YDS*	*NO*	*YDS*	*AVG*	*LG*	*TD*	*PD*	*FF*	*FR*	*YDS*	*TD*	*SPT*
2019	Patriots	1/0	0	0	0	0.0	0.0	0	0	0.0	0	0	0	0	0	0	0	1
Totals – 1 Year		**1/0**	**0**	**0**	**0**	**0.0**	**0.0**	**0**	**0**	**0.0**	**0**	**0**	**0**	**0**	**0**	**0**	**0**	**1**

WINOVICH'S CAREER **GAME-BY-GAME**

2019	*OPPONENT*	*P/S*	*TT*	*UT*	*A*	*S*	*YDS*	*INT*	*YDS*	*PD*	*FF*	*FR*	*SPT*
09/08	Pittsburgh	p	1	1	0	-	-	-	-	-	-	-	-
09/15	at Miami	p	2	1	1	1.5	11.5	-	-	-	-	-	-
09/22	N.Y. Jets	p	1	0	1	0.5	3.5	-	-	-	-	-	-
09/29	at Buffalo	p	1	1	0	1.0	11.0	-	-	-	-	-	-
10/06	at Washington	p	2	1	1	1.0	8.0	-	-	-	-	-	-
10/10	N.Y. Giants	p	0	0	0	-	-	-	-	-	-	-	1
10/21	at N.Y. Jets	p	1	1	0	-	-	-	-	-	-	-	-
10/27	Cleveland	p	1	0	1	0.5	2.5	-	-	-	-	-	-
11/03	at Baltimore	p	1	1	0	-	-	-	-	-	-	-	-
11/17	at Philadelphia	p	2	2	0	-	-	-	-	-	-	-	1
11/24	Dallas	p	1	1	0	-	-	-	-	-	-	-	1
12/01	at Houston	p	1	1	0	1.0	1.0	-	-	-	-	-	-
12/08	Kansas City	p	2	2	0	-	-	-	-	-	-	-	1
12/15	at Cincinnati	p	2	0	2	-	-	-	-	-	-	-	-
12/21	Buffalo	p	1	0	1	-	-	-	-	-	-	-	2
12/29	Miami	p	1	0	1	-	-	-	-	-	-	-	-
2019 Totals		**16/0**	**20**	**12**	**8**	**5.5**	**37.5**	**0**	**0**	**0**	**0**	**0**	**6**
01/04	Tennessee	p	0	0	0	-	-	-	-	-	-	-	1
2019 Postseason		**1/0**	**0**	**0**	**0**	**0.0**	**0.0**	**0**	**0**	**0**	**0**	**0**	**1**

DEATRICH **WISE JR.**

91 | DEFENSIVE LINE

HT: 6-5 | **WT:** 275 | **Born:** 7/26/1994 | **Exp. (NFL/Patriots):** 4/4
GP/GS (Playoffs): 46/11 (5/2) | **Acq:** D4-17 (131st)
College: Arkansas | **Hometown:** Carrollton, Texas

SUPER BOWLS: 18

PRONOUNCED DEE-tritch

CAREER TRANSACTIONS

Deatrich Wise, Jr. was drafted by the New England Patriots in the fourth round (131st overall) of the 2017 NFL Draft.

SEASONAL REVIEWS

2020 (1/0)

- Played as a reserve in the season-opening win vs. Miami (9/13) and made one tackle.

2019 (14/3, 1/1)

- Played in 14 regular-season games with three starts and totaled 26 tackles, two sacks and one forced fumble as part of a defense that finished No. 1 in the NFL in total defense (275.9 yards per game) and scoring (14.1 points allowed per game).
- Started along the defensive line and registered four tackles in the AFC Wild Card Playoff vs. Tennessee (1/4).
- Was inactive for the victory at Miami (9/15) and was active but did not play at Baltimore (11/3).
- Contributed in a reserve role on the defensive line with one tackle, a sack and a forced fumble in the season-opening victory vs. Pittsburgh (9/8).
- Started along the defensive line for the third time in the season and made two tackles and one sack vs. Kansas City

(12/8).

- Contributed on defense as a key reserve and led the team with seven tackles in the win at Cincinnati (12/15).

2018 (16/5, 1/1)

- Appeared in all 16 regular-season games with five starts and finished with a career-best 30 tackles, while also adding 4½ sacks.
- Missed the first two postseason contests due to injury but started at defensive end and made five tackles in the Super Bowl LIII victory vs. the Los Angeles Rams (2/3).
- Contributed as a reserve defensive end in the season-opening victory vs. Houston (9/9), finishing with three tackles total and 1½ sacks of QB Deshaun Watson for a total of 7½ yards lost.
- Totaled four tackles as a reserve defensive end and had a 7-yard sack of QB Matthew Stafford at Detroit (9/23).
- Contributed as a reserve defensive lineman and made two tackles, while also adding a sack of QB Mitchell Trubisky for a 4-yard loss during the win at Chicago (10/21).
- Made his first start of the season and finished with one tackle as a defensive end in the win at Buffalo (10/29).
- Contributed in a reserve role on the defensive line and made one tackle, while also adding a sack of QB Josh McCown for a 7-yard loss in the win at N.Y. Jets (11/25).

2017 (16/3, 3/0)

- Appeared in all 16 regular-season games with three starts as a rookie and logged 26 tackles, five sacks and one pass defensed.
- Appeared in all three postseason contests as a reserve and tallied four tackles and two sacks.
- Contributed in a reserve role at defensive end and made his first career tackle and sack when he dropped QB Alex Smith for a 12-yard loss in the second quarter of the season-opener vs. Kansas City (9/7).
- Was a key contributor in a reserve role at defensive end with two tackles for loss, five quarterback hits and a sack for an 8-yard loss, for the second-consecutive game in the win at New Orleans (9/17). Became the first Patriots rookie to have a sack in his first two NFL games since Chandler Jones in 2012.
- Made his first-career start on the defensive line and finished with two tackles in the win at N.Y. Jets (10/15).
- Contributed on defense with two tackles, while adding a sack of QB Tyrod Taylor for a 4-yard loss in the first quarter and adding another half sack late in the fourth quarter of the win vs. Buffalo (12/24).
- Made his postseason debut in a reserve role at defensive end and had the first multi-sack game of his career to go along with two tackles in the Divisional Playoff victory vs. Tennessee (1/13). Took down QB Marcus Mariota for a 4-yard loss on Tennessee's opening drive of the game and added his second sack for an 8-yard loss in the fourth quarter.

COLLEGE

- Played in 50 games with 10 starts at Arkansas and tallied 112 tackles, 16½ sacks, 17 quarterback hurries, six passes defensed and four forced fumbles.
- Ranks 10th in school history with 16½ career sacks.
- Served as a team captain as a senior in 2016. Played in 13 games with eight starts and totaled 49 tackles. Finished second on the team with 3½ sacks. Also forced one fumble, notched seven quarterback pressures and three passes defensed.
- Played in all 13 games as a junior and led the team with eight sacks. Also posted 31 tackles, three forced fumbles, five quarterback pressures and three passes defensed.
- Saw action in 10 contests and started once at defensive end as a sophomore. Logged 13 tackles and two sacks.
- Played in all 12 games as a freshman and totaled 17 tackles, two sacks, one fumble recovery and two quarterback hurries.

PERSONAL

- Recorded 113 tackles, including 12 for loss with 10 sacks, two forced fumbles, two quarterback hurries and one blocked field goal in 2011 while helping Hebron (Texas) High School to the state playoffs. Following his senior campaign, he was named District 8-5A Defensive Player of the Year.
- In his junior season, he totaled 40 tackles, including seven sacks.
- Chose Arkansas after also receiving offers from Texas A&M, Vanderbilt, Arizona, Purdue and Wake Forest.
- Son of Deatrich Sr. and Sheila Wise.
- Father was drafted in the ninth round of the 1988 NFL Draft by the Seattle Seahawks and also spent time with the New Orleans Saints and the CFL's British Columbia Lions.
- Has two younger brothers that played college football. Daniel played defensive tackle at Kansas and spent his rookie season on the Dallas Cowboys practice squad, while Solomon plays defensive end at the University of Texas San Antonio.
- Earned his undergraduate degree in kinesiology in 2016.
- Earned 2012-13 First-Year SEC Academic Honor Roll honors.
- Married wife, Chanell, in the 2019 offseason.

DEATRICH WISE JR. **STATISTICS**

POS: DL HT: 6-5 WT: 275 LBS YEAR: 4TH ACQ: D4-17 (131ST) COLLEGE: ARKANSAS BORN: 7/26/94

REGULAR SEASON DEFENSIVE STATISTICS

			TACKLES					INTERCEPTIONS						MISCELLANEOUS				
Year	*Team*	*G/S*	*TT*	*UT*	*A*	*S*	*YDS*	*NO*	*YDS*	*AVG*	*LG*	*TD*	*PD*	*FF*	*FR*	*YDS*	*TD*	*SPT*
2017	Patriots	16/3	26	16	10	5.0	38.0	0	0	0.0	0	0	1	0	0	0	0	0
2018	Patriots	16/5	30	15	15	4.5	25.5	0	0	0.0	0	0	0	0	0	0	0	0
2019	Patriots	14/3	26	20	6	2.0	12.0	0	0	0.0	0	0	0	1	0	0	0	0
2020	Patriots	1/0	1	0	1	0.0	0.0	0	0	0.0	0	0	0	0	0	0	0	0
Totals – 4 Years		**47/11**	**83**	**51**	**32**	**11.5**	**75.5**	**0**	**0**	**0.0**	**0**	**0**	**1**	**1**	**0**	**0**	**0**	**0**

POSTSEASON DEFENSIVE STATISTICS

			TACKLES					INTERCEPTIONS						MISCELLANEOUS				
Year	*Team*	*G/S*	*TT*	*UT*	*A*	*S*	*YDS*	*NO*	*YDS*	*AVG*	*LG*	*TD*	*PD*	*FF*	*FR*	*YDS*	*TD*	*SPT*
2017	Patriots	3/0	4	3	1	2.0	12.0	0	0	0.0	0	0	0	0	0	0	0	0
2018	Patriots	1/1	5	3	2	0.0	0.0	0	0	0.0	0	0	0	0	0	0	0	0
2019	Patriots	1/1	4	2	2	0.0	0.0	0	0	0.0	0	0	0	0	0	0	0	0
Totals – 3 Years		**5/2**	**13**	**8**	**5**	**2.0**	**12.0**	**0**	**0**	**0.0**	**0**	**0**	**0**	**0**	**0**	**0**	**0**	**0**

WISE'S CAREER **GAME-BY-GAME**

2017		*OPPONENT*	*P/S*	*TT*	*UT*	*A*	*S*	*YDS*	*INT*	*YDS*	*PD*	*FF*	*FR*	*SPT*
09/07		Kansas City	p	1	1	0	1.0	12.0	-	-	-	-	-	-
09/17	at	New Orleans	p	2	2	0	1.0	8.0	-	-	-	-	-	-
09/24		Houston	p	2	1	1	-	-	-	-	1	-	-	-
10/01		Carolina	p	1	1	0	-	-	-	-	-	-	-	-
10/05	at	Tampa Bay	p	1	1	0	1.0	10.0	-	-	-	-	-	-
10/15	at	N.Y. Jets	S	2	0	2	-3	-	-	-	-	-	-	-
10/22		Atlanta	S	2	2	0	-	-	-	-	-	-	-	-
10/29		L.A. Chargers	p	1	0	1	-	-	-	-	-	-	-	-
11/12	at	Denver	p	1	1	0	-	-	-	-	-	-	-	-
11/19	at	Oakland	p	3	3	0	-	-	-	-	-	-	-	-
11/26		Miami	p	1	1	0	-	-	-	-	-	-	-	-
12/03	at	Buffalo	S	4	1	3	-	-	-	-	-	-	-	-
12/11	at	Miami	p	0	0	0	-	-	-	-	-	-	-	-
12/17	at	Pittsburgh	p	2	0	2	0.5	4.0	-	-	-	-	-	-
12/24		Buffalo	p	2	1	1	1.5	4.0	-	-	-	-	-	-
12/31		N.Y. Jets	p	1	1	0	-	-	-	-	-	-	-	-
2017 Totals			**16/3**	**26**	**16**	**10**	**5.0**	**38.0**	**0**	**0**	**1**	**0**	**0**	**0**
01/13		Tennessee	p	2	2	0	2.0	12.0	-	-	-	-	-	-
01/21		Jacksonville	p	2	1	1	-	-	-	-	-	-	-	-
02/04		Philadelphia	p	0	0	0	-	-	-	-	-	-	-	-
2017 Postseason			**3/0**	**4**	**3**	**1**	**2.0**	**12.0**	**0**	**0**	**0**	**0**	**0**	**0**

2018		*OPPONENT*	*P/S*	*TT*	*UT*	*A*	*S*	*YDS*	*INT*	*YDS*	*PD*	*FF*	*FR*	*SPT*
09/09		Houston	p	3	2	1	1.5	7.5	-	-	-	-	-	-
09/16	at	Jacksonville	p	0	0	0	-	-	-	-	-	-	-	-
09/23	at	Detroit	p	4	3	1	1.0	7.0	-	-	-	-	-	-
09/30		Miami	p	1	0	1	-	-	-	-	-	-	-	-
10/04		Indianapolis	p	1	1	0	-	-	-	-	-	-	-	-
10/14		Kansas City	p	0	0	0	-	-	-	-	-	-	-	-
10/21	at	Chicago	p	2	2	0	1.0	4.0	-	-	-	-	-	-
10/29	at	Buffalo	S	1	1	0	-	-	-	-	-	-	-	-
11/04		Green Bay	S	3	1	2	-	-	-	-	-	-	-	-
11/11	at	Tennessee	S	5	2	3	-	-	-	-	-	-	-	-
11/25	at	N.Y. Jets	p	1	1	0	1.0	7.0	-	-	-	-	-	-
12/02		Minnesota	p	0	0	0	-	-	-	-	-	-	-	-
12/09	at	Miami	p	3	0	3	-	-	-	-	-	-	-	-
12/16	at	Pittsburgh	p	0	0	0	-	-	-	-	-	-	-	-
12/23		Buffalo	S	1	0	1	-	-	-	-	-	-	-	-
12/30		N.Y. Jets	S	5	2	3	1.0	5.0	-	-	-	-	-	-
2018 Totals			**16/5**	**30**	**15**	**15**	**4.5**	**25.5**	**0**	**0**	**0**	**0**	**0**	**0**
01/13		L.A. Chargers	Inactive											
01/20	at	Kansas City	Inactive											
02/03		L.A. Rams	S	5	3	2	-	-	-	-	-	-	-	-
2018 Postseason			**1/1**	**5**	**3**	**2**	**0.0**	**0.0**	**0**	**0**	**0**	**0**	**0**	**0**

2018		*OPPONENT*	*P/S*	*TT*	*UT*	*A*	*S*	*YDS*	*INT*	*YDS*	*PD*	*FF*	*FR*	*SPT*
09/08		Pittsburgh	p	1	1	0	1.0	0.0	-	-	-	1	-	-
09/15	at	Miami	Inactive											
09/22		N.Y. Jets	p	0	0	0	-	-	-	-	-	-	-	-
09/29	at	Buffalo	p	1	1	0	-	-	-	-	-	-	-	-
10/06	at	Washington	p	2	2	0	-	-	-	-	-	-	-	-
10/10		N.Y. Giants	p	2	2	0	-	-	-	-	-	-	-	-
10/21	at	N.Y. Jets	S	2	1	1	-	-	-	-	-	-	-	-
10/27		Cleveland	p	3	3	0	-	-	-	-	-	-	-	-
11/03	at	Baltimore	Did Not Play											
11/17	at	Philadelphia	S	1	1	0	-	-	-	-	-	-	-	-
11/24		Dallas	p	1	1	0	-	-	-	-	-	-	-	-
12/01	at	Houston	p	1	1	0	-	-	-	-	-	-	-	-
12/08		Kansas City	S	2	2	0	1.0	12.0	-	-	-	-	-	-
12/15	at	Cincinnati	p	7	3	4	-	-	-	-	-	-	-	-
12/21		Buffalo	p	0	0	0	-	-	-	-	-	-	-	-
12/29		Miami	p	3	2	1	-	-	-	-	-	-	-	-
2019 Totals			**14/3**	**26**	**20**	**6**	**2.0**	**12.0**	**0**	**0**	**0**	**1**	**0**	**0**
01/04		Tennessee	S	4	2	2	-	-	-	-	-	-	-	-
2019 Postseason			**1/1**	**4**	**2**	**2**	**0.0**	**0.0**	**0**	**0**	**0**	**0**	**0**	**0**

ISAIAH **WYNN**

76 | OFFENSIVE LINE

HT: 6-2 | **WT:** 310 | **Born:** 12/9/1995 | **Exp. (NFL/Patriots):** 3/3
GP/GS (Playoffs): 9/9 (1/1) | **Acq:** D1a-18 (23rd)
College: Georgia | **Hometown:** St. Petersburg, Fla.

SUPER BOWLS: 18

PRONOUNCED eye-ZAY-ah WIN

CAREER TRANSACTIONS

Isaiah Wynn was drafted by the New England Patriots in the first round (23rd overall) of the 2018 NFL Draft.

SEASONAL REVIEWS

2020 (1/1)

- Started at left tackle as part of an offensive line that helped pave the way for 217 yards rushing in the season-opening win vs. Miami (9/13).

2019 (8/8, 1/1)

- Started all eight regular-season games he played in at left tackle.
- Made his NFL debut after missing the 2018 season due to injury and started at left tackle in the season-opening victory vs. Pittsburgh (9/8).
- Suffered an injury Week 2 at Miami (9/15) and was placed on injured reserve on Sept. 17. Was activated to the 53-man roster on Nov. 19 and returned to the starting lineup Week 11 vs. Dallas (11/24).
- Started at left tackle in his first career postseason appearance during the AFC Wild Card Playoff vs. Tennessee (1/4).

2018 (0/0, 0/0)

- Suffered an injury during the preseason and was placed on injured reserve prior to the start of the regular season.

COLLEGE

- Was named to the 2017 Associated Press All-America Second Team and American Football Coaches Association All-America Second Team.
- Also earned Coaches and Associated Press All-SEC First Team honors.
- Played in 52 games with 41 starts during his career, appearing at both guard and tackle.
- Named team captain as a senior.
- Started at left tackle in all 15 games he appeared in as a senior. Named SEC Offensive Lineman of the Week after the Vanderbilt game, when Georgia racked up 423 rushing yards.
- Played and started in 12-of-13 games at left guard as a junior.
- Started all 13 games he appeared in as a sophomore. Recipient of one of team's Most Improved Player awards.
- Played in 11 games as a freshman, making one start.

PERSONAL

- Was a U.S. Army All-American and member of the Class AAAAA All-State Team.
- Named one of *Tampa Bay Times*' Top High School Athletes and earned *Tampa Bay Times* All-Sun Coast First Team honors.
- Helped pave the way for Lakewood (Florida) to rush for 2,371 yards during his senior season.
- Majored in human development & family science at Georgia.

EXTRA POINTS

- Isaiah Wynn and fellow 2018 first-round draft pick RB Sony Michel were roommates for two years and co-captains at Georgia.
- In 2018, Wynn and Michel became the first college teammates picked in the first round in New England's draft history. They were also the first college teammates to be picked in the first round by the same team since 2005, when CB Carlos Rodgers (ninth overall) and QB Jason Campbell (25th overall) out of Auburn were drafted by Washington.

CALEB BENENOCH

65 | OFFENSIVE LINE

HT: 6-5 | **WT:** 305 | **Born:** 8/8/1994 | **Exp. (NFL/Patriots):** 5/2
GP/GS (Playoffs): 35/22 (0/0) | **Acq:** FA -19
College: UCLA | **Hometown:** Katy, Texas

PRONOUNCED ben-en-KNOCK

CAREER TRANSACTIONS

Caleb Benenoch was signed by the New England Patriots to the practice squad on Sept. 12, 2019... Originally drafted by Tampa Bay in the fifth round (148th overall) of the 2016 NFL Draft... Released by Tampa Bay (9/11/19) ... Signed by New England as a free agent (9/17/19) ... Released by New England (10/1/19) ... Claimed off waivers and awarded to Carolina from New England (10/2/19) ... Released by Carolina (10/22/19) ... Signed by Dallas as a free agent (12/11/19) ... Claimed off waivers and awarded to Detroit from Dallas (12/16/19) ... Released by Detroit (8/23/20).

SEASONAL REVIEWS

2020 (0/0)

- Went to training camp with Detroit and was released prior to the start of the regular season.

2019 (1/0 – TAMPA BAY)

- Played as a reserve in the first game of the season vs. San Francisco (9/8).
- Released by Tampa Bay on Sept. 11 and spent time with New England, Carolina, Dallas and Detroit.

2018 (16/16 – TAMPA BAY)

- Played and started all 16 regular season games at right guard
- Part of an offensive line that blocked for the leading NFL passing attack, averaging 320.3 yards per game. Also ranked third in total yards per game (415.5) and passed for the fourth most yards in a season (5,125) in NFL history.

2017 (13/5 – TAMPA BAY)

- Appeared in 13 games with five starts.
- Saw action along the offensive line and on special teams throughout the season.
- Lined up at fullback on Doug Martin's one-yard touchdown run in the fourth quarter at Arizona (10/15).
- Inactive at Buffalo (10/22), vs. N.Y. Jets (11/12) and at Miami (11/19).
- Played as an extra offensive lineman and injury replacement in 19 snaps at Atlanta (11/26).
- Started the final five games of the season at right tackle.

2016 (5/1 – TAMPA BAY)

- Inactive for first eight games of season.
- Started in NFL debut vs. Chicago (11/13) at right guard.
- Played 58 snaps at left guard at Kansas City (11/20).
- Inactive vs. New Orleans (12/11), at Dallas (12/18) and vs. Carolina (1/1).

COLLEGE

- Started the final 35 games he played in during his tenure at UCLA (2013-15), playing both tackle and guard.
- Selected as an honorable mention All-Pac-12 offensive lineman following his sophomore season in 2014. Started all 13 games and helped running back Paul Perkins record the second-highest single season rushing total in team history with 1,572 rushing yards.
- Named second-team Freshman All-American by 247Sports and was presented th John Boncheff Jr. Award for Rookie of the Year by his peers at UCLA.

PERSONAL

- Attended Seven Lakes High School in Katy, Tex.
- Ranked as the number 12 guard in the nation and number two guard in the Midlands Region when coming out of high school by Scout.com.
- Originally born in Lagos, Nigeria.

RASHOD **BERRY**

43 | TIGHT END/DEFENSIVE END

HT: 6-4 | **WT:** 255 | **Born:** 10/14/1996
Exp. (NFL/Patriots): Rookie | **Acq:** FA-20
College: Ohio State | **Hometown:** Lorain, Ohio

PRONOUNCED ruh-SHAWD

CAREER TRANSACTIONS

Rashod Berry was signed by the New England Patriots to the practice squad on Sept. 6, 2020 ... Originally signed by New England as a rookie free agent (5/5/20) ... Released by New England (9/5/20).

COLLEGE

- Spent five years, including a 2015 red-shirt year, with the program.
- Played in four victories over Michigan and was a part of three consecutive outright Big Ten Conference championship teams.
- He played along the defensive line early in his career and at tight end for three years.
- As a senior he played along the defensive line and at tight against Maryland and Rutgers.
- Played in 50 games with four starts at tight end over his career and caught 17 passes for 198 yards and four touchdowns.

PERSONAL

- A two-time Associated Press all-state honoree, including first-team Division I honors in 2014 at Lorain High School (Ohio).
- Helped Lorain High School to a 7-4 record in 2014 and the first state playoff appearance in school history.
- Majored in family resource management at Ohio State.

TASHAWN **BOWER**

96 | DEFENSIVE LINE

HT: 6-5 | **WT:** 250 | **Born:** 2/18/1995 | **Exp. (NFL/Patriots):** 3/2
GP/GS (Playoffs): 7/0 (0/0) | **Acq:** FA-19
College: Louisiana State | **Hometown:** Kenilworth, N.J.

PRONOUNCED tuh-SHAWN

CAREER TRANSACTIONS

Tashawn Bower was signed by the New England Patriots to the practice squad on Sept. 6, 2020 ... Originally signed by Minnesota as a rookie free agent (5/5/17) ... Released by Minnesota (10/15/19) ... Signed by New England to the practice squad (11/21/19) ... Released by New England (11/21/19).

2019 (0/0, 0/0 – NEW ENGLAND)

- Signed by the Patriots to the practice squad on Nov. 21.

2019 (0/0 – MINNESOTA)

- Began the season with Minnesota on the Non-Football Injury list and was released on Oct. 15.

2018 (5/0 – MINNESOTA)

- Played in five games as a reserve and made six tackles.
- Was inactive for nine games and active but did not play in two others.
- Posted a single-game career-high six tackles vs. Buffalo (9/23).

2017 (2/0, 0/0 – MINNESOTA)

- Made the 53-man roster as a rookie free agent and played in two regular-season games as a reserve. Tallied one tackle for a sack.
- Was inactive for 14 regular-season games and both playoff contests.
- Made his NFL debut vs. Cleveland (11/19).
- Played as a reserve and posted the first sack of his career vs. L.A. Rams (11/19).

COLLEGE

- Appeared in 40 games at LSU, making seven starts during his four-year career. Totaled 60 tackles, 5½ sacks and two forced fumbles throughout his collegiate career.
- Played defensive end his first three seasons before transitioning to hybrid outside linebacker/defensive end as a senior.
- Totaled 23 tackles and four sacks as a senior in his new role. Part of an LSU defense that allowed the fewest touchdowns (16) and fewest touchdowns per game (1.3) in col-

lege football in 2016.

- Participated in the NFLPA's Collegiate Bowl prior to the draft.

PERSONAL

- Attended Immaculata High School (New Jersey) and finished his career with 95 tackles, 11 sacks, seven passes defensed and three forced fumbles.
- Participated in the Semper Fidelis All-American Bowl.

TASHAWN BOWER **STATISTICS**

POS: DL HT: 6-5 WT: 250 LBS YEAR: 3RD ACQ: FA-19 COLLEGE: LOUISIANA STATE BORN: 2/18/95

REGULAR SEASON DEFENSIVE STATISTICS

			TACKLES					INTERCEPTIONS					MISCELLANEOUS					
Year	*Team*	*G/S*	*TT*	*UT*	*A*	*S*	*YDS*	*NO*	*YDS*	*AVG*	*LG*	*TD*	*PD*	*FF*	*FR*	*YDS*	*TD*	*SPT*
2017	Vikings	2/0	1	1	0	1.0	7.0	0	0	0.0	0	0	0	0	0	0	0	0
2018	Vikings	5/0	6	4	2	0.0	0.0	0	0	0.0	0	0	0	0	0	0	0	0
2019	Patriots	0/0				Practice Squad												
Totals – 2 Years		**7/0**	**7**	**5**	**2**	**1.0**	**7.0**	**0**	**0**	**0.0**	**0**	**0**	**0**	**0**	**0**	**0**	**0**	**0**

POSTSEASON DEFENSIVE STATISTICS

			TACKLES					INTERCEPTIONS					MISCELLANEOUS					
Year	*Team*	*G/S*	*TT*	*UT*	*A*	*S*	*YDS*	*NO*	*YDS*	*AVG*	*LG*	*TD*	*PD*	*FF*	*FR*	*YDS*	*TD*	*SPT*
2017	Vikings	0/0	0	0	0	1.0	7.0	0	0	0.0	0	0	0	0	0	0	0	0
2019	Patriots	0/0				Practice Squad												
Totals – 2 Years		**0/0**	**0**	**0**	**0**	**0.0**	**0.0**	**0**	**0**	**0.0**	**0**	**0**	**0**	**0**	**0**	**0**	**0**	**0**

MYLES **BRYANT**

41 | DEFENSIVE BACK

HT: 5-9 | **WT:** 185 | **Born:** 1/2/1998
Exp. (NFL/Patriots): Rookie | **Acq:** FA-20
College: Washington | **Hometown:** Pasadena, Calif.

CAREER TRANSACTIONS

Myles Bryant was signed by the New England Patriots to the practice squad on Sept. 6, 2020 ... Originally signed by New England as a rookie free agent (5/5/20) ... Released by New England (9/5/20).

COLLEGE

- Played in 49 games during his college career and finished with 114 total tackles, 4½ sacks, four interceptions with one returned for a touchdown, 15 passes defensed, two fumble recoveries and three forced fumbles.
- As a senior in 2019, was named to the All-Pac 12 second team and also to the Pro Football Focus, Phil Steele and Associated Press All-Pac 12 second team.
- Played in 11-of-14 games during his true freshman season at Washington.

PERSONAL

- Helped lead Loyola High School in Pasadena, California o a 9-3 record and the quarterfinals of the CIF Southern Section Pac-5 playoffs as a senior in 2015.
- Recorded 68 tackles, plus 28 receptions for 406 yards as a senior.



JAKE **BURT**

82 | TIGHT END

HT: 6-3 | **WT:** 260 | **Born:** 8/25/1996
Exp. (NFL/Patriots): Rookie | **Acq:** FA-20
College: Boston College | **Hometown:** Lynnfield, Mass.

CAREER TRANSACTIONS

Jake Burt was signed by the New England Patriots to the practice squad on Sept. 6, 2020 ... Originally signed by New England as a rookie free agent (5/5/20) ... Released by New England (9/5/20).

COLLEGE

- Finished his college career with 23 receptions for 307 yards and two touchdowns.
- Played in eight games as a true freshman in 2015 but missed his sophomore season in 2016 due to injury and was granted a redshirt.
- As a senior in 2019, he caught 15 passes for 212 yards and one touchdown.

PERSONAL

- Recorded 28 receptions for 255 yards and seven touchdowns as a senior at St. John's Prep in Danvers, Massachusetts.
- Born and raised in Lynnfield, Massachusetts.



NICK **FOLK**

6 | KICKER

HT: 6-1 | **WT:** 222 | **Born:** 11/5/1984 | **Exp. (NFL/Patriots):** 13/2
GP/GS (Playoffs): 162/0 (5/0) | **Acq:** FA -19
College: Arizona | **Hometown:** Sherman Oaks, Calif.
PRO BOWLS: 07

CAREER TRANSACTIONS

Nick Folk was activated by the New England Patriots to the 53-man roster from the practice squad (Standard Elevation) on Sept. 12, 2020 ... Originally drafted by Dallas in the sixth round (178th overall) of the 2007 NFL Draft ... Released by Dallas (12/22/09) ... Signed by N.Y. Jets as a free agent (2/23/10) ... Re-signed by N.Y. Jets as an unrestricted free agent (7/30/11) ... Re-signed by N.Y. Jets as an unrestricted free agent (3/14/12) ... Re-signed by N.Y. Jets as an unrestricted free agent (3/17/13) ... Released by N.Y. Jets (2/24/17) ... Signed by Tampa Bay as a free agent (3/20/17) ... Released by Tampa Bay (2/22/18) ... Signed by New England (10/30/19) ... Released by New England (11/29/19) ... Re-signed by New England (12/7/19) Re-signed by New England as a free agent (8/24/20) ... Released by New England (9/5/20) ... Signed by New England to the practice squad (9/6/20).

SEASONAL REVIEWS

2020 (1/0)

- Connected on all three extra points and missed his only field goal attempt in the season-opening win over Miami (9/13).

2019 (7/0, 1/0)

- Spent the 2019 NFL offseason with the Arizona Hotshots of the Alliance of American Football.
- Signed with New England as a free agent on Oct. 30, 2019, was released on Nov. 29, 2019 and re-signed on Dec. 7, 2019.
- Appeared in seven regular-season games and successfully converted 14-of-17 field goal attempts and all 12 extra point tries.
- Made both field goals (36, 21) he attempted and an extra point in the AFC Wild Card loss vs. Tennessee (1/4).
- Made his Patriots debut and made two-of-two field goals (22, 19 yards) and made both extra points he attempted in the loss at Baltimore (11/3).
- Made all three field goals he attempted (35, 22, 39 yards) in the win at Philadelphia (11/17).
- Made all four kicks he attempted with three field goals (36, 51, 20) and one extra point in the win vs. Buffalo (12/21). His 51-yard field goal in the third quarter was a season-long for Folk and the Patriots.

2017 (4/0 – TAMPA BAY)

- Played in four games for the Buccaneers and converted 6-of-11 field-goal attempts and 7-of-9 extra points before

HONORS & AWARDS

2013: AFC Special Teams Player of the Week (Wk 1), AFC Special Teams Player of the Week (Wk 9)

2007: Pro Bowl, PFWA All-Rookie Team, NFC Special Teams Player of the Week (Wk 5)

SINGLE-GAME CAREER HIGHS

REGULAR SEASON:

Extra Points Made:	6	vs. Buffalo (9/9/12)
		vs. N.Y. Giants (9/9/07)
Extra Points Att:	6	vs. Buffalo (9/9/12)
		vs. N.Y. Giants (9/9/07)
Field Goals Made:	5	at Minnesota (12/7/14)
		vs. Minnesota (10/11/10)
Field Goals Att.:	5	at Minnesota (12/7/14)
		vs. Minnesota (10/11/10)
Long:	56	at Denver (10/17/10)
Points:	17	vs. Minnesota (11/10/10)

suffering a season-ending injury.

- Released by Tampa Bay on Feb. 22, 2018.

2016 (16/0 – N.Y. JETS)

- Played in all 16 games and made 27-of-31 field goals and 24-of-26 extra points.
- Had five games of three or more made field goals.
- Registered a season-high 13 points at Buffalo (9/15), including tying a season-high in four extra points.
- Connected on a season-long 51-yard field goal against New England (11/27).

2015 (8/0 – N.Y. JETS)

- Appeared in eight games for the Jets and converted 13-of-16 field goals and all 19 extra points.
- Was placed on season-ending injured reserve on Nov. 10.
- Connected on all three field-goal attempt and both extra-point attempts for a season-high 11 points at New England (10/25), including a season-long 55-yard field goal.

2014 (16/0 – N.Y. JETS)

- Played in all 16 games and successfully made 32-of-39 field-goal attempts and all 23 extra points.
- Had five games of three or more made field goals.
- Booted a season-long 55-yard field goal vs. Buffalo (10/26).
- Connected on a career-high five field-goal attempts and an extra point for a season-high 16 points at Minnesota (12/7).

2013 (16/0 – N.Y. JETS)

- Kicked in all 16 games for the Jets and converted 33-of-36 field-goal attempts and all 27 extra points for 126 points scored.
- Earned two AFC Special Teams Player of the Week honors vs. Tampa Bay (9/8) and vs. New Orleans (11/3).
- Had five games of three or more made field goals.
- Successfully booted an extra point and three field goals, including a late-game winner in the season-opening win vs. Tampa Bay (9/8). Was named AFC Special Teams Player of the Week.
- Posted a season-high 14 points on four field-goal attempts and two extra points vs. New Orleans (11/3), earning AFC Special Teams Player of the Week for his efforts.
- Kicked a season-long 54-yard field goal at Carolina (12/15).

2012 (16/0 – N.Y. JETS)

- Played in all 16 games and converted 21-of-27 field goals and all 30 extra points attempted, finishing the season with 93 points.
- Tied a career-high with six extra points made and kicked two field goals in the season-opening win vs. Buffalo (9/9).
- Tallied a season-high 14 points by connecting on all four field-goal attempts and two extra points at New England (10/21). Kicked a season-long 54-yard field goal.

2011 (16/0 – N.Y. JETS)

- Kicked in all 16 games for the Jets and finished 19-of-25 on field goals and 44-of-44 on extra points for 101 points scored on the season.
- Posted a season-high 12 points scored on three field goals and three extra points made vs. Jacksonville (9/18).
- Booted a season-long 51-yard field goal in the win at Washington (12/4).

2010 (16/0, 3/0 – N.Y. JETS)

- Played in all 16 regular-season contests for the Jets and successfully converted 30-of-39 field goals and fall 37 extra points, tallying 127 points.
- Kicked in all three playoff games and converted 2-of-3 field goals and all eight extra-point attempts.
- Notched a single-game career-high 17 points after kicking five field goals and two extra points in the win vs. Minnesota (10/11). Five field goals made also tied a career high.
- Booted a career-long 56-yard field goal at Denver (10/17).

2009 (14/0 – DALLAS)

- Appeared in 14 games for the Cowboys and converted 18-of-28 field-goal attempts and all 36 extra points, finishing the season with 90 points.
- Tallied a season-high 13 points on three made field goals and four extra points in the win vs. Atlanta (10/25).
- Released by Dallas on Dec. 22.

2008 (16/0 – DALLAS)

- Played in all 16 games for the Cowboys, scoring 102 points on 20-of-22 field goals and all 42 extra points attempted.
- Registered a season-high 15 points on four made field goals and three extra points in the win vs. San Francisco (11/23).

2007 (16/0, 1/0 – DALLAS)

- Kicked in all 16 regular-season games for Dallas as a rookie, posting a career-high 131 points on 26-of-31 field goals and 53-of-53 extra points.
- Successfully converted one field goal and two extra points in the Divisional Playoff loss vs. N.Y. Giants (1/13)
- Earned Pro Bowl honors and was named to the PFWA All-Rookie Team.
- Matched season-highs with 13 points scored at Miami (9/16), at Buffalo (10/8) and vs. Green Bay (11/29).
- Made his NFL debut and made a single-game career-high six extra points in the season-opening win vs. N.Y. Giants (9/9). Also made one field goal.

- Named NFC Special Teams Player of the Week for converting all four field-goal attempts and an extra points in the win at Buffalo (10/8).

COLLEGE

- Played collegiately at Arizona, where he made 30-of-47 field goals, with a long of 53 yards. Also went 79-of-81 on extra points.
- Earned first-team All-Pac 10 honors following his senior season in 2006.

PERSONAL

- Attended Notre Dame High School (Sherman Oaks, Calif.), where he was named to the All-California Interscholastic Federation Southern Section second-team kicker and first-team punter.
- Dual citizen of both the United States and Germany.
- Folk's mother is a direct descendant of William Bradford, an original Mayflower passenger and governor of Plymouth Colony.
- Majored in marketing at Arizona.
- Married to wife, Julianne.

NICK FOLK **STATISTICS**

POS: K HT: 6-1 WT: 222 LBS YEAR: 13TH ACQ: FA- 19 COLLEGE: ARIZONA BORN: 11/5/84

REGULAR SEASON STATISTICS

			FIELD GOALS											PATs			
Year	Team	G	1-29	Pct	30-39	Pct	40-49	Pct	50+	Pct.	Overall	Pct.	Lg	Made	Att	2-Pt	Pts.
2007	Cowboys	16	10-12	83.3	7-7	100.0	7-7	100.0	2-5	40.0	26-31	83.9	53	53	53	0	131
2008	Cowboys	16	1-1	100.0	7-8	87.5	10-11	90.9	2-2	100.0	20-22	90.9	52	42	42	0	102
2009	Cowboys	14	6-7	85.7	6-7	85.7	5-12	41.7	1-2	50.0	18-28	64.3	51	36	36	0	90
2010	N.Y. Jets	16	11-12	91.7	10-16	62.5	3-6	50.0	2-5	40.0	30-39	76.9	56	37	37	0	127
2011	N.Y. Jets	16	5-6	83.3	6-6	100.0	5-7	71.4	3-6	50.0	19-25	76.0	51	44	44	0	101
2012	N.Y. Jets	16	7-8	87.5	6-8	75.0	5-7	71.4	3-4	75.0	21-27	77.8	54	30	30	0	93
2013	N.Y. Jets	16	8-8	100.0	10-11	90.9	12-14	85.7	3-3	100.0	33-36	91.7	54	27	27	0	126
2014	N.Y. Jets	16	13-13	100.0	7-7	100.0	9-13	69.2	3-6	50.0	32-39	82.1	55	23	23	0	119
2015	N.Y. Jets	8	2-2	100.0	6-6	100.0	3-6	50.0	2-2	100.0	13-16	81.3	55	19	19	0	58
2016	N.Y. Jets	16	12-13	92.3	10-11	90.9	3-3	100.0	2-4	50.0	27-31	87.1	51	24	26	0	105
2017	Buccaneers	4	2-2	100.0	1-2	50.0	2-5	40.0	1-2	50.0	6-11	54.5	50	7	9	0	25
2019	Patriots	7	6-6	100.0	3-3	100.0	4-7	57.1	1-1	100.0	14-17	82.4	51	12	12	0	54
2020	Patriots	1	0-0	NA	0-0	NA	0-1	0.0	0-0	NA	0-1	0.0	NA	3	3	0	3
Totals – 13 Years		**162**	**83-90**	**92.2**	**83-92**	**90.2**	**68-99**	**68.7**	**25-42**	**59.5**	**259-322**	**80.4**	**56**	**353**	**359**	**0**	**1,134**

Additional Statistics: Special Teams Tackles - Career (4); 2007 (1), 2008 (1), 2010 (1), 2016 (1).

POSTSEASON STATISTICS

			FIELD GOALS											PATs			
Year	Team	G	1-29	Pct	30-39	Pct	40-49	Pct	50+	Pct.	Overall	Pct.	Lg	Made	Att	2-Pt	Pts.
2007	Cowboys	1	0-0	--	1-1	100.0	0-0	--	0-0	--	1-1	100.0	34	2	2	0	5
2010	Jets	3	0-0	--	1-2	50.0	1-1	100.0	0-0	--	2-3	66.7	42	8	8	0	14
2019	Patriots	1	1-1	100.0	1-1	100.0	0-0	--	0-0	--	2-2	0.0	36	1	1	0	7
Totals – 3 Years		**5**	**1-1**	**100.0**	**3-4**	**75.0**	**1-1**	**100.0**	**0-0**	**--**	**4-5**	**80.0**	**42**	**11**	**11**	**0**	**26**

TEREZ **HALL**

59 | LINEBACKER

HT: 6-2 | **WT:** 235 | **Born:** 11/18/1996 | **Exp. (NFL/Patriots):** 1/2
Exp. (NFL/Patriots): 0/0 (0/0) | **Acq:** FA-19
College: Missouri | **Hometown:** Lithonia, Ga.

PRONOUNCED ter-EZ

CAREER TRANSACTIONS

Terez Hall was signed by the New England Patriots to the practice squad on Sept. 6, 2020 ... Originally signed by New England as a rookie free agent (5/2/19) ... Released by New England (8/31/19) Signed by New England to the practice squad (9/1/19) ... Released by New England (9/5/20).

2019 (0/0, 0/0)

- Went to training camp with New England and was released prior to the regular season. Spent the season on the practice squad.

COLLEGE

- Appeared in 48 games over four seasons, finishing his career with 186 tackles, six sacks, an interception and a forced fumble.
- Named a senior captain in 2018, playing in all 13 games and making 74 tackles and a team-high five sacks.
- Played in all 13 games and finished with 85 tackles, including 12 for loss, while adding a sack and three passes defensed as a junior in 2017. Earned team Outstanding Underclassman Leadership Award.
- Played in 10 games in 2016 as a sophomore and posted 20 tackles.
- Saw action in 12 games as a true freshman in 2015, primarily on special teams, and finished with seven tackles defensively.

PERSONAL

- From same hometown (Lithonia, Georgia) as fellow Patriots teammate Jakobi Meyers.
- Majored in hospitality management at Missouri.

MASON **KINSEY**

84 | WIDE RECEIVER

HT: 5-10 | **WT:** 198 | **Born:** 8/29/1998
Exp. (NFL/Patriots): Rookie | **Acq:** FA-20
College: Berry College | **Hometown:** Mt. Airy, Ga.

CAREER TRANSACTIONS

Mason Kinsey was signed by the New England Patriots to the practice squad on Sept. X, 2020 ... Originally signed by Tennessee as a rookie free agent (5/7/20) ... Released by Tennessee (9/5/20).

2020 (0/0)

- Went to training camp with Tennessee and joined the Patriots practice squad prior to the start of the regular season.

COLLEGE

- Appeared in 43 games with 35 starts over four seasons at Berry College and totaled 203 receptions for 3,343 yards and 50 touchdowns, all of which rank first in program history.
- His career receiving yardage and touchdowns set Southern Athletic Association records.
- As a senior in 2019, started all 11 games and caught 65 passes for 1,221 yards and 16 touchdowns, earning All-SAA first team recognition.
- As a junior in 2018, started all 12 games and made 52 catches for 776 yards and 16 touchdowns, earning All SAA first team honors.
- As a sophomore in 2017, started all 12 games and totaled 77 receptions for 1,245 yards and 17 touchdowns, all of which were career highs and set school records.
- As a freshman in 2016, saw action in eight games and caught nine passes for 101 yards and one touchdown.

PERSONAL

- Attended Habersham Central (Ga.), where he was a two-time All-Region selection.
- Born Mason Shane Kinsey to Janet and Shane Kinsey on Aug. 29, 1998 in Demorest, Ga.
- Majored in communications at Berry.

BILL MURRAY

97 | DEFENSIVE LINE

HT: 6-4 | **WT:** 265 | **Born:** 7/3/1997
Exp. (NFL/Patriots): | Rookie **Acq:** FA-20
College: William & Mary | **Hometown:** Morristown, N.J.

CAREER TRANSACTIONS

Bill Murray was signed by the New England Patriots to the practice squad on Sept. 6, 2020 ... Originally signed by New England as a rookie free agent (5/5/20) ... Released by New England (9/5/20).

COLLEGE

- Was a two-time All-CAA selection and a three-year starter who finished his career with 143 tackles, 19 sacks, 10 blocks, four forced fumbles, two fumble recoveries and six passes defensed.
- Was a two-year letterwinner and served as a team captain as a senior.
- Appeared in all 12 games as a junior, making six starts, and finished third on the team with five quarterback hurries.
- Started all 11 games as a senior in 2019 and finished with 46 tackles, led the team with six sacks and led the nation with four blocked kicks. Also forced a fumble had one pass defensed and caught on two-point conversion.
- Started all 10 games as a junior in 2018 and totaled 48 tackles, led the team with 4½ sacks and ranked tied for fourth nationally with three blocked kicks. Also forced one fumble, recovered one fumble and defensed three passes.
- Started all 11 games as a sophomore in 2017 totaled 30 tackles, led the team with 6½ sacks, forced two fumbles, recovered one fumble and blocked two extra-point attempts.

PERSONAL

- Finished his Delbarton High School career with 52 tackles, 22 tackles for a loss, 10 sacks, two forced fumbles and two fumble recoveries.
- Also lettered in lacrosse and helped team win a state championship as a junior.
- Member of BEADS (traveled to Tanzania to help orphanages and secondary schools).
- Sister, Katie, played field hockey at Vermont.
- Majored in economics at William & Mary.

JUSTIN ROHRWASSER

5 | KICKER

HT: 6-3 | **WT:** 230 | **Born:** 12/7/1996
Exp. (NFL/Patriots): Rookie | **Acq:** D5-20 (159th)
College: Marshall | **Hometown:** Clifton Park, N.Y.

PRONOUNCED ROAR-wass-er

CAREER TRANSACTIONS

Justin Rohrwasser was signed by the New England Patriots to the practice squad on Sept. 6, 2020 ... Originally drafted by New England in the fifth round (159th overall) of the 2020 NFL Draft ... Released by New England (9/5/20).

COLLEGE

- Began his collegiate career at the University of Rhode Island for two seasons before transferring to Marshall for his final two collegiate seasons.
- Handled field goals and kickoffs as a senior during his second season at Marshall.
- Played in all 13 games in 2019 and was named Conference USA Special Teams Most Valuable Player. Also earned first team all-conference honors for Conference USA.
- Successfully converted 18-of-21 field goals with a long of 53 and hit on 35-of-36 extra points.
- Was primary person for kickoff duties, with 33 touchbacks on 62 kickoffs.
- Played in all 13 games during his first season at Marshall in

EXTRA POINTS

- The Patriots drafted K Justin Rohrwasser in the fifth-round out of Marshall. He is the 10th kicker drafted by the Patriots overall and the third kicker selected by Belichick, joining K Stephen Gostkowski in the fourth-round in 2006 out of Memphis and Owen Pochman in the seventh round in the 2001 draft out of Brigham Young.
- The 2020 draft marked the second straight year that the Patriots have used a fifth-round draft pick to select a specialist. The team drafted P Jake Bailey out of Stanford in the fifth round in 2019.

2018. Handled field goals, extra points and kickoffs. Made 15-of-21 field goal attempts, with a long of 40 and connected on 44-of-46 extra point attempts. Booted 71 kickoffs for 30 touchbacks. Recovered two fumbles on the season, becoming one of two FBS players since 2000 to have at least two fumble recoveries in a season without recording a tackle.

- Played 11 games for Rhode Island in 2016 and led the team in scoring with 41 points. Finished the season 6-of-7 on field goals and 23-of24 on extra points.
- Played in 10 games for Rhode Island in 2015 and led the team in scoring with 43 points. Was 9-of-13 on field-goal attempts and converted all 16 extra-point tries.

PERSONAL

- Played football and soccer and ran track in high school.
- Never missed an extra point in high school.
- Was a first-team all-state kicker.
- Named small school kicker of the year in 2014.
- Also played receiver, quarterback and linebacker.

D'ANGELO **ROSS**

39 | DEFENSIVE BACK

HT: 5-9 | **WT:** 190 | **Born:** 10/29/1996 | **Exp. (NFL/Patriots):** 2/2
GP/GS (Playoffs): 0/0 (0/0) | **Acq:** FA-19
College: New Mexico | **Hometown:** La Puente, Calif.

CAREER TRANSACTIONS

D'Angelo Ross was signed by the New England Patriots to the practice squad on Sept. 6, 2020 ... Originally signed by New England as a rookie free agent (5/2/19) ... Released by New England (9/5/20).

2019 (0/0, 0/0)

- Placed on injured reserve on Aug. 13, 2019.

COLLEGE

- Appeared in 23 games over his junior and senior seasons at New Mexico after transferring from Fullerton College (California)
- Played in all 12 games a senior in 2018 and made 57 tackles, one interception, a forced fumble and broke up six passes.
- Played in all 12 games a junior in 2017, starting 11 at cornerback, and made 28 tackles and leading the team with 11 passes defensed.
- Named First Team All-SCFA National Division in junior college at Fullerton College. Recorded 45 tackles, 15 pass breakups and made six interceptions as a sophomore. Helped lead team to California Junior College Championship.

PERSONAL

- Full name is D'Angelo Julius Skyler Ross.
- Graduated with a degree in business administration in December 2018.
- Son of Daniel and Wendy Ross and is one of five children.
- Has two brothers, D.J. and Eddie and two sisters, Natasha and Kymberlee.

DEVIN ROSS

17 | WIDE RECEIVER

HT: 5-9 | **WT:** 192 | **Born:** 9/5/1996 | **Exp. (NFL/Patriots):** 1/2
GP/GS (Playoffs): 0/0 (0/0) | **Acq:** FA-19
College: Colorado | **Hometown:** Los Angeles, Calif.

CAREER TRANSACTIONS

Devin Ross was signed by the New England Patriots to the practice squad on Sept. 6, 2020 ... Originally signed by Tennessee as a rookie free agent (5/11/18)... Released by Tennessee (9/2/18)... Signed by Tennessee to the practice squad (10/15/18)... Released by Tennessee (5/15/19)... Signed by Philadelphia as a free agent (5/28/19)... Released by Philadelphia (7/16/19) ... Signed by New England to the practice squad (10/15/19) ... Released by New England (9/5/20).

2019 (0/0, 0/0)

- Spent the 2019 offseason with Philadelphia and was released prior to the start of training camp.
- Signed by the Patriots to the practice squad on Oct. 15.

2018 (0/0 – TENNESSEE)

- Spent the preseason in Tennessee before being released (9/2).
- Signed to the Titans practice squad on Oct. 15, where he remained for the rest of the season.

COLLEGE

- Played in 45 games with 31 starts, tallying 143 receptions for 1,643 yards and seven touchdowns during his playing career at Colorado.
- Played in all 12 games with 11 starts, hauling in 43 passes for 508 yards and two touchdowns as a senior.
- Started all 14 games and caught a team-high 66 passes for 765 yards and five touchdowns. Earned All-Pac-12 honorable mention honors for his performance as a junior.
- Appeared in 13 games with six starts, catching 25 passes for 324 yards and two touchdowns as a redshirt sophomore.
- Redshirted his sophomore year due to injury.
- Played in 10 games and caught six passes for 24 yards as a freshman. Also returned five kickoffs for 107 yards.

PERSONAL

- Attended Bishop Alemany (California) High School. Earned PrepStar All-West Region and first team All-Serra League honors as a senior.
- Also ran track in high school.

NICK THURMAN

92 | DEFENSIVE LINE

HT: 6-4 | **WT:** 305 | **Born:** 6/12/1995 | **Exp. (NFL/Patriots):** 1/2
GP/GS (Playoffs): 0/0 (0/0) | **Acq:** FA-19
College: Houston | **Hometown:** Dallas, Texas

CAREER TRANSACTIONS

Nick Thurman was signed by the New England Patriots to the practice squad on Sept. 6, 2020 ... Originally signed by Houston as a rookie free agent (5/14/18) ... Released by Houston (9/2/18) ... Signed by Tampa Bay as a free agent (4/4/19) ... Released by Tampa Bay (4/30/19) ... Signed by New England as a free agent (5/2/19) ... Released by New England (8/31/19) Signed by New England to the practice squad (9/1/19) ... Released by New England (9/5/20).

SEASONAL REVIEWS

2019 (0/0, 0/0)

- Signed by the Patriots to the practice squad on Sept. 1 after spending training camp with the team.

2018

- Went to training camp with the Houston Texans and was released prior to the start of the regular season.

COLLEGE

- Appeared in 44 career games at Houston with 19 starts at defensive end and totaled 92 tackles, 4½ sacks and two fumble recoveries.
- Started all 12 games of his senior year in 2017 and notched 32 tackles.
- Appeared in all 12 games as a junior, making six starts, and finished third on the team with five quarterback hurries.

PERSONAL

- Finished his senior season at Lake Highlands High School with 45 tackles and seven sacks, earning first-team all-district honors and leading his team to an 8-3 record.
- Majored in retail consumer science while at Houston.

KRISTIAN **WILKERSON**

88 | WIDE RECEIVER

HT: 6-1 | **WT:** 201 | **Born:** 1/10/1997
Exp. (NFL/Patriots): Rookie | **Acq:** FA-20
College: Southeast Missouri State | **Hometown:** Memphis, Tenn.

CAREER TRANSACTIONS

Kristian Wilkerson was signed by the New England Patriots to the practice squad on Sept. X, 2020 ... Originally signed by Tennessee as a rookie free agent (5/7/20) ... Released by Tennessee (9/5/20).

2020 (0/0)

- Went to training camp with Tennessee and joined the Patriots practice squad prior to the start of the regular season.

COLLEGE

- Appeared in 47 games with 43 starts and totaled 219 receptions for 3,540 yards and 33 touchdowns over four seasons at Southeast Missouri State.
- His career catches, receiving yardage and receiving touchdowns rank first in program history.
- As a senior in 2019, started all 13 games and recorded a career-high 71 receptions for a career-high 1,350 yards and 10 touchdowns.
- As a junior in 2018, started 13 games and led the team with 61 receptions for 894 yards and a career-high 14 touchdowns.
- As a sophomore in 2017, appeared in 10 games with nine starts and recorded 52 receptions for 553 yards and five touchdowns.
- As a freshman in 2016, saw action in all 13 games and caught six passes for 69 yards and one score.

PERSONAL

- Attended Craigmont (Tenn.) High School where he totaled 60 receptions for 917 yards and 15 touchdowns as a senior.
- Born Jan, 10, 1997, to Sean Wilkerson and Michelle Vaulx.
- Majored in construction management and design at Southeast Missouri State.

XAVIER **WILLIAMS**

98 | DEFENSIVE LINEMAN

HT: 6-2 | **WT:** 309 | **Born:** 01/18/1992 | **Exp. (NFL/Patriots):** 6/1
GP/GS (Playoffs): 45/6 (4/0) | **Acq:** FA-20
College: Northern Iowa | **Hometown:** Kansas City, Mo.

SUPER BOWLS: 19

CAREER TRANSACTIONS

Xavier Williams was activated by the New England Patriots to the 53-man roster from the practice squad (Standard Elevation) on Sept. 12, 2020 ... Originally signed by Arizona as a rookie free agent (5/8/15) ... Signed by Kansas City as a restricted free agent from Arizona (3/22/18) ... Signed by New England as a free agent (8/22/20) ... Released by New England (9/5/20) ... Signed by New England to the practice squad (9/6/20)

SEASONAL REVIEWS

2020 (1/0)

- Played as a reserve in the season-opening win vs. Miami (9/13) and made two tackles.

2019 (5/0, 2/0 – KANSAS CITY)

- Played as a reserve in the first five games of the regular season and made 10 tackles and forced one fumble before being placed on injured reserve.
- Was activated from Injured Reserve for the playoffs and played in two contests as a reserve, making two tackles.
- Was active but did not play in Super Bowl LIV.

2018 (16/4, 2/0 – KANSAS CITY)

- Played in all 16 regular-season games with four starts and totaled 47 tackles, 2½ sacks and one forced fumble.
- Appeared in both playoff contests as a reserve and made nine tackles.
- Recorded three tackles and his first sack of the season vs. Jacksonville (10/7).
- Posted a season-high five tackles at Seattle (12/23).
- Recorded a career-high seven tackles in the AFC Championship Game vs. New England (1/20).

2017 (11/1 – ARIZONA)

- Played in 11 regular-season games with one start and registered 20 tackles, a half-sack and one forced fumble.
- Was inactive for five contests.
- Posted three tackles and a half-sack vs. San Francisco (10/1).

2016 (8/1 – ARIZONA)

- Played in all eight games with one start totaled six tackles.
- Was inactive for eight contests.

2015 (4/0, 0/0 – ARIZONA)

- Made the 53-man roster as an undrafted rookie and played in four games as a reserve, making two tackles.
- Was inactive for 12 regular-season contests and two playoff games.

COLLEGE

- Appeared in 42 games with 36 starts in four seasons at Northern Iowa (2010-14). Totaled 224 tackles, 15.0 sacks, and one forced fumble.
- Was a two-time first-team All-Missouri Valley Football Conference selection.
- Started all 14 games as a senior and was a finalist for the Buck Buchanan Award given to the top defensive player in the NCAA Football Championship Subdivision. Collected a career-high 93 tackles and eight sacks.
- Set a school single-season record with five blocked kicks in 2012.

PERSONAL

- Was a first-team all-conference selection at Grandview (Mo.) High School.
- Named to the Suburban Mid-Six team in 2009 and earned first-team All-Metro honors.
- Was also a three-year starter and two-time state qualifier in wrestling.
- Majored in movement and exercise science at Northern Iowa.

XAVIER WILLIAMS **STATISTICS**

POS: DL HT: 6-2 WT: 309 LBS YEAR: 6TH ACQ: FA-20 COLLEGE: NORTHERN IOWA BORN: 01/18/92

REGULAR SEASON DEFENSIVE STATISTICS

			TACKLES					INTERCEPTIONS						MISCELLANEOUS				
Year	*Team*	*G/S*	*TT*	*UT*	*A*	*S*	*YDS*	*NO*	*YDS*	*AVG*	*LG*	*TD*	*PD*	*FF*	*FR*	*YDS*	*TD*	*SPT*
2015	Cardinals	4/0	2	2	0	0.0	0.0	0	0	0.0	0	0	0	0	0	0	0	0
2016	Cardinals	8/1	6	4	2	0.0	0.0	0	0	0.0	0	0	0	0	0	0	0	0
2017	Cardinals	11/1	20	16	4	0.5	5.0	0	0	0.0	0	0	0	1	0	0	0	0
2018	Chiefs	16/4	47	25	22	2.5	17.0	0	0	0.0	0	0	0	1	0	0	0	0
2019	Chiefs	5/0	8	7	1	0.0	0.0	0	0	0.0	0	0	0	1	0	0	0	0
2020	Patriots	1/0	2	1	1	0.0	0.0	0	0	0.0	0	0	0	0	0	0	0	0
Totals – 6 Years		**45/6**	**85**	**55**	**30**	**3.0**	**22.0**	**0**	**0**	**0.0**	**0**	**0**	**0**	**3**	**0**	**0**	**0**	**0**

POSTSEASON DEFENSIVE STATISTICS

			TACKLES					INTERCEPTIONS						MISCELLANEOUS				
Year	*Team*	*G/S*	*TT*	*UT*	*A*	*S*	*YDS*	*NO*	*YDS*	*AVG*	*LG*	*TD*	*PD*	*FF*	*FR*	*YDS*	*TD*	*SPT*
2015	Cardinals	0/0			Inactive													
2018	Chiefs	2/0	9	4	5	0.0	0.0	0	0	0.0	0	0	0	0	0	0	0	0
2019	Chiefs	2/0	2	1	1	0.0	0.0	0	0	0.0	0	0	0	0	0	0	0	0
Totals – 2 Years		**4/0**	**11**	**5**	**6**	**0.0**	**0.0**	**0**	**0**	**0.0**	**0**	**0**	**0**	**0**	**0**	**0**	**0**	**0**

ISAIAH **ZUBER**

19 | WIDE RECEIVER

HT: 6-0 | **WT:** 190 | **Born:** 4/15/1997
Exp. (NFL/Patriots): Rookie | **Acq:** FA-20
College: Mississippi State | **Hometown:** Decatur, Ga.

CAREER TRANSACTIONS

Isaiah Zuber was re-signed by the New England Patriots to the practice squad on Sept. 6, 2020 ... Originally signed by New England as a rookie free agent (5/5/20) ... Released by New England (7/26/20) Signed by New England as a free agent (8/5/20) ... Released by New England (9/5/20).

COLLEGE

- Played. three seasons at Kansas State before spending his final college season at Mississippi State.
- Left Kansas State with 127 career receptions for 1,321 yards and 11 touchdown receptions, both top-10 marks in school history.
- As a senior at Mississippi State in 2019, played 13 games with three starts and caught 14 passes for 211 yards and two touchdowns.
- Played in all 12 games with nine starts at Kansas State as a junior in 2018, leading the team with 52 receptions for 619 yards and five touchdowns. Also served as primary punt and kickoff returner, averaging 17.8 yards on 10 punt returns with a touchdown and 16.3 yards on 19 kickoff returns.
- Played in every game with 11 starts as a sophomore in 2017 and led the team with 51 receptions for 510 yards and four touchdowns.
- Played in every game as a redshirt freshman in 2016 and posted 24 receptions for 192 yards and a pair of touchdowns.
- Redshirted as a true freshman in 2015.

PERSONAL

- Son of Willie Zuber and Monica Gray-Mays.
- Has three step brothers, Chris, Tim and Darius, and two sisters, Lia and Asia.
- Cousin, T.J. Stripling, played linebacker at Georgia from 2010-14.

2019 SEASON IN REVIEW

2019 AP Defensive Player of the Year CB Stephon Gilmore

2019 REGULAR SEASON FINAL STATISTICS (12-4)

HEAD COACH: BILL BELICHICK • AFC EAST DIVISION CHAMPIONS • HOME STADIUM: GILLETTE STADIUM

Date	W/L	Score		Opp.	Att.
09/08	W	33-3		Pittsburgh	65,878
09/15	W	43-0	at	Miami	65,513
09/22	W	30-14		N.Y. Jets	65,878
09/29	W	16-10	at	Buffalo	70,317
10/06	W	33-7	at	Washington	76,483
10/10	W	35-14		N.Y. Giants	65,878
10/21	W	33-0	at	N.Y. Jets	78,523
10/27	W	27-13		Cleveland	65,878
11/03	L	20-37	at	Baltimore	71,157
11/10				*BYE WEEK*	
11/17	W	17-10	at	Philadelphia	69,796
11/24	W	13-9		Dallas	65,878
12/01	L	22-28	at	Houston	72,025
12/08	L	16-23		Kansas City	65,878
12/15	W	34-13	at	Cincinnati	57,066
12/21	W	24-17		Buffalo	65,878
12/29	L	24-27		Miami	65,878
AFC PLAYOFFS					
01/04	L	13-20		Tennessee	65,878

TEAM STATISTICS	*PATS*	*OPP*
Total First Downs	**338**	**261**
Rushing	110	72
Passing	197	150
Penalty	31	39
3rd Down: Made/Att	87/227	47/195
3rd Down Pct.	38.3	24.1
4th Down: Made/Att	6/15	8/22
4th Down Pct.	40.0	36.4
Possession Avg.	**31:42**	**28:18**
Total Net Yards	**5664**	**4414**
Avg. Per Game	354.0	275.9
Total Plays	1095	948
Avg. Per Play	5.2	4.7
Net Yards Rushing	**1703**	**1528**
Avg. Per Game	106.4	95.5
Total Rushes	447	365
Net Yards Passing	**3961**	**2886**
Avg. Per Game	247.6	180.4
Sacked/Yards Lost	28/192	47/328
Gross Yards	4153	3214
Attempts/Completions	620/378	536/303
Completion Pct.	61.0	56.5
Had Intercepted	9	25
Punts/Average	**81/44.9**	**90/42.8**
Net Punting Avg.	**81/41.3**	**90/39.5**
Penalties/Yards	**94/828**	**107/920**
Fumbles/Ball Lost	**13/6**	**26/11**
Touchdowns	**49**	**25**
Rushing	17	7
Passing	25	13
Returns	7	5

SCORE BY PERIODS	*1*	*2*	*3*	*4*	*OT*	*TOTAL*
Patriots	**118**	**97**	**107**	**98**	**0**	**420**
Opponents	**46**	**82**	**51**	**46**	**0**	**225**

SCORING	*TD*	*Ru*	*Pa*	*Rt*	*PAT*	*FG*	*S*	*TP*
Folk	0	0	0	0	12/12	14/17	0	54
Michel	7	7	0	0	0/0	0/0	0	42
Edelman	6	0	6	0	0/0	0/0	0	38
White	6	1	5	0	0/0	0/0	0	38
Gostkowski	0	0	0	0	11/15	7/8	0	32
Dorsett II	5	0	5	0	0/0	0/0	0	30
Nugent	0	0	0	0	15/16	5/8	0	30
Bolden	4	3	1	0	0/0	0/0	0	24
Brady	3	3	0	0	0/0	0/0	0	18
Burkhead	3	3	0	0	0/0	0/0	0	18
Gilmore	2	0	0	2	0/0	0/0	0	12
Harry	2	0	2	0	0/0	0/0	0	12
Brown	1	0	1	0	0/0	0/0	0	6
Collins Sr.	1	0	0	1	0/0	0/0	0	6
Gordon	1	0	1	0	0/0	0/0	0	6
Hightower	1	0	0	1	0/0	0/0	0	6
Izzo	1	0	1	0	0/0	0/0	0	6
LaCosse	1	0	1	0	0/0	0/0	0	6
E. Roberts	1	0	1	0	0/0	0/0	0	6
Sanu Sr.	1	0	1	0	0/0	0/0	0	6
Slater	1	0	0	1	0/0	0/0	0	6
Van Noy	1	0	0	1	0/0	0/0	0	6
Winovich	1	0	0	1	0/0	0/0	0	6
Forbath	0	0	0	0	1/2	1/1	0	4
Patriots	**49**	**17**	**25**	**7**	**39/45**	**27/34**	**0**	**420**
Opponents	**25**	**7**	**13**	**5**	**24/25**	**17/19**	**0**	**225**

2-Pt. Conversions: Edelman, White, TM 2-4, Opponents 0-0.

RUSHING	*NO*	*YDS*	*AVG*	*LG*	*TD*
Michel	247	912	3.7	26	7
Burkhead	65	302	4.6	33t	3
White	67	263	3.9	32	1
Bolden	15	68	4.5	21	3
Harry	5	49	9.8	18	0
Brady	26	34	1.3	17	3
Edelman	8	27	3.4	9	0
Dorsett II	3	21	7.0	9	0
Harris	4	12	3.0	13	0
Sanu Sr.	1	8	8.0	8	0
Brown	1	5	5.0	5	0
Develin	2	3	1.5	2	0
Gordon	1	1	1.0	1	0
Stidham	2	-2	-1.0	-1	0
Patriots	**447**	**1703**	**3.8**	**33t**	**17**
Opponents	**365**	**1528**	**4.2**	**65t**	**7**

RECEIVING	*NO*	*YDS*	*AVG*	*LG*	*TD*
Edelman	100	1117	11.2	44	6
White	72	645	9.0	59	5
Dorsett II	29	397	13.7	58t	5
Burkhead	27	279	10.3	32	0
Meyers	26	359	13.8	32	0
Sanu Sr.	26	207	8.0	22	1
Gordon	20	287	14.4	44	1
Watson	17	173	10.2	26	0
LaCosse	13	131	10.1	24	1
Harry	12	105	8.8	18	2
Michel	12	94	7.8	19	0
Bolden	9	111	12.3	29t	1
Izzo	6	114	19.0	41	1
Brown	4	56	14.0	20t	1
Olszewski	2	34	17.0	29	0
E. Roberts	1	38	38.0	38t	1
Johnson	1	5	5.0	5	0
Tomlinson	1	1	1.0	1	0
Patriots	**378**	**4153**	**11.0**	**59**	**25**
Opponents	**303**	**3214**	**10.6**	**64t**	**13**

INTERCEPTIONS	*NO*	*YDS*	*AVG*	*LG*	*TD*
Gilmore	6	126	21.0	64t	2
D. McCourty	5	49	9.8	24	0
Jackson	5	39	7.8	19	0
Collins Sr.	3	85	28.3	69t	1
Harmon	2	27	13.5	27	0
J. McCourty	1	16	16.0	16	0
Simon	1	6	6.0	6	0
Guy	1	5	5.0	5	0
Brooks	1	0	0.0	0	0
Patriots	**25**	**353**	**14.1**	**69t**	**3**
Opponents	**9**	**211**	**23.4**	**62**	**2**

PUNTING	*NO*	*YDS*	*AVG*	*NET*	*TB*	*IN*	*LG*	*BLK*
Bailey	81	3638	44.9	41.3	6	36	65	0
Patriots	**81**	**3638**	**44.9**	**41.3**	**6**	**36**	**65**	**0**
Opponents	**90**	**3848**	**42.8**	**39.5**	**3**	**29**	**63**	**4**

PUNT RETURNS	*NO*	*FC*	*YDS*	*AVG*	*LG*	*TD*
Olszewski	20	16	179	9.0	22	0
Sanu Sr.	9	9	54	6.0	14	0
Burkhead	0	1	0	0.0	0	0
Patriots	**29**	**26**	**233**	**8.0**	**22**	**0**
Opponents	**28**	**18**	**175**	**6.3**	**17**	**0**

KICK RETURNS	*NO*	*YDS*	*AVG*	*LG*	*TD*
Bolden	23	515	22.4	38	0
White	2	41	20.5	21	0
Edelman	1	19	19.0	19	0
Patriots	**26**	**575**	**22.1**	**38**	**0**
Opponents	**29**	**607**	**20.9**	**40**	**0**

SACKS: Collins Sr. 7.0, Van Noy 6.5, Butler 6.0, Hightower 5.5, Winovich 5.5, Simon 4.0, Guy 3.0, Shelton 3.0, Bennett 2.5, Wise Jr. 2.0, Roberts 1.0, Tm 1.0
Patriots 47.0, Opponents 28.0

FIELD GOALS	*1-19*	*20-29*	*30-39*	*40-49*	*50+*
Folk	1/1	5/5	3/3	4/7	1/1
Gostkowski	0/0	3/3	3/3	1/2	0/0
Nugent	0/0	3/4	2/3	0/1	0/0
Forbath	0/0	1/1	0/0	0/0	0/0
Patriots	**1/1**	**12/13**	**8/9**	**5/10**	**1/1**
Opponents	**1/1**	**3/3**	**6/6**	**7/9**	**0/0**

GOSTKOWSKI: (25G, 41G, 35G, 39G) (48N, 28G) (37G) (23G) () () () () () () () () () ()
NUGENT: () () () () (37G, 23G) (40N) (34G) (20G, 29N, 29G, 34N) () () () () () () ()
FOLK: () () () () () () () () (22G, 19G) (35G, 39G) (44G, 46N, 48N, 42G) () (41N, 29G) (40G, 46G) (36G, 51G, 20G) (25G)
FORBATH: () () () () () () () () () () (23G) () () () ()
OPPONENTS: (19G) () () (46G, 49N) () () () (38G, 47G) (39G) (42G) () (48G, 31G, 41G) (34G, 48G) (35G) (27G, 32G)

STARTERS

Offense: WR Josh Gordon (6), Phillip Dorsett II (4), Mohamed Sanu Sr. (4), N'Keal Harry (2); LT Marshall Newhouse (8), Isaiah Wynn (8); LG Joe Thuney (16); C Ted Karras (15), James Ferentz (1); RG Shaq Mason (15), James Ferentz (1); RT Marcus Cannon (15), Marshall Newhouse (1); TE Ben Watson (8), Matt LaCosse (5), Ryan Izzo (3); 2nd WR Julian Edelman (13), N'Keal Harry (1), Mohamed Sanu Sr. (1); QB Tom Brady (16); RB Sony Michel (14), Brandon Bolden (1), James White (1); 2nd TE Matt LaCosse (3), Eric Tomlinson (2), Ryan Izzo (1); FB Jakob Johnson (3) James Develin (2); 2nd RB Rex Burkhead (1), Brandon Bolden (1) 3rd WR N'Keal Harry (2), Jakobi Meyers (1), Mohamed Sanu Sr. (1).

Defense: LE Lawrence Guy (15), Shilique Calhoun (1); DT Danny Shelton (14), Lawrence Guy (1), Deatrich Wise Jr. (1); RE John Simon (11), Adam Butler (2), Deatrich Wise Jr. (2), Michael Bennett (1); LB Kyle Van Noy (14), Elandon Roberts (1), John Simon (1); LB Dont'a Hightower (15), Ja'Whaun Bentley (1); LB Jamie Collins Sr. (15); LB Elandon Roberts (3), Ja'Whaun Bentley (1); LCB Jason McCourty (10), J.C. Jackson (6); RCB Stephon Gilmore (16), S Patrick Chung (12), Duron Harmon (2), Jonathan Jones (2); S Devin McCourty (16); DB Jonathan Jones (7), Duron Harmon (6).

2019 Coaching Staff: Cameron Achord, Assistant Special Teams; Steve Belichick, Safeties; Bret Bielema, Defensive Line; Moses Cabrera, Head Strength and Conditioning; Nick Caley, Tight Ends; DeMarcus Covington, Outside Linebackers; Ivan Fears, Running Backs; Joe Judge, Special Teams Coordinator/Wide Receivers; Mick Lombardi, Assistant Quarterbacks, Deron Mayo, Assistant Strength and Conditioning; Jerod Mayo, Inside Linebackers, Josh McDaniels, Offensive Coordinator/Quarterbacks; Mike Pellegrino, Cornerbacks; Cole Popovich, Assistant Running Backs, Dante Scarnecchia, Offensive Line.

Pro Bowl (3): Stephon Gilmore (3), Dont'a Hightower (2), Matthew Slater (8).

PASSING	*ATT*	*CMP*	*YARDS*	*CMP%*	*YDS/ATT*	*TD*	*TD%*	*INT*	*INT%*	*LG*	*SK/YDS*	*RATING*
Brady	613	373	4057	60.8	6.62	24	3.9	8	1.3	59	27/185	88.0
Stidham	4	2	14	50.0	3.50	0	0.0	1	25.0	11	1/7	18.8
Edelman	2	2	47	100.0	32.00	1	50.0	0	0.0	32	0/0	158.3
White	1	1	35	100.0	35.00	0	0.0	0	0.0	35	0/0	118.8
Patriots	**620**	**373**	**4153**	**61.0**	**6.70**	**25**	**4.0**	**9**	**1.5**	**59**	**28/192**	**88.2**
Opponents	**536**	**378**	**3214**	**56.5**	**6.00**	**13**	**2.4**	**25**	**4.7**	**64t**	**47/328**	**62.8**

2019 FINAL REGULAR-SEASON DEFENSIVE STATISTICS

	TACKLES			SACKS			INTERCEPTIONS				FUMBLES				SPECIAL TEAMS				
NAME	TT	UT	A	S	Yds	QH	Int	Yds	TD	PD	FF	FR	Yds	TD	TT	UT	A	FF	FR
Jamie Collins Sr.	80	57	23	7.0	54.5	11	3	85	1	7	3	1	0	0	1	1	0	0	0
Dont'a Hightower	71	47	24	5.5	42.5	12	0	0	0	4	0	1	26	1	0	0	0	0	0
Danny Shelton	61	30	31	3.0	24.0	6	0	0	0	0	1	0	0	0	0	0	0	0	0
Lawrence Guy	61	35	26	3.0	21.0	5	1	5	0	1	0	2	0	0	0	0	0	0	0
Devin McCourty	58	46	12	0.0	0.0	0	5	49	0	7	2	1	0	0	0	0	0	0	0
Kyle Van Noy	56	41	15	6.5	42.5	12	0	0	0	3	3	2	22	1	0	0	0	0	0
Stephon Gilmore	53	44	9	0.0	0.0	0	6	126	2	20	0	1	0	0	0	0	0	0	0
Patrick Chung	51	38	13	0.0	0.0	0	0	0	0	3	0	0	0	0	0	0	0	0	0
Jonathan Jones	50	37	13	0.0	0.0	0	0	0	0	8	2	0	0	0	2	1	1	0	0
John Simon	43	28	15	4.0	24.0	7	1	6	0	4	1	0	0	0	1	0	1	0	0
Jason McCourty	39	31	8	0.0	0.0	0	1	16	0	6	0	0	0	0	1	0	1	0	0
Ja'Whaun Bentley	39	25	14	0.0	0.0	1	0	0	0	1	0	0	0	0	5	4	1	0	0
J.C. Jackson	36	29	7	0.0	0.0	1	5	39	0	10	0	0	0	0	0	0	0	0	0
Elandon Roberts	28	18	10	1.0	11.0	3	0	0	0	1	0	0	0	0	1	0	1	0	0
Deatrich Wise Jr.	26	20	6	2.0	12.0	10	0	0	0	0	1	0	0	0	0	0	0	0	0
Adam Butler	26	17	9	6.0	35.5	8	0	0	0	4	0	0	0	0	0	0	0	0	0
Duron Harmon	22	19	3	0.0	0.0	2	2	27	0	5	0	0	0	0	0	0	0	0	0
Terrence Brooks	22	15	7	0.0	0.0	3	1	0	0	3	0	0	0	0	2	2	0	0	0
Chase Winovich	20	12	8	5.5	37.5	10	0	0	0	0	0	0	0	0	6	5	1	0	0
Shilique Calhoun	9	6	3	0.0	0.0	3	0	0	0	0	1	0	0	0	0	0	0	0	0
Michael Bennett	5	4	1	2.5	22.5	4	0	0	0	1	0	0	0	0	0	0	0	0	0
Joejuan Williams	4	3	1	0.0	0.0	0	0	0	0	1	0	0	0	0	1	1	0	0	0
Byron Cowart	2	1	1	0.0	0.0	0	0	0	0	0	0	0	0	0	0	0	0	0	0
Gunner Olszewski	0	0	0	0.0	0.0	0	0	0	0	0	0	0	0	0	1	1	0	0	0
Team	0	0	0	1.0	1.0	0	0	0	0	0	0	0	0	0	0	0	0	0	0
Jordan Richards	0	0	0	0.0	0.0	0	0	0	0	0	0	0	0	0	2	2	0	0	0
Rex Burkhead	0	0	0	0.0	0.0	0	0	0	0	0	0	0	0	0	5	4	1	0	0
Justin Bethel	0	0	0	0.0	0.0	0	0	0	0	0	0	0	0	0	6	5	1	0	2
Joe Cardona	0	0	0	0.0	0.0	0	0	0	0	0	0	0	0	0	2	0	2	0	0
Nate Ebner	0	0	0	0.0	0.0	0	0	0	0	0	0	0	0	0	8	7	1	0	0
Matthew Slater	0	0	0	0.0	0.0	0	0	0	0	0	0	0	0	0	10	7	3	0	1
Jake Bailey	0	0	0	0.0	0.0	0	0	0	0	0	0	0	0	0	1	1	0	0	0
Brandon Bolden	0	0	0	0.0	0.0	0	0	0	0	0	0	0	0	0	8	7	1	1	0
Stephen Gostkowski	0	0	0	0.0	0.0	0	0	0	0	0	0	0	0	0	3	3	0	0	0
TOTALS	**862**	**603**	**259**	**47.0**	**328.0**	**98**	**25**	**353**	**3**	**89**	**14**	**8**	**48**	**2**	**66**	**51**	**15**	**1**	**3**

2019 MISCELLANEOUS STATISTICS

FUMBLES - LOST (13-6)

Player	No.	Lost	Own Rec.	O.B.
Tom Brady	4	1	5	0
Rex Burkhead	1	1	0	0
Julian Edelman	3	1	0	1
Sony Michel	2	1	1	0
Gunner Olszewski	1	1	0	0
Joe Thuney	1	0	0	0
James White	1	1	0	0
	13	**6**	**6**	**1**

MISC. OFFENSIVE STATS

Player	Tkl	Ast	FF	FR
Tom Brady	1	0	0	0
James Develin	1	0	0	0
Julian Edelman	1	0	0	0
Shaq Mason	1	0	0	0
Sony Michel	1	0	0	0
Mohamed Sanu Sr.	1	0	0	0
James White	1	0	0	0
	7	**0**	**0**	**0**

BLOCKED KICKS

Player	XP	FG	P
Brandon Bolden	**0**	**0**	**1**
Nate Ebner	0	0	1
J.C. Jackson	0	0	1
Matthew Slater	0	0	1
Totals	**0**	**0**	**4**

2019 FINAL POSTSEASON STATISTICS

Date	W/L	Score	Opp.	Att.
01/04	L	13-20	Tennessee	65,878

TEAM STATISTICS	PATS	OPP
Total First Downs	**18**	**19**
Rushing	6	13
Passing	11	5
Penalty	1	1
3rd Down: Made/Att	5/13	6/12
3rd Down Pct.	38.5	50.0
4th Down: Made/Att	0/1	0/0
4th Down Pct.	0.0	0.0
Possession Avg.	**28:51**	**31:09**
Total Net Yards	**307**	**272**
Avg. Per Game	307.0	272.0
Total Plays	59	57
Avg. Per Play	5.2	4.8
Net Yards Rushing	**98**	**201**
Avg. Per Game	98.0	201.0
Total Rushes	22	40
Net Yards Passing	**209**	**71**
Avg. Per Game	209.0	71.0
Sacked/Yards Lost	0/0	1/5
Gross Yards	209	76
Attempts/Completions	37/20	16/9
Completion Pct.	54.1	56.3
Had Intercepted	1	1
Punts/Average	**5/46.0**	**6/45.8**
Net Punting Avg.	**38.0**	**42.0**
Penalties/Yards	**3/28**	**5/25**
Fumbles/Ball Lost	**2/1**	**2/0**
Touchdowns	**1**	**3**
Rushing	1	1
Passing	0	1
Returns	0	1

SCORING	TD	Ru	Pa	Rt	PAT	FG	S	TP
Edelman	1	1	0	0	0/0	0/0	0	6
Folk	0	0	0	0	1/1	2/2	0	7
Patriots	**1**	**1**	**0**	**0**	**1/1**	**2/2**	**0**	**13**
Opponents	**3**	**1**	**1**	**1**	**2/3**	**0/0**	**0**	**20**

RUSHING	NO	YDS	AVG	LG	TD
Michel	14	61	4.4	25	0
White	1	14	14.0	14	0
Edelman	2	12	6.0	7	1
Harry	1	7	7.0	7	0
Burkhead	3	4	1.3	4	0
Roberts	1	0	0.0	0	0
Patriots	**22**	**98**	**4.5**	**25**	**1**
Opponents	**40**	**201**	**5.0**	**29**	**1**

RECEIVING	NO	YDS	AVG	LG	TD
White	5	62	12.4	29	0
Watson	3	38	12.7	21	0
Burkhead	3	32	10.7	12	0
Edelman	3	30	10.0	20	0
Harry	2	21	10.5	14	0
Michel	2	9	4.5	7	0
Sanu Sr.	1	11	11.0	11	0
Dorsett II	1	6	6.0	6	0
Patriots	**20**	**209**	**10.5**	**29**	**0**
Opponents	**9**	**76**	**8.4**	**22**	**1**

INTERCEPTIONS	NO	YDS	AVG	LG	TD
Harmon	1	0	0.0	0	0
Patriots	**1**	**0**	**0.0**	**0**	**0**
Opponents	**1**	**9**	**9.0**	**9t**	**1**

PUNTING	NO	YDS	AVG	NET	TB	IN	LG	BLK
Bailey	5	230	46.0	38.0	2	2	61	0
Patriots	**5**	**230**	**46.0**	**38.0**	**2**	**2**	**61**	**0**
Opponents	**6**	**275**	**45.8**	**42.0**	**0**	**4**	**58**	**0**

PUNT RETURNS	NO	FC	YDS	AVG	LG	TD
Sanu Sr.	1	2	23	23.0	23	0
Patriots	**1**	**2**	**23**	**23.0**	**23**	**0**
Opponents	**0**	**2**	**0**	**0.0**	**0**	**0**

KICK RETURNS	NO	YDS	AVG	LG	TD
Edelman	1	10	10.0	10	0
Patriots	**1**	**10**	**10.0**	**10**	**0**
Opponents	**2**	**40**	**20.0**	**22**	**0**

FIELD GOALS	1-19	20-29	30-39	40-49	50+
Gostkowski	0/0	1/1	1/1	0/0	0/0
Patriots	**0/0**	**1/1**	**1/1**	**0/0**	**0/0**
Opponents	**0/0**	**0/0**	**0/0**	**0/0**	**0/0**

Folk: (36G, 21G) (47G)
OPP: ()

2-Pt. Conversions: TM 0-0, Opponents 0-1.
Sacks: Van Noy 1.0.
Patriots 1.0, Opponents 0.0

FUMBLES - LOST (2-1)				
Player	*No.*	*Lost*	*Own Rec.*	*O.B.*
White	1	1	1	0
Edelman	1	0	0	0
Totals	**2**	**1**	**1**	**0**

MISC. OFFENSIVE STATS				
Player	*Tkl*	*Ast*	*FF*	*FR*
Totals	**0**	**0**	**0**	**0**

SCORE BY PERIODS	1	2	3	4	OT	TOTAL
Patriots	**3**	**10**	**0**	**0**	**0**	**13**
Opponents	**7**	**7**	**0**	**6**	**0**	**20**

2-Pt. Conversions: TM 0-0, Opponents 0-1.

PASSING	ATT	CMP	YARDS	CMP%	YDS/ATT	TD	TD%	INT	INT%	LG	SK/YDS	RATING
Brady	37	20	209	54.1	5.6	0	0.0	1	2.7	29	0/0	59.4
Patriots	**37**	**20**	**209**	**54.1**	**5.6**	**0**	**0.0**	**1**	**2.7**	**29**	**0/0**	**59.4**
Opponents	**16**	**9**	**76**	**56.3**	**4.8**	**1**	**6.3**	**1**	**6.3**	**22**	**1/5**	**63.5**

2019 FINAL POSTSEASON DEFENSIVE STATISTICS

	TACKLES			SACKS			INTERCEPTIONS				FUMBLES				SPECIAL TEAMS				
NAME	TT	UT	A	S	Yds	QH	Int	Yds	TD	PD	FF	FR	Yds	TD	TT	UT	A	FF	FR
Dont'a Hightower	9	8	1	0.0	0.0	1	0	0	0	0	0	0	0	0	0	0	0	0	0
Danny Shelton	7	5	2	0.0	0.0	0	0	0	0	0	0	0	0	0	0	0	0	0	0
Devin McCourty	6	5	1	0.0	0.0	0	0	0	0	0	0	0	0	0	0	0	0	0	0
Kyle Van Noy	5	4	1	1.0	5.0	1	0	0	0	0	1	0	0	0	0	0	0	0	0
John Simon	5	4	1	0.0	0.0	1	0	0	0	0	0	0	0	0	0	0	0	0	0
Jonathan Jones	4	3	1	0.0	0.0	0	0	0	0	1	0	0	0	0	0	0	0	0	0
Ja'Whaun Bentley	4	3	1	0.0	0.0	0	0	0	0	0	0	0	0	0	0	0	0	0	0
Jamie Collins Sr.	4	2	2	0.0	0.0	1	0	0	0	0	0	0	0	0	0	0	0	0	0
Deatrich Wise Jr.	4	2	2	0.0	0.0	0	0	0	0	0	0	0	0	0	0	0	0	0	0
Adam Butler	3	2	1	0.0	0.0	0	0	0	0	1	0	0	0	0	0	0	0	0	0
Lawrence Guy	2	2	0	0.0	0.0	1	0	0	0	0	0	0	0	0	0	0	0	0	0
Duron Harmon	2	2	0	0.0	0.0	4	1	0	0	1	0	0	0	0	0	0	0	0	0
Stephon Gilmore	2	2	0	0.0	0.0	0	0	0	0	0	0	0	0	0	0	0	0	0	0
Elandon Roberts	2	1	1	0.0	0.0	0	0	0	0	0	0	0	0	0	0	0	0	0	0
J.C. Jackson	1	1	0	0.0	0.0	0	0	0	0	1	0	0	0	0	0	0	0	0	0
Terrence Brooks	1	1	0	0.0	0.0	0	0	0	0	0	0	0	0	0	0	0	0	0	0
Patrick Chung	1	0	1	0.0	0.0	0	0	0	0	0	0	0	0	0	0	0	0	0	0
Joejuan Williams	0	0	0	0.0	0.0	0	0	0	0	0	0	0	0	0	1	1	0	0	0
Rex Burkhead	0	0	0	0.0	0.0	0	0	0	0	0	0	0	0	0	1	1	0	0	0
Chase Winovich	0	0	0	0.0	0.0	0	0	0	0	0	0	0	0	0	1	0	1	0	0
Matthew Slater	0	0	0	0.0	0.0	0	0	0	0	0	0	0	0	0	1	0	1	0	0
Totals	**62**	**47**	**15**	**1.0**	**5.0**	**5**	**1**	**0**	**0**	**4**	**1**	**0**	**0**	**0**	**4**	**2**	**2**	**0**	**1**

2019 GAME-BY-GAME TEAM **OFFENSE**

		FIRST DOWNS				NET OFFENSE		RUSHING			PASSING						PENALTY		PUNTS	
DATE	OPPONENT	TOTAL	Ru	Pa	Pn	Yds	Plays	Yds	Att	Avg	Net	S/YL	Gross	Att-Cmp	Pct	TD-Int	No	Yds	No	Avg
09/08	Pittsburgh	24	8	15	1	465	67	99	29	3.4	366	1/7	373	37-25	67.6%	3-0	7	55	3	41.0
09/15	at Miami	27	11	13	3	379	65	124	35	3.5	255	2/9	264	28-20	71.4%	2-0	5	54	3	48.0
09/22	N.Y. Jets	21	2	17	2	381	73	68	27	2.5	313	1/7	320	45-30	66.7%	2-1	8	70	7	44.3
09/29	at Buffalo	11	5	5	1	224	62	74	23	3.2	150	0/0	150	39-18	46.2%	0-1	8	58	9	48.1
10/06	at Washington	23	6	16	1	442	74	130	27	4.8	312	4/36	348	43-28	65.1%	3-1	7	55	6	47.7
10/10	N.Y. Giants	27	8	17	2	427	78	114	34	3.4	313	3/21	334	41-31	75.6%	0-1	3	20	3	40.7
10/21	at N.Y. Jets	22	8	12	2	323	79	74	34	2.2	249	0/0	249	45-31	68.9%	1-1	7	92	7	37.7
10/27	Cleveland	19	5	11	3	318	66	79	27	2.9	239	3/20	259	36-20	55.6%	2-0	4	32	5	45.4
11/03	at Baltimore	22	4	17	1	342	65	74	17	4.4	268	2/17	285	46-30	65.2%	1-1	7	48	5	46.6
11/17	at Philadelphia	19	4	14	1	298	71	74	22	3.4	224	1/7	231	48-27	56.3%	1-0	6	89	8	47.6
11/24	Dallas	17	6	10	1	282	66	101	27	3.7	181	2/9	190	37-17	45.9%	1-0	6	56	6	43.8
12/01	at Houston	29	9	16	4	448	79	145	29	5.0	303	3/23	326	47-24	51.1%	3-1	8	60	4	44.0
12/08	Kansas City	17	6	8	3	278	62	94	22	4.3	184	3/20	204	37-20	54.1%	1-1	5	25	4	41.3
12/15	at Cincinnati	19	10	7	2	291	63	175	32	5.5	116	2/12	128	29-15	51.7%	2-0	4	30	5	48.2
12/21	Buffalo	23	10	11	2	414	68	143	35	4.1	271	0/0	271	33-26	78.8%	1-0	3	30	2	46.5
12/29	Miami	18	8	8	2	352	57	135	27	5.0	217	1/4	221	29-16	55.2%	2-1	6	54	4	44.5
Regular Season Totals		**338**	**110**	**197**	**31**	**5664**	**1095**	**1703**	**447**	**3.8**	**3961**	**28/192**	**4153**	**620-378**	**61.0%**	**25-9**	**94**	**828**	**81**	**44.9**
01/04	Tennessee	18	6	11	1	307	59	98	22	4.5	209	0/0	209	37-20	54.1%	0-1	3	28	5	46.0
Postseason Totals		**18**	**6**	**11**	**1**	**307**	**59**	**98**	**22**	**4.5**	**209**	**0/0**	**209**	**37-20**	**54.1%**	**0-1**	**3**	**28**	**5**	**46.0**

2019 GAME-BY-GAME TEAM **DEFENSE**

		FIRST DOWNS				NET OFFENSE		RUSHING			PASSING						PENALTY		PUNTS	
DATE	OPPONENT	TOTAL	Ru	Pa	Pn	Yds	Plays	Yds	Att	Avg	Net	S/YL	Gross	Att-Cmp	Pct	TD-Int	No	Yds	No	Avg
09/08	Pittsburgh	15	1	11	3	308	61	32	13	2.5	276	1/0	276	47-27	57.4%	0-1	6	54	5	45.6
09/15	at Miami	11	3	7	1	184	61	42	15	2.8	142	7/44	186	39-18	46.2%	0-4	4	22	7	42.6
09/22	N.Y. Jets	6	0	4	2	105	47	36	20	1.8	69	5/29	98	22-12	54.5%	0-1	5	67	10	46.4
09/29	at Buffalo	23	6	13	4	375	71	135	22	6.1	240	5/40	280	44-22	50.0%	0-4	8	76	6	30.0
10/06	at Washington	11	5	5	1	223	53	145	20	7.3	78	6/44	122	27-18	66.7%	0-1	6	72	10	50.0
10/10	N.Y. Giants	10	3	6	1	213	48	52	16	3.3	161	1/0	161	31-15	48.4%	1-3	5	40	6	32.7
10/21	at N.Y. Jets	12	4	4	4	154	53	81	20	4.1	73	1/13	86	32-11	34.4%	0-4	8	60	5	46.2
10/27	Cleveland	15	5	9	1	310	58	159	22	7.2	151	5/43	194	31-20	64.5%	1-1	13	85	4	44.5
11/03	at Baltimore	26	11	11	4	372	65	210	41	5.1	162	1/1	163	23-17	73.9%	1-0	4	34	2	49.0
11/17	at Philadelphia	21	5	11	5	255	66	81	21	3.9	174	5/40	214	40-20	50.0%	1-0	7	39	8	48.4
11/24	Dallas	16	6	8	2	321	59	109	26	4.2	212	0/0	212	33-19	57.6%	0-1	7	50	5	32.0
12/01	at Houston	16	2	12	2	276	52	52	23	2.3	224	3/16	240	26-19	73.1%	4-0	8	79	5	47.2
12/08	Kansas City	20	3	13	4	346	70	75	29	2.6	271	1/12	283	40-26	65.0%	1-1	10	136	4	32.8
12/15	at Cincinnati	19	7	9	3	315	63	164	32	5.1	151	0/0	151	31-17	54.8%	1-4	5	25	3	41.7
12/21	Buffalo	14	6	8	0	268	53	92	23	4.0	176	4/32	208	26-13	50.0%	2-0	7	46	6	44.3
12/29	Miami	26	5	19	2	389	68	63	22	2.9	326	2/14	340	44-29	65.9%	1-0	4	35	4	42.5
Regular Season Totals		**261**	**72**	**150**	**39**	**4414**	**948**	**1528**	**365**	**4.2**	**2886**	**47/328**	**3214**	**536-303**	**56.5%**	**13-25**	**107**	**920**	**90**	**42.8**
01/04	Tennessee	19	13	5	1	272	57	201	40	5.0	71	1/5	76	16-9	56.3%	1-1	5	25	6	45.8
Postseason Totals		**19**	**13**	**5**	**1**	**272**	**57**	**201**	**40**	**5.0**	**71**	**1/5**	**76**	**16-9**	**56.3%**	**1-1**	**5**	**25**	**6**	**45.8**

2019 GAME-BY-GAME PASSING STATISTICS

TOM BRADY

DATE		OPPONENT	ATT	CMP	YDS	PCT	TD	LG	INT	S	YDS	RATING
09/08		Pittsburgh	36	24	341	66.7%	3	58t	0	1	7	124.9
09/15	at	Miami	28	20	264	71.4%	2	32	0	2	9	124.7
09/22		N.Y. Jets	42	28	306	66.7%	2	41	0	0	0	103.9
09/29	at	Buffalo	39	18	150	46.2%	0	31	1	0	0	45.9
10/06	at	Washington	42	28	348	66.7%	3	31	1	4	36	106.1
10/10		N.Y. Giants	41	31	334	75.6%	0	36	1	3	21	88.9
10/21	at	N.Y. Jets	45	31	249	68.9%	1	28	1	0	0	80.7
10/27		Cleveland	36	20	259	55.6%	2	59	0	3	20	96.9
11/03	at	Baltimore	46	30	285	65.2%	1	30	1	2	17	80.4
11/17	at	Philadelphia	47	26	216	55.3%	0	30	0	1	7	67.3
11/24		Dallas	37	17	190	45.9%	1	32	0	2	9	70.8
12/01	at	Houston	47	24	326	51.1%	3	44	1	3	23	85.9
12/08		Kansas City	36	19	169	52.8%	1	37t	1	3	20	63.3
12/15	at	Cincinnati	29	15	128	51.7%	2	23t	0	2	12	86.6
12/21		Buffalo	33	26	271	78.8%	1	31	0	0	0	111.0
12/29		Miami	29	16	221	55.2%	2	50	1	1	4	88.4
Regular Season Totals			**613**	**373**	**4057**	**60.8%**	**24**	**59**	**8**	**27**	**185**	**88.0**
01/04		Tennessee	37	20	209	54.1%	0	29	1	0	0	59.4
Postseason Totals			**37**	**20**	**209**	**54.1%**	**0**	**29**	**1**	**0**	**0**	**59.4**

JARRETT STIDHAM

DATE		OPPONENT	ATT	CMP	YDS	PCT	TD	LG	INT	S	YDS	RATING
09/08		Pittsburgh				Did Not Play						
09/15	at	Miami				Did Not Play						
09/22		N.Y. Jets	3	2	14	66.7%	0	11	1	1	7	37.5
09/29	at	Buffalo				Did Not Play						
10/06	at	Washington	1	0	0	0.0%	0	0	0	0	0	39.6
10/10		N.Y. Giants				Did Not Play						
10/21	at	N.Y. Jets	0	0	0	N/A						
10/27		Cleveland				Did Not Play						
11/03	at	Baltimore				Did Not Play						
11/17	at	Philadelphia				Did Not Play						
11/24		Dallas				Did Not Play						
12/01	at	Houston				Did Not Play						
12/08		Kansas City				Did Not Play						
12/15	at	Cincinnati				Did Not Play						
12/21		Buffalo				Did Not Play						
12/29		Miami				Did Not Play						
Regular Season Totals			**4**	**2**	**14**	**50.0%**	**0**	**11**	**1**	**1**	**7**	**18.8**
01/04		Tennessee				Did Not Play						
Postseason Totals			**0**	**0**	**0**							

JULIAN EDELMAN

DATE		OPPONENT	ATT	CMP	YDS	PCT	TD	LG	INT	S	YDS	RATING
09/08		Pittsburgh	1	1	32	100.0%	0	32	0	0	0	118.8
09/15	at	Miami	0	0	0							
09/22		N.Y. Jets	0	0	0							
09/29	at	Buffalo	0	0	0							
10/06	at	Washington	0	0	0							
10/10		N.Y. Giants	0	0	0							
10/21	at	N.Y. Jets	0	0	0							
10/27		Cleveland	0	0	0							
11/03	at	Baltimore	0	0	0							
11/17	at	Philadelphia	1	1	15	100.0%	1	15t	0	0	0	158.3
11/24		Dallas	0	0	0							
12/01	at	Houston	0	0	0							
12/08		Kansas City	0	0	0							
12/15	at	Cincinnati	0	0	0							
12/21		Buffalo	0	0	0							
12/29		Miami	0	0	0							
Regular Season Totals			**2**	**2**	**47**	**100.0%**	**1**	**32**	**0**	**0**	**0**	**158.3**
01/04		Tennessee	0	0	0							
Postseason Totals			**0**	**0**	**0**							

Additional Passing Statistics: James White - 1 Attempt, 1 Completion for 35 Yards on 12/8/19 vs. Kansas City

2019 GAME-BY-GAME RUSHING STATISTICS

			SONY MICHEL					REX BURKHEAD					JAMES WHITE				
DATE		OPPONENT	NO	YDS	AVG	LG	TD	NO	YDS	AVG	LG	TD	NO	YDS	AVG	LG	TD
09/08		Pittsburgh	15	14	0.9	9	0	8	44	5.5	11	0	4	26	6.5	9	0
09/15	at	Miami	21	83	4.0	12	1	5	21	4.2	12	0	3	10	3.3	5	0
09/22		N.Y. Jets	9	11	1.2	5t	1	11	47	4.3	8	1		Inactive			
09/29	at	Buffalo	17	63	3.7	15	0	0	0	0.0	0	0	1	1	1.0	1	0
10/06	at	Washington	16	91	5.7	25	1		Inactive				6	26	4.3	7	0
10/10		N.Y. Giants	22	86	3.9	26	0		Inactive				2	-1	-0.5	1	0
10/21	at	N.Y. Jets	19	42	2.2	11	3		Inactive				5	0	0.0	3	0
10/27		Cleveland	21	74	3.5	16	0	3	4	1.3	3	0	2	4	2.0	3	0
11/03	at	Baltimore	4	18	4.5	10	0	4	18	4.5	6	0	9	38	4.2	8	1
11/17	at	Philadelphia	10	33	3.3	12	0	5	14	2.8	6	0	5	20	4.0	9	0
11/24		Dallas	20	85	4.3	17	0	2	3	1.5	4	0	2	5	2.5	3	0
12/01	at	Houston	10	45	4.5	17	0	3	15	5.0	10	0	14	79	5.6	32	0
12/08		Kansas City	5	8	1.6	3	0	7	15	2.1	5	0	6	33	5.5	19	0
12/15	at	Cincinnati	19	89	4.7	12	0	6	53	8.8	33t	1	3	13	4.3	13	0
12/21		Buffalo	21	96	4.6	25	0	5	20	4.0	6	1	3	5	1.7	4	0
12/29		Miami	18	74	4.1	9	1	6	48	8.0	14	0	2	4	2.0	7	0
Regular Season Totals			**247**	**912**	**3.7**	**26**	**7**	**65**	**302**	**4.6**	**33t**	**3**	**67**	**263**	**3.9**	**32**	**1**
01/04		Tennessee	14	61	4.4	25	0	3	4	1.3	4	0	1	14	14.0	14	0
Postseason Totals			**14**	**61**	**4.4**	**25**	**0**	**3**	**4**	**1.3**	**4**	**0**	**1**	**14**	**14.0**	**14**	**0**

			BRANDON BOLDEN					N'KEAL HARRY					TOM BRADY				
DATE		OPPONENT	NO	YDS	AVG	LG	TD	NO	YDS	AVG	LG	TD	NO	YDS	AVG	LG	TD
09/08		Pittsburgh	1	7	7.0	7	0						0	0	0.0	0	0
09/15	at	Miami		Inactive									2	1	0.5	1t	1
09/22		N.Y. Jets	2	-2	-1.0	3	0						2	-1	-0.5	0	0
09/29	at	Buffalo	1	4	4.0	4t	1						3	-3	-1.0	-1	0
10/06	at	Washington	5	13	2.6	5	0						0	0	0.0	0	0
10/10		N.Y. Giants	3	23	7.7	21	1						7	6	0.9	2	2
10/21	at	N.Y. Jets	1	2	2.0	2	0						0	0	0.0	0	0
10/27		Cleveland	0	0	0.0	0	0		Added to 53-man roster from IR (11/2)				0	0	0.0	0	0
11/03	at	Baltimore	0	0	0.0	0	0		Inactive				0	0	0.0	0	0
11/17	at	Philadelphia	0	0	0.0	0	0	0	0	0.0	0	0	1	-1	-1.0	-1	0
11/24		Dallas	1	11	11.0	11	0	0	0	0.0	0	0	2	-3	-1.5	-1	0
12/01	at	Houston	0	0	0.0	0	0	0	0	0.0	0	0	1	13	13.0	13	0
12/08		Kansas City	1	10	10.0	10t	1	0	0	0.0	0	0	2	20	10.0	17	0
12/15	at	Cincinnati	0	0	0.0	0	0	2	22	11.0	12	0	2	-2	-1.0	-1	0
12/21		Buffalo	0	0	0.0	0	0	2	18	9.0	18	0	4	4	1.0	3	0
12/29		Miami	0	0	0.0	0	0	1	9	9.0	9	0	0	0	0.0	0	0
Regular Season Totals			**15**	**68**	**4.5**	**21**	**3**	**5**	**49**	**9.8**	**18**	**0**	**26**	**34**	**1.3**	**17**	**3**
01/04		Tennessee	0	0	0.0	0	0	1	7	7.0	7	0	0	0	0.0	0	0
Postseason Totals			**0**	**0**	**0.0**	**0**	**0**	**1**	**7**	**7.0**	**7**	**0**	**0**	**0**	**0.0**	**0**	**0**

			JULIAN EDELMAN					PHILLIP DORSETT					DAMIEN HARRIS				
DATE		OPPONENT	NO	YDS	AVG	LG	TD	NO	YDS	AVG	LG	TD	NO	YDS	AVG	LG	TD
09/08		Pittsburgh	1	8	8.0	8	0	0	0	0.0	0	0		Inactive			
09/15	at	Miami	1	1	1.0	1	0	0	0	0.0	0	0		Inactive			
09/22		N.Y. Jets	0	0	0.0	0	0	2	12	6.0	7	0	0	0	0.0	0	0
09/29	at	Buffalo	0	0	0.0	0	0	1	9	9.0	9	0		Inactive			
10/06	at	Washington	0	0	0.0	0	0	0	0	0.0	0	0		Inactive			
10/10		N.Y. Giants	0	0	0.0	0	0		Inactive					Inactive			
10/21	at	N.Y. Jets	3	20	6.7	9	0	0	0	0.0	0	0	4	12	3.0	13	0
10/27		Cleveland	1	-3	-3.0	-3	0	0	0	0.0	0	0		Inactive			
11/03	at	Baltimore	0	0	0.0	0	0	0	0	0.0	0	0		Inactive			
11/17	at	Philadelphia	0	0	0.0	0	0	0	0	0.0	0	0		Inactive			
11/24		Dallas	0	0	0.0	0	0		Inactive					Inactive			
12/01	at	Houston	1	-7	-7.0	-7	0	0	0	0.0	0	0		Inactive			
12/08		Kansas City	1	8	8.0	8	0	0	0	0.0	0	0		Inactive			
12/15	at	Cincinnati	0	0	0.0	0	0	0	0	0.0	0	0		Inactive			
12/21		Buffalo	0	0	0.0	0	0	0	0	0.0	0	0		Inactive			
12/29		Miami	0	0	0.0	0	0	0	0	0.0	0	0		Inactive			
Regular Season Totals			**8**	**27**	**3.4**	**9**	**0**	**3**	**21**	**7.0**	**9**	**0**	**4**	**12**	**3.0**	**13**	**0**
01/04		Tennessee	2	12	6.0	7	1	0	0	0.0	0	0		Inactive			
Postseason Totals			**2**	**12**	**6.0**	**7**	**1**	**0**	**0**	**0.0**	**0**	**0**	**0**	**0**	**0.0**	**0**	**0**

2019 GAME-BY-GAME RUSHING STATISTICS

			MOHAMED SANU SR.					ANTONIO BROWN					JAMES DEVELIN				
DATE		OPPONENT	NO	YDS	AVG	LG	TD	NO	YDS	AVG	LG	TD	NO	YDS	AVG	LG	TD
09/08		Pittsburgh						Signed (9/9)					0	0	0.0	0	0
09/15	at	Miami						1	5	5.0	5	0	2	3	1.5	2	0
09/22		N.Y. Jets						Released (9/20)					Inactive				
09/29	at	Buffalo											Placed on IR (923)				
10/06	at	Washington	2019 Totals with Atlanta:														
10/10		N.Y. Giants	**2**	**3**	**1.5**	**2**	**0**										
10/21	at	N.Y. Jets	Traded to New England (10/23)														
10/27		Cleveland	0	0	0.0	0	0										
11/03	at	Baltimore	0	0	0.0	0	0										
11/17	at	Philadelphia	1	8	8.0	8	0										
11/24		Dallas	Inactive														
12/01	at	Houston	0	0	0.0	0	0										
12/08		Kansas City	0	0	0.0	0	0										
12/15	at	Cincinnati	0	0	0.0	0	0										
12/21		Buffalo	0	0	0.0	0	0										
12/29		Miami	0	0	0.0	0	0										
Regular Season Totals			**1**	**8**	**8.0**	**8**	**0**	**1**	**5**	**5.0**	**5**	**0**					
01/04		Tennessee	0	0	0.0	0	0										
Postseason Totals			**0**	**0**	**0.0**	**0**	**0**										

2019 SEASON

			JOSH GORDON					JARRETT STIDHAM					ELANDON ROBERTS				
DATE		OPPONENT	NO	YDS	AVG	LG	TD	NO	YDS	AVG	LG	TD	NO	YDS	AVG	LG	TD
09/08		Pittsburgh	0	0	0.0	0	0	Did Not Play					0	0	0.0	0	0
09/15	at	Miami	0	0	0.0	0	0	Did Not Play					0	0	0.0	0	0
09/22		N.Y. Jets	1	1	1.0	1	0	0	0	0.0	0	0	0	0	0.0	0	0
09/29	at	Buffalo	0	0	0.0	0	0	Did Not Play					0	0	0.0	0	0
10/06	at	Washington	0	0	0.0	0	0	0	0	0.0	0	0	0	0	0.0	0	0
10/10		N.Y. Giants	0	0	0.0	0	0	Did Not Play					0	0	0.0	0	0
10/21	at	N.Y. Jets	Inactive					2	-2	-1.0	-1	0	0	0	0.0	0	0
10/27		Cleveland	Placed on IR (10/23)					Did Not Play					0	0	0.0	0	0
11/03	at	Baltimore	Released (10/31)					Did Not Play					0	0	0.0	0	0
11/17	at	Philadelphia						Did Not Play					0	0	0.0	0	0
11/24		Dallas						Did Not Play					0	0	0.0	0	0
12/01	at	Houston						Did Not Play					0	0	0.0	0	0
12/08		Kansas City						Did Not Play					0	0	0.0	0	0
12/15	at	Cincinnati						Did Not Play					0	0	0.0	0	0
12/21		Buffalo						Did Not Play					0	0	0.0	0	0
12/29		Miami						Did Not Play					0	0	0.0	0	0
Regular Season Totals			**1**	**1**	**1.0**	**1**	**0**	**2**	**-2**	**-1.0**	**-1**	**0**	**0**	**0**	**0.0**	**0**	**0**
01/04		Tennessee						Did Not Play					1	0	0.0	0	0
Postseason Totals			**0**	**0**	**0.0**	**0**	**0**	**0**	**0**	**0.0**	**0**	**0**	**1**	**0**	**0.0**	**0**	**0**

2019 GAME-BY-GAME RECEIVING STATISTICS

			JULIAN EDELMAN					JAMES WHITE					PHILLIP DORSETT II				
DATE		OPPONENT	NO	YDS	AVG	LG	TD	NO	YDS	AVG	LG	TD	NO	YDS	AVG	LG	TD
09/08		Pittsburgh	6	83	13.8	24	0	5	56	11.2	32	0	4	95	23.8	58t	2
09/15	at	Miami	4	51	12.8	18	0	3	19	6.3	10t	1	3	39	13.0	18	0
09/22		N.Y. Jets	7	62	8.9	15	1	Inactive					6	53	8.8	25t	1
09/29	at	Buffalo	4	30	7.5	10	0	8	57	7.1	26	0	2	10	5.0	5	0
10/06	at	Washington	8	110	13.8	31	1	6	46	7.7	21	0	0	0	0.0	0	0
10/10		N.Y. Giants	9	113	12.6	36	0	9	46	5.1	11	0	Inactive				
10/21	at	N.Y. Jets	7	47	6.7	14	0	7	59	8.4	22	0	3	46	15.3	26t	1
10/27		Cleveland	8	78	9.8	23	2	4	75	18.8	59	0	3	43	14.3	33	0
11/03	at	Baltimore	10	89	8.9	25	0	2	46	23.0	30	0	2	13	6.5	7	0
11/17	at	Philadelphia	5	53	10.6	14	0	4	16	4.0	12	0	3	33	11.0	15t	1
11/24		Dallas	8	93	11.6	23	0	1	-6	-6.0	-6	0	Inactive				
12/01	at	Houston	6	106	17.7	44	1	8	98	12.3	36	2	2	15	7.5	9	0
12/08		Kansas City	8	95	11.9	37t	1	5	27	5.4	17	0	0	0	0.0	0	0
12/15	at	Cincinnati	2	9	4.5	11	0	3	49	16.3	23t	1	0	0	0.0	0	0
12/21		Buffalo	5	72	14.4	30	0	4	24	6.0	9	0	0	0	0.0	0	0
12/29		Miami	3	26	8.7	14	0	3	33	11.0	13t	1	1	50	50.0	50	0
Regular Season Totals			**100**	**1117**	**11.2**	**44**	**6**	**72**	**645**	**9.0**	**59**	**5**	**29**	**397**	**13.7**	**58t**	**5**
01/04		Tennessee	3	30	10.0	20	0	5	62	12.4	29	0	1	6	6.0	6	0
Postseason Totals			**3**	**30**	**10.0**	**20**	**0**	**5**	**62**	**12.4**	**29**	**0**	**1**	**6**	**6.0**	**6**	**0**

			REX BURKHEAD					JAKOBI MEYERS					MOHAMED SANU SR.				
DATE		OPPONENT	NO	YDS	AVG	LG	TD	NO	YDS	AVG	LG	TD	NO	YDS	AVG	LG	TD
09/08		Pittsburgh	5	41	8.2	17	0	1	22	22.0	22	0					
09/15	at	Miami	2	47	23.5	32	0	Inactive									
09/22		N.Y. Jets	6	22	3.7	7	0	2	38	19.0	20	0					
09/29	at	Buffalo	1	7	7.0	7	0	0	0	0.0	0	0					
10/06	at	Washington	Inactive					1	6	6.0	6	0	2019 Totals with Atlanta:				
10/10		N.Y. Giants	Inactive					4	54	13.5	23	0	**33**	**313**	**9.5**	**28**	**1**
10/21	at	N.Y. Jets	Inactive					5	47	9.4	23	0	Traded to New England (10/23)				
10/27		Cleveland	1	9	9.0	9	0	1	5	5.0	5	0	2	23	11.5	19	0
11/03	at	Baltimore	1	16	16.0	16	0	0	0	0.0	0	0	10	81	8.1	15	1
11/17	at	Philadelphia	2	34	17.0	30	0	1	7	7.0	7	0	2	4	2.0	3	0
11/24		Dallas	2	14	7.0	8	0	4	74	18.5	32	0	Inactive				
12/01	at	Houston	0	0	0.0	0	0	3	46	15.3	21	0	3	14	4.7	6	0
12/08		Kansas City	0	0	0.0	0	0	1	35	35.0	35	0	1	13	13.0	13	0
12/15	at	Cincinnati	2	6	3.0	4	0	0	0	0.0	0	0	2	13	6.5	7	0
12/21		Buffalo	4	77	19.3	31	0	3	25	8.3	15	0	3	24	8.0	10	0
12/29		Miami	1	6	6.0	6	0	0	0	0.0	0	0	3	35	11.7	22	0
Regular Season Totals			**27**	**279**	**10.3**	**32**	**0**	**26**	**359**	**13.8**	**35**	**0**	**26**	**207**	**8.0**	**22**	**1**
01/04		Tennessee	3	32	10.7	12	0	Did Not Play					1	11	11.0	11	0
Postseason Totals			**3**	**32**	**10.7**	**12**	**0**	**0**	**0**	**0.0**	**0**	**0**	**1**	**11**	**11.0**	**11**	**0**

			JOSH GORDON					BEN WATSON					MATT LACOSSE				
DATE		OPPONENT	NO	YDS	AVG	LG	TD	NO	YDS	AVG	LG	TD	NO	YDS	AVG	LG	TD
09/08		Pittsburgh	3	73	24.3	44	1						Did Not Play				
09/15	at	Miami	2	19	9.5	14	0						2	33	16.5	23	0
09/22		N.Y. Jets	6	83	13.8	28	0						Inactive				
09/29	at	Buffalo	3	46	15.3	31	0						0	0	0.0	0	0
10/06	at	Washington	5	59	11.8	24	0						1	22	22.0	22	0
10/10		N.Y. Giants	1	7	7.0	7	0	Signed (10/15)					0	0	0.0	0	0
10/21	at	N.Y. Jets	Inactive					3	18	6.0	10	0	Inactive				
10/27		Cleveland	Placed on IR (10/23)					1	26	26.0	26	0	Inactive				
11/03	at	Baltimore	Released (10/31)					4	28	7.0	18	0	Inactive				
11/17	at	Philadelphia						3	52	17.3	22	0	2	3	1.5	7	0
11/24		Dallas						0	0	0.0	0	0	1	5	5.0	5	0
12/01	at	Houston						1	23	23.0	23	0	1	24	24.0	24	0
12/08		Kansas City						1	7	7.0	7	0	2	14	7.0	8	0
12/15	at	Cincinnati						0	0	0.0	0	0	3	22	7.3	14	0
12/21		Buffalo						3	15	5.0	7	0	1	8	8.0	8t	1
12/29		Miami						1	4	4.0	4	0	0	0	0.0	0	0
Regular Season Totals			**20**	**287**	**14.4**	**44**	**1**	**17**	**173**	**10.2**	**26**	**0**	**13**	**131**	**10.1**	**24**	**1**
01/04		Tennessee						3	38	12.7	21	0	0	0	0.0	0	0
Postseason Totals			**0**	**0**	**0.0**	**0**	**0**	**3**	**38**	**12.7**	**21**	**0**	**0**	**0**	**0.0**	**0**	**0**

2019 GAME-BY-GAME RECEIVING STATISTICS

			N'KEAL HARRY					SONY MICHEL					BRANDON BOLDEN				
DATE		OPPONENT	NO	YDS	AVG	LG	TD	NO	YDS	AVG	LG	TD	NO	YDS	AVG	LG	TD
09/08		Pittsburgh						0	0	0.0	0	0	0	0	0.0	0	0
09/15	at	Miami						0	0	0.0	0	0	Inactive				
09/22		N.Y. Jets						0	0	0.0	0	0	2	21	10.5	11	0
09/29	at	Buffalo						0	0	0.0	0	0	0	0	0.0	0	0
10/06	at	Washington						3	32	10.7	15	0	1	29	29.0	29t	1
10/10		N.Y. Giants						2	27	13.5	19	0	2	22	11.0	16	0
10/21	at	N.Y. Jets						1	-8	-8.0	-8	0	4	39	9.8	28	0
10/27		Cleveland	Added to 53-man roster from IR (11/2)					0	0	0.0	0	0	0	0	0.0	0	0
11/03	at	Baltimore	Inactive					1	12	12.0	12	0	0	0	0.0	0	0
11/17	at	Philadelphia	3	18	6.0	11	0	2	11	5.5	12	0	0	0	0.0	0	0
11/24		Dallas	1	10	10.0	10t	1	0	0	0.0	0	0	0	0	0.0	0	0
12/01	at	Houston	0	0	0.0	0	0	0	0	0.0	0	0	0	0	0.0	0	0
12/08		Kansas City	1	12	12.0	12	0	1	1	1.0	1	0	0	0	0.0	0	0
12/15	at	Cincinnati	2	15	7.5	8	1	1	14	14.0	14	0	0	0	0.0	0	0
12/21		Buffalo	2	21	10.5	12	0	1	5	5.0	5	0	0	0	0.0	0	0
12/29		Miami	3	29	9.7	18	0	0	0	0.0	0	0	0	0	0.0	0	0
Regular Season Totals			**12**	**105**	**8.8**	**18**	**2**	**12**	**94**	**7.8**	**19**	**0**	**9**	**111**	**12.3**	**29t**	**1**
01/04		Tennessee	2	21	10.5	14	0	2	9	4.5	7	0	0	0	0.0	0	0
Postseason Totals			**2**	**21**	**10.5**	**14**	**0**	**2**	**9**	**4.5**	**7**	**0**	**0**	**0**	**0.0**	**0**	**0**

			RYAN IZZO					ANTONIO BROWN					GUNNER OLSZEWSKI				
DATE		OPPONENT	NO	YDS	AVG	LG	TD	NO	YDS	AVG	LG	TD	NO	YDS	AVG	LG	TD
09/08		Pittsburgh	1	3	3.0	3	0	Signed (9/9)					0	0	0.0	0	0
09/15	at	Miami	0	0	0.0	0	0	4	56	14.0	20t	1	0	0	0.0	0	0
09/22		N.Y. Jets	1	41	41.0	41	0	Released (9/20)					0	0	0.0	0	0
09/29	at	Buffalo	0	0	0.0	0	0						0	0	0.0	0	0
10/06	at	Washington	2	39	19.5	29	1						0	0	0.0	0	0
10/10		N.Y. Giants	2	31	15.5	20	0						2	34	17.0	29	0
10/21	at	N.Y. Jets	Inactive										0	0	0.0	0	0
10/27		Cleveland	Inactive										0	0	0.0	0	0
11/03	at	Baltimore	Did Not Play										Inactive				
11/17	at	Philadelphia	Inactive										Inactive				
11/24		Dallas	Inactive										Placed on IR (11/19)				
12/01	at	Houston	Inactive														
12/08		Kansas City	Inactive														
12/15	at	Cincinnati	Inactive														
12/21		Buffalo	Inactive														
12/29		Miami	Inactive														
Regular Season Totals			**6**	**114**	**19.0**	**41**	**1**	**4**	**56**	**14.0**	**20t**	**1**	**2**	**34**	**17.0**	**29**	**0**
01/04		Tennessee	Inactive														
Postseason Totals			**0**	**0**	**0.0**	**0**	**0**	**0**	**0**	**0.0**	**0**	**0**	**0**	**0**	**0.0**	**0**	**0**

			ELANDON ROBERTS					JAKOB JOHNSON					ERIC TOMLINSON				
DATE		OPPONENT	NO	YDS	AVG	LG	TD	NO	YDS	AVG	LG	TD	NO	YDS	AVG	LG	TD
09/08		Pittsburgh	0	0	0.0	0	0										
09/15	at	Miami	0	0	0.0	0	0	Signed to 53-man roster from PS (9/21)									
09/22		N.Y. Jets	0	0	0.0	0	0	0	0	0.0	0	0					
09/29	at	Buffalo	0	0	0.0	0	0	0	0	0.0	0	0					
10/06	at	Washington	0	0	0.0	0	0	1	5	5.0	5	0					
10/10		N.Y. Giants	0	0	0.0	0	0	0	0	0.0	0	0	Signed (10/15)				
10/21	at	N.Y. Jets	0	0	0.0	0	0	Placed on IR (10/14)					1	1	1.0	1	0
10/27		Cleveland	0	0	0.0	0	0						0	0	0.0	0	0
11/03	at	Baltimore	0	0	0.0	0	0						Released (10/29)				
11/17	at	Philadelphia	0	0	0.0	0	0										
11/24		Dallas	0	0	0.0	0	0										
12/01	at	Houston	0	0	0.0	0	0										
12/08		Kansas City	0	0	0.0	0	0										
12/15	at	Cincinnati	0	0	0.0	0	0										
12/21		Buffalo	0	0	0.0	0	0										
12/29		Miami	1	38	38.0	38t	1										
Regular Season Totals			**1**	**38**	**38.0**	**38t**	**1**	**1**	**5**	**5.0**	**5**	**0**	**1**	**1**	**1.0**	**1**	**0**
01/04		Tennessee	0	0	0.0	0	0										
Postseason Totals			**0**	**0**	**0.0**	**0**	**0**	**0**	**0**	**0.0**	**0**	**0**	**0**	**0**	**0.0**	**0**	**0**

2019 GAME-BY-GAME DEFENSIVE STATISTICS

MICHAEL BENNETT

DATE		OPPONENT	TT	UT	A	S	YDS	QH	INT	YDS	PD	FF	FR	SPT
09/08		Pittsburgh	0	0	0									
09/15	at	Miami	1	1	0	1.0	13.0	2						
09/22		N.Y. Jets	2	2	0	1.0	5.0	1						
09/29	at	Buffalo	1	1	0						1			
10/06	at	Washington	1	0	1	0.5	4.5	1						
10/10		N.Y. Giants	0	0	0									
10/21	at	N.Y. Jets	Inactive											
10/27		Cleveland	Traded to Dallas (10/25)											
11/03	at	Baltimore												
11/17	at	Philadelphia												
11/24		Dallas												
12/01	at	Houston												
12/08		Kansas City												
12/15	at	Cincinnati												
12/21		Buffalo												
12/29		Miami												
Regular Season Totals			**5**	**4**	**1**	**2.5**	**22.5**	**4**	**0**	**0**	**1**	**0**	**0**	**0**
01/04		Tennessee												
2019 Postseason			**0**	**0**	**0**	**0.0**	**0.0**	**0**	**0**	**0**	**0**	**0**	**0**	**0**

JA'WHAUN BENTLEY

DATE		OPPONENT	TT	UT	A	S	YDS	QH	INT	YDS	PD	FF	FR	SPT
09/08		Pittsburgh	3	2	1									
09/15	at	Miami	2	2	0									
09/22		N.Y. Jets	3	2	1									
09/29	at	Buffalo	3	3	0									1
10/06	at	Washington	4	4	0									
10/10		N.Y. Giants	1	1	0			1						
10/21	at	N.Y. Jets	2	0	2									
10/27		Cleveland	1	1	0									
11/03	at	Baltimore	2	1	1									
11/17	at	Philadelphia	0	0	0									1
11/24		Dallas	5	2	3									
12/01	at	Houston	3	2	1									1
12/08		Kansas City	1	1	0									1
12/15	at	Cincinnati	8	4	4									1
12/21		Buffalo	0	0	0							1		
12/29		Miami	1	0	1									
Regular Season Totals			**39**	**25**	**14**	**0.0**	**0.0**	**1**	**0**	**0**	**1**	**0**	**0**	**5**
01/04		Tennessee	5	3	2									
2019 Postseason			**4**	**3**	**2**	**0.0**	**0.0**	**0**	**0**	**0**	**0**	**0**	**0**	**0**

TERRENCE BROOKS

DATE		OPPONENT	TT	UT	A	S	YDS	QH	INT	YDS	PD	FF	FR	SPT
09/08		Pittsburgh	0	0	0									
09/15	at	Miami	1	1	0									
09/22		N.Y. Jets	0	0	0									
09/29	at	Buffalo	1	1	0									2
10/06	at	Washington	1	0	1									
10/10		N.Y. Giants	2	1	1									
10/21	at	N.Y. Jets	1	0	1			1	1	0	1			
10/27		Cleveland	0	0	0									
11/03	at	Baltimore	2	2	0									
11/17	at	Philadelphia	7	7	0			2			2			
11/24		Dallas	1	0	1									
12/01	at	Houston	0	0	0									
12/08		Kansas City	2	1	1									
12/15	at	Cincinnati	4	2	2									
12/21		Buffalo	0	0	0									
12/29		Miami						Inactive						
Regular Season Totals			**22**	**15**	**7**	**0.0**	**0.0**	**3**	**1**	**0**	**3**	**0**	**0**	**2**
01/04		Tennessee	1	1	0									
2019 Postseason			**1**	**1**	**0**	**0.0**	**0.0**	**0**	**0**	**0**	**0**	**0**	**0**	**0**

ADAM BUTLER

DATE		OPPONENT	TT	UT	A	S	YDS	QH	INT	YDS	PD	FF	FR	SPT
09/08		Pittsburgh	0	0	0									
09/15	at	Miami	4	3	1	2.0	9.0	2			1			
09/22		N.Y. Jets	3	0	3	0.5	3.0	1						
09/29	at	Buffalo	2	2	0									
10/06	at	Washington	2	1	1									
10/10		N.Y. Giants	0	0	0									
10/21	at	N.Y. Jets	0	0	0									
10/27		Cleveland	4	2	2	2.0	17.5	3						
11/03	at	Baltimore	0	0	0						1			
11/17	at	Philadelphia	1	1	0	1.0	3.0	1			1			
11/24		Dallas	0	0	0									
12/01	at	Houston	0	0	0									
12/08		Kansas City	4	4	0									
12/15	at	Cincinnati	3	2	1						1			
12/21		Buffalo	2	1	1	0.5	3.0	1						
12/29		Miami	1	1	0									
Regular Season Totals			**26**	**17**	**9**	**6.0**	**35.5**	**8**	**0**	**0**	**4**	**0**	**0**	**0**
01/04		Tennessee	3	2	1						1			
2019 Postseason			**3**	**2**	**1**	**0.0**	**0.0**	**0**	**0**	**0**	**1**	**0**	**0**	**0**

SHILIQUE CALHOUN

DATE		OPPONENT	TT	UT	A	S	YDS	QH	INT	YDS	PD	FF	FR	SPT
09/08		Pittsburgh	1	0	1			1						
09/15	at	Miami	2	1	1			1						
09/22		N.Y. Jets					Inactive							
09/29	at	Buffalo	0	0	0									
10/06	at	Washington	1	1	0									
10/10		N.Y. Giants	0	0	0			1						
10/21	at	N.Y. Jets	0	0	0									
10/27		Cleveland	2	2	0									
11/03	at	Baltimore	1	1	0									
11/17	at	Philadelphia	0	0	0									
11/24		Dallas	0	0	0									
12/01	at	Houston	1	0	1									
12/08		Kansas City	1	1	0							1		
12/15	at	Cincinnati	0	0	0									
12/21		Buffalo	0	0	0									
12/29		Miami	0	0	0									
Regular Season Totals			**9**	**6**	**3**	**0.0**	**0.0**	**3**	**0**	**0**	**0**	**1**	**0**	**0**
01/04		Tennessee	0	0	0									
2019 Postseason			**0**	**0**	**0**	**0.0**	**0.0**	**0**	**0**	**0**	**0**	**0**	**0**	**0**

PATRICK CHUNG

DATE		OPPONENT	TT	UT	A	S	YDS	QH	INT	YDS	PD	FF	FR	SPT
09/08		Pittsburgh	6	4	2						1			
09/15	at	Miami	2	2	0									
09/22		N.Y. Jets	5	3	2									
09/29	at	Buffalo	4	4	0									
10/06	at	Washington						Inactive						
10/10		N.Y. Giants	0	0	0									
10/21	at	N.Y. Jets						Inactive						
10/27		Cleveland	2	2	0						1			
11/03	at	Baltimore	3	2	1									
11/17	at	Philadelphia						Inactive						
11/24		Dallas	7	4	3									
12/01	at	Houston	5	2	3									
12/08		Kansas City	5	4	1									
12/15	at	Cincinnati	2	2	0									
12/21		Buffalo	5	4	1									
12/29		Miami	5	5	0						1			
Regular Season Totals			**51**	**38**	**13**	**0.0**	**0.0**	**0**	**0**	**0**	**3**	**0**	**0**	**0**
01/04		Tennessee	1	0	1									
2019 Postseason			**1**	**0**	**1**	**0.0**	**0.0**	**0**	**0**	**0**	**0**	**0**	**0**	**0**

JAMIE COLLINS SR.

DATE		OPPONENT	TT	UT	A	S	YDS	QH	INT	YDS	PD	FF	FR	SPT
09/08		Pittsburgh	6	6	0			1						
09/15	at	Miami	6	3	3	0.5	3.5	1	2	74	2			
09/22		N.Y. Jets	7	5	2	2.0	11.0	2			1			
09/29	at	Buffalo	4	3	1	1.0	7.0	1	1	11	1			
10/06	at	Washington	4	3	1	1.0	13.0	1				1	1	
10/10		N.Y. Giants	3	3	0							1		
10/21	at	N.Y. Jets	1	0	1									
10/27		Cleveland	13	12	1	1.5	14.0	2						
11/03	at	Baltimore	4	3	1									
11/17	at	Philadelphia	0	0	0						1			
11/24		Dallas	10	5	5							1		
12/01	at	Houston	3	2	1									
12/08		Kansas City	5	4	1			1			1			1
12/15	at	Cincinnati	5	2	3						1			
12/21		Buffalo	6	3	3			1						
12/29		Miami	3	3	1	1.0	6.0	1						
Regular Season Totals			**80**	**57**	**23**	**7.0**	**54.5**	**11**	**3**	**85**	**7**	**3**	**1**	**1**
01/04		Tennessee	4	2	2			1						
2019 Postseason			**4**	**2**	**2**	**0.0**	**0.0**	**1**	**0**	**0**	**0**	**0**	**0**	**0**

BYRON COWART

DATE		OPPONENT	TT	UT	A	S	YDS	QH	INT	YDS	PD	FF	FR	SPT
09/08		Pittsburgh					Inactive							
09/15	at	Miami	1	0	1									
09/22		N.Y. Jets	0	0	0									
09/29	at	Buffalo					Inactive							
10/06	at	Washington					Inactive							
10/10		N.Y. Giants					Inactive							
10/21	at	N.Y. Jets	0	0	0									
10/27		Cleveland					Inactive							
11/03	at	Baltimore	1	1	0									
11/17	at	Philadelphia					Inactive							
11/24		Dallas	0	0	0									
12/01	at	Houston					Inactive							
12/08		Kansas City					Inactive							
12/15	at	Cincinnati					Inactive							
12/21		Buffalo					Inactive							
12/29		Miami					Inactive							
Regular Season Totals			**2**	**1**	**1**	**0.0**	**0.0**	**0**	**0**	**0**	**0**	**0**	**0**	**0**
01/04		Tennessee					Inactive							
2019 Postseason			**0**	**0**	**0**	**0.0**	**0.0**	**0**	**0**	**0**	**0**	**0**	**0**	**0**

NATE EBNER

DATE		OPPONENT	TT	UT	A	S	YDS	QH	INT	YDS	PD	FF	FR	SPT
09/08		Pittsburgh	0	0	0									
09/15	at	Miami	0	0	0									
09/22		N.Y. Jets						Inactive						
09/29	at	Buffalo	0	0	0									
10/06	at	Washington						Inactive						
10/10		N.Y. Giants	0	0	0									
10/21	at	N.Y. Jets	0	0	0									1
10/27		Cleveland	0	0	0									2
11/03	at	Baltimore	0	0	0									
11/17	at	Philadelphia	0	0	0									1
11/24		Dallas	0	0	0									
12/01	at	Houston	0	0	0									1
12/08		Kansas City	0	0	0									1
12/15	at	Cincinnati	0	0	0									
12/21		Buffalo	0	0	0									
12/29		Miami	0	0	0									2
Regular Season Totals			**0**	**0**	**0**	**0.0**	**0.0**	**0**	**0**	**0**	**0**	**0**	**0**	**8**
01/04		Tennessee	0	0	0									
2019 Postseason			**0**	**0**	**0**	**0.0**	**0.0**	**0**	**0**	**0**	**0**	**0**	**0**	**2**

2019 SEASON

2019 GAME-BY-GAME DEFENSIVE STATISTICS

2019 SEASON

STEPHON GILMORE

DATE		OPPONENT	TT	UT	A	S	YDS	QH	INT	YDS	PD	FF	FR	SPT
09/08		Pittsburgh	6	4	2									
09/15	at	Miami	2	0	2				1	54	3			
09/22		N.Y. Jets	3	3	0									
09/29	at	Buffalo	4	4	0									
10/06	at	Washington	4	4	0									
10/10		N.Y. Giants	3	2	1				1	0	5			
10/21	at	N.Y. Jets	0	0	0				1	8	1			
10/27		Cleveland	4	4	0						1			
11/03	at	Baltimore	1	1	0									
11/17	at	Philadelphia	2	2	0						1			
11/24		Dallas	5	4	1				1	0	2			
12/01	at	Houston	3	2	1									
12/08		Kansas City	5	4	1						1		1	
12/15	at	Cincinnati	2	2	0				2	64	4			
12/21		Buffalo	1	1	0						1			
12/29		Miami	8	7	1						1			
Regular Season Totals			**53**	**44**	**9**	**0.0**	**0.0**	**0**	**6**	**126**	**20**	**0**	**1**	**0**
01/04		Tennessee	2	2	0									
2019 Postseason			**2**	**2**	**0**	**0.0**	**0.0**	**0**	**0**	**0**	**0**	**0**	**0**	**0**

LAWRENCE GUY

DATE		OPPONENT	TT	UT	A	S	YDS	QH	INT	YDS	PD	FF	FR	SPT
09/08		Pittsburgh	2	0	2									
09/15	at	Miami	3	2	1									
09/22		N.Y. Jets	4	2	2									
09/29	at	Buffalo	4	4	0									
10/06	at	Washington	2	1	1									
10/10		N.Y. Giants	2	2	0									
10/21	at	N.Y. Jets	4	3	1									
10/27		Cleveland	4	3	1				1	5	1			
11/03	at	Baltimore	4	2	2	1.0	1.0	2					1	
11/17	at	Philadelphia	3	2	1								1	
11/24		Dallas	8	3	5									
12/01	at	Houston	7	4	3									
12/08		Kansas City	2	2	0									
12/15	at	Cincinnati	3	0	3									
12/21		Buffalo	6	3	3	1.0	12.0	2						
12/29		Miami	3	2	1	1.0	8.0	1						
Regular Season Totals			**61**	**35**	**26**	**3.0**	**21.0**	**5**	**1**	**5**	**1**	**0**	**2**	**0**
01/04		Tennessee	2	2	0			1						
2019 Postseason			**2**	**2**	**0**	**0.0**	**0.0**	**1**	**0**	**0**	**0**	**0**	**0**	**0**

DURON HARMON

DATE		OPPONENT	TT	UT	A	S	YDS	QH	INT	YDS	PD	FF	FR	SPT
09/08		Pittsburgh	1	0	1									
09/15	at	Miami	2	2	0				1		1			
09/22		N.Y. Jets	2	2	0						1			
09/29	at	Buffalo	0	0	0									
10/06	at	Washington	2	1	1									
10/10		N.Y. Giants	2	1	1					1	27	1		
10/21	at	N.Y. Jets	0	0	0					1	0	1		
10/27		Cleveland	2	2	0									
11/03	at	Baltimore	2	2	0									
11/17	at	Philadelphia	1	1	0									
11/24		Dallas	2	2	0				1					
12/01	at	Houston	1	1	0									
12/08		Kansas City	1	1	0									
12/15	at	Cincinnati	1	1	0									
12/21		Buffalo	1	1	0									
12/29		Miami	2	2	0						1			
Regular Season Totals			**22**	**19**	**3**	**0.0**	**0.0**	**2**	**2**	**27**	**5**	**0**	**0**	**0**
01/04		Tennessee	2	2	0				1	0	1			
2019 Postseason			**2**	**2**	**0**	**0.0**	**0.0**	**0**	**1**	**0**	**1**	**0**	**0**	**0**

DONT'A HIGHTOWER

DATE		OPPONENT	TT	UT	A	S	YDS	QH	INT	YDS	PD	FF	FR	SPT
09/08		Pittsburgh	6	6	0									
09/15	at	Miami	3	1	2									
09/22		N.Y. Jets	3	2	1	0.5	3.0	2						
09/29	at	Buffalo					Inactive							
10/06	at	Washington	8	5	3	1.5	10.5	2			1			
10/10		N.Y. Giants	3	3	0			1						
10/21	at	N.Y. Jets	1	1	0						1			
10/27		Cleveland	3	2	1								1	
11/03	at	Baltimore	13	9	4									
11/17	at	Philadelphia	1	1	0	1.0	9.0	3						
11/24		Dallas	6	5	1						1			
12/01	at	Houston	6	3	3	1.0	9.0	1						
12/08		Kansas City	4	3	1									
12/15	at	Cincinnati	3	0	3									
12/21		Buffalo	5	2	3	1.5	11.0	2			1			
12/29		Miami	6	4	2			1						
Reg Season Totals			**71**	**47**	**24**	**5.5**	**42.5**	**12**	**0**	**0**	**4**	**0**	**1**	**0**
01/04		Tennessee	9	8	1			1						
2019 Postseason			**9**	**8**	**1**	**0.0**	**0.0**	**1**	**0**	**0**	**0**	**0**	**0**	**0**

J.C. JACKSON

DATE		OPPONENT	TT	UT	A	S	YDS	QH	INT	YDS	PD	FF	FR	SPT
09/08		Pittsburgh	1	1	0									
09/15	at	Miami	2	1	1						1			
09/22		N.Y. Jets	0	0	0									
09/29	at	Buffalo	2	1	1				2	20	2			
10/06	at	Washington	2	1	1									
10/10		N.Y. Giants	1	0	1									
10/21	at	N.Y. Jets	0	0	0									
10/27		Cleveland	1	1	0									
11/03	at	Baltimore	1	1	0									
11/17	at	Philadelphia	3	3	0						1			
11/24		Dallas	4	3	1									
12/01	at	Houston	1	0	1			1						
12/08		Kansas City	2	2	0				1	6	1			
12/15	at	Cincinnati	3	3	0				2	13	3			
12/21		Buffalo	6	6	0						2			
12/29		Miami	7	6	1									
Reg Season Totals			**36**	**29**	**7**	**0.0**	**0.0**	**1**	**5**	**39**	**10**	**0**	**0**	**0**
01/04		Tennessee	1	1	0						1			
2019 Postseason			**1**	**1**	**0**	**0.0**	**0.0**	**0**	**0**	**0**	**1**	**0**	**0**	**0**

JONATHAN JONES

DATE		OPPONENT	TT	UT	A	S	YDS	QH	INT	YDS	PD	FF	FR	SPT
09/08		Pittsburgh	3	2	1						2			
09/15	at	Miami	4	2	2						1			
09/22		N.Y. Jets	1	1	0									
09/29	at	Buffalo	5	4	1									
10/06	at	Washington	3	2	1							1		
10/10		N.Y. Giants	4	3	1						2			
10/21	at	N.Y. Jets	5	4	1									1
10/27		Cleveland	6	2	4							1		
11/03	at	Baltimore	1	1	0									1
11/17	at	Philadelphia	2	2	0									
11/24		Dallas	3	2	1						1			
12/01	at	Houston	3	2	1						2			
12/08		Kansas City	5	5	0									
12/15	at	Cincinnati	1	1	0									
12/21		Buffalo						Inactive						
12/29		Miami	4	4	0									
Reg Season Totals			**50**	**37**	**13**	**0.0**	**0.0**	**0**	**0**	**0**	**8**	**2**	**0**	**2**
01/04		Tennessee	4	3	1						1			
2019 Postseason			**4**	**3**	**1**	**0.0**	**0.0**	**0**	**0**	**0**	**1**	**0**	**0**	**0**

DEVIN McCOURTY

DATE		OPPONENT	TT	UT	A	S	YDS	QH	INT	YDS	PD	FF	FR	SPT
09/08		Pittsburgh	6	5	1				1	0	2			
09/15	at	Miami	2	1	1				1	0	1			
09/22		N.Y. Jets	0	0	0				1	24	1			
09/29	at	Buffalo	5	5	0				1	19	1			
10/06	at	Washington	1	0	1									
10/10		N.Y. Giants	3	3	0									
10/21	at	N.Y. Jets	3	1	2				1	6	1			
10/27		Cleveland	1	1	0								1	
11/03	at	Baltimore	7	6	1									
11/17	at	Philadelphia	4	4	0						1			
11/24		Dallas	4	2	2							1		
12/01	at	Houston	2	2	0									
12/08		Kansas City	7	7	0							1		
12/15	at	Cincinnati	3	1	2									
12/21		Buffalo	6	5	1									
12/29		Miami	4	3	1									
Regular Season Totals			**58**	**46**	**12**	**0.0**	**0.0**	**0**	**5**	**49**	**7**	**2**	**1**	**0**
01/04		Tennessee	6	5	1									
2019 Postseason			**6**	**5**	**1**	**0.0**	**0.0**	**4**	**0**	**0**	**1**	**0**	**0**	**0**

JASON McCOURTY

DATE		OPPONENT	TT	UT	A	S	YDS	QH	INT	YDS	PD	FF	FR	SPT
09/08		Pittsburgh	7	6	1						3			
09/15	at	Miami	4	3	1									
09/22		N.Y. Jets	4	3	1									
09/29	at	Buffalo	2	1	1									
10/06	at	Washington	7	6	1				1	16	1			
10/10		N.Y. Giants	3	3	0									1
10/21	at	N.Y. Jets	4	3	1									
10/27		Cleveland	3	1	2									
11/03	at	Baltimore	3	3	0						1			
11/17	at	Philadelphia	2	2	0						1			
11/24		Dallas						Inactive						
12/01	at	Houston						Inactive						
12/08		Kansas City	0	0	0									
12/15	at	Cincinnati						Inactive						
12/21		Buffalo	0	0	0									
12/29		Miami						Inactive						
Regular Season Totals			**39**	**31**	**8**	**0.0**	**0.0**	**0**	**1**	**16**	**6**	**0**	**0**	**1**
01/04		Tennessee						Inactive						
2019 Postseason			**0**	**0**	**0**	**0.0**	**0.0**	**0**	**0**	**0**	**0**	**0**	**0**	**0**

OBI MELIFONWU

DATE		OPPONENT	TT	UT	A	S	YDS	QH	INT	YDS	PD	FF	FR	SPT
09/08		Pittsburgh						Inactive						
09/15	at	Miami						Released (9/9); Signed to Practice Squad (9/11)						
09/22		N.Y. Jets												
09/29	at	Buffalo												
10/06	at	Washington												
10/10		N.Y. Giants												
10/21	at	N.Y. Jets												
10/27		Cleveland												
11/03	at	Baltimore												
11/17	at	Philadelphia						Placed on IR (11/16)						
11/24		Dallas												
12/01	at	Houston												
12/08		Kansas City												
12/15	at	Cincinnati												
12/21		Buffalo												
12/29		Miami												
Regular Season Totals			**0**	**0**	**0**	**0.0**	**0.0**	**0**	**0**	**0**	**0**	**0**	**0**	**0**
01/04		Tennessee												
2019 Postseason			**0**	**0**	**0**	**0.0**	**0.0**	**0**	**0**	**0**	**0**	**0**	**0**	**0**

2019 GAME-BY-GAME DEFENSIVE STATISTICS

JORDAN RICHARDS

DATE		OPPONENT	TT	UT	A	S	YDS	QH	INT	YDS	PD	FF	FR	SPT
09/08		Pittsburgh												
09/15	at	Miami												
09/22		N.Y. Jets												
09/29	at	Buffalo					Signed (10/2)							1
10/06	at	Washington	0	0	0									
10/10		N.Y. Giants	0	0	0									
10/21	at	N.Y. Jets	0	0	0									1
10/27		Cleveland					Released (10/23)							
11/03	at	Baltimore												
11/17	at	Philadelphia												
11/24		Dallas												
12/01	at	Houston												
12/08		Kansas City												
12/15	at	Cincinnati												
12/21		Buffalo												
12/29		Miami												
Regular Season Totals			**0**	**0**	**0**	**0.0**	**0.0**	**0**	**0**	**0**	**0**	**0**	**0**	**2**
01/04		Tennessee												
2019 Postseason			**0**	**0**	**0**	**0.0**	**0.0**	**0**	**0**	**0**	**0**	**0**	**0**	**0**

ELANDON ROBERTS

TT	UT	A	S	YDS	QH	INT	YDS	PD	FF	FR	SPT
0	0	0									
5	3	2									
4	2	2						1			
1	0	1									
3	2	1						1			
0	0	0									
1	1	0									
1	1	0									
4	2	2									
1	1	0	1.0	11.0	1						
3	2	1			2						
1	1	0									
0	0	0									
3	2	1									
0	0	0									
1	1	0									
28	**18**	**10**	**1.0**	**11.0**	**3**	**0**	**0**	**2**	**0**	**0**	**0**
2	1	1									
2	**1**	**1**	**0.0**	**0.0**	**0**	**0**	**0**	**0**	**0**	**0**	**0**

DANNY SHELTON

TT	UT	A	S	YDS	QH	INT	YDS	PD	FF	FR	SPT
1	1	0									
1	1	0	1.0	7.0	2						
5	2	3									
4	3	1									
3	2	1	1.0	7.0	1						
4	1	3			1						
3	2	1									
4	2	2									
6	1	5									
7	6	1	1.0	10.0	1				1		
2	0	2			1						
3	1	2									
3	1	2									
6	2	4									
3	1	2									
6	4	2									
61	**30**	**31**	**3.0**	**24.0**	**6**	**0**	**0**	**0**	**1**	**0**	**0**
7	5	2									
7	**5**	**2**	**0.0**	**0.0**	**0**	**0**	**0**	**0**	**0**	**0**	**0**

JOHN SIMON

DATE		OPPONENT	TT	UT	A	S	YDS	QH	INT	YDS	PD	FF	FR	SPT
09/08		Pittsburgh	2	0	2						1			
09/15	at	Miami	1	1	0	1.0	0.0	1			1			
09/22		N.Y. Jets	5	2	3									
09/29	at	Buffalo	5	5	0	1.0	5.0	2			1			1
10/06	at	Washington	0	0	0									
10/10		N.Y. Giants	2	1	1				1	6	1			
10/21	at	N.Y. Jets	3	1	2	1.0	13.0	1				1		
10/27		Cleveland	2	0	2									
11/03	at	Baltimore	1	1	0									
11/17	at	Philadelphia	4	4	0									
11/24		Dallas	1	1	0									
12/01	at	Houston	5	3	2									
12/08		Kansas City	3	3	0			1						
12/15	at	Cincinnati	3	2	1									
12/21		Buffalo	3	1	2	1.0	6.0	1						
12/29		Miami	3	3	0			1						
Regular Season Totals			**43**	**28**	**15**	**4.0**	**24.0**	**7**	**1**	**6**	**4**	**1**	**0**	**1**
01/04		Tennessee	5	4	1			1						
2019 Postseason			**5**	**4**	**1**	**0.0**	**0.0**	**1**	**0**	**0**	**0**	**0**	**0**	**1**

KYLE VAN NOY

TT	UT	A	S	YDS	QH	INT	YDS	PD	FF	FR	SPT
					Inactive						
0	0	0						1			
4	2	2	0.5	3.5	1			1			
8	6	2	2.0	17.0	3				2		
1	1	0			1			1			
2	1	1	1.0	0.0	2					1	
5	2	3								1	
1	1	0	1.0	9.0	1						
6	5	1			1				1		
5	5	0	1.0	7.0	2						
5	4	1									
3	3	0	1.0	6.0	1						
5	4	1									
2	1	1									
4	3	1									
5	3	2									
56	**41**	**15**	**6.5**	**42.5**	**12**	**0**	**0**	**3**	**3**	**2**	**0**
5	4	1	1.0	5.0					1		
5	**4**	**1**	**1.0**	**5.0**	**0**	**0**	**0**	**0**	**1**	**0**	**0**

JOEJUAN WILLIAMS

TT	UT	A	S	YDS	QH	INT	YDS	PD	FF	FR	SPT
					Inactive						
					Inactive						
0	0	0									
					Inactive						
0	0	0									
					Inactive						
1	1	0							1		
					Inactive						
0	0	0									
0	0	0									1
0	0	0									
					Inactive						
0	0	0									
1	1	0									
2	1	1									
4	**3**	**1**	**0.0**	**0.0**	**0**	**0**	**0**	**0**	**1**	**0**	**0**
0	0	0									2
0	**0**	**0**	**0.0**	**0.0**	**0**	**0**	**0**	**0**	**0**	**0**	**2**

CHASE WINOVICH

DATE		OPPONENT	TT	UT	A	S	YDS	QH	INT	YDS	PD	FF	FR	SPT
09/08		Pittsburgh	1	1	0									
09/15	at	Miami	2	1	1	1.5	11.5	2						
09/22		N.Y. Jets	1	0	1	0.5	3.5	1						
09/29	at	Buffalo	1	1	0	1.0	11.0	1						
10/06	at	Washington	2	1	1	1.0	8.0	1						
10/10		N.Y. Giants	0	0	0									1
10/21	at	N.Y. Jets	1	1	0									
10/27		Cleveland	1	0	1	0.5	2.5	1						
11/03	at	Baltimore	1	1	0									
11/17	at	Philadelphia	2	2	0			2						1
11/24		Dallas	1	1	0									1
12/01	at	Houston	1	1	0	1.0	1.0	1						
12/08		Kansas City	2	2	0			1						1
12/15	at	Cincinnati	2	0	2									
12/21		Buffalo	1	0	1									2
12/29		Miami	1	0	1									
Regular Season Totals			**20**	**12**	**8**	**5.5**	**37.5**	**10**	**0**	**0**	**0**	**0**	**0**	**6**
01/04		Tennessee	0	0	0									1
2019 Postsesaon			**0**	**0**	**0**	**0.0**	**0.0**	**0**	**0**	**0**	**0**	**0**	**0**	**1**

DEATRICH WISE JR.

TT	UT	A	S	YDS	QH	INT	YDS	PD	FF	FR	SPT
1	1	0	1.0	0.0	1				1		
					Inactive						
0	0	0			2						
1	1	0									
2	2	0			1						
2	2	0			2						
2	1	1									
3	3	0									
					Did Not Play						
1	1	0									
1	1	0			1						
1	1	0									
2	2	0	1.0	12.0	2						
7	3	4			1						
0	0	0									
3	2	1									
26	**20**	**6**	**2.0**	**12.0**	**10**	**0**	**0**	**0**	**1**	**0**	**0**
4	2	2									
4	**2**	**2**	**0.0**	**0.0**	**0**	**0**	**0**	**0**	**0**	**0**	**0**

2019 GAME-BY-GAME DEFENSIVE STATISTICS

MISC. DEFENSIVE STATS:

	Tkl	Ast	FF	FR
Tom Brady	1	0	0	0
James Develin	1	0	0	0
Julian Edelman	1	0	0	0
Shaq Mason	1	0	0	0
Sony Michel	1	0	0	0
Mohamed Sanu Sr.	1	0	0	0
James White	1	0	0	0
Totals	**7**	**0**	**0**	**0**

ADDITIONAL SPECIAL TEAMS TACKLES

DATE	OPP.	J. Bailey TT-UT-A	J. Bethel TT-UT-A	B. Bolden TT-UT-A	R. Burkhead TT-UT-A	J. Cardona TT-UT-A	S. Gostkowski TT-UT-A	G. Olszewski TT-UT-A	M. Slater TT-UT-A
09/08	PIT	0-0-0		1-1-0	0-0-0	0-0-0	1-1-0	0-0-0	0-0-0
09/15	at MIA	0-0-0		Inactive	0-0-0	0-0-0	1-1-0	0-0-0	2-2-0
09/22	NYJ	0-0-0		0-0-0	0-0-0	0-0-0	0-0-0	0-0-0	0-0-0
09/29	at BUF	0-0-0		1-1-0	2-2-0	0-0-0	1-1-0	0-0-0	1-0-1
10/06	at WAS	0-0-0	**2019 TTls with BAL:**	0-0-0	Inactive	0-0-0	IR (10/1)	0-0-0	0-0-0
10/10	NYG	0-0-0	**3-3-0**	0-0-0	Inactive	0-0-0		1-1-0	0-0-0
10/21	at NYJ	0-0-0	Signed (10/23)	0-0-0	Inactive	0-0-0		0-0-0	2-1-1
10/27	CLE	0-0-0	0-0-0	1-1-0	1-1-0	1-1-0		0-0-0	1-1-0
11/03	at BAL	1-1-0	2-1-1	1-1-0	0-0-0	0-0-0		Inactive	0-0-0
11/17	at PHI	0-0-0	1-1-0	1-1-0	0-0-0	0-0-0		Inactive	0-0-0
11/24	DAL	0-0-0	0-0-0	1-1-0	0-0-0	0-0-0		IR (11/19)	0-0-0
12/01	at HOU	0-0-0	0-0-0	0-0-0	0-0-0	1-0-1			0-0-0
12/08	KC	0-0-0	0-0-0	0-0-0	2-1-1	0-0-0			2-2-0
12/15	at CIN	0-0-0	1-1-0	0-0-0	0-0-0	0-0-0			2-1-1
12/21	BUF	0-0-0	1-1-0	1-1-0	0-0-0	0-0-0			0-0-0
12/29	MIA	0-0-0	1-1-0	1-0-1	0-0-0	0-0-0			0-0-0
Regular Season Totals		**1-1-0**	**6-5-1**	**8-7-1**	**5-4-1**	**2-1-1**	**3-3-0**	**1-1-0**	**10-7-3**
01/04	TEN	0-0-0	0-0-0	0-0-0	1-1-0	0-0-0			1-0-1
2019 Postseason		**0-0-0**	**0-0-0**	**0-0-0**	**1-1-0**	**0-0-0**	**0-0-0**	**0-0-0**	**1-0-1**

2019 KICKING TOTALS

2019 KICKING TOTALS
STEPHEN GOSTKOWSKI

DATE		OPPONENT	XP-XPA	XP PCT.	FG-FGA	BLK	FG PCT.	PTS.
09/08		Pittsburgh	3-3	100%	4-4	0	100%	15
09/15	at	Miami	4-6	67%	1-2	0	50%	7
09/22		N.Y. Jets	3-4	75%	1-1	0	100%	6
09/29	at	Buffalo	1-2	50%	1-1	0	100%	4
10/06	at	Washington	Placed on Injured Reserve (10/2)					
10/10		N.Y. Giants						
10/21	at	N.Y. Jets						
10/27		Cleveland						
11/03	at	Baltimore						
Regular Season Totals			**11-15**	**73%**	**7-8**	**0**	**87.5%**	**32**

2019 KICKING TOTALS
MIKE NUGENT

XP-XPA	XP PCT.	FG-FGA	BLK	FG PCT.	PTS.
		Signed (10/3)			
3-4	75%	2-2	0	100%	9
5-5	100%	0-1	0	0%	5
4-4	100%	1-1	0	100%	7
3-3	100%	2-4	1	50%	9
		Released (10/29)			
15-16	**94%**	**5-8**	**1**	**62.5%**	**30**

2019 KICKING TOTALS
NICK FOLK

DATE		OPPONENT	XP-XPA	XP PCT.	FG-FGA	BLK	FG PCT.	PTS.
10/27		Cleveland	Signed (10/30)					
11/03	at	Baltimore	2-2	100%	2-2	0	100%	8
11/17	at	Philadelphia	0-0	N/A	3-3	0	100%	9
11/24		Dallas	1-1	100%	2-4	0	50%	7
12/01	at	Houston	Released (11/29); re-signed 12/7					
12/08		Kansas City	1-1	100%	1-2	1	50%	4
12/15	at	Cincinnati	4-4	100%	2-2	0	100%	10
12/21		Buffalo	1-1	100%	3-3	0	100%	10
12/29		Miami	3-3	100%	1-1	0	100%	60
Regular Season Totals			**12-12**	**100%**	**14-17**	**1**	**82.4%**	**54**

2019 KICKING TOTALS
KAI FORBATH

XP-XPA	XP PCT.	FG-FGA	BLK	FG PCT.	PTS.
		Signed (11/29)			
1-2	50%	1-1	0	100%	4
		Released (12/2)			
1-2	**50%**	**1-1**	**0**	**100%**	**4**

2019 GAME-BY-GAME STATISTICS

2019 PUNTING TOTALS

2019 PUNTING TOTALS
JAKE BAILEY

DATE		OPPONENT.	NO.	YDS	AVG	NET	TB	IN 20	LG	B
09/09		Houston	6	281	46.8	43.5	0	2	55	0
09/16	at	Jacksonville	4	222	55.5	45.3	1	1	59	0
09/23	at	Detroit	5	217	43.4	37.8	0	1	51	0
09/30		Miami	2	80	40.0	28.5	0	0	44	0
10/04		Indianapolis	4	193	48.3	38.8	0	1	59	0
10/14		Kansas City	0	0	0.0	0.0	0	0	0	0
10/21	at	Chicago	4	171	42.8	33.5	1	0	53	0
10/29	at	Buffalo	4	148	37.0	28.8	0	0	55	0
11/04		Green Bay	3	149	49.7	49.7	0	2	53	0
11/11	at	Tennessee	6	298	49.7	39.9	1	2	66	0
11/25	at	N.Y. Jets	4	184	46.0	40.8	1	1	51	0
12/02		Minnesota	4	166	41.5	35.5	1	2	52	0
12/09	at	Miami	3	142	47.3	42.0	0	1	49	0
12/16	at	Pittsburgh	5	216	43.2	43.2	0	3	52	0
12/23		Buffalo	6	259	43.2	43.2	0	3	55	0
12/30		N.Y. Jets	4	159	39.8	39.8	0	2	44	0
Regular Season Totals			**81**	**3638**	**44.9**	**41.3**	**6**	**36**	**65**	**0**
01/04		Tennessee	5	230	46.0	38.0	2	2	61	0
Postseason Totals			**5**	**230**	**46.0**	**38.0**	**2**	**2**	**61**	**0**

KICK RETURNS / PUNT RETURNS

			B. BOLDEN					JAMES WHITE					G. OLSZEWSKI						M. SANU SR.					
DATE		OPPONENT	NO	YDS	AVG	LG	TD	NO	YDS	AVG	LG	TD	PR	FC	YDS	AVG	LG	TD	PR	FC	YDS	AVG	LG	TD
09/08		Pittsburgh	2	35	17.5	20	0	0	0	0.0	0	0	2	3	35	17.5	20	0						
09/15	at	Miami	Inactive					0	0	0.0	0	0	3	3	9	3.0	6	0						
09/22		N.Y. Jets	0	0	0.0	0	0	Inactive					8	1	44	5.5	13	0						
09/29	at	Buffalo	2	43	21.5	26	0	0	0	0.0	0	0	0	1	0	0.0	0	0						
10/06	at	Washington	0	0	0.0	0	0	0	0	0.0	0	0	3	5	49	16.3	19	0	**2019 Totals with Atlanta:**					
10/10		N.Y. Giants	1	28	28.0	28	0	0	0	0.0	0	0	1	1	10	10.0	10	0	**1**	**0**	**2**	**2.0**	**2**	**0**
10/21	at	N.Y. Jets	1	26	26.0	26	0	0	0	0.0	0	0	2	1	24	12.0	22	0	Traded to NE (10/23)					
10/27		Cleveland	2	42	21.0	24	0	0	0	0.0	0	0	1	1	8	8.0	8	0	0	0	0	0.0	0	0
11/03	at	Baltimore	2	53	26.5	27	0	0	0	0.0	0	0	Inactive						0	0	0	0.0	0	0
11/17	at	Philadelphia	2	42	21.0	25	0	0	0	0.0	0	0	Inactive						3	1	23	7.7	14	0
11/24		Dallas	0	0	0.0	0	0	1	20	20.0	20	0	Placed on IR (11/19)						Inactive					
12/01	at	Houston	1	15	15.0	15	0	0	0	0.0	0	0							1	3	6	6.0	6	0
12/08		Kansas City	4	76	19.0	23	0	1	21	21.0	21	0							0	1	0	0.0	0	0
12/15	at	Cincinnati	2	42	21.0	22	0	0	0	0.0	0	0							1	1	1	1.0	1	0
12/21		Buffalo	3	75	25.0	34	0	0	0	0.0	0	0							3	1	17	5.7	10	0
12/29		Miami	1	38	38.0	38	0	0	0	0.0	0	0							1	2	7	7.0	7	0
Regular Season Totals			**23**	**515**	**22.4**	**38**	**0**	**2**	**41**	**20.5**	**21**	**0**	**20**	**16**	**179**	**9.0**	**22**	**0**	**9**	**9**	**54**	**6.0**	**14**	**0**
01/04		Tennessee	0	0	0.0	0	0	0	0	0.0	0	0							1	2	23	23.0	23	0
Postseason Totals			**0**	**0**	**0.0**	**0**	**0**	**0**	**0**	**0.0**	**0**	**0**	**10**	**3**	**77**	**7.7**	**16**	**0**	**1**	**2**	**23**	**23.0**	**23**	**0**

Miscellaneous Kickoff Returns:
Julian Edelman: 1 KOR for 19 Yds. vs. NYJ (10/21)
1 KOR for 10 Yds. vs. TEN (1/4)

Miscellaneous Punt Returns:
Rex Burkhead: 1 FC vs. Dallas (11/24).

Miscellaneous Special Teams Stats:
Justin Bethel - 1 Muffed Punt Fumble Recovery at BAL (11/3), 1 Muffed Punt Fumble Recovery at CIN (12/15); **Brandon Bolden -** 1 Blocked Punt vs. NYG (10/10); **Nate Ebner -** 1 Blocked Punt vs. KC (12/8); **J.C. Jackson -** 1 Blocked Punt at BUF (9/29)**; Matthew Slater -** 1 Muffed Punt Fumble Recovery at NYJ (10/21), 1 Blocked Punt vs. DAL (11/24).

2019 HONORS AND AWARDS

P JAKE BAILEY

- AFC Special Teams Player of the Week (Week 3)
- AFC Special Teams Player of the Week (Week 11)

CB STEPHON GILMORE

- Associated Press Defensive Player of the Year
- Associated Press All-Pro: First Team
- PFWA All-NFL Team
- PFWA Defensive Player of the Year
- Pro Bowl
- AFC Defensive Player of the Month (October)

LB DONT'A HIGHTOWER

- Pro Bowl

DB DEVIN McCOURTY

- AFC Defensive Player of the Month (September)

WR MATTHEW SLATER

- Associated Press All-Pro: First Team
- PFWA All-NFL Team
- Pro Bowl
- AFC Special Teams Player of the Week (Week 12)

LB KYLE VAN NOY

- AFC Defensive Player of the Week (Week 4)

OL JOE THUNEY

- Associated Press All-Pro: First Team

2019 PRO BOWL

Three members of the New England Patriots were selected to the 2019 NFL Pro Bowl. Cornerback Stephon Gilmore, LB Dont'a Hightower and WR Matthew Slater were selected to represent the New England Patriots in the 2019 NFL Pro Bowl on Sun., Jan. 26, 2020, at Camping World Stadium in Orlando, Fla.

Stephon Gilmore earned his third career Pro Bowl invitation and second as a member of the Patriots, while Hightower was named to his second career Pro Bowl. Slater earned his eighth career Pro Bowl selection as a special teams player, surpassing Steve Tasker (1987, 90-95) for most special teams Pro Bowl honors in NFL history.

2019 TELEVISION RATINGS

PATRIOTS 2019 RATINGS IN BOSTON TV MARKET

DATE	OPP.	NET.	BOSTON TV	HH RAT.	HH SHARE
Sept. 8	PIT	NBC	WBTS	35.1	58
Sept. 15	at MIA	CBS	WBZ	33.0	65
Sept. 22	NYJ	NBC	WBZ	33.1	68
Sept. 29	at BUF	CBS	WBZ	34.0	68
Oct. 6	at WAS	CBS	WBZ	33.3	67
Oct. 10	NYG	FOX	WFXT	33.8	56
Oct. 21	at NYJ	ESPN	WCVB	36.6	62
Oct. 27	CLE	CBS	WBZ	42.3	67
Nov. 3	at BAL	NBC	WBTS	33.9	57
Nov. 17	at PHI	CBS	WBZ	38.2	64
Nov. 24	DAL	FOX	WFXT	42.6	67
Dec. 1	at HOU	NBC	WBTS	32.5	56
Dec. 8	KC	CBS	WBZ	39.0	65
Dec. 15	at CIN	CBS	WBZ	31.2	66
Dec. 21	BUF	NFLN	WBZ	33.3	64
Dec. 29	MIA	CBS	WBZ	33.0	68
			AVERAGE	**35.3**	**63.6**

*Each ratings point represents one percent of the 2.4 million homes in the Boston TV market. Share represents the percentage of televisions that are tuned in to a program as a proportion of all of the televisions that are turned on at a given time.

2019 PLAYER PARTICIPATION CHART

	GP/GS/DNP/INA	09/08 Pittsburgh	09/15 at Miami	09/22 N.Y. Jets	09/29 at Buffalo	10/06 at Washington	10/10 N.Y. Giants	10/21 at N.Y. Jets	10/27 Cleveland	11/03 at Baltimore	11/17 at Philadelphia	11/24 Dallas	12/01 at Houston	12/08 Kansas City	12/15 at Cincinnati	12/21 Buffalo	12/29 Miami	01/04 Tennessee
Bailey, Jake	16/0/0/0	sub	sub	sub	sub	sub	sub	sub	sub	sub	sub	sub	sub	sub	sub	sub	sub	sub
Benenoch, Caleb	0/0/0/2			X	X													
Bennett, Michael	6/1/0/1	RE	sub	sub	sub	sub	sub	X										
Bentley, Ja'Whaun	16/2/0/0	sub	sub	sub	LB	sub	sub	sub	sub	sub	LB	sub	sub	sub	sub	sub	sub	sub
Bethel, Justin	9/0/0/0								sub	sub	sub							
Bolden, Brandon	15/2/0/1	sub	X	RB	sub	sub	sub	sub	sub	sub	RB	sub	sub	sub	sub	sub	sub	sub
Brady, Tom	16/16/0/0	QB	QB	QB	QB	QB	QB	QB	QB	QB	QB	QB	QB	QB	QB	QB	QB	QB
Brooks, Terrence	15/0/0/1	sub	sub	sub	sub	sub	sub	sub	sub	sub	sub	sub	sub	sub	sub	sub	X	sub
Brown, Antonio	1/0/0/0		sub															
Burkhead, Rex	13/1/0/3	sub	sub	RB	sub	X	X	X	sub	sub	sub	sub	sub	sub	sub	sub	sub	sub
Butler, Adam	16/2/0/0	sub	RE	sub	sub	RE	sub	sub	sub	sub	sub	sub	sub	sub	sub	sub	sub	sub
Calhoun, Shilique	15/1/0/1	LE	sub	X	sub	sub	sub	sub	sub	sub	sub	sub	sub	sub	sub	sub	sub	sub
Cannon, Marcus	15/15/0/1	RT	X	RT	RT	RT	RT	RT	RT	RT	RT	RT	RT	RT	RT	RT	RT	RT
Cardona, Joe	16/0/0/0	sub	sub	sub	sub	sub	sub	sub	sub	sub	sub	sub	sub	sub	sub	sub	sub	sub
Chung, Patrick	13/12/0/3	S	sub	S	S	X	S	X	S	S	X	S	S	S	S	S	S	S
Collins Sr., Jamie	16/15/0/0	LB	LB	LB	LB	LB	LB	LB	LB	LB	LB	LB	LB	sub	LB	LB	LB	sub
Cowart, Byron	5/0/0/11	X	sub	sub	X	X	X	sub	X	sub	X	sub	X	X	X	X	X	X
Cunningham, Korey	1/0/2/13	X	sub	X	X	X	X	X	dnp	X	X	X	X	X	X	X	dnp	X
Develin, James	2/2/0/1	FB	FB	X														
Dorsett II, Phillip	14/4/0/2	sub	sub	sub	sub	sub	X	WR	WR	WR	WR	X	sub	sub	sub	sub	sub	WR
Ebner, Nate	14/0/0/2	sub	sub	X	sub	X	sub	sub	sub	sub	sub	sub	sub	sub	sub	sub	sub	sub
Edelman, Julian	16/13/0/0	WR	WR	WR	WR	WR	sub	WR	WR	WR	WR	WR	sub	WR	WR	WR	sub	WR
Eluemunor, Jermaine	10/0/1/5	sub	X	sub	sub	dnp	sub										X	X
Ferentz, James	15/2/1/0	sub	sub	sub	sub	sub	sub	sub	RG	sub	dnp	sub	sub	C	sub	sub	sub	sub
Folk, Nick	7/0/0/0									sub	sub	sub		sub	sub	sub	sub	sub
Forbath, Kai	1/0/0/0												sub					
Gilmore, Stephon	16/16/0/0	RCB	RCB	RCB	RCB	RCB	RCB	RCB	RCB	RCB	RCB	RCB	RCB	RCB	RCB	RCB	RCB	RCB
Gordon, Josh	6/6/0/1	WR	WR	WR	WR	WR	WR	X										
Gostkowski, Stephen	4/0/00	sub	sub	sub	sub													
Guy, Lawrence	16/16/0/0	DT	LE	LE	LE	LE	LE	LE	LE	LE	LE	LE	LE	LE	LE	LE	LE	LE
Harmon, Duron	16/8/0/0	sub	sub	sub	sub	S	sub	S	sub	sub	sub	DB	DB	DB	DB	DB	DB	sub
Harris, Damien	2/0/0/14	X	X	sub	X	X	X	sub	X	X	X	X	X	X	X	X	X	X
Harry, N'Keal	7/5/0/1									X	sub	WR	WR	sub	WR	WR	WR	WR
Hightower, Dont'a	15/15/0/1	LB	LB	LB	X	LB	LB	LB	LB	LB	LB	LB	LB	LB	LB	LB	LB	LB
Izzo, Ryan	6/4/1/9	TE	sub	TE	TE	sub	TE	X	X	dnp	X	X	X	X	X	X	X	X
Jackson, J.C.	16/6/0/0	sub	sub	sub	sub	sub	sub	sub	sub	sub	sub	LCB	LCB	LCB	LCB	LCB	LCB	LCB
Johnson, Jakob	4/3/0/0			sub	FB	FB	FB											
Jones, Jonathan	15/9/0/1	DB	S	DB	DB	sub	DB	sub	DB	DB	S	sub	sub	DB	sub	X	sub	sub
Karras, Ted	15/15/0/1	C	C	C	C	C	C	C	C	C	C	C	C	X	C	C	C	C
Kessler, Cody	0/0/0/11				X	X	X			X	X	X	X	X	X	X	X	X
LaCosse, Matt	11/8/1/4	dnp	TE	X	sub	TE	TE	X	X	X	sub	sub	TE	TE	TE	TE	TE	sub
Mason, Shaq	15/15/0/1	RG	RG	RG	RG	RG	RG	RG	X	RG	RG	RG	RG	RG	RG	RG	RG	RG
McCourty, Devin	16/16/0/0	S	S	S	S	S	S	S	S	S	S	S	S	S	S	S	S	S
McCourty, Jason	12/10/0/4	LCB	LCB	LCB	LCB	LCB	LCB	LCB	LCB	LCB	LCB	X	X	sub	X	sub	X	X
Melifonwu, Obi	0/0/0/1	X																
Meyers, Jakobi	15/1/0/1	sub	X	sub	sub	sub	sub	sub	sub	sub	sub	WR	sub	sub	sub	sub	sub	sub
Michel, Sony	16/14/0/0	RB	RB	sub	RB	RB	RB	RB	RB	sub	RB	RB	RB	RB	RB	RB	RB	sub
Newhouse, Marshall	15/9/0/0		RT	LT	LT	LT	LT	LT	LT	LT	LT	LT	sub	sub	sub	sub	sub	sub
Nugent, Mike	4/0/0/0					sub	sub	sub	sub									
Olszewsi, Gunner	8/0/0/2	sub	sub	sub	sub	sub	sub	sub	sub	X	X							
Richards, Jordan	3/0/0/0					sub	sub	sub										
Roberts, Elandon	16/3/0/0	sub	LB	sub	sub	LB	sub	LB	sub	sub	sub	sub	sub	sub	sub	sub	sub	LB
Sanu Sr., Mohamed	8/6/0/1								sub	WR	sub	X	WR	WR	WR	WR	WR	WR
Shelton, Danny	16/14/0/0	sub	DT	DT	DT	DT	DT	DT	DT	DT	DT	DT	DT	sub	DT	DT	DT	DT
Simon, John	16/12/0/0	LB	sub	RE	RE	sub	RE	sub	RE	RE	sub	RE	RE	RE	RE	RE	RE	LB
Slater, Matthew	16/0/0/0	sub	sub	sub	sub	sub	sub	sub	sub	sub	sub	sub	sub	sub	sub	sub	sub	sub
Stidham, Jarrett	3/0/13/0	dnp	dnp	sub	dnp	sub	dnp	sub	dnp	dnp	dnp	dnp	dnp	dnp	dnp	dnp	dnp	dnp
Thomas, Demaryius	0/0/0/1	X																
Thuney, Joe	16/16/0/0	LG	LG	LG	LG	LG	LG	LG	LG	LG	LG	LG	LG	LG	LG	LG	LG	LG
Tomlinson, Eric	2/2/0/0							TE	TE									
Van Noy, Kyle	15/15/0/1	X	LB	LB	LB	LB	LB	LB	LB	LB	LB	LB	LB	LB	LB	LB	LB	LB
Watson, Ben	10/8/0/0							TE	TE	TE	TE	TE	TE	TE	sub	sub	TE	sub
White, James	15/1/0/1	sub	sub	X	sub	sub	sub	sub	sub	RB	sub	sub	sub	sub	sub	sub	sub	RB
Williams, Joejuan	9/0/0/7	X	X	sub	X	sub	X	sub	X	X	sub	sub	sub	X	sub	sub	sub	sub
Winovich, Chase	16/0/00	sub	sub	sub	sub	sub	sub	sub	sub	sub	sub	sub	sub	sub	sub	sub	sub	sub
Wise Jr., Deatrich	14/3/1/1	sub	X	sub	sub	sub	sub	RE	sub	dnp	RE	sub	sub	DT	sub	sub	sub	RE
Wynn, Isaiah	8/8/0/0	LT	LT									LT	LT	LT	LT	LT	LT	LT

KEY: Not on Team — X - inactive / CAPS - starters / sub - played / dnp - did not play

2019 GAME-BY-GAME STARTERS

OFFENSE

Date	Opponent	WR	LT	LG	C	RG	RT	TE	WR	QB	RB	TE
09/08	Pittsburgh	J. Gordon	I. Wynn	J. Thuney	T. Karras	S. Mason	M. Cannon	R. Izzo	J. Edelman	T. Brady	S. Michel	J. Develin (FB)
09/15	at Miami	J. Gordon	I. Wynn	J. Thuney	T. Karras	S. Mason	M. Newhouse	M. LaCosse	J. Edelman	T. Brady	S. Michel	J. Develin (FB)
09/22	N.Y. Jets	J. Gordon	M. Newhouse	J. Thuney	T. Karras	S. Mason	M. Cannon	R. Izzo	J. Edelman	T. Brady	B. Bolden	R. Burkhead (RB)
09/29	at Buffalo	J. Gordon	M. Newhouse	J. Thuney	T. Karras	S. Mason	M. Cannon	R. Izzo	J. Edelman	T. Brady	S. Michel	J. Johnson (FB)
10/06	at Washington	J. Gordon	M. Newhouse	J. Thuney	T. Karras	S. Mason	M. Cannon	M. LaCosse	J. Edelman	T. Brady	S. Michel	J. Johnson (FB)
10/10	N.Y. Giants	J. Gordon	M. Newhouse	J. Thuney	T. Karras	S. Mason	M. Cannon	M. LaCosse	J. Johnson (FB)	T. Brady	S. Michel	R. Izzo
10/21	at N.Y. Jets	P. Dorsett II	M. Newhouse	J. Thuney	T. Karras	S. Mason	M. Cannon	B. Watson	J. Edelman	T. Brady	S. Michel	E. Tomlinson
10/27	Cleveland	P. Dorsett II	M. Newhouse	J. Thuney	T. Karras	J. Ferentz	M. Cannon	B. Watson	J. Edelman	T. Brady	S. Michel	E. Tomlinson
11/03	at Baltimore	P. Dorsett II	M. Newhouse	J. Thuney	T. Karras	S. Mason	M. Cannon	B. Watson	J. Edelman	T. Brady	J. White	M. Sanu Sr. (WR)
11/17	at Philadelphia	P. Dorsett II	M. Newhouse	J. Thuney	T. Karras	S. Mason	M. Cannon	B. Watson	J. Edelman	T. Brady	S. Michel	B. Bolden (RB)
11/24	Dallas	N. Harry	I. Wynn	J. Thuney	T. Karras	S. Mason	M. Cannon	B. Watson	J. Edelman	T. Brady	S. Michel	J. Meyers (WR)
12/01	at Houston	N. Harry	I. Wynn	J. Thuney	T. Karras	S. Mason	M. Cannon	B. Watson	M. Sanu Sr.	T. Brady	S. Michel	M. LaCosse
12/08	Kansas City	M. Sanu Sr.	I. Wynn	J. Thuney	J. Ferentz	S. Mason	M. Cannon	B. Watson	J. Edelman	T. Brady	S. Michel	M. LaCosse
12/15	at Cincinnati	M. Sanu Sr.	I. Wynn	J. Thuney	T. Karras	S. Mason	M. Cannon	M. LaCosse	J. Edelman	T. Brady	S. Michel	N. Harry (WR)
12/21	Buffalo	M. Sanu Sr.	I. Wynn	J. Thuney	T. Karras	S. Mason	M. Cannon	M. LaCosse	J. Edelman	T. Brady	S. Michel	N. Harry (WR)
12/29	Miami	M. Sanu Sr.	I. Wynn	J. Thuney	T. Karras	S. Mason	M. Cannon	B. Watson	N. Harry	T. Brady	S. Michel	M. LaCosse
01/04	Tennessee	M. Sanu Sr.	I. Wynn	J. Thuney	T. Karras	S. Mason	M. Cannon	P. Dorsett II (WR)	J. Edelman	T. Brady	J. White	N. Harry (WR)

DEFENSE

Date	Opponent	LE	DT	RE	LB	LB	LB	LB	LCB	RCB	S	S
09/08	Pittsburgh	S. Calhoun	L. Guy	M. Bennett	J. Simon	D. Hightower	J. Collins Sr.	J. Jones (DB)	J. McCourty	S. Gilmore	P. Chung	D. McCourty
09/15	at Miami	L. Guy	D. Shelton	A. Butler	K. Van Noy	D. Hightower	J. Collins Sr.	E. Roberts	J. McCourty	S. Gilmore	J. Jones	D. McCourty
09/22	N.Y. Jets	L. Guy	D. Shelton	J. Simon	K. Van Noy	D. Hightower	J. Collins Sr.	J. Jones (DB)	J. McCourty	S. Gilmore	P. Chung	D. McCourty
09/29	at Buffalo	L. Guy	D. Shelton	J. Simon	K. Van Noy	J. Bentley	J. Collins Sr.	J. Jones (DB)	J. McCourty	S. Gilmore	P. Chung	D. McCourty
10/06	at Washington	L. Guy	D. Shelton	A. Butler	K. Van Noy	D. Hightower	J. Collins Sr.	E. Roberts	J. McCourty	S. Gilmore	D. Harmon	D. McCourty
10/10	N.Y. Giants	L. Guy	D. Shelton	J. Simon	K. Van Noy	D. Hightower	J. Collins Sr.	J. Jones (DB)	J. McCourty	S. Gilmore	P. Chung	D. McCourty
10/21	at N.Y. Jets	L. Guy	D. Shelton	D. Wise Jr.	K. Van Noy	D. Hightower	J. Collins Sr.	E. Roberts	J. McCourty	S. Gilmore	D. Harmon	D. McCourty
10/27	Cleveland	L. Guy	D. Shelton	J. Simon	K. Van Noy	D. Hightower	J. Collins Sr.	J. Jones (DB)	J. McCourty	S. Gilmore	P. Chung	D. McCourty
11/03	at Baltimore	L. Guy	D. Shelton	J. Simon	K. Van Noy	D. Hightower	J. Collins Sr.	J. Jones (DB)	J. McCourty	S. Gilmore	P. Chung	D. McCourty
11/17	at Philadelphia	L. Guy	D. Shelton	D. Wise Jr.	K. Van Noy	D. Hightower	J. Collins Sr.	J. Bentley	J. McCourty	S. Gilmore	J. Jones	D. McCourty
11/24	Dallas	L. Guy	D. Shelton	J. Simon	K. Van Noy	D. Hightower	J. Collins Sr.	D. Harmon (DB)	J. Jackson	S. Gilmore	P. Chung	D. McCourty
12/01	at Houston	L. Guy	D. Shelton	J. Simon	K. Van Noy	D. Hightower	J. Collins Sr.	D. Harmon (DB)	J. Jackson	S. Gilmore	P. Chung	D. McCourty
12/08	Kansas City	L. Guy	D. Wise Jr.	J. Simon	K. Van Noy	D. Hightower	J. Jones (DB)	D. Harmon (DB)	J. Jackson	S. Gilmore	P. Chung	D. McCourty
12/15	at Cincinnati	L. Guy	D. Shelton	J. Simon	K. Van Noy	D. Hightower	J. Collins Sr.	D. Harmon (DB)	J. Jackson	S. Gilmore	P. Chung	D. McCourty
12/21	Buffalo	L. Guy	D. Shelton	J. Simon	K. Van Noy	D. Hightower	J. Collins Sr.	D. Harmon (DB)	J. Jackson	S. Gilmore	P. Chung	D. McCourty
12/29	Miami	L. Guy	D. Shelton	J. Simon	K. Van Noy	D. Hightower	J. Collins Sr.	D. Harmon (DB)	J. Jackson	S. Gilmore	P. Chung	D. McCourty
01/04	Tennessee	L. Guy	D. Shelton	D. Wise Jr.	K. Van Noy	D. Hightower	J. Simon	E. Roberts	J. Jackson	S. Gilmore	P. Chung	D. McCourty

2019 TRANSACTIONS

FEBRUARY 2019

2/5/2019	Croston, Cole	Signed to a future contract
2/5/2019	Eldrenkamp, Jake	Signed to a future contract
2/5/2019	Etling, Danny	Signed to a future contract
2/5/2019	Harris, Trent	Signed to a future contract
2/5/2019	Herron, Frank	Signed to a future contract
2/5/2019	Howard, A.J.	Signed to a future contract
2/5/2019	Mathews, Ryker	Signed to a future contract
2/5/2019	Munson, Calvin	Signed to a future contract
2/5/2019	Parry, David	Signed to a future contract
2/5/2019	Patterson, Damoun	Signed to a future contract
2/5/2019	Skipper, Dan	Signed to a future contract

MARCH 2019

3/4/2019	Allen, Dwayne	Released
3/4/2019	Andrews, Darren	Released
3/14/2019	Bennett, Michael	Acquired Via Trade (Philadelphia)
3/14/2019	Bolden, Brandon	Signed
3/14/2019	McCourty, Jason	Re-signed
3/15/2019	Brooks, Terrence	Signed
3/15/2019	Ellington, Bruce	Signed
3/15/2019	Harris, Maurice	Signed
3/15/2019	LaCosse, Matt	Signed
3/15/2019	Pennel Jr., Mike	Signed
3/15/2019	Simon, John	Re-signed
3/15/2019	Clayborn, Adrian	Released
3/19/2019	Dorsett, Phillip	Re-signed
3/22/2019	Allen, Ryan	Re-signed
3/24/2019	Gronkowski, Rob	Announced his retirement

APRIL 2019

4/1/2019	Lang, Cedrick	Signed
4/8/2019	Johnson, Jakob	Signed
4/10/2019	Gostkowski, Stephen	Re-signed
4/10/2019	Seferian-Jenkins, Austin	Signed
4/16/2019	Jones, Jonathan	Re-signed
4/16/2019	Thomas, Demaryius	Signed
4/25/2019	Harry, N'Keal	Drafted
4/26/2019	Williams, Joejuan	Drafted
4/26/2019	Winovich, Chase	Drafted
4/26/2019	Harris, Damien	Drafted
4/26/2019	Cajuste, Yodny	Drafted
4/27/2019	Frohodt, Hjalte	Drafted
4/27/2019	Stidham, Jarrett	Drafted
4/27/2019	Cowart, Byron	Drafted
4/27/2019	Bailey, Jake	Drafted
4/27/2019	Webster, Ken	Drafted
4/29/2019	Hollister, Jacob	Traded to Seattle

MAY 2019

5/2/2019	Anderson, Calvin	Signed
5/2/2019	Beck, Andrew	Signed
5/2/2019	Brossette, Nick	Signed
5/2/2019	Calhoun, Shilique	Signed
5/2/2019	Davis, Ryan	Signed
5/2/2019	Gant, Malik	Signed
5/2/2019	Gauthier, Tyler	Signed
5/2/2019	Hall, Terez	Signed
5/2/2019	Meyers, Jakobi	Signed
5/2/2019	Ross, D'Angelo	Signed
5/2/2019	St. Louis, Tyree	Signed
5/2/2019	Thurman, Nick	Signed
5/2/2019	Mathews, Ryker	Released
5/6/2019	Ubosi, Xavier	Signed
5/8/2019	Ellington, Bruce	Released
5/10/2019	Watson, Ben	Signed
5/10/2019	Bailey, Jake	Signed/Draft Choice
5/10/2019	Cajuste, Yodny	Signed/Draft Choice
5/10/2019	Cowart, Byron	Signed/Draft Choice
5/10/2019	Froholdt, Hjalte	Signed/Draft Choice
5/10/2019	Stidham, Jarrett	Signed/Draft Choice
5/10/2019	Webster, Ken	Signed/Draft Choice
5/10/2019	Williams, Joejuan	Signed/Draft Choice
5/13/2019	Inman, Dontrelle	Signed

MAY 2019 (CONTINUED)

5/13/2019	Veldheer, Jared	Signed
5/13/2019	Anderson, Calvin	Released
5/13/2019	Ubosi, Xavier	Released
5/15/2019	Harry, N'Keal	Signed/Draft Choice
5/16/2019	Collins Sr., Jamie	Signed
5/16/2019	Herron, Frank	Released
5/20/2019	Shelton, Danny	Signed
5/20/2019	Eldrenkamp, Jake	Released
5/21/2019	Veldheer, Jared	Reserve/Retired
5/23/2019	Olszewski, Gunner	Signed

JUNE, 2019

6/4/2019	Seferian-Jenkins, Austin	Released
6/4/2019	Winovich, Chase	Signed/Draft Choice
6/5/2019	Harris, Damien	Signed/Draft Choice

JULY 2019

7/24/2019	Kendricks, Lance	Signed
7/24/2019	Schwenke, Brian	Reserve/Retired
7/26/2019	Dielman, J.J.	Signed
7/29/2019	Dielman, J.J.	Reserve/Retired
7/30/2019	Ivey, Martez	Signed
7/30/2019	Croston, Cole	Released

AUGUST 2019

8/2/2019	Meredith, Cameron	Signed
8/12/2019	Croston, Cole	Signed
8/12/2019	Ross, D'Angelo	Released
8/13/2019	Saubert, Eric	Acquired Via Trade (Atlanta)
8/13/2019	Etling, Danny	Released
8/13/2019	Ross, D'Angelo	Placed on Reserve/Injured
8/18/2019	Inman, Dontrelle	Released
8/20/2019	Allen, Ryan	Released
8/25/2019	Davis, Keionta	Released
8/25/2019	Harris, Maurice	Released
8/25/2019	King, Brandon	Placed on Reserve/Injured
8/25/2019	Martin, Robert	Signed
8/25/2019	Wright III, Scooby	Signed
8/26/2019	Pennel Jr., Mike	Released
8/26/2019	Martin, Robert	Released
8/26/2019	Davis, Keionta	Placed on Reserve/Injured
8/29/2019	Cunningham, Korey	Acquired Via Trade (Arizona)
8/29/2019	Eluemunor, Jermaine	Acquired Via Trade (Baltimore)
8/31/2019	Bodine, Russell	Acquired Via Trade (Buffalo)
8/31/2019	Dawson Jr., Duke	Traded to Denver
8/31/2019	Andrews, David	Placed on Reserve/Injured
8/31/2019	Froholdt, Hjalte	Placed on Reserve/Injured
8/31/2019	Gant, Malik	Placed on Reserve/Injured
8/31/2019	Rivers, Derek	Placed on Reserve/Injured
8/31/2019	Cajuste, Yodny	Placed on Non-Football Injury List
8/31/2019	Meredith, Cameron	Placed on Reserve/PUP List
8/31/2019	Anderson, Stephen	Released
8/31/2019	Beck, Andrew	Released
8/31/2019	Berrios, Braxton	Released
8/31/2019	Croston, Cole	Released
8/31/2019	Davis, Ryan	Released
8/31/2019	Ferentz, James	Released
8/31/2019	Gauthier, Tyler	Released
8/31/2019	Hall, Terez	Released
8/31/2019	Harris, Trent	Released
8/31/2019	Howard, A.J.	Released
8/31/2019	Hoyer, Brian	Released
8/31/2019	Ivey, Martez	Released
8/31/2019	Johnson, Jakob	Released
8/31/2019	Kamalu, Ufomba	Released
8/31/2019	Lang, Cedrick	Released
8/31/2019	Munson, Calvin	Released
8/31/2019	Parry, David	Released
8/31/2019	Patterson, Damoun	Released
8/31/2019	Sam, Christian	Released
8/31/2019	Saubert, Eric	Released
8/31/2019	Skipper, Dan	Released
8/31/2019	St. Louis, Tyree	Released

2019 TRANSACTIONS (CONT'D)

AUGUST (CONTINUED)

8/31/2019	Thomas, Demaryius	Released
8/31/2019	Thurman, Nick	Released
8/31/2019	Webster, Ken	Released
8/31/2019	Wright III, Scooby	Released

SEPTEMBER 2019

9/1/2019	Crossen, Keion	Traded to Houston
9/1/2019	Anderson, Stephen	Signed to the practice squad
9/1/2019	Hall, Terez	Signed to the practice squad
9/1/2019	Johnson, Jakob	Signed to the practice squad
9/1/2019	Kamalu, Ufomba	Signed to the practice squad
9/1/2019	Munson, Calvin	Signed to the practice squad
9/1/2019	St. Louis, Tyree	Signed to the practice squad
9/1/2019	Skipper, Dan	Signed to the practice squad
9/1/2019	Thurman, Nick	Signed to the practice squad
9/2/2019	Thomas, Demaryius	Signed
9/2/2019	Harry, N'Keal	Placed on Reserve/Injured
9/2/2019	Gossett, Colby	Signed to the practice squad
9/2/2019	Green, Gerri	Signed to the practice squad
9/2/2019	Toran, Najee	Signed to the practice squad
9/2/2019	St. Louis, Tyree	Released from the practice squad
9/6/2019	Ferentz, James	Signed
9/6/2019	Bodine, Russell	Released
9/9/2019	Brown, Antonio	Signed
9/9/2019	Melifonwu, Obi	Released
9/9/2019	Kendricks, Lance	Released
9/9/2019	Anderson, Stephen	Released from the practice squad
9/11/2019	Thomas, Demaryius	Traded to N.Y. Jets
9/11/2019	Newhouse, Marshall	Signed
9/11/2019	Brooks, Nate	Signed to the practice squad
9/11/2019	Melifonwu, Obi	Signed to the practice squad
9/11/2019	Gossett, Colby	Released from the practice squad
9/17/2019	Benenoch, Caleb	Signed
9/17/2019	Wynn, Isaiah	Placed on Reserve/Injured
9/20/2019	Wright III, Scooby	Signed to the practice squad
9/20/2019	Green, Gerri	Released from the practice squad
9/20/2019	Brown, Antonio	Released
9/21/2019	Johnson, Jakob	Signed from the practice squad
9/23/2019	Develin, James	Placed on Reserve//Injured
9/25/2019	Kessler, Cody	Signed
9/25/2019	Vander Laan, Jason	Signed to the practice squad

OCTOBER 2019

10/1/2019	Benenoch, Caleb	Released
10/1/2019	Meredith, Cameron	Released
10/1/2019	Wright III, Scooby	Released
10/2/2019	Richards, Jordan	Signed

OCTOBER (CONTINUED)

10/2/2019	Gostkowski, Stephen	Placed on Reserve/Injured
10/2/2019	McKnight, Kelvin	Signed to the practice squad
10/3/2019	Nugent, Mike	Signed
10/4/2019	Koo, Younghoe	Signed to the practice squad
10/4/2019	McKnight, Kelvin	Released from the practice squad
10/7/2019	Watson, Ben	Released
10/14/2019	Johnson, Jakob	Placed on Reserve/Injured
10/15/2019	Tomlinson, Eric	Signed
10/15/2019	Watson, Ben	Signed
10/15/2019	Kessler, Cody	Released
10/15/2019	Gauthier, Tyler	Signed to the practice squad
10/15/2019	Ross, Devin	Signed to the practice squad
10/15/2019	Koo, Younghoe	Released from the practice squad
10/15/2019	Vander Laan, Jason	Released from the practice squad
10/23/2019	Bethel, Justin	Signed
10/23/2019	Sanu Sr., Mohamed	Acquired Via Trade (Atlanta)
10/23/2019	Monteiro, Aaron	Signed to the practice squad
10/23/2019	Richards, Jordan	Released
10/23/2019	Gordon, Josh	Placed on Reserve/Injured
10/25/2019	Bennett, Michael	Traded to Dallas
10/28/2019	Kessler, Cody	Signed
10/29/2019	Nugent, Mike	Released
10/29/2019	Tomlinson, Eric	Released
10/29/2019	Monteiro, Aaron	Released from the practice squad
10/30/2019	Folk, Nick	Signed
10/31/2019	Gordon, Josh	Released

NOVEMBER 2019

11/2/2019	Harry, N'Keal	Activated to the 53-man roster
11/16/2019	Melifonwu, Obi	Placed on Practice Squad Reserve/Injured
11/19/2019	Wynn, Isaiah	Activated to the 53-man roster
11/19/2019	Olszewski, Gunner	Placed on Reserve/Injured
11/20/2019	Adeboyejo, Quincy	Signed to the practice squad
11/21/2019	Bower, Tashawn	Signed to the practice squad
11/29/2019	Forbath, Kai	Signed
11/29/2019	Folk, Nick	Released

DECEMBER 2019

12/2/2019	Huggins, Albert	Claimed off Waivers (Philadelphia)
12/2/2019	Forbath, Kai	Released
12/6/2019	Folk, Nick	Signed
12/6/2019	Huggins, Albert	Released
12/11/2019	Gable, Josh	Signed to the practice squad
12/11/2019	Lee, Eric	Signed to the practice squad
12/11/2019	Pickett, Adarius	Signed to the practice squad
12/13/2019	Gable, Josh	Released from the practice squad

HISTORY

2020 Patriots Hall of Fame
Inductee Richard Seymour

PATRIOTS **HALL OF FAME**

PATRIOTS HALL OF FAME

Player	*Pos.*	*Years*	*Enshrined*
Houston Antwine	DL	1961-71	2015
Bruce Armstrong	T	1987-2000	2001
Drew Bledsoe	QB	1993-2001	2011
Troy Brown	WR	1993-2007	2012
Tedy Bruschi	LB	1996-2008	2013
Nick Buoniconti*	LB	1962-68	1992
Gino Cappelletti	WR/K	1960-70	1992
Raymond Clayborn	CB	1977-89	2017
Ben Coates	TE	1991-99	2008
Sam Cunningham	RB	1973-79, 81-82	2010
Bob Dee	DE	1960-67	1993
Kevin Faulk	RB	1999-2011	2016
Leon Gray	T	1973-78	2019
Steve Grogan	QB	1975-90	1995
John Hannah*	G	1973-85	1991
Rodney Harrison	S	2003-08	2019
Mike Haynes*	CB	1976-82	1994
Jim Lee Hunt	DT	1960-70	1993
Ty Law*	CB	1995-2004	2014
Matt Light	T	2001-2011	2018
Willie McGinest	DE/LB	1994-2005	2015
Stanley Morgan	WR	1977-89	2007
Jon Morris	C	1964-74	2011
Jim Nance	FB	1965-71	2009
Steve Nelson	LB	1974-87	1993
Vito "Babe" Parilli	QB	1961-67	1993
Richard Seymour	DL	2001-08	2020
Andre Tippett*	LB	1982-93	1999

*-Also in Pro Football Hall of Fame

Contributors	*Position*	*Enshrined*
William H. "Billy" Sullivan, Jr.	Founder	2009
Gil Santos	Broadcaster	2013

THE PATRIOTS HALL OF FAME PRESENTED BY RAYTHEON

The Patriots Hall of Fame presented by Raytheon Technologies offers a cutting-edge, highly-interactive museum experience. It showcases New England Patriots history while providing a permanent home to the team's hall of fame. The facility features 20,000 square feet of exhibit space and utilizes the latest in design concepts and multimedia technology to bring the Patriots story to life. It's incredible Super Bowl Experience gallery has undergone renovations over the last three years and houses all six Vince Lombardi Super Bowl Championship Trophies as well as the stories and highlights behind those titles. The Hall of Fame's integrated STEM (science, technology, engineering and math) program touches more than 20,000 school field trip visitors annually while also honoring a Massachusetts STEM Teacher of the Year. The Hall of Fame opened in 2008 and is a unique sports hall of fame and interactive experience as well as a must-visit attraction for Patriots and football fans alike.

HISTORY OF THE PATRIOTS HALL OF FAME

The Patriots Hall of Fame was established in 1991 as a way to honor the greatest players in franchise history. A selection committee of media and staff was formed to select players for induction and appropriately, John Hannah was the first player enshrined. Eight additional players were inducted from 1992-95. Andre Tippett (1999) and Bruce Armstrong (2001) rounded out the Patriots Hall of Fame's first 11 members. In 2007, the Patriots introduced a new method of selecting players for the team's hall of fame in advance of the opening of The Patriots Hall of Fame presented by Raytheon. Moving forward, one player will be enshrined in the Patriots Hall of Fame each year, with a nomination committee determining three finalists each spring and fans voting for the final choice through Patriots.com each spring.

SENIOR SELECTION COMMITTEE

The Patriots formed a senior selection committee to ensure that early era players are not overlooked in the voting process. The committee consists of veteran media and staff members who gather to discuss candidates who have been retired for at least 25 years to identify the player most deserving of Patriots Hall of Fame recognition.

PATRIOTS **HALL OF FAME** BIOS

Career Patriots in Pro Football Hall of Fame: John Hannah, Andre Tippett
Other Patriots Hall of Famers in Pro Football Hall of Fame: Nick Buoniconti, Mike Haynes, Ty Law
Patriots Hall of Fame Players: Houston Antwine, Bruce Armstrong, Drew Bledsoe, Troy Brown, Tedy Bruschi, Gino Cappelletti, Raymond Clayborn, Ben Coates, Sam Cunningham, Bob Dee, Kevin Faulk, Leon Gray, Steve Grogan, Rodney Harrison, Jim Lee Hunt, Matt Light, Willie McGinest, Stanley Morgan, Jon Morris, Jim Nance, Steve Nelson, Babe Parilli, Richard Seymour
Patriots Hall of Fame Contributors: William H. "Billy" Sullivan, Gil Santos

John Hannah • G • Alabama

Patriots Seasons (13): 1973-85 • Pro Bowls (9)
Pro Football Hall of Fame 1991 • Patriots Hall of Fame 1991

Hannah spent his entire 13-season career with the Patriots, from 1973 through the Super Bowl season of 1985 ... The first Patriots player to be inducted into the Pro Football Hall of Fame ... One of two Patriots voted to the NFL's 75th Anniversary Team ... Named to the Patriots 35th Anniversary Team in 1994 ... Named the Player of the Century on the Patriots Team of the Century in 2000 ... Played in 183 games, while missing only five games due to injury ... Selected to nine Pro Bowls (1976, 1978-85) ... Named All-Pro for 10 consecutive years (1976-85) ... Won the NFL Players Association's Offensive Lineman of the Year Award for four straight seasons (1978-81) ... Powered an offensive line that helped set an NFL record with 3,165 rushing yards in 1978 - a record that has not stood for 41 year ... Named to the Patriots All-Time Team in 2009.

Andre Tippett • LB • Iowa

Patriots Seasons (11): 1982-88, 90-93 • Pro Bowls (5)
Pro Football Hall of Fame 2008 • Patriots Hall of Fame 1999

Tippett spent his entire 12-year career with the Patriots ... Elected to the Pro Football Hall of Fame in 2008, joining John Hannah as the only two players to earn induction to the Hall of Fame after spending their entire career with the Patriots ... From 1984-85, Tippett recorded 35 sacks, a total that stands tied as the highest two-season sack total by a linebacker in NFL history ... He achieved his record sack totals despite playing his career as a strong-side linebacker (opposite the opposing tight end), a position from which few other players have excelled in the pass rush to the extent that Tippett did ... He was named to the NFL's 1980s All-Decade Team and was named the NFL's linebacker of the year by the NFL Players Association for three straight seasons from 1985-87 ... Finished his career as the only Patriots player to record 100 career sacks, a mark that stands as the franchise's all-time record ... Set the Patriots franchise single-season sack record with 18.5 in 1984 ... Also holds the second and tied for third-highest totals with 16.5 in 1985 and 12.5 in 1987 ... Was a member of the 1985 AFC Champions ... Has worked in the Patriots front office since his 1994 retirement and currently serves as the team's executive director of community affairs....Named to the Patriots All-Time Team in 2009.

TIPPETT'S PATRIOTS STATISTICS

Years	*G*	*TT*	*UT*	*Sack*	*FF*	*FR*
1982	9	28	10	0	0	1
1983	15	86	48	8.5	1	1
1984	16	118	48	18.5	1	0
1985	16	97	65	16.5	3	3
1986	11	63	39	9.5	2	1

Years	*G*	*TT*	*UT*	*Sack*	*FF*	*FR*
1987	13	83	53	12.5	0	3
1988	12	50	31	7	0	0
1989		Injured Reserve				
1990	13	72	38	3.5	1	1
1991	16	65	41	8.5	2	3

Years	*G*	*TT*	*UT*	*Sack*	*FF*	*FR*
1992	14	40	33	7	3	0
1993	16	76	50	8.5	1	4
Totals	**151**	**778**	**456**	**100**	**14**	**17**

PATRIOTS **HALL OF FAME** BIOS

Nick Buoniconti • LB • Notre Dame

Patriots Seasons (7): 1962-68 • AFL All-Star Games (5)

Pro Football Hall of Fame 2001 • Patriots Hall of Fame 1992

Buoniconti played for the Patriots from 1962 to 1968 before finishing his career with the Miami Dolphins ... In 2001, became the third Patriot to be named to the Pro Football Hall of Fame ... Appeared in five consecutive AFL All-Star games during his Patriots career (1963-67) ... Was a key contributor to the Patriots first championship game appearance in the 1963 AFL Championship ... The leading vote-getter on the 1966 AFL All-Star team ... Recorded 24 interceptions as a Patriot ... Went on to play for the undefeated 1972 Miami Dolphins as a part of the "No Name Defense" ... Named to the All-AFL 10 Year Anniversary Team in 1971 ... Named to the Patriots All-Time Team in 2009 ...Buoniconti passed away on July 30, 2019. .

BUONICONTI'S PATRIOTS STATISTICS

Years	Games	Int	Yds	Avg	LG	TD	Sacks	Years	Games	Int	Yds	Avg	LG	TD	Sacks
1962	14	2	3	1.5	3	0	1.0	1966	14	4	43	10.8	41	0	0.0
1963	14	3	42	14.0	26	0	6.5	1967	13	4	7	1.8	7	0	1.0
1964	14	5	75	15.0	26	0	4.5	1968	8	3	22	7.3	14	0	3.0
1965	14	3	31	10.3	26	0	2.0	**Patriots Totals**	**91**	**24**	**223**	**9.3**	**41**	**0**	**18.0**



Mike Haynes • CB • Arizona State

Patriots Seasons (7): 1976-82 • Pro Bowls (6)

Pro Football Hall of Fame 1997 • Patriots Hall of Fame 1994

Haynes played for the Patriots from 1976 to 1982 before finishing his career with the Los Angeles Raiders from 1983-89 ... In 1997, he became the second Patriot to be elected to the Pro Football Hall of Fame ... Selected to the NFL's 75th Anniversary Team ... Named to the NFL's all-decade team for the 1980s ... Named to six Pro Bowls (1976-80 and 1982) with the Patriots and three more with the Raiders ... Voted to two All-Pro teams, six All-AFC teams and the All-Rookie team during his Patriots career ... Named to the Patriots 35th Anniversary Team in 1994 ... Named to the Patriots Team of the Century in 2000 ... His 28 interceptions in a Patriots uniform rank sixth in franchise history ... Became the first player in Patriots history to return a punt for a touchdown with an 89-yard return against Buffalo on Nov. 7, 1976 ... Named to the Patriots All-Time Team in 2009.

HAYNES' PATRIOTS STATISTICS

	INTERCEPTIONS						PUNT RETURNS				
Years	G	No	Yds	Avg	LG	TD	No	Yds	Avg	LG	TD
1976	14	8	90	11.3	28	0	45	608	13.5	89t	2
1977	14	5	54	10.8	22	0	24	200	8.3	46	0
1978	16	6	123	20.5	50	1	14	183	13.1	35	0
1979	16	3	66	22.0	33	0	5	16	3.2	5	0
1980	13	1	31	31.0	31	0	17	140	8.2	35	0
1981	8	1	3	3.0	3	0	66	12	2.0	6	0
1982	9	4	26	6.5	26	0	0	0	0.0	0	0
Patriots Totals	**90**	**28**	**393**	**14.0**	**50**	**1**	**111**	**1,159**	**10.4**	**89t**	**2**

PATRIOTS **HALL OF FAME** BIOS

Ty Law • CB • Michigan

Patriots Seasons (10): 1995-2004 • Pro Bowls (4)

Pro Football Hall of Fame 2019 • Patriots Hall of Fame 2014

Law spent 10 seasons with the Patriots (1995-2004) after joining the team as a first-round (23rd overall) draft pick out of Michigan in 1995 … Law was a three-time Super Bowl Champion (XXXVI, XXXVIII, XXXIX), a four-time Pro Bowl player (1998, 2001, 2002, 2003) and a two-time All-Pro (1998, 2003) during his tenure with the Patriots … Law tied Raymond Clayborn's career franchise-record with 36 interceptions and finished with the most interception-return yards in team history with 583 … His six interceptions returned for touchdowns are also a franchise best … Law had nine interceptions in 1998 to become the first Patriots player to lead the NFL in that category … He was a playmaker who played some of his best games in the postseason … He helped lead the Patriots to their first Super Bowl title in 2001 when he intercepted a Kurt Warner pass against the Rams and returned it 47 yards for a touchdown for the first points of the game … In the 2003 AFC Championship Game, Law intercepted three Peyton Manning passes while leading the Patriots to a 24-14 victory over the Indianapolis Colts … Law was part of a record-breaking Patriots defense in 2003 that led the NFL in five key categories: opponents points per game (14.9), interceptions (29), fewest touchdown receptions allowed (11), opponent's passer rating (56.2) and pass deflections (121) as the team captured its second Super Bowl title in a win over the Carolina Panthers … Law is a member of the NFL's all-decade team for the 2000s as well as the Patriots all-1990s and all-2000s decade teams. He was also selected to the Patriots 50th Anniversary Team.

LAW'S PATRIOTS STATISTICS

		INTERCEPTIONS							INTERCEPTIONS				
Years	*G*	*No*	*Yds*	*Avg*	*LG*	*TD*	*Years*	*G*	*No*	*Yds*	*Avg*	*LG*	*TD*
1995	14	3	47	15.7	38	0	2001	16	3	91	30.3	46t	2
1996	13	3	45	15.0	38t	1	2002	16	4	33	8.3	29	0
1997	16	3	70	23.3	40	0	2003	15	6	112	18.7	65t	1
1998	16	9	133	14.8	59t	1	2004	7	1	0	0.0	0	0
1999	13	2	20	10.0	27t	1	**Patriots Totals**	**140**	**36**	**583**	**16.2**	**65t**	**6**
2000	15	2	32	16.0	32	0							



Houston Antwine • DL • Southern Illinois

Patriots Seasons (11): 1961-71 • AFL All-Star Games (6)
Patriots Hall of Fame 2015

Antwine played for the Patriots for 11 seasons, appearing in 142 games from 1961-71 … He led the Patriots in sacks in three consecutive seasons from 1967-69 and his 39 career sacks are tied for 11th (with Richard Seymour) on the Patriots all-time career sacks list … Antwine earned six consecutive American Football League (AFL) All-Star selections from 1963-68 … His six all-star appearances are tied for the fifth highest total in franchise history … He was acquired in a trade from the Houston Oilers in exchange for a fourth-round pick in the 1962 AFL Draft on April 1, 1961 … He is a member of the Patriots 50th Anniversary Team and a member of the 1960s All-Decade Team … Antwine passed away on Dec. 26, 2011 at the age of 72.

ANTWINE'S PATRIOTS STATISTICS

Years	*G*	*Sacks*	*Years*	*G*	*Sacks*	*Years*	*G*	*Sacks*
1961	14	0.0	1965	14	3.5	1969	14	5.0
1962	14	0.0	1966	14	1.5	1970	14	6.0
1963	14	4.0	1967	13	6.0	1971	3	0.0
1964	14	5.5	1968	14	7.5	**Totals**	**142**	**39.0**

PATRIOTS **HALL OF FAME** BIOS



Bruce Armstrong • T • Louisville

Patriots Seasons (14): 1987-2000 • Pro Bowls (6)
Patriots Hall of Fame 2001

Armstrong spent his entire 14-season career with the Patriots, from 1987 to 2000 … Started all 212 games he played in, the second-most in franchise history, behind Tom Brady … Appeared in six Pro Bowls during his Patriots career (1990-91, 1994-97) … One of only four Patriots players to play in three decades with the Patriots (1980s, 1990s and 2000s) … Named to the Patriots 35th Anniversary Team in 1994 … Named to the Patriots Team of the Century in 2000 … Named to the Patriots All-Time Team in 2009.

Drew Bledsoe • QB • Washington State

Patriots Seasons (9): 1995-2004 • Pro Bowls (3)
Patriots Hall of Fame 2011

Bledsoe was the first overall pick in the 1993 NFL Draft and for the next eight years was considered the face of the Patriots franchise … During his nine-year Patriots career, he broke the Patriots career passing records for attempts (4,518), completions (2,544) and yards (29,657) … Bledsoe still holds the Patriots single-season passing records for attempts (691) … He still holds the NFL record for attempts (70) and completions (45 - tied) in a game against Minnesota in 1994 that sparked a seven-game win streak, propelling the Patriots to their first playoff berth in eight years … Bledsoe led the Patriots to the playoffs four times in his first six seasons, helping the team earn back-to-back division titles and three consecutive playoff berths for the first time in franchise history … In 1996, he guided the Patriots to their second AFC Championship in franchise history and a trip to Super Bowl XXXI … Bledsoe became the first quarterback in NFL history with four seasons of 600+ pass attempts, including three straight from 1994-96 with the Patriots.

BLEDSOE'S PATRIOTS STATISTICS

		PASSING									PASSING							
Years	*G*	*Att*	*Comp*	*Pct.*	*Yds*	*TD*	*Int*	*Rat.*	*Years*	*G*	*Att*	*Comp*	*Pct.*	*Yds*	*TD*	*Int*	*Rat.*
1993	13	429	214	49.9	2494	15	15	65.0	1998	14	481	263	54.7	3633	20	14	80.9
1994	16	691	400	57.9	4555	25	27	73.6	1999	16	539	305	56.6	3985	19	21	75.6
1995	15	636	323	50.8	3507	13	16	63.7	2000	16	531	312	58.8	3291	17	13	77.3
1996	16	623	373	59.9	4086	27	15	83.7	2001	2	66	40	60.6	400	2	2	75.3
1997	16	522	314	60.2	3706	28	15	87.7	**Totals**	**124**	**4518**	**2544**	**56.3**	**29657**	**166**	**138**	**75.9**

PATRIOTS **HALL OF FAME** BIOS

Troy Brown • WR • Marshall

Patriots Seasons (15): 1993-2007 • Pro Bowls (1)
Patriots Hall of Fame 2012

Brown spent his entire 15-season NFL career with the Patriots (1993-2007) after being drafted by the team in the eighth round (198th overall) of the 1993 NFL Draft out of Marshall … Brown retired in 2008 as the Patriots all-time leading receiver with 557 career receptions … He is the team's all-time leading punt returner with 252 career returns and 2,625 punt return yards … He places fifth in the team's record book with 6,366 career receiving yards and is tied for second in franchise history with three punt returns for touchdowns … Brown played in 192 games, placing him sixth on the franchise's all-time games played list, and his 15 seasons with the franchise ties Julius Adams for the third-longest tenure in a Patriots uniform behind Steve Grogan (16) and Tom Brady's franchise-record 20 seasons … Brown was a five-time co-captain for the club (2002-06) and earned Pro Bowl honors in 2001 … In 2004, he added defense to his resume as he saw significant action in the defensive backfield and finished second on the team with three interceptions … Brown's significant contributions in all three phases of the game – offense, defense and special teams – made him one of the most versatile and beloved players in the history of the Patriots franchise … Brown was a key contributor to each of the Patriots first three Super Bowl victories … In 2001, Brown led the team with 18 postseason receptions as New England won its first world championship in Super Bowl XXXVI … In the championship game against the St. Louis Rams, Brown led the team with six receptions and 89 yards, including a key 23-yard grab on the game-winning drive … Two years later, he tied for the team lead with 17 playoff receptions as the Patriots won Super Bowl XXXVIII over Carolina.

BROWN'S PATRIOTS STATISTICS

	RECEIVING																			
Year	*G*	*Rec*	*Yds*	*Avg*	*Lg*	*TD*	*Years*	*G*	*Rec*	*Yds*	*Avg*	*Lg*	*TD*	*Years*	*G*	*Rec*	*Yds*	*Avg*	*Lg*	*TD*
1993	12	2	22	11.0	14	0	1998	10	23	346	15.0	52	1	2003	12	40	472	11.8	82t	4
1994	9	0	0	0.0	0	0	1999	13	36	471	13.1	37	1	2004	12	17	184	10.8	22	1
1995	16	14	159	10.9	31	0	2000	16	83	944	11.4	44t	4	2005	13	39	466	11.9	71	2
1996	16	21	222	10.6	38	0	2001	16	101	1199	11.9	60t	5	2006	16	43	384	8.9	23	4
1997	16	41	607	14.8	67	6	2002	14	97	890	9.2	38	3	2007	1	0	0	0.0	0	0
														Totals	**192**	**557**	**6366**	**11.4**	**82t**	**31**



Tedy Bruschi • LB • Arizona

Patriots Seasons (13): 1996-2008 • Pro Bowls (1)
Patriots Hall of Fame 2013

Bruschi closed his 13-year career as one of the most productive Patriots players in the team's history … As a team captain, Bruschi's relentless work ethic and on-field intensity helped set the tone for the entire team … Bruschi was originally drafted by the Patriots in the third round of the 1996 NFL Draft … Bruschi left the football field having played a major role in leading the Patriots to 11 winning records, including nine playoff seasons, eight division championships, five conference titles and three Super Bowl crowns … In Bruschi's 211 career games (including regular season and playoffs), the Patriots had a 144-67 (.682) record, including a 16-6 (.727) playoff mark … Bruschi earned his first Pro Bowl honor following the 2004 season after co-captaining a Patriots defense that allowed just 16.25 points per game, the sixth-fewest in franchise history … Bruschi is the only player in NFL history to return four consecutive interceptions for touchdowns and his career total of four picks returned for scores ranks second in Patriots history … He is tied for sixth in NFL history among linebackers, and Bruschi is the only Patriots linebacker to return multiple interceptions for scores in a single season (2002 and 2003) … Beyond his impressive numbers, fans and his peers revered him for his accomplishments off the field and for his dedication to the New England area … After Bruschi suffered a stroke in February 2005, he dedicated himself to raising funds and awareness to fight stroke along with the American Stroke Association … He established "Tedy's Team," a vehicle to help battle stroke, the number one cause of disability in the United States.

BRUSCHI'S PATRIOTS STATISTICS

Years	*G*	*TT*	*UT*	*Sack*	*Int*	*Yds*	*Years*	*G*	*TT*	*UT*	*Sack*	*Int*	*Yds*	*Years*	*G*	*TT*	*UT*	*Sack*	*Int*	*Yds*
1996	16	11	10	4.0	0	0	2001	15	73	54	2.0	2	7	2006	15	124	67	1.5	1	8
1997	16	30	25	4.0	0	0	2002	11	65	45	4.5	2	75	2007	16	99	69	2.0	0	0
1998	16	81	56	2.0	0	0	2003	16	137	86	2.0	3	26	2008	13	71	38	0.0	0	0
1999	14	138	77	2.0	1	1	2004	16	128	84	3.5	3	70	**Totals**	**189**	**1134**	**717**	**30.5**	**12**	**187**
2000	16	105	68	1.0	0	0	2005	9	72	38	2.0	0	0							

PATRIOTS **HALL OF FAME** BIOS

Gino Cappelletti • WR/K • Minnesota

Patriots Seasons (11): 1960-70 • NFL All-Star Games (5)
Patriots Hall of Fame 1992

Cappelletti spent his 11-year career with the Patriots, from 1960-70, as one of the original members of the squad … A five-time AFL All-Star selection … Selected as the AFL Most Valuable Player in 1964 … One of only three players along with Jim Otto and George Blanda, to play in every game in the AFL's 10-year history … Finished as the AFL's all-time leader in points (1,100) and field goals (170) … Led the AFL in scoring five times … Is the only player to score 20 or more points in eight regular season games … He is the only player to score at least 33 percent of his team's points in eight straight seasons … Holds the top two scoring seasons in AFL history with 155 points in 1964 and 147 points in 1961 … Registered the fifth-highest scoring season in AFL annals with 132 points in 1965 … Ranks third on the Patriots all-time scoring list with 1,130 points (42 TDs, 176 FGs and 342 PATs) … Ranks third in Patriots history with 353 extra points attempted and 342 extra points made … Enters 2020 in 12th place on the Patriots receiving list with 292 catches and 10th with 4,589 receiving yards … Holds the Patriots single-game record for points with 28 on Dec. 18, 1965 vs. Houston … Selected as a member of the All-AFL 10 Year Anniversary Team in 1971 … Named to the Patriots All-Time Team in 2009.

CAPPELLETTII'S PATRIOTS STATISTICS

		RECEPTIONS					KICKING							RECEPTIONS					KICKING				
Year	*G*	*No*	*Yds*	*Avg*	*LG*	*TD*	*XP*	*XPA*	*FG*	*FGA*	*Pts*	*Year*	*G*	*No*	*Yds*	*Avg*	*LG*	*TD*	*XP*	*XPA*	*FG*	*FGA*	*Pts*
1960	14	1	28	28.0	28	0	30	32	8	22	60	1966	14	43	676	15.7	63t	6	35	36	16	32	119
1961	14	45	768	17.1	53	8	48	50	17	32	147	1967	14	35	397	11.3	35	3	29	30	16	31	95
1962	14	34	479	14.5	40	5	38	40	20	37	128	1968	14	13	182	14.0	30	2	26	26	15	27	83
1963	14	34	493	14.5	38	2	35	36	22	38	113	1969	14	1	21	21.0	21	0	26	27	14	34	68
1964	14	49	865	17.7	58t	7	36	36	25	39	155	1970	13	0	0	0.0	0	0	12	13	6	15	30
1965	14	37	680	18.4	57t	9	27	27	17	27	132	**Totals**	**153**	**292**	**4589**	**15.7**	**63t**	**42**	**342**	**353**	**176**	**334**	**1,130**



Raymond Clayborn • CB • Texas

Patriots Seasons (13): 1977-89 • Pro Bowls (3)
Patriots Hall of Fame 2017

Played for the Patriots for 13 seasons from 1977-89 … Finished his career with a franchise-leading 36 interceptions, since tied by Ty Law in 2004 and still standing today, 31 years after finishing his Patriots career … Entering 2020 season, his 555 interception return yards are second in franchise history to Law's 583 return yards … As a rookie in 1977, his 31.0-yard kickoff return average and three touchdowns returns led the NFL, both of which remain single-season franchise records … One of just 22 NFL players since the 1970 merger to finish a season with a better than 30.0-yard average on kickoff returns (min. 20 returns) and is the only Patriots player to accomplish the feat … He was a key contributor en route to the franchise's first Super Bowl berth, intercepting Dan Marino once and recording six passes defensed to help end an 18-game losing streak to the Miami Dolphins in the Orange Bowl in the 1985 AFC Championship victory … Named to the Patriots All-Decade Teams for 1970s and 1980s.

CLAYBORN'S PATRIOTS STATISTICS

	INTERCEPTIONS							INTERCEPTIONS					
Year	*G*	*No*	*Yds*	*Avg*	*LG*	*TD*	*Year*	*G*	*No*	*Yds*	*Avg*	*LG*	*TD*
1977	14	0	0	0.0	0	0	1984	16	3	102	34.0	85	0
1978	16	4	72	18.0	44	0	1985	16	6	80	13.3	38	1
1979	16	5	56	11.2	27	0	1986	16	3	4	1.3	4	0
1980	16	5	87	17.4	29	0	1987	10	2	24	12.0	24	0
1981	16	2	39	19.5	39	0	1988	16	4	65	16.3	31	0
1982	9	1	26	26.0	26	0	1989	14	1	0	0.0	0	0
1983	16	0	0	0.0	0	0	**Patriots Totals**	**191**	**36**	**555**	**15.4**	**85**	**1**

PATRIOTS **HALL OF FAME** BIOS



Ben Coates • TE • Livingstone College

Patriots Seasons (9): 1991-99 • Pro Bowls (5)
Patriots Hall of Fame 2008

Coates played in 142 games over nine seasons with the Patriots, starting 105 ... Enters 2020 sixth all-time in Patriots history in receptions (490), seventh in receiving yards (5,471) and tied for third in receiving touchdowns (50) ... Set the NFL's single-season reception record for a tight end in 1994 with 96 receptions (now tied for ninth) and retired with the franchise record for receptions by a tight end (490) ... Led the team in touchdown receptions for six consecutive seasons (1993-98) and led the team in receptions five times (1993-95, 1997-98) ... Ranks in the top 20 all time among NFL tight ends in receptions (t-19th) and touchdowns (13th) ... Named to the Patriots All-Time Team in 2009.

COATES' PATRIOTS STATISTICS

Year	G	Rec	Yds	Avg	Lg	TD	Year	G	Rec	Yds	Avg	Lg	TD	Year	G	Rec	Yds	Avg	Lg	TD
1991	16	10	95	9.5	17	1	1994	16	96	1174	12.2	62t	7	1997	16	66	737	11.2	35	8
1992	16	20	171	8.6	22t	3	1995	16	84	915	10.9	35	6	1998	14	67	668	10.0	33	6
1993	16	53	659	12.4	54t	8	1996	16	62	682	11.0	84t	9	1999	16	32	370	11.6	27	2
														Totals	**142**	**490**	**5471**	**11.2**	**84t**	**50**



Sam Cunningham • RB • Southern California

Patriots Seasons (9): 1973-79, 81-82 • Pro Bowls (1)
Patriots Hall of Fame 2010

Cunningham played for the Patriots for nine seasons, appearing in 107 games from 1973-79 and 81-82 ... Is the Patriots all-time rushing leader with 5,453 yards and his 43 rushing touchdowns are second in team history to Jim Nance ... Cunningham's 49 overall touchdowns are fifth in team history ... Played a significant role in helping the Patriots set the then NFL record for most rushing yards gained in a season with 3,165 yards in 1978 ... Joined the Patriots as a first-round draft pick in 1973 after an All-American career at USC ... Earned the nickname "Sam Bam" in college for his daring dives over goal-line pileups while leading USC to a national championship as a senior in 1972 ... Member of the Patriots 50th Anniversary Team and the 1970s All-Decade Team.

CUNNINGHAM'S PATRIOTS STATISTICS

Year	G	Rush	Yds	Avg	Lg	TD	Year	G	Rush	Yds	Avg	Lg	TD	Year	G	Rush	Yds	Avg	Lg	TD
1973	14	155	516	3.3	25	4	1977	14	270	1015	3.8	31t	4	1982	6	9	21	2.3	4	0
1974	10	166	811	4.9	75t	9	1978	16	199	768	3.9	52t	8	**Totals**	**107**	**1385**	**5453**	**3.9**	**75t**	**43**
1975	13	169	666	3.9	17	6	1979	12	159	563	3.5	27	5							
1976	11	172	824	4.8	24	3	1981	11	86	269	3.1	12	4							

PATRIOTS **HALL OF FAME** BIOS

Bob Dee • DE • Holy Cross

Patriots Seasons (8): 1960-67 • AFL All-Star Games (4)
Patriots Hall of Fame 1993

Dee played for the Patriots from 1960-67, never missing a game during his eight-year career and starting 112 consecutive games … Scored the first touchdown in AFL history when he dove onto a fumble in the end zone in a preseason contest versus Buffalo on July 30, 1960 … Voted to four AFL All-Star teams (1961, 1963-65) … Named to the All-AFL 10 Year Anniversary Team in 1971 … Recorded 27.5 sacks as a member of the Patriots.

DEE'S PATRIOTS STATISTICS

Year	*G*	*Sacks*	*Year*	*G*	*Sacks*	*Year*	*G*	*Sacks*
1960	14	2.5	1963	14	7.0	1966	14	2.5
1961	14	5.5	1964	14	3.5	1967	14	2.5
1962	14	4.0	1965	14	0.0	**Totals**	**112**	**27.5**



Kevin Faulk •RB • Louisiana State

Patriots Seasons (13): 1999-2011
Patriots Hall of Fame 2016

Faulk concluded his 13-year career with the Patriots as one of the most productive players in team history … He filled various roles after joining the team in 1999 as a second-round pick (46th overall) out of Louisiana State … He is the Patriots all-time leader in all-purpose yards (12,349) and kickoff return yards (4,098) and is the Patriots all-time leading return specialist, totaling 5,041 combined return yards (4,098 kick return yards and 943 punt return yards) … He ranks fifth in Patriots history in rushing yards (3,607), seventh in receptions (431), 13th in receiving yards (3,701) and eighth in punt return yards (943) … For his career, he played in 161 games and accumulated 3,607 yards rushing on 864 attempts for a 4.2-yard average with 16 touchdowns, caught 431 passes for 3,701 receiving yards and 15 touchdowns, returned 181 kicks for 4,098 yards and two touchdowns and returned 101 punts for 943 yards … Faulk is the Patriots all-time leader in receptions by a running back, totaling 431 in his career and is one of just 32 running backs in NFL history to reach the 400-reception plateau … In the 2000s decade, he was one of just six players to rush for more than 3,000 yards and gain over 3,000 yards receiving, joining Tiki Barber, Marshall Faulk, Michael Pittman, LaDanian Tomlinson and Brian Westbrook … Faulk helped the Patriots claim 11 winning seasons, including three Super Bowls titles and five AFC Championships during his 13-year career with New England … Faulk is a member of the Patriots all-decade and 50th Anniversary teams as a return specialist.

FAULK'S PATRIOTS STATISTICS

		RUSHING					RECEIVING					KICK RETURNS					PUNT RETURNS					
Year	*G*	*Att*	*Yds*	*Avg.*	*Lg*	*TD*	*No.*	*Yds*	*Avg.*	*Lg*	*TD*	*No.*	*Yds*	*Avg.*	*Lg*	*TD*	*No*	*Fc*	*Yds*	*Avg*	*Lg*	*TD*
1999	11	67	227	3.4	43	1	12	98	8.2	19	1	39	943	24.2	95	0	10	4	90	9.0	20	0
2000	16	164	570	3.5	18	4	51	465	9.1	52t	1	38	816	21.5	40	0	6	3	58	9.7	35	0
2001	15	41	169	4.1	24	1	30	189	6.3	28	2	33	662	20.1	42	0	4	0	27	6.8	10	0
2002	15	52	271	5.2	45t	2	37	379	10.2	36t	3	26	725	27.9	87t	2	8	4	65	8.1	16	0
2003	15	178	638	3.6	23	0	48	440	9.2	27	0	10	207	20.7	30	0	5	6	66	13.2	19	0
2004	11	54	255	4.7	20	2	26	248	9.5	31t	1	4	73	18.3	24	0	20	11	133	6.7	16	0
2005	8	51	145	2.8	13	0	29	260	9.0	23	0	4	81	20.3	26	0	0	0	0	0.0	0	0
2006	15	25	123	4.9	11t	1	43	356	8.3	43t	2	17	364	21.4	31	0	31	5	330	10.6	43	0
2007	16	62	265	4.3	14	0	47	383	8.1	23	1	2	47	23.5	27	0	0	9	0	0.0	0	0
2008	15	83	507	6.1	41	3	58	486	8.4	22	3	2	36	18.0	25	0	10	9	132	13.2	24	0
2009	15	62	335	5.4	29	2	37	301	8.1	38t	1	6	144	24.0	32	0	5	2	31	6.2	15	0
2010	2	8	45	5.6	11	0	6	62	10.3	21	0	0	0	0.0	0	0	0	1	0	0.0	0	0
2011	7	17	57	3.4	9	0	7	34	4.9	18	0	0	0	0.0	0	0	2	0	11	5.5	7	0
Totals:	**161**	**864**	**3607**	**4.2**	**45t**	**16**	**431**	**3,701**	**8.6**	**52t**	**15**	**181**	**4098**	**22.6**	**95**	**2**	**101**	**54**	**943**	**9.3**	**43**	**0**

PATRIOTS **HALL OF FAME** BIOS



Leon Gray • T • Jackson State

Patriots Seasons (6): 1973-78 • Pro Bowls (2)
Patriots Hall of Fame 2019

Gray was a third-round draft pick in 1973 by the Miami Dolphins as an offensive tackle out of Jackson State … He was cut by Miami before the start of the season and claimed off waivers by New England … By the 1976 season, he was viewed as arguably the best left tackle in the game … He was a key member of an offensive line that allowed a franchise-low 14 sacks in 1977 … Gray teamed with Patriots and Pro Football Hall of Famer John Hannah to form what is generally considered one of the best guard/tackle tandems in NFL history … At the end of the 1976 season, Gray was selected to play in the Pro Bowl – the first of two such honors as a Patriot and the first of four trips to the Pro Bowl during his 11-year NFL career … In 1976, Gray helped power a Patriots rushing game that averaged 210.6 yards per game (which remains a franchise record) and led the Patriots to their first 11-win season in franchise history… In 1978, Gray once again paved the way as the Patriots surpassed their season rushing record with 3,165 yards, an NFL record that stood for 40 seasons … Gray was named a first-team All-Pro by the Associated Press, Pro Football Weekly and the PFWA … He was also selected to the Pro Bowl for the second time … After six seasons with the Patriots, Gray finished his career with Houston (1979-81) and New Orleans (1982-83) … Sadly, Gray died in November of 2001 at the age of 49.



Steve Grogan • QB • Kansas State

Patriots Seasons (16): 1975-90
Patriots Hall of Fame 1995

Grogan spent 16 seasons with the Patriots from 1975-90, a franchise record until surpassed by Tom Brady's 19 seasons … Finished his career as the Patriots all-time career passing leader with 26,886 yards … Held a franchise record until 2007 with 182 career touchdown passes … Rushed for 2,164 yards (4.9 avg.) … His 35 rushing touchdowns rank fourth in team history … Tied for sixth in franchise history with 12 rushing scores in a season (1976) … Held a Patriots single-game record until 2007 with a 153.9 passer rating, achieved by completing 13-of-18 passes for 315 yards with five touchdowns and no interceptions vs. N.Y. Jets (9/9/79) … Named to the Patriots 35th Anniversary Team in 1994.

GROGAN'S PATRIOTS STATISTICS

		PASSING						RUSHING		
Years	***G***	***Att***	***Comp***	***Yds***	***TD***	***Int***	***Rat.***	***Att***	***Yds***	***TD***
1975	13	274	139	1976	11	18	60.4	30	110	3
1976	14	302	145	1903	18	20	60.4	60	397	12
1977	14	305	160	2162	17	21	65.2	61	324	1
1978	16	362	181	2824	15	23	63.6	81	539	5
1979	16	423	206	3286	28	20	77.4	64	368	2
1980	12	306	175	2475	18	22	73.1	30	112	1
1981	8	216	117	1859	7	16	63.0	12	49	2
1982	6	122	66	930	7	4	84.4	9	42	1

		PASSING						RUSHING		
Years	G	Att	Comp	Yds	TD	Int	Rat.	Att	Yds	TD
1983	12	303	168	2411	15	12	81.4	23	108	2
1984	3	68	32	444	3	6	46.4	7	12	0
1985	7	156	85	1311	7	5	84.1	20	29	2
1986	4	102	62	976	9	2	113.8	9	23	1
1987	7	161	93	1183	10	9	78.2	20	37	2
1988	6	140	67	834	4	13	37.6	6	12	1
1989	7	261	133	1,97	9	14	60.8	9	19	0
1990	4	92	50	615	4	3	76.1	4	-5	0
Totals	**149**	**3593**	**1879**	**26886**	**182**	**208**	**69.6**	**445**	**2,176**	**35**

PATRIOTS **HALL OF FAME** BIOS

Rodney Harrison • S • Western Illinois

Patriots Seasons (6): 2003-08 • Pro Bowls (2)
Patriots Hall of Fame 2019

Harrison played the final six seasons of his 15-year NFL career with the Patriots after spending his first nine seasons with the San Diego Chargers ... He played a key role in helping the Patriots to back-to-back Super Bowl titles in his first two seasons with New England in 2003 and 2004 ... Harrison came up big on the biggest stage, with seven interceptions in nine postseason games with the Patriots, including two in Super Bowl XXXIX ... His seven postseason interceptions are tied for the third-most in NFL postseason history, and his four picks in the 2004 playoffs are tied for the third-most in a single postseason ... Harrison had a knack for coming up with interceptions at crucial times. In the 2004 regular season and playoffs, five of his six interceptions came inside the opponent's 20-yard line with four of those picks coming inside the 4-yard line and two of them coming in the end zone ... His only 2004 interception that did not come inside the 20-yard line was a fourth-quarter interception in Super Bowl XXXIX that ended Philadelphia's last drive to clinch the championship ... In his first two seasons in New England, Harrison was not only the Patriots leading tackler each year, but he also led all NFL defensive backs in tackles both seasons ... He set a career-high with 140 tackles in 2003, followed by a 138-tackle performance in 2004 ... Additionally, he was the leading tackler in the 2003 and 2004 postseasons, while also recording two sacks, six interceptions, seven passes defensed and two forced fumbles in the six games leading to New England's back-to-back Super Bowl championships ... He is the all-time leader in sacks by a defensive back with 30½, including nine during his time with the Patriots ...He is the only defensive back in NFL history with 30 sacks and 30 interceptions, with eight of those picks coming during his Patriots career ... Harrison was voted a team captain in each of his six seasons with the Patriots.

HARRISON'S PATRIOTS STATISTICS

Year	*G*	*TT*	*UT*	*Sack*	*Int*	*Yds*	*Year*	*G*	*TT*	*UT*	*Sack*	*Int*	*Yds*
2003	16	124	92	3.0	3	0	2006	10	49	34	1.0	1	2
2004	16	129	89	3.0	2	12	2007	12	66	52	2.0	1	2
2005	3	13	9	0.0	0	0	2008	6	45	27	0.0	1	0
							Totals	**63**	**426**	**303**	**9.0**	**8**	**16**



Jim Lee Hunt • DT • Prairie View

Patriots Seasons (11): 1960-70 • AFL All-Star Games (4)
Patriots Hall of Fame 1993

Hunt played from 1960-70 as an original member of the Patriots squad ... Played in 146 games during his 11-season Patriots career ... Voted to four AFL All-Star games (1961, 1966-67 and 1969) ... Voted the "best pass rushing tackle" by AFL scouts in 1967 ... Selected as a member of the All-AFL 10 Year Anniversary Team in 1971 ... Named to the Patriots 35th Anniversary Team in 1994 ... Named to the Patriots Team of the Century in 2000.

HUNT'S PATRIOTS STATISTICS

Year	*G*	*Sacks*	*Year*	*G*	*Sacks*	*Year*	*G*	*Sacks*	*Year*	*G*	*Sacks*
1960	6	0.0	1963	14	0.0	1966	14	9.0	1969	14	3.5
1961	14	3.0	1964	14	2.5	1967	14	5.0	1970	14	2.5
1962	14	0.0	1965	14	3.0	1968	14	1.5	**Totals**	**146**	**29.0**

PATRIOTS **HALL OF FAME** BIOS

Matt Light • T • Purdue

Patriots Seasons (11): 2001-11 • Pro Bowls (3)
Patriots Hall of Fame 2018

Light joined Troy Brown (2012), Tedy Bruschi (2013) and Kevin Faulk (2016) as the fourth player to enter The Hall as a career Patriot with three Super Bowl rings … He is also just the sixth player to be selected by the fans into the Patriots Hall of Fame in their first year of eligibility, joining Drew Bledsoe (2011), Brown, Bruschi, Faulk and Ty Law (2014) … Light spent his entire 11-year career with the Patriots and played a major role in leading the Patriots to 11 consecutive winning seasons, including nine division championships, five conference titles and three Super Bowl titles. Light was drafted in the second round (48th overall) of the 2001 NFL Draft out of Purdue and anchored the offensive line at left tackle while protecting Tom Brady's blind side for more than a decade. He joined Brady (nine), Cornelius Bennett, John Elway and Charles Haley as the only other players to start in at least five Super Bowls (Patrick Chung and Devin McCourty have since also joined that group) … In 2009, Light was recognized as one of the best players in franchise history when he was named to the Patriots 50th Anniversary Team. Light earned Pro Bowl honors following the 2006, 2007 and 2010 seasons. He helped the Patriots offense finish ranked among the top 10 seven times.



Willie McGinest • DE/LB • Southern California

Patriots Seasons (12): 1994-2005 • Pro Bowls (2)
Patriots Hall of Fame 2015

Willie McGinest was the Patriots first-round draft pick in 1994 out of Southern California and was the first draft pick selected under the ownership of Robert Kraft … Played 12 of his 15 NFL seasons with the Patriots and was one of the cornerstones of the team's success in winning the Super Bowl in the 2001, 2003 and 2004 seasons … Ranks third in team history with 78 sacks and led the team in sacks six times, including a career high 11 in 1995 … Owns the NFL record with 16 career postseason sacks and set the NFL mark for most sacks in a postseason game with 4½ in a 2005 Wild Card win vs. Jacksonville … One of his most memorable plays came in a 2003 regular-season game when he stuffed Indianapolis running back Edgerrin James on the goal line with 11 seconds remaining to preserve a 38-34 win over the Colts … Was a versatile player, who played defensive end and linebacker and earned Pro Bowl honors in 1996 and 2003 … The Patriots posted a winning record in nine of his 12 seasons, won the division six times, the AFC four times and the Super Bowl three times.

MCGINEST'S PATRIOTS STATISTICS

Year	*G*	*Sacks*	*Year*	*G*	*Sacks*	*Year*	*G*	*Sacks*
1994	16	4.5	1998	9	3.5	2002	16	5.5
1995	16	11.0	1999	16	9.0	2003	14	5.5
1996	16	9.5	2000	14	6.0	2004	16	9.5
1997	11	2.0	2001	11	6.0	2005	16	6.0
						Totals	**171**	**78.0**

PATRIOTS **HALL OF FAME** BIOS



Stanley Morgan • WR • Tennessee

Patriots Seasons (13): 1977-89 • Pro Bowls (4)
Patriots Hall of Fame 2007

Morgan played for the Patriots for 13 seasons from 1977-89 ... Entering the 2019 NFL season, his career average of 19.2 yards per catch is the best in NFL history among players with 500 or more career receptions ... Of the 26 wide receivers in the Pro Football Hall of Fame, only one has a higher yards-per-catch average (Paul Warfield, 20.8) ... Entering the 2020 season, is second all-time in Patriots career touchdowns (68 total - 67 receiving, 1 punt ret.), the all-time leader in receiving yards (10,352) and in 100-yard receiving games (38) ... His total of 534 receptions with the Patriots stood as a franchise record from 1984 to 2006 ... His 1,491 receiving yards in 1986 and his 12 receiving touchdowns in 1979 were franchise records until 2007 ... Was honored in an enshrinement ceremony at the Patriots Kickoff Gala at Gillette Stadium on Aug. 27, 2007 ... Named to the Patriots All-Time Team in 2009.

MORGAN'S PATRIOTS STATISTICS

Year	G	Rec	Yds	Avg	Lg	TD	Year	G	Rec	Yds	Avg	Lg	TD	Year	G	Rec	Yds	Avg	Lg	TD
1977	14	21	443	21.1	64t	3	1982	9	28	584	10.9	75t	3	1987	9	40	672	16.8	45	3
1978	16	34	820	24.1	75t	5	1983	16	58	863	14.9	50t	2	1988	16	31	502	16.2	32	4
1979	16	44	1002	22.8	63t	12	1984	13	38	709	18.7	76t	5	1989	10	28	486	17.4	55t	3
1980	16	45	991	22.0	71	6	1985	15	39	760	19.5	50t	5	**Totals**	**179**	**534**	**10352**	**19.4**	**76t**	**67**
1981	13	44	1029	23.4	76t	6	1986	16	84	1491	17.8	44t	10							

John Morris • C • Holy Cross

Patriots Seasons (11): 1964-74 • AFL All-Star Games (6) • Pro Bowls (4)
Patriots Hall of Fame 2011

Morris played 11 seasons for the Patriots, appearing in 130 games from 1964-74 ... Earned seven consecutive All-Star appearances with six AFL All-Star games (1964-69) and one Pro Bowl selection (1970) ... Seven league All-Star selections are fourth with in Patriots history behind Matthew Slater (8), Pro Football Hall of Famer John Hannah (9) and Tom Brady (14) ... First Patriots player to be selected to the NFL Pro Bowl ... Anchored an offensive line that opened holes for Jim Nance to amass a team-record 45 touchdowns from 1965-71 ... Named to the Patriots 50th Anniversary Team in 2009 as the center ... Member of the 1960s All-Decade Team.

PATRIOTS **HALL OF FAME** BIOS

Jim Nance • FB • Syracuse

Patriots Seasons (7): 1965-71 • 1966 AFL MVP • AFL All-Star Games (6)
Patriots Hall of Fame 2009

Nance played for the Patriots for seven seasons from 1965-71 ... Named the 1966 AFL Most Valuable Player ... Holds the Patriots career record with 45 rushing touchdowns, and his 5,323 career rushing yards rank second on the team's all-time list entering 2019 ... His 1,458 rushing yards in 1966 are the third-highest single-season total in team history and stood as the team record for 38 years (1966-2004) ... He became the first player in Patriots history to average over 100 yards rushing per game in a single season (104.1 in 1966) ... His 1,458 rushing yards in 1966 were the most in the 10-year history of the AFL and his 1,216 rushing yards in 1967 were the second most in AFL history ... Also played one season for the New York Jets (1973) and two seasons in the World Football League (1974-75) ... In 2009 became the first running back elected to the Patriots Hall of Fame ... Named to the Patriots All-Time Team in 2009.

NANCE'S PATRIOTS STATISTICS

Year	G	Rush	Yds	Avg	Lg	TD	Year	G	Rush	Yds	Avg	Lg	TD	Year	G	Rush	Yds	Avg	Lg	TD
1965	14	111	321	2.9	20	5	1968	12	177	593	3.4	30t	4	1971	14	129	463	3.6	50t	5
1966	14	299	1458	4.9	65	11	1969	14	193	750	3.9	43	6	**Totals**	**94**	**1323**	**5323**	**4.0**	**65**	**45**
1967	14	269	1216	4.5	53	7	1970	13	145	522	3.6	21	7							



Steve Nelson • LB • North Dakota State

Patriots Seasons (14): 1974-87 • Pro Bowls (3)
Patriots Hall of Fame 1993

Nelson spent his entire 14-season career with the Patriots, from 1974-87 ... Played in 174 games as a Patriot ... Voted to three NFL Pro Bowls (1981, 1985-86) ... Led the team in tackles in eight of his 14 seasons ... Recorded over 100 tackles nine times in his career and finished with 1,776 total tackles (10.2 avg. per game) ... Posted a career-high 207 stops in 1984, ranking second in franchise history ... Named to the Patriots 35th Anniversary Team in 1994 ... Named to the Patriots Team of the Century in 2000 ... Named to the Patriots All-Time Team in 2009.

NELSON'S PATRIOTS STATISTICS

Years	G	TT	UT	Sack	Int	Yds	Years	G	TT	UT	Sack	Int	Yds	Years	G	TT	UT	Sack	Int	Yds
1974	11	79	58	0	0	0	1979	15	135	85	2	1	18	1984	16	207	71	3.5	1	0
1975	14	157	118	2	2	8	1980	16	186	116	0	3	37	1985	15	149	74	2	0	0
1976	10	91	57	1	2	32	1981	12	126	62	0	0	0	1986	10	70	36	1	2	21
1977	13	134	90	4.5	0	0	1982	9	130	45	0	0	0	1987	11	99	35	0	0	0
1978	14	115	75	1	5	104	1983	8	98	30	1	1	6	**Totals**	**174**	**1776**	**952**	**18**	**17**	**226**

PATRIOTS **HALL OF FAME** BIOS

Vito "Babe" Parilli • QB • Kentucky

Patriots Seasons (7): 1961-67 • AFL All-Star Games (3)
Patriots Hall of Fame 1993

Parilli played in 94 games for the Patriots from 1961-67 ... Threw for over 20,000 yards during his NFL career ... Voted to three AFL All-Star teams (1963-64 and 1966) and earned the AFL's Comeback Player of the Year Award in 1966 ... Named to the All-AFL 10 Year Anniversary Team in 1971 ... His 31 touchdown passes in 1964 were a team record until 2007 ... Enters the 2019 season ranked fourth on the Patriots all-time career passing list with 16,747 yards and fourth with 132 touchdowns on 2,413 attempts ... Ranks fourth on the Patriots career completion list with 1,140.

PARILLI'S PATRIOTS STATISTICS

Years	G	Att	Comp	Yds	TD	Int	Rat.	Years	G	Att	Comp	Yds	TD	Int	Rat.
1961	14	198	104	1314	13	9	76.5	1965	14	426	173	2597	18	26	50.0
1962	10	253	140	1988	18	8	91.5	1966	14	382	181	2721	20	20	66.9
1963	14	337	153	2345	13	24	52.1	1967	14	344	161	2317	19	24	58.5
1964	14	473	228	3465	31	27	70.8	**Totals**	**94**	**2413**	**1140**	**16747**	**132**	**138**	**64.8**



Richard Seymour • DL • Grorgia

Patriots Seasons (8): 2001-08 • Pro Bowls (5)
Patriots Hall of Fame 2020

Seymour joined Troy Brown (2012), Tedy Bruschi (2013), Kevin Faulk (2016), Ty Law (2014), Matt Light (2018) and Willie McGinest (2015), as the seventh player to enter the Patriots Hall of Fame as a three-time Super Bowl champion with the team ... Seymour spent the first eight seasons of his 12-year NFL career with the Patriots and played an important role in delivering six division titles, four conference crowns and three Super Bowl championships to New England ... He was named to five straight Pro Bowls with the Patriots (2002-06) and earned three straight first-team All-Pro honors (2003-05) ... His five Pro Bowl berths are the most by any Patriots defensive lineman since the 1970 NFL merger ... Seymour was also a four-time team co-captain ... In 2009, he was voted to the Patriots 50th Anniversary Team and the 2000s All-Decade Team. Seymour has been a finalist for the Pro Football Hall of Fame for the last two years ... Seymour was drafted by the Patriots sixth overall in the first round of the 2001 NFL Draft out of Georgia ... He immediately established himself as one of the team's premier players and helped the Patriots win their first Super Bowl during his rookie season ... During his time with the Patriots, he anchored a defense that allowed an average of 17.8 points per game and allowed fewer than 20 points per game in six of his eight seasons with New England ... Seymour also blocked seven field goals in his career ... Overall, Seymour started in 105-of-111 games, totaling 460 tackles, including 256 solos stops with 39 sacks ... Seymour was traded to Oakland in the summer of 2009, where he played the final four years of his career, producing two additional Pro Bowl seasons.

SEYMOUR'S PATRIOTS STATISTICS

Year	G	TT	UT	Sack	FF	FR	Year	G	TT	UT	Sack	FF	FR
2001	13	44	25	3.0	0	1	2006	16	51	25	4.0	0	1
2002	16	56	33	5.5	0	1	2007	9	30	16	1.5	0	0
2003	15	80	45	8.0	1	0	2008	15	63	34	8.0	0	1
2004	15	67	37	5.0	1	1	**Totals**	**111**	**460**	**256**	**39.0**	**3**	**6**
2005	12	69	41	4.0	1	1							

PATRIOTS **HALL OF FAME** BIOS

CONTRIBUTORS

William H. "Billy" Sullivan Jr. • Founder

Patriots Hall of Fame 2009

On the occasion of the Patriots 50th anniversary season in 2009, one of Robert Kraft's first announcements was the induction of the team's founder, William H. "Billy" Sullivan, Jr., into the team's Hall of Fame. Sullivan became the first non-player to be inducted into The Hall. On Nov. 16, 1959, William H. Sullivan, Jr. was awarded the eighth and final charter franchise of the American Football League ... Sullivan, with nine other investors, sold non-voting public stock in the franchise to raise capital to help post the franchise fee of $25,000 ... In 1975, Sullivan purchased additional stock to become majority owner, and in 1976, he purchased all the remaining non-voting stock in the team ... In 1983, Schaefer Stadium was renamed Sullivan Stadium to honor Sullivan's contributions to the franchise ... Sullivan owned the Patriots through 1988, when he sold the franchise to Victor Kiam.



Gil Santos • Radio Broadcaster

Patriots Hall of Fame 2013

During a pregame ceremony to honor Gil Santos and Gino Cappelletti prior to the 2012 regular-season finale, Patriots Chairman and CEO Robert Kraft announced that Santos, the legendary Voice of the New England Patriots, would be a 2013 inductee into the Patriots Hall of Fame ... Santos, who valiantly overcame life-threatening health complications early in 2012 to return to the broadcast booth, announced his intention to retire after the 2012 season ... For 36 seasons, spanning five decades, he earned the moniker "Voice of the New England Patriots." ... In 36 seasons, he missed just one game, a preseason game in 1971 ... Santos called the action for 745 career Patriots games ... Santos began calling games for the Boston Patriots at Fenway Park in 1966 ... For the first five seasons, he provided color analysis alongside veteran play-by-play man Bob Starr ... When the team moved to Foxborough in 1971, Santos moved into his role as play-by-play voice of the Patriots (1971-79) ... WBZ lost the Patriots radio rights in the 1980s, but got them back in 1991 and returned Santos to his natural position as Voice of the New England Patriots, a position he held for 22 seasons.

PATRIOTS **ALL-DECADE** TEAMS

In 2009, on the occasion of the Patriots 50th Anniversary Season, the Patriots Hall of Fame Selection Committee selected all-decade teams to represent the greatest players from each decade in team history.

The 1960s All-Decade Team was previously chosen in 1971 as the Patriots 10th Anniversary Team. The 2000s All-Decade Team was chosen in 2010. The 2010s All-Decade Team was chosen in the spring of 2020.

2010s ALL-DECADE TEAM

OFFENSE			DEFENSE			SPECIAL TEAMS		
OT	Nate Solder	2011-17	DE	Chandler Jones	2012-15	K	Stephen Gostkowski	2006-19
OT	Sebastian Vollmer	2009-16	DE	Trey Flowers	2015-18	P	Ryan Allen	2013-18
G	Logan Mankins	2005-13	DT	Vince Wilfork	2004-14	Ret	Julian Edelman	2009-present
G	Joe Thuney	2016-present	DT	Lawrence Guy	2017-present	SpT	Matthew Slater	2008-present
C	David Andrews	2015-present	OLB	Rob Ninkovich	2009-16	**Head Coach**		
TE	Rob Gronkowski	2010-18	OLB	Kyle Van Noy	2016-19		Bill Belichick	2000-present
WR	Julian Edelman	2009-present	ILB	Dont'a Hightower	2012-present			
WR	Wes Welker	2007-12	ILB	Jerod Mayo	2008-15			
QB	Tom Brady	2000-19	CB	Stephon Gilmore	2017-present			
RB	James White	2014-present	CB	Malcolm Butler	2014-17			
FB	James Develin	2012-19	S	Devin McCourty	2010-present			
FLEX	Danny Amendola	2013-17	S	Patrick Chung	2009-12; 2014-present			

2000s ALL-DECADE TEAM

OFFENSE			DEFENSE			SPECIAL TEAMS		
OT	Nick Kaczur	2005-09	DE	Richard Seymour	2001-08	K	Adam Vinatieri	1996-05
OT	Matt Light	2001-11	DE	Ty Warren	2003-09	P	Josh Miller	2004-06
G	Joe Andruzzi	2000-04	NT	Vince Wilfork	2004-14	Ret	Kevin Faulk	1999-11
G	Logan Mankins	2005-13	OLB	Willie McGinest	1994-05	SpT	Larry Izzo	2001-08
C	Dan Koppen	2003-11	OLB	Mike Vrabel	2001-08	**Head Coach**		
TE	Daniel Graham	2002-06	ILB	Tedy Bruschi	1996-08		Bill Belichick	2000-present
WR	Troy Brown	1993-07	ILB	Roman Phifer	2001-04			
WR	Randy Moss	2007-10	CB	Ty Law	1995-04			
WR	Wes Welker	2007-12	CB	Asante Samuel	2003-07			
QB	Tom Brady	2000-19	S	Rodney Harrison	2003-08			
RB	Corey Dillon	2004-06	S	Lawyer Milloy	1996-02			

1990s ALL-DECADE TEAM

OFFENSE			DEFENSE			SPECIAL TEAMS		
OT	Bruce Armstrong	1987-00	DE	Willie McGinest	1994-05	K	Adam Vinatieri	1996-05
OT	Pat Harlow	1991-95	DE	Brent Williams	1986-93	P	Tom Tupa	1996-98
G	Todd Rucci	1993-99	NT	Tim Goad	1988-94	Ret	Dave Meggett	1995-97
G	Max Lane	1994-00	OLB	Andre Tippett	1982-93	SpT	Larry Whigham	1994-00
C	Dave Wohlabaugh	1995-98	OLB	Chris Slade	1993-00	**Head Coach**		
TE	Ben Coates	1991-99	ILB	Vincent Brown	1988-95		Bill Parcells	1993-96
WR	Terry Glenn	1996-01	ILB	Ted Johnson	1995-04			
WR	Shawn Jefferson	1996-99	CB	Maurice Hurst	1989-95			
QB	Drew Bledsoe	1993-01	CB	Ty Law	1995-04			
RB	Curtis Martin	1995-97	S	Willie Clay	1996-98			
RB	Leonard Russell	1991-93	S	Lawyer Milloy	1996-02			

PATRIOTS **ALL-DECADE** TEAMS

1980s ALL-DECADE TEAM

OFFENSE			DEFENSE			SPECIAL TEAMS		
OT	Bruce Armstrong	1987-00	DE	Julius Adams	1971-77, 79-85, 87	K	Tony Franklin	1984-87
OT	Brian Holloway	1981-86	DE	Garin Veris	1985-91	P	Rich Camarillo	1981-87
G	John Hannah	1973-85	NT	Richard Bishop	1976-81	Ret	Irving Fryar	1984-92
G	Ron Wooten	1982-88	OLB	Andre Tippett	1982-93	SpT	Mosi Tatupu	1978-90
C	Pete Brock	1976-87	OLB	Don Blackmon	1981-87	**Head Coach**		
TE	Lin Dawson	1981-90	ILB	Steve Nelson	1974-87		Raymond Berry	1984-89
WR	Irving Fryar	1984-92	ILB	Johnny Rembert	1983-92			
WR	Stanley Morgan	1977-89	CB	Raymond Clayborn	1977-89			
QB	Steve Grogan	1975-90	CB	Ronnie Lippett	1983-91			
RB	Tony Collins	1981-87	S	Roland James	1980-90			
RB	Craig James	1984-88	S	Fred Marion	1982-91			

1970s ALL-DECADE TEAM

OFFENSE			DEFENSE			SPECIAL TEAMS		
OT	Leon Gray	1973-78	DE	Julius Adams	1971-87	K	John Smith	1974-83
OT	Tom Neville	1965-77	DE	Tony McGee	1974-81	P	Mike Patrick	1975-78
G	John Hannah	1974-85	NT	Ray Hamilton	1973-81	Ret	Mack Herron	1973-75
G	Sam Adams	1972-80	OLB	Steve Zabel	1975-78	SpT	Mosi Tatupu	1978-90
C	Bill Lenkaitis	1971-81	OLB	Steve King	1973-81	**Head Coach**		
TE	Russ Francis	1975-80,87-88	ILB	Steve Nelson	1974-87		Chuck Fairbanks	1973-78
WR	Stanley Morgan	1977-89	ILB	Sam Hunt	1974-79			
WR	Randy Vataha	1971-76	CB	Raymond Clayborn	1977-89			
QB	Steve Grogan	1975-90	CB	Mike Haynes	1976-82			
RB	Sam Cunningham	1973-79, 81-82	S	Tim Fox	1976-81			
RB	Andy Johnson	1974-81	S	Prentice McCray	1974-80			

1960s ALL-DECADE TEAM

OFFENSE			DEFENSE			SPECIAL TEAMS		
OT	Charlie Long	1961-69	DE	Bob Dee	1960-67	K	Gino Cappelletti	1960-70
OT	Tom Neville	1965-77	DE	Larry Eisenhauer	1961-69	P	Tom Yewcic	1961-67
G	Billy Neighbors	1962-65	DT	Houston Antwine	1961-71	Ret	Larry Garron	1960-68
G	Lennie St. Jean	1964-73	DT	Jim Lee Hunt	1960-71	SpT	Don Webb	1962-71
C	Jon Morris	1964-74	OLB	Tom Addison	1960-67	**Head Coach**		
TE	Jim Whalen	1965-69	OLB	Ed Philpott	1966-71		Mike Holovak	1961-68
WR	Jim Colclough	1960-68	MLB	Nick Buoniconti	1962-68			
WR	Art Graham	1963-69	CB	Chuck Shonta	1960-67			
QB	Vito "Babe" Parilli	1961-67	CB	Daryl Johnson	1968-71			
RB	Larry Garron	1960-68	S	Don Webb	1962-71			
RB	Jim Nance	1965-71	S	Ron Hall	1961-67			

PATRIOTS **50TH ANNIVERSARY** TEAM

In recognition of the 50th anniversary season in 2009, the Patriots Hall of Fame nominating committee selected an All-Time Team recognizing the greatest players at each position to play for the Patriots over 50 years.

HEAD COACH: Bill Belichick

HONORARY OFFENSIVE CAPTAIN: Gino Cappelletti **HONORARY DEFENSIVE CAPTAIN:** Tedy Bruschi

ALL-TIME OFFENSE

Bruce Armstrong	Tackle
Matt Light	Tackle
John Hannah	Guard
Logan Mankins	Guard
Jon Morris	Center
Ben Coates	Tight End
Stanley Morgan	Wide Receiver
Troy Brown	Wide Receiver
Irving Fryar	Wide Receiver
Tom Brady	Quarterback
Jim Nance	Running Back
Sam Cunningham	Running Back

ALL-TIME DEFENSE

Julius Adams	Defensive End
Richard Seymour	Defensive End
Houston Antwine	Defensive Tackle
Vince Wilfork	Defensive Tackle
Andre Tippett	Outside Linebacker
Mike Vrabel	Outside Linebacker
Steve Nelson	Inside Linebacker
Nick Buoniconti	Inside Linebacker
Mike Haynes	Cornerback
Ty Law	Cornerback
Fred Marion	Safety
Rodney Harrison	Safety

ALL-TIME SPECIALISTS

Adam Vinatieri	Place Kicker	Rich Camarillo	Punter
Kevin Faulk	Returner	Mosi Tatupu	Special Teams



The Patriots 50th Anniversary Team was recognized during halftime of the Patriots 2009 home-opener against the Buffalo Bills on September 14.

PATRIOTS **IN THE** PRO BOWL

Includes AFL All-Star Games (1960-1970), AFC-NFC Pro Bowls (1971-2012, 2016-18) and NFL Pro Bowl (2013-15)

1960 (4)
No game played
LB Tom Addison (1)
DB Ross O'Hanley (1)
DE Bob Dee (1)
G Charlie Leo (1)

1961 (7)
LB Tom Addison (2)
DB Fred Bruney (1)
WR Gino Cappelletti (1)
DE Bob Dee (2)
HB Larry Garron (1)
DT Jim Hunt (1)
G Charlie Leo (2)

1962 (6)
LB Tom Addison (3)
DB Fred Bruney (2)
DE Larry Eisenhauer (1)
WR Jim Colclough (1)
DB Dick Felt (1)
T Charlie Long (1)

1963 (11)
LB Tom Addison (4)
DT Houston Antwine (1)
LB Nick Buoniconti (1)
WR Gino Cappelletti (2)
DE Bob Dee (3)
DE Larry Eisenhauer (2)
FB Larry Garron (2)
DB Ron Hall (1)
G Charlie Long (2)
G Billy Neighbors (1)
QB Babe Parilli (1)

1964 (9)
LB Tom Addison (5)
DT Houston Antwine (2)
LB Nick Buoniconti (2)
WR/K Gino Cappelletti (3)
DE Bob Dee (3)
DE Larry Eisenhauer (3)
RB Larry Garron (3)
C Jon Morris (1)
QB Babe Parilli (2)

1965 (4)
DT Houston Antwine (3)
LB Nick Buoniconti (3)
DE Bob Dee (4)
C Jon Morris (2)

1966 (11)
DT Houston Antwine (4)
LB Nick Buoniconti (4)
WR/K Gino Cappelletti (4)
DE Larry Eisenhauer (4)
DT Jim Lee Hunt (2)
C Jon Morris (3)
FB Jim Nance (1)
T Tom Neville (1)
QB Babe Parilli (3)
DB Chuck Shonta (1)
G Len St. Jean (1)

1967 (7)
DT Houston Antwine (5)
LB Nick Buoniconti (5)
RB Larry Garron (4)
DT Jim Lee Hunt (3)
C Jon Morris (4)
FB Jim Nance (2)
T Don Oakes (1)

1968 (5)
DT Houston Antwine (6)
WR/K Gino Cappelletti (5)
CB Leroy Mitchell (1)
C Jon Morris (5)
T Tom Neville (2)

1969 (6)
RB Carl Garrett (1)
DT Jim Lee Hunt (4)
C Jon Morris (6)
WR Ron Sellers (1)
QB Mike Taliaferro (1)
S Don Webb (1)

1970 (1)
C Jon Morris (7)

1971-75 (0)
None

1976 (4)
TE Russ Francis (1)
T Leon Gray (1)
G John Hannah (1)
CB Mike Haynes (1)

1977 (2)
TE Russ Francis (2)
CB Mike Haynes (2)

1978 (5)
FB Sam Cunningham (1)
TE Russ Francis (3)
T Leon Gray (2)
G John Hannah (2)
CB Mike Haynes (3)

1979 (3)
G John Hannah (3)
CB Mike Haynes (4)
WR Stanley Morgan (1)

1980 (7)
DE Julius Adams (1)
FS Tim Fox (1)
G John Hannah (4)
CB Mike Haynes (5)
WR Stanley Morgan (2)
LB Steve Nelson (1)
PK John Smith (1)

1981 (1)
G John Hannah (5)

1982 (2)
G John Hannah (6)
CB Mike Haynes (6)

1983 (5)
P Rich Camarillo (1)
CB Ray Clayborn (1)
RB Tony Collins (1)
G John Hannah (7)
T Brian Holloway (1)

1984 (4)
G John Hannah (8)
T Brian Holloway (2)
LB Steve Nelson (2)
LB Andre Tippett (1)

1985 (8)
CB Ray Clayborn (2)
RT Irving Fryar (1)
G John Hannah (9)
T Brian Holloway (3)
RB Craig James (1)
FS Fred Marion (1)
LB Steve Nelson (3)
LB Andre Tippett (2)

1986 (5)
CB Ray Clayborn (3)
K Tony Franklin (1)
WR Stanley Morgan (3)
SpT Mosi Tatupu (1)
LB Andre Tippett (3)

1987 (2)
WR Stanley Morgan (4)
LB Andre Tippett (4)

1988 (3)
RB John Stephens (1)
LB Andre Tippett (5)
LB Johnny Rembert (1)

1989 (1)
LB Johnny Rembert (2)

1990 (1)
T Bruce Armstrong (1)

1991 (2)
T Bruce Armstrong (2)
TE Marv Cook (1)

1992 (1)
TE Marv Cook (2)

1993 (0)
None

1994 (3)
T Bruce Armstrong (3)
QB Drew Bledsoe (1)
TE Ben Coates (1)

1995 (3)
T Bruce Armstrong (4)
TE Ben Coates (2)
RB Curtis Martin (1)

1996 (6)
T Bruce Armstrong (5)
QB Drew Bledsoe (2)
TE Ben Coates (3)
RB Curtis Martin (2)
DE Willie McGinest (1)
KR David Meggett (1)

PATRIOTS **IN THE** PRO BOWL

1997 (5)
T Bruce Armstrong (6)
QB Drew Bledsoe (3)
TE Ben Coates (4)
LB Chris Slade (1)
SpT Larry Whigham (1)
1998 (3)
TE Ben Coates (5)
CB Ty Law (1)
S Lawyer Milloy (1)
1999 (2)
WR Terry Glenn (1)
S Lawyer Milloy (2)
2000 (0)
None
2001 (4)
QB Tom Brady (1)
WR Troy Brown (1)
CB Ty Law (2)
S Lawyer Milloy (3)
2002 (6)
SpT Larry Izzo (2)
S Lawyer Milloy (4)
CB Ty Law (3)
DT Richard Seymour (1)
K Adam Vinatieri (1)
C Damien Woody (1)
2003 (3)
CB Ty Law (4)
LB Willie McGinest (2)
DT Richard Seymour (2)
2004 (5)
QB Tom Brady (2)
LB Tedy Bruschi (1)
SpT Larry Izzo (3)
DT Richard Seymour (3)
K Adam Vinatieri (2)
2005 (2)
QB Tom Brady (3)
DT Richard Seymour (4)
2006 (2)
T Matt Light (1)
DT Richard Seymour (5)
2007 (8)
QB Tom Brady (4)
C Dan Koppen (1)
T Matt Light (2)
G Logan Mankins (1)
WR Randy Moss (6)
CB Asante Samuel (1)
LB Mike Vrabel (1)
NT Vince Wilfork (1)
2008 (2)
K Stephen Gostkowski (1)
WR Wes Welker (1)
2009 (5)
QB Tom Brady (5)
G Logan Mankins (2)
S Brandon Meriweather (1)
WR Wes Welker (2)
NT Vince Wilfork (2)
2010 (8)
QB Tom Brady (6)
LT Matt Light (3)
G Logan Mankins (3)
LB Jerod Mayo (1)
CB Devin McCourty (1)
S Brandon Meriweather (2)
WR Wes Welker (3)
NT Vince Wilfork (3)
2011 (8)
QB Tom Brady (7)
DE Andre Carter (1)
TE Rob Gronkowski (1)
G Logan Mankins (4)
ST Matthew Slater (1)
G Brian Waters (6)
WR Wes Welker (4)
NT Vince Wilfork (4)
2012 (7)
QB Tom Brady (8)
TE Rob Gronkowski (2)
G Logan Mankins (5)
LB Jerod Mayo (2)
ST Matthew Slater (2)
WR Wes Welker (5)
NT Vince Wilfork (5)
2013 (5)
QB Tom Brady (9)
K Stephen Gostkowski (2)
G Logan Mankins (6)
ST Matthew Slater (3)
CB Aqib Talib (1)
2014 (7)
QB Tom Brady (10)
WR Julian Edelman (1)
K Stephen Gostkowski (3)
TE Rob Gronkowski (3)
S Devin McCourty (2)
CB Darrelle Revis (6)
ST Matthew Slater (4)
2015 (7)
QB Tom Brady (11)
CB Malcolm Butler (1)
LB Jamie Collins (1)
K Stephen Gostkowski (4)
TE Rob Gronkowski (4)
DE Chandler Jones (1)
ST Matthew Slater (5)
2016 (6)
QB Tom Brady (12)
RB LeGarrette Blount (1)
CB Malcolm Butler (2)
LB Dont'a Hightower (1)
DB Devin McCourty (3)
ST Matthew Slater (6)
2017 (6)
QB Tom Brady (13)
FB James Develin (1)
TE Rob Gronkowski (5)
DB Devin McCourty (4)
ST Matthew Slater (7)
T Nate Solder (1)
2018 (2)
QB Tom Brady (14)
CB Stephon Gilmore (2)
2019 (3)
CB Stephon Gilmore (3)
LB Dont'a Hightower (2)
ST Matthew Slater (8)

PATRIOTS **PRO BOWL** RECORDS

MOST APPEARANCES

14	Tom Brady (2001, 04-05, 07, 09-18)
9	John Hannah (1976, 78-85)
8	Matthew Slater (2011-17, 19)
7	Jon Morris (1964-70)
6	Houston Antwine (1963-68)
6	Bruce Armstrong (1990-91, 94-97)
6	Mike Haynes (1976-80, 82)
6	Logan Mankins (2007, 09-13)

MOST CONSECUTIVE APPEARANCES

10	Tom Brady (2009-18)
8	John Hannah (1978-85)
7	Jon Morris (1964-70)
7	Matthew Slater (2011-17)
6	Houston Antwine (1963-68)
5	Ben Coates (1994-98)
5	Mike Haynes (1976-80)
5	Logan Mankins (2009-13)
5	Richard Seymour (2002-06)
5	Andre Tippett (1984-88)
5	Wes Welker (2008-12)

NOTE: The year indicates the season in which the player was selected for Pro Bowl participation, but the game itself is played the following January or February. For example, players selected in the 2019 season played in the 2020 Pro Bowl, but are listed under 2019.

PATRIOTS **HONORS AND AWARDS**

ASSOCIATED PRESS ALL-PRO HONOREES

1960 (0)
None
1961 (1)
FIRST TEAM
G Charles Leo (1)
1962 (6)
FIRST TEAM
DE Larry Eisenhauer (1)
SECOND TEAM
LB Tom Addison (1)
DE Bob Dee (1)
CB Dick Felt (1)
T Charley Long (1)
G Billy Neighbors (1)
1963 (6)
FIRST TEAM
DT Houston Antwine (1)
DE Larry Eisenhauer (2)
SECOND TEAM
LB Tom Addison (2)
LB Nick Buoniconti (1)
T Charley Long (2)
G Billy Neighbors (2)
1964 (8)
FIRST TEAM
LB Nick Buoniconti (2)
DE Larry Eisenhauer (3)
S Ron Hall (1)
G Billy Neighbors (3)
QB Babe Parilli (1)
SECOND TEAM
LB Tom Addison (3)
DE Bob Dee (2)
C Jon Morris (1)
1965 (2)
FIRST TEAM
LB Nick Buoniconti (3)
SECOND TEAM
C Jon Morris (2)
1966 (4)
FIRST TEAM
LB Nick Buoniconti (4)
C Jon Morris (3)
FB Jim Nance (1)
SECOND TEAM
DT Houston Antwine (2)
1967 (3)
FIRST TEAM
LB Nick Buoniconti (5)
FB Jim Nance (2)
SECOND TEAM
DT Houston Antwine (3)
1968 (3)
FIRST TEAM
TE Jim Whalen (1)
SECOND TEAM
DT Houston Antwine (4)
CB Leroy Mitchell (1)
1969 (3)
SECOND TEAM
DT Houston Antwine (5)
C Jon Morris (4)
FB/HB Jim Nance (3)
1970-75 (0)
None
1976 (3)
FIRST TEAM
G John Hannah (1)
SECOND TEAM
TE Russ Francis (1)
CB Mike Haynes (1)
1977 (2)
SECOND TEAM
G John Hannah (2)
CB Mike Haynes (2)
1978 (4)
FIRST TEAM
T Leon Gray (1)
G John Hannah (3)
SECOND TEAM
TE Russ Francis (2)
CB Mike Haynes (3)
1979 (2)
FIRST TEAM
G John Hannah (4)
SECOND TEAM
CB Mike Haynes (4)
1980 (3)
FIRST TEAM
G John Hannah (5)
SECOND TEAM
CB Mike Haynes (5)
WR Stanley Morgan (1)
1981 (1)
FIRST TEAM
G John Hannah (6)
1982 (2)
SECOND TEAM
G John Hannah (7)
CB Mike Haynes (6)
1983 (2)
FIRST TEAM
G John Hannah (8)
SECOND TEAM
P Rich Camarillo (1)
1984 (1)
SECOND TEAM
G John Hannah (9)
1985 (4)
FIRST TEAM
G John Hannah (10)
LB Andre Tippett (1)
SECOND TEAM
KR Irving Fryar (1)
T Brian Holloway (1)
1986 (3)
SECOND TEAM
K Tony Franklin (1)
WR Stanley Morgan (2)
LB Andre Tippett (2)
1987 (1)
FIRST TEAM
LB Andre Tippett (3)
1988 (2)
SECOND TEAM
T Bruce Armstrong (1)
LB Andre Tippett (4)
1989-90 (0)
None
1991 (2)
FIRST TEAM
TE Marv Cook (1)
SECOND TEAM
LB Vincent Brown (1)
1992-93 (0)
None
1994 (1)
FIRST TEAM
TE Ben Coates (1)
1995 (1)
FIRST TEAM
TE Ben Coates (2)
1996 (2)
SECOND TEAM
T Bruce Armstrong (2)
KR Dave Meggett (1)
1997 (1)
SECOND TEAM
OLB Chris Slade (1)
1998 (3)
FIRST TEAM
CB Ty Law (1)
SECOND TEAM
TE Ben Coates (3)
S Lawyer Milloy (1)
1999 (1)
FIRST TEAM
S Lawyer Milloy (2)
2000-01 (0)
None
2002 (1)
FIRST TEAM
K Adam Vinatieri (1)
2003 (4)
FIRST TEAM
S Rodney Harrison (1)
CB Ty Law (2)
DT Richard Seymour (1)
SECOND TEAM
ILB Tedy Bruschi (1)

PATRIOTS **HONORS AND AWARDS**

ASSOCIATED PRESS ALL-PRO HONOREES

2004 (4)
FIRST TEAM
DT Richard Seymour (2)
SECOND TEAM
ILB Tedy Bruschi (2)
S Rodney Harrison (2)
SPECIAL TEAMS
K Adam Vinatieri (2)
2005 (2)
FIRST TEAM
DT Richard Seymour (3)
SECOND TEAM
QB Tom Brady (1)
2006 (1)
SECOND TEAM
DT Richard Seymour (4)
2007 (9)
FIRST TEAM
QB Tom Brady (2)
T Matt Light (1)
WR Randy Moss (1)
CB Asante Samuel (1)
LB Mike Vrabel (1)
SECOND TEAM
C Dan Koppen (1)
G Logan Mankins (1)
WR Wes Welker (1)
NT Vince Wilfork (1)
2008 (2)
FIRST TEAM
K Stephen Gostkowski (1)
SECOND TEAM
WR Wes Welker (2)
2009 (2)
FIRST TEAM
WR Wes Welker (3)
SECOND TEAM
G Logan Mankins (2)
2010 (6)
FIRST TEAM
QB Tom Brady (3)
G Logan Mankins (3)
ILB Jerod Mayo (1)
SECOND TEAM
CB Devin McCourty (1)
T Sebastian Vollmer (1)
NT Vince Wilfork (2)
2011 (4)
FIRST TEAM
TE Rob Gronkowski (1)
WR Wes Welker (4)
SECOND TEAM
G Logan Mankins (4)
NT Vince Wilfork (3)
2012 (2)
FIRST TEAM
NT Vince Wilfork (4)
SECOND TEAM
G Logan Mankins (5)
2013 (3)
SECOND TEAM
G Logan Mankins (6)
S Devin McCourty (2)
CB Aqib Talib (1)
2014 (3)
FIRST TEAM
TE Rob Gronkowski (2)
CB Darrelle Revis (1)
SECOND TEAM
K Stephen Gostkowski (2)
2015 (3)
FIRST TEAM
K Stephen Gostkowski (3)
TE Rob Gronkowski (3)
SECOND TEAM
LB Jamie Collins (1)
2016 (7)
FIRST TEAM
ST Matthew Slater (1)
SECOND TEAM
QB Tom Brady (4)
CB Malcolm Butler (1)
OL Marcus Cannon (1)
DB Nate Ebner (1)
LB Dont'a Hightower (1)
S Devin McCourty (3)
2017 (3)
FIRST TEAM
QB Tom Brady (5)
TE Rob Gronkowski (4)
SECOND TEAM
ST Matthew Slater (2)
2018 (2)
FIRST TEAM
CB Stephon Gilmore (1)
SECOND TEAM
KOR Cordarrelle Patterson (4)
2019 (3)
FIRST TEAM
CB Stephon Gilmore (2)
ST Matthew Slater (3)
SECOND TEAM
G Joe Thuney (1))

PATRIOTS **ALL PRO** RECORDS

MOST SELECTIONS
10 John Hannah (1976-85)
6 Mike Haynes (1976-80, 82)
6 Logan Mankins (2007, 09-13)
5 Houston Antwine (1963, 66-1969)
5 Nick Buoniconti (1963-67)
5 Tom Brady (2005, 07, 10, 16-17)
4 Rob Gronkowski (2011, 14-15, 17)
4 Jon Morris (1964-66, 169)
4 Richard Seymour (2003-06)
4 Andre Tippett (1985-88)
4 Wes Welker (2007-09, 11)
4 Vince Wilfork (2007, 10-12)

MOST CONSECUTIVE SELECTIONS
10 John Hannah (1976-85)
5 Nick Buoniconti (1963-67)
5 Mike Haynes (1976-80)
5 Logan Mankins (2009-13)
4 Houston Antwine (1966-69)
4 Richard Seymour (2003-06)
4 Andre Tippett (1985-88)

MOST FIRST TEAM SELECTIONS
7 John Hannah (1976, 78, 79-81, 83, 85)
4 Nick Buoniconti (1964-67)
4 Rob Gronkowski (2011, 14-15, 17)
3 Tom Brady (2007, 2010, 17)
3 Larry Eisenhsauer (1963-64)
3 Richard Seymour (2003-05)

PATRIOTS **HONORS AND AWARDS**

ASSOCIATED PRESS AWARDS

MOST VALUABLE PLAYER
1964 AFL MVP - WR/K Gino Cappelletti
1966 AFL MVP - RB Jim Nance
2007 - QB Tom Brady
2010 - QB Tom Brady
2017 - QB Tom Brady

OFFENSIVE PLAYER OF THE YEAR
2007 - QB Tom Brady
2010 - QB Tom Brady

DEFENSIVE PLAYER OF THE YEAR
2019 - CB Stephon Gilmore

OFFENSIVE ROOKIE OF THE YEAR
1988 - RB John Stephens
1991 - RB Leonard Russell
1995 - RB Curtis Martin

DEFENSIVE ROOKIE OF THE YEAR
1976 - CB Mike Haynes
2008 - LB Jerod Mayo

COMEBACK PLAYER OF THE YEAR
1966 - QB Babe Parilli
2005 - LB Tedy Bruschi
2009 - QB Tom Brady
2014 - TE Rob Gronkowski

COACH OF THE YEAR
1994 - Bill Parcells
2003 - Bill Belichick
2007 - Bill Belichick
2010 - Bill Belichick

AFC OFFENSIVE PLAYERS OF THE WEEK

1984
QB Tony Eason (Week 3)
1986
QB Tony Eason (Week 11)
1988
QB Doug Flutie (Week 5)
1991
TE Marv Cook (Week 4)
WR Irving Fryar (Week 13)
1992
QB Scott Zolak (Week 11)
1994
QB Drew Bledsoe (Week 5,11)
1995
RB Curtis Martin (Week 10,13)
1996
QB Drew Bledsoe (Week 6)
1997
RB Curtis Martin (Week 3)
1998
QB Drew Bledsoe (Week 12)
1999
QB Drew Bledsoe (Week 2)
WR Terry Glenn (Week 4)
2000
QB Drew Bledsoe (Week 5)
2001
QB Tom Brady (Weeks 5, 11)
WR David Patten (Week 6)
2002
QB Tom Brady (Week 1,9)
2003
TE Daniel Graham (Week 8)
QB Tom Brady (Week 9, 17)
2005
QB Tom Brady (Week 5)
2007
QB Tom Brady (Week 3, 6, 7, 14, 17)
WR Randy Moss (Weeks 9, 11)
2008
QB Matt Cassel (Week 7,12)
2009
QB Tom Brady (Weeks 1, 6, 16)
2010
QB Tom Brady (Weeks 12, 13)
2011
QB Tom Brady (Weeks 1, 2, 16)
TE Rob Gronkowski (Week 14)
2012
QB Tom Brady (Weeks 4, 8, 14)
2013
QB Tom Brady (Week 12)
RB LeGarrette Blount (Week 17)
2014
RB Jonas Gray (Week 11)
2015
QB Tom Brady (Week 8)
2016
QB Tom Brady (Weeks 5, 11)
WR Julian Edelman (Week 17)
2017
QB Tom Brady (Weeks 2, 3, 10)
TE Rob Gronkowski (Week 15)
RB Dion Lewis (Week 16)

AFC DEFENSIVE PLAYERS OF THE WEEK

1984
CB Ronnie Lippett (Week 11)
1985
LB Andre Tippett (Week 7)
S Fred Marion (Week 10)
1986
CB Ronnie Lippett (Week 5)
1987
LB Andre Tippett (Week 6)
1988
S Fred Marion (Week 7)
LB Johnny Rembert (Week 10)
1995
LB Chris Slade (Week 1)
1996
DE Willie McGinest (Weeks 8, 14)
1997
S Larry Whigham (Week 13)
1998
DT Chad Eaton (Week 14)
S Willie Clay (Week 16)
1999
DE Willie McGinest (Week 1)
LB Ted Johnson (Week 17)
2000
S Lawyer Milloy (Week 12)
2003
LB Tedy Bruschi (Weeks 2, 14)
LB Willie McGinest (Week 16)
2004
S Rodney Harrison (Week 2)
LB Tedy Bruschi (Weeks 4, 17)
2005
LB Tedy Bruschi (Week 8)
2006
DE Jarvis Green (Week 4)
CB Asante Samuel (Week 12)
2007
LB Mike Vrabel (Week 8)
CB Asante Samuel (Week 12)
2009
S Brandon Meriweather (Week 7)
CB Leigh Bodden (Week 11)
2010
S James Sanders (Week 10)
2011
DE Andre Carter (Week 10)
2014
DE Chandler Jones (Week 2)
2016
LB Dont'a Hightower (Week 6)
2019
LB Kyle Van Noy (Week 4)

PATRIOTS **HONORS AND AWARDS**

AFC SPECIAL TEAMS PLAYERS OF THE WEEK

1993
P Mike Saxon (Week 6)
1994
P Pat O'Neil (Week 16)
1995
K Matt Bahr (Week 11)
1996
P Tom Tupa (Week 9)
RB David Meggett (Week 17)
1998
K Adam Vinatieri (Week 12)
2000
NT Chad Eaton (Week 16)
2001
K Adam Vinatieri (Week 14)
P Ken Walter (Week 15)
2002
LB Larry Izzo (Week 3)
K Adam Vinatieri (Week 17)
2003
DE Richard Seymour (Week 7)
WR Bethel Johnson (Week 13)
2004
K Adam Vinatieri (Week 9)
2005
QB Doug Flutie (Week 17)
2006
RB Laurence Maroney (Week 7)
2007
CB Ellis Hobbs (Week 1)
2008
P Chris Hanson (Week 17)
2009
K Stephen Gostkowski (Week 9)
2010
OL Dan Connolly (Week 15)
2011
WR Julian Edelman (Week 11)
2012
DB Devin McCourty (Week 7)
2014
DL Chris Jones (Week 7)
WR Julian Edelman (Week 9)
P Ryan Allen (Week 14)
2015
K Stephen Gostkowski (Weeks 7, 10)
2016
K Stephen Gostkowski (Week 1)
P Ryan Allen (Week 3)
K Stephen Gostkowski (Week 13)
2017
RB Dion Lewis (Week 10)
K Stephen Gostkowski (Week 11)
2018
LB Dont'a Hightower (Week 7)
2019
P Jake Bailey (Weeks 3, 11)
ST Matthew Slater (Week 12)

HISTORY

AFC OFFENSIVE PLAYERS OF THE MONTH

1994
QB Drew Bledsoe (December)
2004
RB Corey Dillon (December)
2007
QB Tom Brady (September)
QB Tom Brady (October)
WR Randy Moss (November)
2009
QB Tom Brady (October)
2010
QB Tom Brady (December)
2011
QB Tom Brady (November)
QB Tom Brady (December/January)
2014
QB Tom Brady (October)
2015
QB Tom Brady (September)
2016
RB LeGarrette Blount (September)
QB Tom Brady (October)
2017
QB Tom Brady (November)

AFC DEFENSIVE PLAYERS OF THE MONTH

1986
DE Garrin Veris (November)
1996
DE Willie McGinest (October)
1997
LB Chris Slade (September)
2003
LB Mike Vrabel (December)
2004
S Eugene Wilson (September)
2013
DE Chandler Jones (November)
2019
DB Devin McCourty (September)
CB Stephon Gilmore (October)

AFC SPECIAL TEAMS PLAYERS OF THE MONTH

1996
RB David Megget (December)
1998
K Adam Vinatieri (October)
1999
K Adam Vinatieri (September)
2001
WR Troy Brown (December)
2004
K Adam Vinatieri (November)
2008
K Stephen Gostkowski (October)
2013
K Stephen Gostkowski (October)
2015
K Stephen Gostkowski (September)
2018
K Stephen Gostkowski (October)

HISTORICAL TIMELINE: 1959-70

1959

Nov. 22 American Football League's owners meet at the Hotel Nicollet in Minneapolis, Minn., and vote unanimously in favor of admitting Boston to the AFL and granting the franchise to a group represented by Mr. William H. Sullivan, Jr. League founder Lamar Hunt notified Sullivan in a letter dated Nov. 18 that Boston would be admitted.

Nov. 22 Northwestern RB Ron Burton is selected as first draft choice and Syracuse RB Gerhardt Schwedes is made first territorial choice.

Dec. Mike Holovak is named director of player personnel. He is the first executive hired.

Dec. 20 Clemson QB Harvey White becomes the first player to sign a Boston Patriots contract.

1960

Feb. 8 Lou Saban is appointed first head coach.

Feb. 20 As the result of a public contest, the team nickname of Patriots is chosen. The Patriots also announce that the team colors will be red, white and blue.

April 1 Boston University Field is named as the Patriots first home.

April 2 Patriots become first pro team in history to issue public stock.

April 19 Uniformed Patriot centering football (creative work of cartoonist Phil Bissell) is adopted as team logo.

July 4 Team opens first training camp at the University of Massachusetts, 350 players attended.

Aug. 14 Patriots play their first home game, a 24-14 preseason loss to the Dallas Texans before 11,000 fans at Harvard Stadium.

Sept. 9 In their first regular season game, the Patriots open with a 13-10 loss to Denver at BU Field before a crowd of 21,597.

Sept. 16 DB Chuck Shonta recovered a fumble on the final play of the game and ran for a touchdown to give the Patriots their first victory with a 28-24 advantage over the N.Y. Titans at the Polo Grounds in New York.

Nov. 25 The Patriots host the Houston Oilers in front of 27,123 fans at BU Field, recording the first sellout in the history of the AFL.

1961

Oct. 10 Mike Holovak replaces Lou Saban as head coach.

Dec. 17 The Patriots ended the season with a 41-0 shutout over San Diego to finish with a 9-4-1 record, second in the AFL Eastern Division.

1962

Sept. 16 Opened the season at Harvard Stadium and beat the Houston Oilers, 34-21. The Patriots played the remainder of their games at Boston University Field.

1963

Oct. 11 Patriots play their first game in Fenway Park and beat Oakland, 20-14.

Dec. 28 With a 26-8 victory over Buffalo, the Patriots win the AFL's Eastern Division title in the league's only season-ending tie-breaker game.

In the AFL's first ever preseason game on July 30, 1960, the Patriots defeat Buffalo 28-7 at War Memorial Stadium. Patriots DE Bob Dee (left) recovered a fumble for the league's first touchdown.

1964

Jan. 5 The Patriots fall in the AFL title game, 51-10, to the Chargers in San Diego.

Oct. 4 Gino Cappelletti boots six field goals in a win at Denver, setting the team's single-game record.

Dec. 20 Gino Cappelletti finished the season with 155 total points, an AFL record and ranks 13th in NFL history. He won AFL MVP honors.

1966

Rommie Loudd becomes the first African-American assistant coach in the AFL when Mike Holovak adds him to the Patriots coaching staff prior to the 1966 season. The following season, Loudd was named director of player personnel.

Dec. 17 Jim Nance rushes for 78 yards against the N.Y. Jets in the season finale giving him 1,458 yards rushing for the season, a Patriots single-season team record until 1995. Nance was later honored with the league's Most Valuable Player award.

1967

Aug. 13 Patriots played the Baltimore Colts of the NFL in a preseason game. It was the first time the Patriots had played an NFL team. The Patriots lost the game 33-3.

Dec. 17 Jim Nance finishes the season with 1,216 yards rushing and becomes the first player in AFL history to rush for over 1,000 yards in back-to-back seasons.

1968

Nov. 10 Gino Cappelletti became the first player in AFL history to score more than 1,000 points in his career, reaching the milestone on a 19-yard touchdown catch vs. San Diego.

1969

Jan. 30 Patriots appoint Clive Rush as vice president and head coach.

1970

Feb. 1 The AFL and NFL announce a merger, forming a common league with 26 teams, 13 in the American

HISTORICAL TIMELINE: 1970-82

1970 (CONT.)

Football Conference and 13 in the National Football Conference.

April 4 Foxborough selected as the new playing site for the Patriots.

Sept. 23 Official ground-breaking ceremonies begin for the construction of the Patriots new stadium in Foxborough. The stadium opened nearly one year later.

Nov. 12 John Mazur replaces Clive Rush as head coach.

1971

Mar. 22 The Boston Patriots are renamed the New England Patriots.

Aug. 15 The Patriots make their debut at Schaefer Stadium in Foxborough. Gino Cappelletti kicked a 36-yard field goal for the first points scored in the stadium as the Patriots topped the N.Y. Giants, 20-14, before 60,423 fans.

1972

Feb. 17 The Patriots made financial history by paying first cash dividend of 15 cents per share.

1973

Jan. 26 Chuck Fairbanks is named head coach and general manager.

Jan. 30 The Patriots solidify their franchise for years to come when they select John Hannah (4th overall), RB Sam Cunningham (11th) and WR Darryl Stingley (19th) in the first round of the 1973 draft.

1975

Nov. 7 President William H. Sullivan, Jr. became the first majority owner in club history when he purchased additional voting stock to give him 88 percent of the franchise's voting stock.

1976

July 10 Patriots open their training camp for the first time at Bryant College in Smithfield, R.I. after spending the summers of 1969-75 at UMass-Amherst.

Dec. 5 Patriots defeat New Orleans, 27-6, in Foxborough to qualify for their first NFL playoff appearance and their first playoff appearance since the 1963 AFL Championship game.

Dec. 8 Non-voting stockholders approve offer of $15 per share made by Billy Sullivan to purchase all non-voting stock.

Dec. 18 Lost AFC divisional playoff game to the eventual Super Bowl Champion Oakland Raiders, 24-21, in the final 10 seconds of the game.

1977

Aug. 20 Work completed on installation of new surface (Super Turf) in Schaefer Stadium.

1978

Dec. 10 Patriots clinch their first outright divisional championship in the club's history with a last-minute 26-24 victory over Buffalo at home.

Dec 31 Patriots lose 31-14 to Houston in first playoff game ever played in Foxborough.

1979

April 2 Patriots announce that head coach and general manager Chuck Fairbanks has been released from his contract to assume duties as head football coach at the University of Colorado.

April 6 Francis "Bucko" Kilroy named general manager and former Patriots offensive coordinator Ron Erhardt is named head coach.

Sept. 3 Former wide receiver Darryl Stingley is named Executive Director of Player Personnel.

Dec 16 In a 27-23 victory over the Minnesota Vikings to close out the 1979 regular season, WR's Harold Jackson and Stanley Morgan became the first and second players in Patriots history to surpass the 1,000-yard receiving single-season mark. Jackson finished the 1979 campaign with 1,013 yards and Morgan totaled 1,002.

1980

Feb. 25 Paul Sonnabend resigns as Executive Director of the NFL Management Council and is appointed as Vice President and a member of the Board of Directors of the Patriots.

April 8 William H. "Billy" Sullivan, Jr., President of the Patriots, is re-elected as Chairman of the Board of NFL Properties.

1981

Nov. 29 RB Sam Cunningham, with 35 yards on nine carries against St. Louis at Foxboro, surpasses Jim Nance (5,323 yards on 1,323 carries) as the Patriots all-time career rushing leader.

1982

Jan. 15 Ron Meyer, head coach at Southern Methodist University from 1976-81, is named the eighth head coach in club history.

Dec. 12 The Patriots defeat the Miami Dolphins, 3-0, in the "Snow Plow Game." Mark Henderson used a snow plow to clear a kicking surface on the Schaefer Stadium turf for John Smith. Smith then connected on a 33-yard field goal which would be the only scoring of the game.

HISTORICAL TIMELINE: 1983-86

1983

Jan. 8 In their first playoff appearance since 1978, the Patriots lose to the eventual AFC Champion Miami Dolphins at the Orange Bowl, 28-13.

Feb. 16 General manager Bucko Kilroy is promoted to Vice President and Patrick Sullivan, assistant general manager for four years, is named general manager.

May 23 Schaefer Stadium is renamed Sullivan Stadium in honor of the founder and driving force behind the Patriots franchise, William H. "Billy" Sullivan, Jr.

June 29 Sullivan Stadium is officially re-dedicated and the Boston Pops perform a concert in the stadium that is free to the public.

1984

June 1 The Patriots organize a fan advisory board, a group of season ticket holders who will help advise the Patriots on how to make Sullivan Stadium a more exciting and more pleasant place to bring a family to watch an NFL game.

June 5 In the first-ever NFL Supplemental Draft, the Patriots select slotback Ricky Sanders of the Houston Gamblers, running back Eric Jordan of the Oakland Invaders and quarterback Walter Lewis of the Memphis Showboats.

Oct. 25 Hall of Fame receiver Raymond Berry is named the head coach of the Patriots, replacing Ron Meyer. Berry, a former Patriots assistant coach, becomes the team's ninth head coach.

1985

Oct. 13 Raymond Clayborn establishes a new team record for consecutive starts by starting his 111th straight game. Ray Hamilton had the old mark of 110 (set Sept. 16, 1973 to Oct. 26, 1980). Clayborn celebrated the record-setting day by scoring his first professional touchdown on a 27-yard interception return vs. Buffalo.

Patriots head coach Raymond Berry was carried off the field by his players after the Patriots defeated the Miami Dolphins, 31-14, in the 1985 AFC Championship Game, advancing to Super Bowl XX.

Dec. 28 The Patriots defeated the New York Jets, 26-14, at The Meadowlands (East Rutherford, N.J.) in the AFC wild-card game. With the victory, the Patriots won their first NFL playoff game (the Patriots were 0-3 in the NFL playoffs prior to the game).

1986

Jan. 12 The Patriots defeated the Miami Dolphins, 31-14, to claim their first AFC Championship in team history. In doing so, the Patriots ended an 18-game losing streak at the Orange Bowl that began in 1967. Raymond Berry became the first Patriots head coach to lead his team to the Super Bowl.

Jan. 26 The Patriots reach the Super Bowl for the first time in team history, playing the Chicago Bears in Super Bowl XX in the Louisiana Superdome in New Orleans. The Bears won the game, 46-10.

Jan. 27 Defensive end Julius Adams retires after 15 years (all with the Patriots). He was the oldest active defensive lineman in the league at age 37 when he retired, and held the team record until 2000 with 210 games played.

June 12 Coach Raymond Berry, who led the Patriots to the AFC Championship and Super Bowl XX in his first full season as the team's head coach, signs new five-year contract.

June 30 John Hannah, who was selected to the Pro Bowl a team record nine times, announces his retirement. He retires after starting 183 games, a team record until 1999.

Sept. 7 1985 AFC Championship banner is raised at Sullivan Stadium in pregame ceremony prior to the season opener vs. Indianapolis. The banner is 10 feet wide and 15 feet long. Mr. William H. "Billy" Sullivan, Jr. is joined by the governors from each of the New England states.

Sept. 21 QB Tony Eason throws for a then team-record 414 yards. The Patriots lose to Seattle, 38-31, in the game played in Foxboro. Eason was 26-of-45 with three touchdowns and no interceptions.

Dec. 7 WR Stanley Morgan establishes a new team record for catches in one season with his 67th catch (had five catches on the day). Morgan, who finished the season with 84 catches, broke Derrick Ramsey's previous mark of 66 catches, set in 1984.

Dec. 31 NEP Partners purchase a three-year option to buy the Patriots.

HISTORICAL TIMELINE: 1987-94

1987

Nov. 29 Cornerback Raymond Clayborn ends his consecutive games played streak at 161. Clayborn broke Gino Cappelletti's record of 152 consecutive games played and Ray Hamilton's record 110 consecutive starts.

1988

July 28 Victor K. Kiam II, the owner and chief executive officer of Remington Products, Inc. of Bridgeport, Conn., agrees to purchase the team from William H. "Billy" Sullivan, Jr.

Oct. 28 Victor K. Kiam II becomes majority owner and chairman of the Patriots. Francis W. Murray, the minority owner, is the vice chairman. William H. "Billy" Sullivan, Jr., the founder and previous owner, remains as the team's president. The Kiam, Murray and Sullivan team is known as KMS Limited.

Nov. 23 K-Korp, a company co-owned by Robert Kraft, purchases Sullivan Stadium.

Dec. 4 Veteran wide receiver Stanley Morgan catches his 500th career reception vs. Seattle.

1989

Jan.6 Running back John Stephens is named the Old Spice/NFL Rookie of the Year.

1990

Sullivan Stadium is renamed Foxboro Stadium.

Feb.27 Rod Rust is named the head coach of the Patriots, replacing Raymond Berry (who was relieved of his duties on Feb. 26). Rust, a former Patriots defensive coordinator, becomes the team's 10th head coach.

Mar. 14 Former Patriots offensive guard John Hannah and cornerback Mike Haynes are selected to the National Football League's All-1980s team, while current linebacker Andre Tippett earned second-team honors.

Dec. 20 Sam Jankovich, the University of Miami's Athletic Director from 1982-90, is named the chief executive officer of the Patriots.

1991

Jan. 7 Dick MacPherson is named head coach of the Patriots, replacing Rod Rust (who was relieved of his duties on Jan. 4). MacPherson, the head coach at Syracuse for 10 seasons, becomes the team's 11th head coach.

May 3 The installation of a natural grass playing surface at Foxboro Stadium is completed.

July 27 Former Patriots offensive guard John Hannah is inducted into the Pro Football Hall of Fame in Canton, Ohio.

1992

May 11 James B. Orthwein purchases the controlling interest of the Patriots from Victor K. Kiam II. Orthwein becomes Chairman of the Board of the club, while Francis W. Murray, the club's minority owner, becomes President. Sam Jankovich remains the CEO.

Aug. Gino Cappelletti and Nick Buoniconti are inducted into the Patriots Hall of Fame.

1993

Jan.9 Sam Jankovich, the Patriots chief executive officer for the past two seasons, resigns.

Jan.21 Bill Parcells is named head coach of the Patriots, replacing Dick MacPherson (who was relieved of his duties on Jan. 8). Parcells becomes the team's 12th head coach. In addition, Patrick Forte is named Executive Vice President of Football Operations and James Hausmann is named Executive Vice President of Business Operations.

Mar. 31 The Patriots unveil their new logo and uniforms at a press conference at the Four Seasons Hotel in Boston. The new icon features a streamlined head of a minuteman while the primary color of the uniforms changes from red to blue.

Aug. 18 Bob Dee, Jim Lee Hunt, Steve Nelson and Babe Parilli are inducted into the Patriots Hall of Fame.

1994

Jan. 2 Patriots LB Andre Tippett sacked Dolphin QB Scott Mitchell to record his 100th career sack. Tippett leads all Patriots with 100 sacks (Julius Adams ranks second with 80½).

Jan. 21 Robert K. Kraft becomes the Patriots fourth owner in the club's 35-year history with an agreement to purchase the team from James Orthwein.

Andre Tippett played in the final game of his career on Jan. 2, 1994. In that game, he sacked Miami's Scott Mitchell to end his career with a team-record 100.0 sacks.

HISTORICAL TIMELINE: **1994-97**

On January 21, 1994 Robert K. Kraft becomes the Patriots fourth owner in the club's 35-year history with an agreement to purchase the team from James Orthwein.

Feb. 25 The sale of the Patriots from James Orthwein to Robert K. Kraft becomes official.

Feb. 26 Patriots fans respond to the sale by purchasing 5,958 season tickets, a Patriots single-day sales record.

On February 26, 1994, Patriots fans respond to the sale by braving a snow storm to purchase 5,958 season tickets. The one-day mark is a Patriots single-day sales record.

May 12 Andre Tippett is appointed director of player resources upon his announced retirement.

June 1 Second-round draft choice Kevin Lee becomes the 10th and final 1994 Patriots draft choice to sign a contract. The 37-day signing period is the fastest reported to the league since the 1970 AFL-NFL merger.

Nov. The Patriots announce WBCN - 104.1 FM as the team's new radio flagship station after reaching a three-year agreement.

Dec. 24 The Patriots defeat the Chicago Bears, 13-3, clinching the team's first playoff berth since 1986.

1995

Jan. 1 The Cleveland Browns defeat the Patriots 20-13 in a Wild Card playoff game.

Feb. 9 The Patriots announce Boston's ABC affiliate WCVB-TV (Channel 5) as their preseason television flagship station. WCVB will televise preseason games and a weekly Patriots show, called Patriots All-Access.

Apr. 3 The Patriots publish their premier issue of Patriots Football Weekly, the team's official newspaper.

Apr. 29 For the first time in franchise history, every home game is sold out before the season begins as the remaining 15,000 tickets are sold individually to non-season ticket holders.

1996

July 20 Owner Robert Kraft signs QB Drew Bledsoe to a seven-year contract extension.

Dec. 8 The Patriots clinch their second playoff berth in two years by defeating the N.Y. Jets, 34-10.

Dec. 15 The Patriots clinch their first AFC Division title since 1986.

Dec. 21 The Patriots score 23 unanswered second-half points and defeat the N.Y. Giants, 23-22, to secure a first-round playoff bye and first home playoff game since 1978. WR Terry Glenn finished the 1996 season with 90 receptions, setting a new league rookie reception record (83 by Earl Cooper - 1980).

1997

Jan. 5 The Patriots win their first home playoff game in team history by defeating the Pittsburgh Steelers 28-3 in Foxboro Stadium.

Jan. 12 Otis Smith's 47-yard fumble return for a touchdown with 2:36 remaining enabled the Patriots to defeat the Jacksonville Jaguars 20-6 and earn their second AFC Championship and a trip to Super Bowl XXXI.

Jan. 26 The Patriots lose 35-21 to the Green Bay Packers in Super Bowl XXXI. The two teams set a Super Bowl record for the most points scored by two teams in the first quarter with 24. At the time, the game was the fourth most-watched program in television history.

SUNDAY, JANUARY 26, 1997
SUPER BOWL XXXI
NEW ORLEANS, LOUISIANA
SUPERDOME

Jan. 31 Bill Parcells steps down as head coach.

Feb. 3 The Patriots name Pete Carroll as their 13th head coach. Carroll, former head coach of the New York Jets in 1994, spent the '95 and '96 seasons as defensive coordinator of the San Francisco 49ers.

July 26 Former Patriot CB Mike Haynes is inducted into the Pro Football Hall of Fame.

Aug. 25 The Patriots introduce the world's first direct to digital nightly video webcast. The webcast contains everything from Patriots player interviews and press conferences to game reviews and previews.

HISTORICAL TIMELINE: 1997-2002

1997 (CONT.)

Sept. 21 For the third time in team history, and first since 1974, the Patriots started the 1997 season 4-0 with a 31-3 victory over Chicago.

Dec. 22 The Patriots clinched their second consecutive AFC East Division Championship with a 14-12 victory over the Miami Dolphins. It was their first back-to-back division championships in franchise history and their third playoff appearance in four years. With their victory over the Dolphins, the Patriots finished the 1997 season 7-1 against their division opponents, which tied a then-franchise record.

Dec. 28 The Patriots won their third home playoff game in two years when they defeated the Miami Dolphins, 17-3.

1998

Jan. 3 The Patriots lost 7-6 to the Pittsburgh Steelers in the Divisional Playoff round.

Feb. 23 William H. "Billy" Sullivan Jr., the founder of the New England Patriots, died at the age of 82 in Atlantis, Fla.

Dec. 13 QB Drew Bledsoe completed a 4-yard pass to TE Lovett Purnell to become the Patriots all-time leading completion leader, surpassing Steve Grogan (1,876).

Dec. 20 The Patriots defeat the San Francisco 49ers, 24-21, to qualify for the playoffs for the third consecutive year.

1999

Jan. 3 Jacksonville Jaguars defeat the Patriots, 25-10, in a wild card playoff game.

Feb. 7 Patriots CB Ty Law returns an interception 67 yards for a touchdown to propel the AFC to a 23-10 victory in the Pro Bowl. Law, who was selected to play in the game for the first time, was named co-MVP for his efforts.

June "Patriots All-Access," the Patriots weekly television show wins a New England Emmy for Best Sports Series.

June 21 The Patriots sold all their remaining tickets for every regular-season game in just 90 minutes.

Nov. 15 Patriots linebacker Andre Tippett is inducted into the Patriots Hall of Fame.

Dec. 6 In a Foxborough town meeting, over 93 percent of the town's residents voted in favor of passing six necessary articles to approve the stadium project.

2000

Jan. 27 Patriots name Bill Belichick the 14th head coach in franchise history.

April 18 The Patriots unveil the designs for their new stadium in a press conference at the Seaport Hotel in Boston. Newly designed team uniforms feature a color change from a royal blue to Nautical Blue.

June 15 Gillette Stadium's first concrete foundation is poured.

Oct. 1 Quarterback Drew Bledsoe became the Patriots all-time leading passer, surpassing Steve Grogan's total of 26,886 yards.

Nov. 19 Tackle Bruce Armstrong became the Patriots all-time leader in games played when he started his 207th career game vs. Cincinnati.

2001

April 3 In celebration of a long-standing construction tradition, the final beam was hoisted into place at Gillette Stadium to signify the "topping off" of the structure's steel.

July 30 The Neponset River is daylighted and diverted into a new corridor on the stadium site.

Aug. 6 Patriots quarterback coach Dick Rehbein died due to a heart condition at the age of 45.

Aug. 6 Seat installation begins at Gillette Stadium.

Sept. 30 Former tackle Bruce Armstrong is inducted into the Patriots Hall of Fame.

Oct. Installation of the new scoreboards and video boards begins at Gillette Stadium.

Nov. 19 The grass playing surface is installed at Gillette Stadium.

2002

Jan. 6 The Patriots defeated the Carolina Panthers, 38-6, and finished the 2001 season with an 11-5 record. They tied a then franchise record with 11 victories and claimed their third AFC East title in six seasons.

Jan. 19 In a driving snowstorm, the Patriots beat the Oakland Raiders, 16-13 in overtime, in the final game at Foxboro Stadium to advance to the AFC Championship Game.

HISTORICAL TIMELINE: **2002**

Jan. 27 The Patriots beat the Pittsburgh Steelers, 24-17, to advance to the Super Bowl for the third time in their history and the second time in the last six years.

Feb. 3 The Patriots claimed the first Super Bowl championship of their 42-year history with a 20-17 win over the St. Louis Rams in Super Bowl XXXVI in New Orleans. Patriots kicker Adam Vinatieri nailed a 48-yard field goal as time expired to bring the Lombardi Trophy home to New England.

Feb. 5 The state of Massachusetts held a victory parade for the Patriots. The parade traveled through downtown Boston and concluded with a rally at city hall. Approximately 1.25 million people attended the event.

Feb. 13 The Patriots traveled to Rhode Island as part of their Super Bowl trophy tour for a rally held by the state to congratulate the franchise for their victory in Super Bowl XXXVI.

Feb. 18 Demolition of Foxboro Stadium begins.

March 5 The Patriots held the red-carpet premiere of their Super Bowl XXXVI video at the Loews Theatre at Boston Common.

March 28 The NFL released its 2002 schedule and the Patriots were featured in a franchise record six nationally televised games.

April 1 The Patriots and their Super Bowl trophy were on hand at Fenway Park for opening day of the 2002 Boston Red Sox season. In a pre-game ceremony, each of the players in attendance threw out the first pitch of the season.

April 2 The Patriots were invited to the White House and were congratulated on their victory in Super Bowl XXXVI by the President of the United States, George W. Bush.

April 10 The Patriots traveled to New Hampshire and Vermont as part of their Super Bowl Trophy Tour and took part in rallies in both states to celebrate their victory in Super Bowl XXXVI.

April 17 The Patriots continued their Super Bowl Trophy Tour with a trip to Maine.

May 6 The Patriots moved into their new offices and facilities at their new stadium.

May 9 The New England Revolution soccer team participated in the first practice held at the new stadium.

May 11 The Revolution played in the first game at the new stadium. In the stadium's "soft opening," the lower seating bowl and concourse are opened to the public for the first time.

June 1 Demolition of Foxboro Stadium is completed.

June 4 The Patriots traveled to Connecticut as part of their Super Bowl Trophy Tour to thank their fans for their support.

June 6 The Patriots open a three-day minicamp, the first time the entire team worked together at the new stadium.

June 9 Robert Kraft hosted the Patriots Super Bowl ring ceremony at the Boston Harbor Hotel.

Aug. 5 Patriots signed a 15-year agreement with the Gillette Company for exclusive naming rights to Gillette Stadium.

Aug. 17 Patriots host first football game at Gillette Stadium, a 16-15 preseason victory over the Philadelphia Eagles.

Sept. 9 Patriots host the grand opening of Gillette Stadium against the Pittsburgh Steelers on Monday Night Football. The Patriots defeated the Steelers 30-14.

Sept. 22 Troy Brown established a single-game franchise record with 16 catches vs. Kansas City.

Dec. 8 The Patriots extended their radio agreement with WBCN.

Dec. 16 Robert and Jonathan Kraft named 2002 Sports Industrialists of the Year by The Sports Business Daily.

HISTORICAL TIMELINE: 2003-05

2003

Aug. 27 Robert Kraft presents offensive lineman Joe Andruzzi with the first annual New England Patriots Ron Burton Community Service Award. The award is presented in honor of Burton, the first draft choice in team history and a dedicated member of the New England community.

Dec. 7 The Patriots defeated the Miami Dolphins, 12-0, in snowy Foxborough to claim the seventh division title in franchise history.

Dec. 27 New England closed out the then-best regular season in franchise history with a 31-0 shutout over the Buffalo Bills to finish the season with a 14-2 record, the best mark in the NFL.

2004

Jan. 10 In the coldest game in team history (four degrees), the Patriots beat Tennessee 17-14 in the divisional playoffs at Gillette Stadium.

Jan. 18 New England hosted the AFC Championship for the second time in club history and advanced to the fourth Super Bowl in team annals with a 24-14 win over the Indianapolis Colts.

Jan. 21 Robert K. Kraft celebrated the 10th anniversary of his purchase of the franchise.

Feb. 1 The Patriots won the Super Bowl for the second time in three seasons with a thrilling 32-29 victory over Carolina in Super Bowl XXXVIII at Reliant Stadium in Houston.

Feb. 3 More than 1.5 million Patriots fans jammed the streets of Boston for a victory parade that ends with a rally at City Hall Plaza.

March 21 The Patriots brought the Lombardi Trophy to Manchester, N.H., to celebrate their Super Bowl XXXVIII victory with the fans of New Hampshire.

April 7 The Patriots brought the Lombardi Trophy to a victory parade in Portland, Maine.

April 9 Robert Kraft threw out the first pitch at the Boston Red Sox 2004 Opening Day ceremonies at Fenway Park.

April 22 The Patriots released the DVD "3 Games to Glory II," at a premiere event in Randolph, Mass. The two-disc set contains nearly five hours of features chronicling and commemorating the Patriots record-setting 2003 season.

May 8 The Patriots brought the Lombardi Trophy to Water Fire in Providence, R.I., to share their Super Bowl victory with the fans of Rhode Island.

May 10 The Patriots visited the White House, where they were honored by President George W. Bush.

June 13 Robert Kraft presented the Patriots with Super Bowl XXXVIII rings in a ceremony at his home.

Sept. 9 The Patriots opened the NFL's 2004 regular season with a 27-24 victory over Indianapolis in a Thursday prime-time matchup at Gillette Stadium. Robert Kraft unveiled the team's second Super Bowl Championship Banner as part of a star-studded pregame ceremony that included musical performances from Elton John, Toby Keith, Destiny's Child and Lenny Kravitz.

Oct. 10 New England set the all-time pro football record with its 19th consecutive victory, a 24-10 win over the Miami Dolphins at Gillette Stadium. The winning streak eventually extended to 21 games.

Dec. 12 The Patriots clinched their eighth AFC East crown following a 35-28 win over Cincinnati in Foxborough.

2005

Jan. 16 New England advanced to the AFC Championship Game with a 20-3 victory over Indianapolis amid snowy conditions at Gillette Stadium. The Patriots held the highest-scoring offense in the NFL to just a field goal.

Jan. 23 The Patriots won their fifth AFC Championship with a 41-27 victory over the Pittsburgh Steelers at Heinz Field, setting a franchise playoff record for points against the NFL's top defense.

Feb. 6 The Patriots outlasted the Philadelphia Eagles in Super Bowl XXXIX, posting a 24-21 win for their third championship. The Patriots became just the second franchise in NFL history to win three out of four Super Bowls.

Feb. 8 More than a million fans line the streets of Boston as the Patriots take part in a rolling rally through the city.

March 20 The Patriots brought the Lombardi Trophy to Manchester, N.H., to celebrate with the fans of New Hampshire.

April 8 The Patriots brought the Lombardi Trophy to a victory parade in Portland, Maine.

April 13 The Patriots returned to the White House to be honored as champions by President Bush.

April 21 The commemorative DVD "3 Games to Glory III" was released at a premiere event in Randolph, Mass.

June 12 Robert Kraft presented the Patriots with Super Bowl XXXIX rings in a ceremony at his home.

HISTORICAL TIMELINE: 2005-07

Sept. 8 The Patriots raised their third Super Bowl banner prior to a 30-20 victory over the Oakland Raiders in the 2005 regular-season opener.

Sept. 19 Forbes magazine names the Patriots "The Best Team in Sports" and Robert Kraft appears on the cover of the issue.

Dec. 4 On a snowy day, the Patriots defeat the New York Jets, 16-3, to improve to 9-0 all-time in snow games in Foxborough.

Dec. 12 Quarterback Tom Brady is named Sports Illustrated's Sportsman of the Year.



Dec. 17 The Patriots clinch their third straight AFC East title with a 28-0 victory over Tampa Bay in Foxborough. The title marked New England's fourth division championship in a five-year span.

2006

Jan. 1 The Patriots celebrate the 25th anniversary of the 1985 AFC Championship team by honoring 50 former players and coaches at halftime of the 2005 regular-season finale at Gillette Stadium.

Jan. 7 The Patriots defeat the Jacksonville Jaguars, 28-3 in a wild card playoff game. The victory was New England's 10th consecutive playoff win, setting an all-time NFL record.

Nov. 5 Troy Brown grabs his 535th career reception, in a game against the Indianapolis Colts, passing Stanley Morgan (534 receptions) to become the Patriots all-time receptions leader.

Dec. 24 The Patriots capture their fourth consecutive AFC East title with a 24-21 victory over the Jacksonville Jaguars. Their four straight titles ties the AFC East division record.

2007

Jan. 7 New England defeats the N.Y. Jets 37-16 in a first-round playoff game at Gillette Stadium. The Patriots streak of four straight seasons with a playoff victory tied the fifth longest such streak in NFL history.

Jan. 14 The Patriots advance to their third AFC Championship Game in four seasons with a 24-21 road win against the top-seeded San Diego Chargers.

May 20 The Kraft Group makes public its plans for Patriot Place, a super-regional shopping and entertainment destination on the grounds of Gillette Stadium. The development will include a mix of more than 70 retail and entertainment options for visitors.

May 20 The Kraft Group unveils its vision for The Hall at Patriot Place, a football-themed museum to be located within the larger Patriot Place development and slated to open in Fall 2008. The Hall will honor Patriots greats and will give fans an opportunity to celebrate the team's championship tradition through a cutting-edge multimedia experience.

Aug. 27 Stanley Morgan is enshrined in the Patriots Hall of Fame in an induction ceremony at the Patriots Kickoff Gala at Gillette Stadium.

Sept. 6 Robert Kraft is ranked as the top NFL owner on Sports Business Journal's list of the 20 most influential people in the NFL.

Sept. 9 Ellis Hobbs returns a kickoff 108 yards for a touchdown in the Patriots season opener, setting an NFL record for the longest kickoff return in league history.

Oct. 21 Tom Brady throws a franchise-record six touchdown passes in a 49-28 win over the Dolphins. His 158.3 passer rating in the game is the second perfect rating in Patriots history.

Nov. 4 Tom Brady throws his 33rd touchdown pass of the season, setting a franchise record in a 24-20 victory over Indianapolis Colts. The game between the 7-0 Patriots and the 8-0 Colts was the latest matchup of undefeated teams in NFL history.

Nov. 14 Bass Pro Shops holds its grand opening at Patriot Place.

Nov. 18 The Patriots tie a franchise record for points in a 56-10 win at Buffalo. Randy Moss sets a team record with four touchdown catches.

Nov. 19 A topping off ceremony is held for The Hall at Patriot Place.

Dec. 3 The then-largest audience in cable television history (17.5 million) watches the Patriots thrilling last-minute 27-24 victory over Baltimore on Monday Night Football.

Dec. 9 The Kraft Group and CBS Corp. announce plans to launch The CBS Scene Restaurant and Bar, a 15,000 sq. ft. state-of-the-art entertainment and sports venue at Patriot Place.

Dec. 29 The Patriots defeat the New York Giants, 38-35, to complete the first 16-0 regular season in NFL history. Tom Brady sets a new NFL record with his 50th touchdown pass and Randy Moss sets a league mark with his 23rd touchdown reception. The Patriots finish the season with a league-record 589 points and 75 touchdowns.

HISTORICAL TIMELINE: **2007-09**

Randy Moss set an NFL record with his 23rd touchdown catch of the season on Dec. 29, 2007 in a game against the New York Giants.

2008

Jan. 5 Tom Brady is named the NFL's Most Valuable Player by the Associated Press.

Jan. 20 The Patriots win their sixth AFC Championship with a 20-12 victory over San Diego at Gillette Stadium, advancing to Super Bowl XLII with an unprecedented 18-0 record.

Jan. 27 More than 15,000 fans and Massachusetts Governor Deval Patrick participate in a snowy send-off rally at Gillette Stadium as the Patriots depart for Arizona and Super Bowl XLII.

Feb. 2 Andre Tippett is elected to the Pro Football Hall of Fame, becoming the second player to earn the honor after playing his entire career as a Patriot.

Feb. 3 The Patriots fall to the New York Giants, 17-14, in Super Bowl XLII. The Patriots take a 14-10 lead with 2:42 remaining, but a Giants touchdown with 0:35 left clinches the game.

Mar. 11 The Hall at Patriot Place launches the website newenglandfootball.com, an initiative to promote high school football in New England.

July 7 Ben Coates is elected to the Patriots Hall of Fame by fan voting on Patriots.com.

Aug. 2 Andre Tippett is inducted into the Pro Football Hall of Fame in Canton, Ohio. He is presented by Patriots Chairman and CEO Robert Kraft, and joins John Hannah as the only career Patriots in the Pro Football Hall of Fame.

Sept. 6 The Kraft Group and CBS open CBS Scene Restaurant & Bar, a three-story, 15,000-square-foot, one-of-a-kind entertainment and dining destination at Patriot Place, with a star-studded red carpet event.

Sept. 18 A ribbon-cutting ceremony is held at The Hall at Patriot Place presented by Raytheon, unveiling a first-of-its-kind experience that showcases the history of the New England Patriots, provides a permanent home for the franchise's Hall of Fame and promotes math and sciences education through football.

Sept. 20 In a ceremony attended by thousands of Patriots fans outside The Hall at Patriot Place, 12 members of the Patriots Hall of Fame were re-inducted and Ben Coates was inducted as the 13th member.

Sept. 22 The Hall at Patriot Place presented by Raytheon opens to the public.

Patriots Hall of Famers (from left) Ben Coates, Stanley Morgan, Steve Grogan, Mike Haynes, Andre Tippett, Nick Buoniconti, Steve Nelson, John Hannah and Vito "Babe" Parilli were honored at halftime of a Sept. 21, 2008 game at Gillette Stadium as part of the inaugural Induction Weekend at The Hall at Patriot Place presented by Raytheon.

Sept. 25 Wide receiver Troy Brown announces his retirement from football. His significant contributions in all three phases of the game – offense, defense and special teams – made him one of the most beloved players in the history of the Patriots franchise.

Oct. 20 Andre Tippett, a member of the Pro Football Hall of Fame Class of 2008, is honored at Andre Tippett Night at Gillette Stadium.

2009

Jan. 22 The Patriots unveil their 50th season logo, which will brand all of the team's activities in 2009.

March 24 On the occasion of the team's 50th season, Patriots Chairman and CEO Robert Kraft inducts William H. "Billy" Sullivan, the team's founder, into the Patriots Hall of Fame as the first contributor to be enshrined.

June 10 Jim Nance is elected to the Patriots Hall of Fame by fan voting on Patriots.com.

HISTORICAL TIMELINE: **2009-10**

Oct. 18 The Patriots set team records for points in a game (59) and total net yards (619) in a 59-0 victory vs. Tennessee in snowy conditions at Gillette Stadium. Tom Brady sets an NFL record with five touchdown passes in the second quarter.

Oct. 25 The Patriots play their first game on foreign soil as part of the NFL's International Series in front of 84,000 fans at London's historic Wembley Stadium. The Patriots defeat the Tampa Bay Buccaneers, 35-7.

Nov. 30 Tom Brady passes Drew Bledsoe (29,657) to become New England's all-time passing leader.

Dec. 6 Randy Moss and Wes Welker both go over 1,000 yards receiving at Miami to become the first Patriots players and only the sixth set of players in NFL history to have three straight 1,000-yard seasons.

Dec. 13 Wes Welker reaches 100 receptions for the third consecutive season on a 6-yard pass from Tom Brady in the third quarter vs. Carolina. Welker reached 100 receptions in his 11th game of the season to tie Marvin Harrison for the fewest individual games played to reach 100 receptions in a season in NFL history.

Dec. 20 The Patriots beat Buffalo, 17-10, to win their ninth game of the season and become the first team to win more than half of their games in nine straight seasons since free agency began in 1993 and only the fifth team to do so since the 1970 merger.

Dec. 27 The Patriots clinch the AFC East Division title for the seventh time in nine seasons with a 35-7 victory over the Jacksonville Jaguars at Gillette Stadium. The Patriots earned their 11th playoff berth in the 16 seasons since Robert Kraft purchased the team.

2010

June 14 Sam "Bam" Cunningham, the franchise's all-time leading rusher, is selected by fans as the 2010 inductee to the Patriots Hall of Fame.

Aug. 2 Patriot Place announces the completion of a photovoltaic power system that will generate approximately 525 kilowatts of clean, renewable solar power at Patriot Place.

Oct. 4 The Patriots become the first team in NFL history to score a touchdown five different ways in the same game at Miami. The Patriots score a rushing touchdown, a receiving touchdown, have a kickoff returned for a touchdown, block a field goal that is returned for a touchdown and return an interception for a touchdown.

Oct. 23 Gillette hosts the "Colonial Clash" between the University of Massachusetts and the University of New Hampshire, the first college football game ever to be played at Gillette Stadium.

Nov. 25 Tom Brady records a perfect quarterback rating after finishing 21-of-27 for 341 yards with four touchdowns and no interceptions in a 45-24 victory at Detroit on Thanksgiving Day. It is the second time in his career that he has finished with a perfect rating (10/21/07 at Miami), making him the third player ever to have more than one game with a perfect rating (min. 20 attempts).

Dec. 12 New England qualifies for the playoffs for the 18th time in its 51-year history with a 36-7 win at Chicago to mark the 12th playoff appearance in the 17 years that Robert Kraft has owned the franchise.

HISTORICAL TIMELINE: 2010-12

2010 (CONT.)

Dec. 26 The Patriots clinch the AFC East Championship and the AFC's top seed, including home-field advantage throughout the playoffs with a 34-3 victory at the Buffalo Bills.

Dec. 28 QB Tom Brady, G Logan Mankins, LB Jerod Mayo, CB Devin McCourty, S Brandon Meriweather and DL Vince Wilfork are selected to the 2011 AFC Pro Bowl team. (WR Wes Welker and LT Matt Light are later added to the roster.)

2011

Jan. 2 BenJarvus Green-Ellis rushes for 80 yards in the regular-season finale against the Dolphins to give him 1,008 yards on the season. He becomes the 11th New England player to record a 1,000-yard rushing season and the first since Corey Dillon in 2004.

Jan. 2 New England head coach Bill Belichick guides the Patriots to an NFL-best 14-2 after a 38-7 win over Miami. Belichick becomes the first head coach ever to win at least 14 regular-season games in four separate seasons.

Feb. 2 Bill Belichick is named the Associated Press Coach of the Year for the third time in his career.

Feb. 3 The Patriots offensive line is named the 2010 Madden Most Valuable Protectors.

Feb. 6 Tom Brady is named the Associated Press NFL Most Valuable Player for the second time in his career. He is the first ever unanimous selection.

March 27 Jon Morris selected to the Patriots Hall of Fame by 10-person senior selection committee.

May 16 Drew Bledsoe is elected to the Patriots Hall of Fame in voting by fans on Patriots.com.

July 25 Robert Kraft and Colts C Jeff Saturday share a now-iconic moment during a news conference announcing the end of the four-and-a-half-month lockout. Kraft was recognized by the players and owners as critical in getting the deal done.

Aug. 11 The Patriots dedicate the 2011 season to the late Myra Kraft and debut "MHK" patches on player jerseys and coaching apparel to be worn throughout the season in her honor.

Dec. 18 With a win at Denver, the Patriots clinch a playoff birth for the 13th time in the 18 seasons since Robert Kraft purchased the team in 1994.

Dec. 27 Eight Patriots are selected to the Pro Bowl: Tom Brady, Andre Carter, Rob Gronkowski, Logan Mankins, Matthew Slater, Brian Waters, Wes Welker and Vince Wilfork.

2012

Jan. 14 The Patriots set single-game playoff franchise records for points (45) and yards (509) at home in a 45-10 AFC Divisional round win over Denver.

Jan. 22 New England advanced to its seventh Super Bowl (sixth of the Kraft era) as a last-minute Ravens field goal attempt sails wide left and the Patriots hang on for a 23-20 victory.

Feb. 5 The Patriots fell behind to the Giants early and battled back to claim a 17-9 second-half lead. But the N.Y. Giants engineered an 88-yard touchdown drive late in the fourth quarter to defeat the Patriots, 21-17, in Super Bowl XLVI.

May 7 Veteran T Matt Light formally announces his retirement in a press conference at the Hall at Patriot Place presented by Raytheon after a stellar 11-year NFL career. Chairman and CEO Robert Kraft and head coach Bill Belichick shared their memories in front of a packed house that included fans, media, family members as well as the entire offensive line.

June 4 Troy Brown is elected to the Patriots Hall of Fame in voting by fans on Patriots.com.

July 20 Longtime Patriots radio color analyst Gino Cappelletti announces his retirement from the broadcast booth. Former Patriots QB Scott Zolak replaces him in the booth.

Oct. 9 Veteran RB Kevin Faulk formally announces his retirement in a press conference at the Hall at Patriot Place presented by Raytheon. Faulk, a 1999 second-round pick (46th overall) out of LSU, ended his career as the Patriots all-time leading return specialist, totaling 5,041 combined return yards (4,098 kick return yards and 943 punt return yards). Faulk ranks fifth in Patriots history in rushing yards (3,607), fifth in receptions (431), 12th in pass receiving yards (3,701) and sixth in total punt return yards (943).

Oct. 28 The Patriots play their second game on foreign soil as part of the NFL's International Series in front of 84,000 fans at London's historic Wembley Stadium. The Patriots defeat the St. Louis Rams, 45-7.

Dec. 2 Patriots defeat the Dolphins to clinch their 15th division crown in franchise history, marking the second earliest the team has wrapped up the division title (Nov. 25, 2007).

HISTORICAL TIMELINE: 2012-15

Dec. 10 With a 42-14 win over the Houston Texans on Monday Night Football, the Patriots reached at least 10 regular season wins for the 10th consecutive season. San Francisco (16) is the only other team to accomplish that feat.

Dec. 27 Seven Patriots are selected to the Pro Bowl: Tom Brady, Rob Gronkowski, Logan Mankins, Jerod Mayo, Matthew Slater, Wes Welker and Vince Wilfork.

Dec. 30 During a pregame ceremony to honor Gil Santos and Gino Cappelletti, Patriots Chairman and CEO Robert Kraft announced that Santos, the legendary Voice of the New England Patriots, would be a 2013 inductee into the Patriots Hall of Fame. Santos becomes just the second non-player to earn the honor as a contributor for his off-field contributions to the team. The Patriots went on to defeat the Dolphins, 28-0 and clinch the No. 2 seed in the AFC.

2013

Jan. 20 The Patriots fall to the Ravens, 28-13, in the AFC Championship game, marking only the second time in team history the club has dropped a conference championship game.

May 21 Tedy Bruschi is elected to the Patriots Hall of Fame in voting by fans on Patriots.com.

Nov. 24 The Patriots came back from a 24-point deficit to defeat the Denver Broncos, 34-31, in overtime, marking the largest comeback win in team history. New England trailed 24-0 at halftime.

Dec. 22 The New England Patriots put on a performance worthy of a division champion as they breezed to a 41-7 victory over the defending Super Bowl Champion Baltimore Ravens. The Patriots (11-4) were assured of their fifth straight AFC East title before the game started when Miami lost at Buffalo. New England qualified for the playoffs 21 times in its history and 15 times under owner Robert Kraft. It marks the 11th division crown for Bill Belichick, tied with Don Shula for the most division titles since the 1970 merger. Tom Brady has now led the Patriots to 11 division titles, more than any other starting quarterback in NFL history.

Dec. 27 Four Patriots are selected to the Pro Bowl: Tom Brady, Logan Mankins, Matthew Slater and Aqib Talib. Stephen Gostkowski would also be added later.

2014

Jan. 11 The Patriots defeat the Indianapolis Colts, 43-22, in a Divisional Playoff at Gillette Stadium, notching 40 points in a Divisional Round game for the third straight year. RB LeGarrette Blount tied a team playoff record with 166 rushing yards and set a franchise record with four touchdowns (regular season or playoffs).

Jan.19 The Patriots lose the AFC Championship Game in Denver, 26-16, marking the team's third straight appearance in the conference title game and its second consecutive defeat.

May 19 Ty Law is elected to the Patriots Hall of Fame by fan voting on Patriots.com.

Oct. 5 Tom Brady becomes the sixth quarterback in NFL history to reach 50,000 passing yards in a win vs. Cincinnati.

Nov. 2 WR Julian Edelman set a franchise record with his fourth career punt return touchdown when he returned a punt 84 yards for a touchdown in a win vs. Denver. Tom Brady passes John Elway into fifth place on the NFL's all-time passing yards list.

Nov. 16 RB Jonas Gray amasses 201 yards rushing on 37 attempts and four rushing touchdowns in a win at Indianapolis. Gray set a new team record with four rushing touchdowns and tied the team record for most overall touchdowns in a single game. He became the first Patriots player to rush for 100 yards in each half of a game, the first player in NFL history to score his first four career rushing touchdowns in a game since 1921 and tied a single-game NFL record with 15 rushing first downs.

Dec. 14 The Patriots clinch an AFC East record sixth consecutive division title and qualify for the playoffs for the 22nd time in team history in the win vs. Miami. It is the 16th time in 22 seasons under Robert Kraft ownership that New England has qualified for the playoffs. Bill Belichick passes Don Shula with his 12th division championship, most for a head coach since the 1970 merger.

Dec. 21 The victory at N.Y. Jets is the 250th under Robert Kraft in 368 games, tying George Halas for the fastest an owner has reached 250 wins.

Dec. 23 Seven Patriots are selected to the Pro Bowl: Tom Brady, Julian Edelman, Stephen Gostkowski, Rob Gronkowski, Devin McCourty, Darrelle Revis and Matthew Slater.

Dec. 28 New England finished the 2014 regular season with a 12-4 record and the top seed in the AFC playoffs. The Patriots have earned the number one seed five times (2014, 2011, 2010, 2007, and 2003). New England's 12 wins mark the ninth time in franchise history that the Patriots have recorded 12 or more victories in the regular season, and it is the ninth time in the last 12 years that the Patriots have had at least 12 regular-season wins. The Patriots have had at least 12 wins in five straight seasons dating back to 2010. The Patriots finished with a 12-4 regular season record for the third straight year.

2015

Jan. 10 The Patriots defeat Baltimore, 35-31, in an AFC Divisional Playoff after twice facing 14-point deficits in the game (14-0 and 28-14), becoming the first team in NFL postseason history to achieve the feat. The 14-point comeback was the largest in the team's postseason history, topping the 11-point comeback in a 24-21 win at San Diego on Jan. 14, 2007. Bill Belichick passed Tom Landry for most playoff wins with 20 and Tom Brady set a new playoff record with his 46th career postseason touchdown pass.

HISTORICAL TIMELINE: **2015-16**

2015 (CONT.)

Jan. 18 The Patriots capture their record-tying eighth Super Bowl berth in franchise history with a 45-7 win over Indianapolis in the AFC Championship Game at Gillette Stadium. The seven Super Bowl appearances since Robert Kraft purchased the team in 1994 are most in the NFL over that span and Kraft is the first owner to have his team in seven Super Bowl.

Feb. 1 The New England Patriots win their fourth Super Bowl in franchise history in a dramatic, 28-24 victory over the Seattle Seahawks in Super Bowl XLIX in Glendale, Ariz. Bill Belichick matches Chuck Knoll with his fourth Super Bowl victory and Tom Brady ties Joe Montana and Terry Bradshaw for most Super Bowl wins. Brady also matches Montana with his third Super Bowl MVP award while completing a Super Bowl record 37 passes while leading his team back from a 10-point deficit in the fourth quarter, the greatest fourth-quarter comeback in Super Bowl history. He threw at least three touchdown passes in all three playoff games and now owns the NFL record for touchdown passes in the postseason (53) and the Super Bowl (13).Undrafted rookie CB Malcolm Butler intercepted a Seahawks pass at the Patriots goal line with 20 seconds remaining to seal the victory for New England.

Feb. 4 More than a million fans line the streets of Boston as the Patriots take part in a rolling rally through the city.

April 2 Houston Antwine is selected to the Patriots Hall of Fame by a 10-person senior selection committee.

May 26 Willie McGinest is elected to the Patriots Hall of Fame by fan voting on Patriots.com.

Sept. 27 Tom Brady becomes the fourth NFL player to reach 400 career touchdowns on a 1-yard touchdown pass to WR Danny Amendola in the second quarter of a 51-17 win over the Jacksonville Jaguars.

Nov. 15 Stephen Gostkowski sets a new team record for most field goals with two conversions in a game at the N.Y. Giants to surpass Adam Vinatieri's previous mark of 263. Gostkowski's 31-yard field goal in the second quarter ties Vinatieri and then his 54-yard game-winning field goal gives him the team record.

Nov. 15 The Patriots set a new NFL record by scoring in 32 consecutive quarters on Tom Brady's 1-yard touchdown pass to TE Scott Chandler in the first quarter of the win over the Giants. The streak will halt at 38 straight scoring quarters.

Nov. 23 The Patriots become the fourth defending Super Bowl champion to start a season 10-0, joining Green Bay (2011 – 13-0), Denver (1998 – 13-0) and San Francisco (1990 – 10-0), with a win over Buffalo. It also marks the second time New England has started a season 10-0 (2007, 16-0).

Dec. 13 Rob Gronkowski eclipses 1,000 yards receiving and 10-plus touchdowns for the third time in his career in the win over Houston, becoming the only tight end in NFL history with three 1,000-yard and double-digit TD seasons.

Dec. 20 With a win at home over Tennessee, the Patriots have now won the AFC East for seven consecutive seasons, joining the Los Angeles Rams (1973-79) as the only teams to win seven consecutive division titles.

2016

Jan. 16 New England defeats Kansas City at Gillette Stadium in an AFC Divisional Playoff to advance to the AFC Championship Game for the fifth straight season. The Patriots join Oakland (1973-77) as the only other team to reach five consecutive conference title games.

May 18 Kevin Faulk is elected to the Patriots Hall of Fame by fan voting on Patriots.com.

Oct. 30 Rob Gronkowski passes Stanley Morgan to become the Patriots all-time leader in touchdowns scored with his 53-yard second quarter score in the 41-25 win at Buffalo for his 69th touchdown overall and 68th touchdown receiving.

Nov. 27 Tom Brady becomes just the fifth quarterback in NFL history to reach 60,000 passing yards on an 18-yard second quarter completion to Julian Edelman in the Patriots 22-17 victory over the New York Jets.

Dec. 3 The Kraft family welcomes the members of the 2001 Super Bowl XXXVI championship-winning team in a weekend-long special celebration of the 15-year anniversary of the organization's first league title.

Dec. 4 Tom Brady becomes the NFL's all-time winningest quarterback (regular season and postseason) with his 201st victory in a 26-10 win over the Los Angeles Rams at Gillette Stadium.

Dec. 18 The Patriots clinch their eighth straight AFC East division title with a 16-3 win at Denver, surpassing the Los Angeles Rams seven straight from 1973-1979 as the NFL record for consecutive division titles.

HISTORICAL TIMELINE: **2017-18**

2017

Jan. 1 With a 35-14 win over the Miami Dolphins the Patriots join the San Francisco 49ers (3 times) as the only NFL team with two 8-0 undefeated road seasons (2007,2016).

Jan. 14 The Patriots advance to their NFL-record sixth straight AFC Championship game with their 34-16 Divisional Playoff victory over the Houston Texans, setting a new mark for consecutive championship game appearances by a team.

Jan. 22 The Patriots advance to their NFL-record ninth Super Bowl overall and eighth appearance under the ownership of Robert Kraft with a 36-17 victory over the Pittsburgh Steelers in the AFC Championship game at Gillette Stadium. Head coach Bill Belichick captures his seventh conference championship, the most by a head coach in the Super Bowl era.

Feb. 5 The Patriots complete the biggest comeback in Super Bowl history with their 34-28 overtime victory over the Atlanta Falcons in Super Bowl LI in Houston, Texas. Down 25 points with less than nine minutes to play in the third quarter, the Patriots rallied to score 31 unanswered points on five of their final six offensive drives to claim the victory. The organization's fifth Super Bowl title is tied for second-most in league history, while Bill Belichick becomes the first head coach to win five Super Bowl titles. Tom Brady surpasses Joe Montana as the only player with four Super Bowl MVP awards and sets three Super Bowl records with most passes in a game (62), most completions (43) and most passing yards (466). Brady also becomes the only quarterback in NFL history to win five Super Bowls and ties Hall of Fame defensive lineman Charles Haley as the only players to play on five Super Bowl-winning teams.

Feb. 7 More than one million fans line the streets of Boston as the Patriots enjoy their fifth rolling rally through the city to celebrate their fifth Super Bowl title.

May 22 Raymond Clayborn is elected to the Patriots Hall of Fame by fan voting on Patriots.com.

Sept. 17 Tom Brady throws for 447 yards and three touchdowns in a Week 2 win over the New Orleans Saints, earning his 28th Player of the Week honor for his efforts, which surpassed Peyton Manning for the most such awards all time.

Oct. 1 With a 43-yard reception in the second quarter vs. Carolina, Rob Gronkowski surpasses Wes Welker for the most receiving yards from Tom Brady with 6,338 yards in his career.

Oct. 15 With a 24-17 victory over the New York Jets, Tom Brady surpassed Peyton Manning and Brett Favre (186) for the most regular season wins by a starting quarterback in NFL history with his 187th victory.

Nov. 12 With a 41-16 victory over the Denver Broncos at Sports Authority Field, Tom Brady earns his 86th career road victory, breaking a tie with Peyton Manning for the most such wins by a quarterback in NFL history.

Nov. 12 The Patriots play in their third game on foreign soil as part of the NFL's International Series in front of 77,000 fans at Mexico City's historic Estadio Azteca. The Patriots improve to 3-0 on international soil with a 33-8 win over the Oakland Raiders.

Nov. 12 With a 33-8 victory over the Oakland Raiders in Mexico City, Bill Belichick earns his 271st career victory as a head coach and passes Tom Landry for sole possession of third place all-time, trailing only George Halas and Don Shula.

Nov. 12 Stephen Gostkowski sets a new franchise record with a 62-yard field goal at the end of the second quarter of the victory over the Oakland Raiders in Mexico City.

Dec. 31 The Patriots defeat the New York Jets 26-6 in the season finale and earn the top seed in the AFC playoffs for the seventh time in franchise history, extending their NFL record of most top seeds earned since the current playoff format was instituted in 1990.

2018

Jan. 13 The Patriots defeated the Tennessee Titans 35-14 in the Divisional round to set a new NFL record of seven straight seasons of playoff advancement, surpassing the Dallas Cowboys previous record of six (1991-96).

Jan. 21 Down 10 points in the fourth quarter, Tom Brady led two fourth quarter scoring drives - both capped by touchdown receptions from Danny Amendola - to give the Patriots a 24-20 victory in the AFC Championship game over the Jacksonville Jaguars. The win clinched the organization's NFL-record 10th Super Bowl berth and the ninth appearance since Robert Kraft purchased the team in 1994.

Feb. 3 Tom Brady is named the Associated Press NFL Most Valuable Player for the third time in his career.

Feb. 4 The Patriots make their NFL-record 10th Super Bowl appearance and the ninth under Robert Kraft's ownership but ultimately fall to the Philadelphia Eagles 41-33 in Super Bowl LII. The team set several Super Bowl records amidst a prolific

HISTORICAL TIMELINE: **2018-19**

2018 (CONT.)

offensive performance. The 613 yards of overall offense are the most in Super Bowl history, while Tom Brady's 505 yards passing set a new Super Bowl record, surpassing his record-setting 466-yard performance the year before in Super Bowl LI vs. Atlanta. The Patriots also become the first team in Super Bowl history to have three receivers with 100-plus yards when Danny Amendola (152), Chris Hogan (128) and Rob Gronkowski (116) all surpass the century mark.

May 16 Matt Light is elected to the Patriots Hall of Fame by fan voting on Patriots.com.

Sept. 30 Robert Kraft won his 300th game overall as owner of the New England Patriots vs. Miami. Mr. Kraft reached the milestone in his 25th NFL season and in his 432nd game, the fastest an owner has reached the milestone. Al Davis of Oakland accomplished the feat in 495 games (31 seasons) while Pat Bowlen of Denver reached 300 career wins in 501 games (30 seasons).

Oct. 14 The Patriots victory over Kansas City was their 218th win since 2000. New England moved past the San Francisco 49ers (217 wins - 1980s-90s) for the most regular-season wins over two consecutive decades.

Nov. 25 The Patriots win at the N.Y. Jets put the team at 8-3 and secured a record of .500 or better for the 18th straight season, behind only Dallas, who had 21 straight seasons at .500 or better.

Dec. 2 The win vs. Minnesota moved the team to 9-3 and guaranteed a plus-.500 record for an 18th consecutive season, the most consecutive winning seasons since the 1970 merger.

Dec. 23 A win over the Buffalo Bills secured a Patriots playoff berth for an NFL-record 10th consecutive season and extended their NFL record with a 10th straight division title. New England joined the Atlanta Braves (14) as the only franchise from the NFL, NBA, NFL or NHL to win at least 10 consecutive division championships. The victory was also the team's 10th of the season, tying San Francisco (1983-98) for most consecutive seasons with at least 10 wins with 16.

2019

Jan. 13 New England captured a 41-28 AFC Divisional Playoff victory over the Los Angeles Chargers, extending NFL records by advancing in the postseason for the eight consecutive season and qualifying for an eight straight conference championship game. The Patriots also tied an NFL record by winning their 16th Divisional Playoff game and set a new NFL record with their 127th overall win in a decade.

Jan. 20 The Patriots defeat Kansas City, 37-31, in overtime to advance to an NFL -record 11th Super Bowl (10th under Robert Kraft) and joined Miami (3) and Buffalo (4) as the only NFL teams to reach three consecutive Super Bowls. The victory also marked the franchise's 36th postseason win, tying Pittsburgh for most playoff wins all-time.

Feb. 3 In a rematch of Super Bowl XXXVI 17 years to the day, the Patriots defeat the Rams, 13-3, to capture the club's sixth Super Bowl, tying Pittsburgh for most Super Bowls in NFL history. The Patriots also won their 37th playoff game, moving past the Steelers for most postseason wins in NFL history. Bill Belichick joined George Halas and Curly Lambeau as the only NFL coaches to win six NFL championships and Tom Brady broke a tie with Charles Haley as the only player to play on six Super Bowl-winning teams. He also passed Adam Vinatieri with his 237th victory overall, the most in NFL history. Julian Edelman notches 10 receptions for 141 yards and becomes the first wide receiver since Santonio Holmes (Super Bowl XLIII) to win the Super Bowl's Most Valuable Player Award.

April 4 Leon Gray is selected to the Patriots Hall of Fame by a 10-person senior selection committee.

May 6 Rodney Harrison is elected to the Patriots Hall of Fame by fan voting on Patriots.com.

Sept. 22 With a 30-14 victory over the New York Jets at Gillette Stadium, New England claims its 116th regular-season win of the decade, moving out of a tie with Indianapolis for most regular-season wins in a decade. The Patriots would finish the decade with 125 regular-season wins total.

Oct. 10 In a win over the Giants at home, Tom Brady moved past Peyton Manning (71,940) into second place for most career regular-season passing yards.

Oct. 27 The 27-13 win over Cleveland at home gives the Patriots an 8-0 record and a .500 or better record for a 19th consecutive season, second all-time behind the 21 by Dallas (1965-85). Bill Belichick becomes the third NFL coach to reach 300 career victories, joining Don Shula and George Halas as the only NFL head coaches to achieve the feat. Belichick achieved the feat in 434 games, faster than Shula (445 games) and Halas (455 games).

Nov. 3 With his 558th career reception, Julian Edelman pases Troy Brown into second place on the Patriots all-time receptions list.

Nov. 17 A 17-10 win over the Eagles in Philadelphia guarantees New England a 34th winning record for the 34th season overall and the 19th straight. Pittsburgh is first with 36 winning seasons overall and Dallas went 20 straight seasons with a winning record from 1966-85.

HISTORICAL TIMELINE: **2019-20**

Nov. 24 The Patriots defeat the Cowboys for their 17th consecutive season with at least 10 wins, moving past San Francisco's 16 (1983-98) for most consecutive seasons with at least 10 wins.

Dec. 17 Matthew Slater earns his eighth career Pro Bowl selection as a special teams player. Slater's eighth Pro Bowl nod surpasses Steve Tasker (1987, 90-95) for most Pro Bowl honors as a special teams player in NFL history.

Dec. 21 A victory over the Buffalo Bills at Gillette Stadium secured a Patriots playoff berth for an NFL-record 11th consecutive season and extended their NFL record with a 11th straight division title.

Dec. 29 In the regular-season finale vs. Miami, Tom Brady moved past Peyton Manning (539) into second place in NFL history with 541 career regular-season touchdown passes.

2020

Feb. 1 Stephon Gilmore is named 2019 AP NFL Defensive Player of the Year, the first Patriot to ever win the award. He becomes the first defensive back to win the award since 2010 and only the sixth overall.

April 20 The Patriots unveil new uniforms for the 2020 season. The blue home uniforms are mostly identical to the "Color Rush" navy-on-navy uniforms that debuted in 2016. The away trip uniform is white and complementary to the blue home uniform with strong red and blue stripes on the shoulders and blue numbers outlined in silver and red.

May 11 Richard Seymour is elected to the Patriots Hall of Fame by fan voting on Patriots.com.

RON BURTON **COMMUNITY SERVICE AWARD**

In 2003, Patriots owner Robert Kraft established the annual New England Patriots Ron Burton Community Service Award. The honor recognizes the Patriots player who most embodies the qualities of Burton, who was the first player drafted by the team in 1960 and was known for his commitment to the community and helping others. The award is given annually at the New England Patriots Charitable Foundation Kickoff Gala, and the recipient is honored on a permanent trophy that resides in the Patriots locker room.

RON BURTON AWARD WINNERS

2003 ..... Joe Andruzzi
2004 ..... Troy Brown
2005 ..... Matt Light
2006 ..... Jarvis Green
2007 ..... Ty Warren
2008 ..... Larry Izzo
2009 ..... Kevin Faulk
2010 ..... Vince Wilfork
2011 ..... Jerod Mayo
2012 ..... Zoltan Mesko
2013 ..... Matthew Slater
2014 ..... Devin McCourty
2015 ..... Nate Solder
2016 ..... Rob Gronkowski
2017 ..... Jordan Richards
2018 ..... Joe Cardona
2019 ..... Kyle Van Noy

Robert Kraft presents Kyle Van Noy with the 2019 Ron Burton Community Service Award at the New England Patriots Charitable Foundation Kickoff Gala.

PATRIOTS **HOME FIELD**

Regular Season Records Only



Foxboro Stadium also known as Schaefer Stadium (1971-82) and Sullivan Stadium (1983-89)

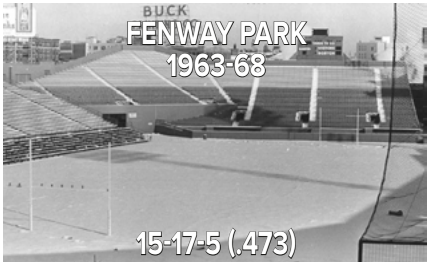

Year	Home Field	Home Record	Overall Record
1960	Boston University Field	3-4-0	5-9-0
1961	Boston University Field	4-2-1	9-4-1
1962	Harvard Stadium	1-0-0	
	Boston University Field	5-1-0	9-4-1
1963	B.C. Alumni Stadium	1-0-0	
	Fenway Park	4-1-1	7-6-1
1964	Fenway Park	3-2-1	10-3-1
	B.C. Alumni Stadium	1-0-0	
1965	Fenway Park	1-4-2	4-8-2
1966	Fenway Park	4-2-1	8-4-2
1967	B.C. Alumni Stadium	1-0-0	
	Fenway Park	1-4-0	3-10-1
1968*	Legion Field, Birmingham	0-1-0	
	Fenway Park	2-4-0	4-10-0
1969	B.C. Alumni Stadium	2-5-0	4-10-0
1970	Harvard Stadium	1-6-0	2-12-0
1971	Schaefer Stadium	5-2-0	6-8-0
1972	Schaefer Stadium	2-5-0	3-11-0
1973	Schaefer Stadium	3-4-0	5-9-0
1974	Schaefer Stadium	3-4-0	7-7-0
1975	Schaefer Stadium	2-5-0	3-11-0
1976	Schaefer Stadium	6-1-0	11-3-0
1977	Schaefer Stadium	6-1-0	9-5-0
1978	Schaefer Stadium	5-3-0	11-5-0
1979	Schaefer Stadium	6-2-0	9-7-0
1980	Schaefer Stadium	6-2-0	10-6-0
1981	Schaefer Stadium	2-6-0	2-14-0
1982	Schaefer Stadium	3-1-0	5-4-0
1983	Sullivan Stadium	5-3-0	8-8-0
1984	Sullivan Stadium	5-3-0	9-7-0
1985	Sullivan Stadium	7-1-0	11-5-0
1986	Sullivan Stadium	4-4-0	11-5-0
1987	Sullivan Stadium	5-3-0	8-7-0
1988	Sullivan Stadium	7-1-0	9-7-0
1989	Sullivan Stadium	3-5-0	5-11-0
1990	Foxboro Stadium	0-8-0	1-15-0
1991	Foxboro Stadium	4-4-0	6-10-0
1992	Foxboro Stadium	1-7-0	2-14-0
1993	Foxboro Stadium	3-5-0	5-11-0
1994	Foxboro Stadium	5-3-0	10-6-0
1995	Foxboro Stadium	3-5-0	6-10-0
1996	Foxboro Stadium	6-2-0	11-5-0
1997	Foxboro Stadium	6-2-0	10-6-0
1998	Foxboro Stadium	6-2-0	9-7-0
1999	Foxboro Stadium	5-3-0	8-8-0
2000	Foxboro Stadium	3-5-0	5-11-0
2001	Foxboro Stadium	6-2-0	11-5-0
2002	Gillette Stadium	5-3-0	9-7-0
2003	Gillette Stadium	8-0-0	14-2-0
2004	Gillette Stadium	8-0-0	14-2-0
2005	Gillette Stadium	5-3-0	10-6-0
2006	Gillette Stadium	5-3-0	12-4-0
2007	Gillette Stadium	8-0-0	16-0-0
2008	Gillette Stadium	5-3-0	11-5-0
2009	Gillette Stadium	8-0-0	10-6-0
2010	Gillette Stadium	8-0-0	14-2-0
2011	Gillette Stadium	7-1-0	13-3-0
2012	Gillette Stadium	6-2-0	12-4-0
2013	Gillette Stadium	8-0-0	12-4-0
2014	Gillette Stadium	7-1-0	12-4-0
2015	Gillette Stadium	7-1-0	12-4-0
2016	Gillette Stadium	6-2-0	14-2-0
2017	Gillette Stadium	6-2-0	13-3-0
2018	Gillette Stadium	8-0-0	11-5-0
2019	Gillette Stadium	6-2-0	12-4-0
TOTALS		**288-163-6**	**512-395-9**

*Notes one home game played in Birmingham, AL on Sep. 22, 1968 vs. N.Y. Jets.

PATRIOTS **ALL-TIME** ROSTER

Editor's Note: This list includes all players who have participated in at least one game for the Patriots or have accrued at least one season of veteran status with the team or were on the 53-man roster for at least one game. (*Notes incomplete information for games started.)

- A -

Name	Pos.	#	College	Years	GP	GS
Abdullah, Rabih	RB	27	Lehigh	2004	9	0
Abrams, Bobby	LB	50	Michigan	1995	9	1
Acks, Ron	LB	51	Illinois	1972-73	28	27
Adams, Bob	TE	80	Pacific	1973-74	24	12
Adams, George	RB	33	Kentucky	1990-91	18	8
Adams, Julius	DE	69,85	Texas Southern	1971-85,87	206	90
Adams, Philip	DB	26	South Carolina State	2011	6	0
Adams, Sam	OG	61	Prairie View	1972-80	119	90
Adams, Titus	DL	62	Nebraska	2009	2	0
Addison,Tom	LB	53	South Carolina	1960-67	14	11*
Agnew, Ray	DE	92	North Carolina State	1990-94	66	37
Aiken, Danny	LS	48	Virginia	2011-14	63	0
Aiken, Kamar	WR	16	Central Florida	2012	1	0
Aiken, Sam	WR	88	North Carolina	2008-09	28	9
Akbar, Hakim	S	29	Washington	2001	6	0
Akins, Chris	S	34	Arkansas-Pine Bluff	2003	12	0
Alexander, Eric	LB	49,52	Louisiana State	2004-09	45	0
Alexander, Rogers	LB	91	Penn State	1987	3	2
Allard, Don	QB	12	Boston College	1962	4	NA
Allen, Dwayne	TE	83	Clemson	2017-18	29	16
Allen, Marvin	RB	39	Tulane	1988-91	37	3
Allen, Ryan	P	6	Louisiana Tech	2013-18	96	0
Allen, Terry	RB	22	Clemson	1999	16	13
Allen, Will	CB	26	Syracuse	2012	0	0
Amendola, Danny	WR	80	Texas Tech	2013-17	69	29
Andrews, David	C	60	Georgia	2015-19	60	57
Andrews, Darren	WR	16	UCLA	2018	0	0
Andrews, Willie	DB	23	Baylor	2006-07	30	0
Andersen, Jason	C	67	BYU	1998-2000	18	0
Anderson, Bob	RB	33	Colorado	1975	5	0
Anderson, Darren	CB	25	Toledo	1992	1	0
Anderson, Mark	DE	95	Alabama	2011	16	1
Anderson, Ralph	S	49	West Texas State	1973	13	11
Anderson, Stephen	TE	80	California	2018	0	0
Andruzzi, Joe	G	63	Southern Connecticut State	2000-04	72	72
Antrum, Glenn	WR	48	Connecticut	1989	1	0
Antwine, Houston	DT	65	Southern Illinois	1961-71	142	58
Armstrong, Bruce	OT	78	Louisville	1987-2000	212	212
Arrington, Kyle	CB	27,24,25	Hofstra	2009-14	86	56
Arthur, Mike	C	65	Texas A&M	1993-94	44	38
Ashton, Josh	RB	31	Tulsa	1972-74	38	20
Ashworth, Tom	OT	68	Colorado	2002-05	37	30
Atchason, Jack	OE	85	Western Illinois	1960	1	NA
Atessis, Bill	DE	73	Texas	1971	5	0
Atkinson, Ricky	DB	22,37	S. Connecticut State	1987	1	0
Avezzano, Joe	OC	50	Florida State	1966	3	NA
Ayers, Akeem	LB	55	UCLA	2014	9	4
Ayi, Kole	LB	99	Massachusetts	2001	1	0

- B -

Baab, Mike	C	68	Texas	1988-89	31	28
Bademosi, Johnson	CB	29	Stanford	2017	16	3
Bahr, Matt	K	3	Penn State	1993-95	32	0
Bailey, Bill	RB	37	Cincinnati	1969	2	0
Bailey, Jake	P	7	Stanford	2019	16	0
Bailey, Rodney	DL	96	Ohio State	2004	0	0
Bain, Bill	OT	62	Southern Cal	1986	3	0
Baker, Chris	TE	86	Michigan State	2009	16	7

PATRIOTS **ALL-TIME** ROSTER

NAME	POS.	#	COLLEGE	YEARS	GP	GS
Baker, Melvin	WR	83	Texas Southern	1975	1	0
Baker, Rashad	S	32	Tennessee	2006-07	13	0
Baldinger, Rich	OL	74	Wake Forest	1993	15	15
Ballard, Jake	TE	88	Ohio State	2012	0	0
Ballou, Mike	LB	51	UCLA	1970	14	4
Banks, Willie	G	78	Alcorn A&M	1973	13	1
Banta-Cain, Tully	LB	48,95	California	2003-06, 09-10	85	21
Barber, Kantroy	FB	46	West Virginia	1996	0	0
Barker, Chris	OL	64	Nevada	2013-15	6	0
Barker, Jay	QB	7	Alabama	1995	0	0
Barnard, Brooks	P	8	Maryland	2003	1	0
Barner, Kenjon	RB	38	Oregon	2018	5	0
Barnes, Bruce	P	3	UCLA	1973-74	23	0
Barnes, Pete	LB	59	Southern University	1976-77	25	18
Barnes, Rodrigo	LB	59	Rice	1974-75	6	0
Barker, Jay	QB	7	Alabama	1995	0	0
Barnard, Brooks	P	8	Maryland	2003	1	0
Barner, Kenjon	RB	38	Oregon	2018	5	0
Barnes, Bruce	P	3	UCLA	1973-74	23	0
Barnes, Pete	LB	59	Southern University	1976-77	25	18
Barnes, Rodrigo	LB	59	Rice	1974-75	6	0
Barnett, Harlon	S	42	Michigan State	1993-94	30	28
Barnett, Troy	DE	98	North Carolina	1994-95	31	15
Barrett, Josh	S	30	Arizona State	2010-12	5	4
Bartrum, Mike	TE	86	Marshall	1996-99	57	0
Baty, Greg	TE	48,85	Stanford	1986-87	21	7
Baumann, Charlie	K	8	West Virginia	1991-92	25	0
Bavaro, David	LB	52	Syracuse	1993-94	21	5
Baxter, Fred	TE	49,84	Auburn	2002-03	13	0
Beach, Walter	DB	26,41	Central Michigan	1960-61	18	NA
Beadles, Terrance	G	75	Arkansas Pine Bluff	2000	0	0
Beaudoin, Doug	S	27	Minnesota	1976-79	35	20
Beauharnais, Steve	LB	58	Rutgers	2013	2	0
Beer, Tom	TE	82	Houston	1970-72	42	12
Beisel, Monty	LB	52	Kansas State	2005	15	6
Bell, Bill	K	8	Kansas	1973	3	0
Bellino, Joe	RB	27	Navy	1965-67	35	1*
Benenoch, Caleb	OL	63	UCLA	2019	0	0
Bennett, Martellus	TE	88	Texas A&M	2016, 2017	18	12
Bennett, Michael	DL	77	Texas A&M	2019	6	1
Bennett, Phil	LB	52	Miami (Fla.)	1960	2	NA
Benson, Mike	WR	86	S. Connecticut State	1987	0	0
Benson, Thomas	LB	53	Oklahoma	1988	12	0
Bentley, Ja'Whaun	LB	51	Purdue	2018-19	19	4
Benzinger, John	OL	67	Massachusetts	1987	1	0
Bequette, Jake	DE	92	Arkansas	2012-13	8	0
Berger, Ron	DE	88	Wayne State	1969-72	42	23
Berrios, Braxton	WR	14	Miami (Fla.)	2018	0	0
Bethel, Justin	DB	29	Presbyterian	2019	9	0
Beverly, Randy	DB	27	Colorado State	1970-71	20	3
Bianchini, Frank	RB	30	Hofstra	1987	1	0
Billups, Terry	CB	23	North Carolina	1999	2	1
Biscaha, Joe	OE	34	Richmond	1960	1	NA
Bishop, Michael	QB	7	Kansas State	1999-2000	8	0
Bishop, Richard	NT	64	Louisville	1976-81	85	51
Bjornson, Eric	TE	86	Washington	2000	8	6
Black, Mel	LB	51,94	Eastern Illinois	1986-87	6	2
Blackmon, Don	LB	55	Tulsa	1981-87	89	72
Blahak, Joe	CB	21	Nebraska	1976	2	0
Blanchard, Dick	LB	49	Tulsa	1972	14	1
Blanks, Sid	RB	22	Texas A&I	1969-70	28	0
Bledsoe, Drew	QB	11	Washington State	1993-2001	124	123
Bleier, Bob	QB	10	Richmond	1987	3	2
Blount, LeGarrette	RB	29	Oregon	2013, 2014-16	49	22
Bodden, Leigh	CB	23	Duquesne	2009-11	20	15
Bolden, Brandon	RB	38	Mississippi	2012-17, 19	98	8

PATRIOTS **ALL-TIME** ROSTER

NAME	POS.	#	COLLEGE	YEARS	GP	GS
Bolton, Ron	DB	27	Norfolk State	1972-75	55	46
Bostic, Jonathan	LB	58	Florida	2015	11	1
Boudreaux, Jim	DE	64	Louisiana Tech	1966-68	12	0*
Bowden, Andre	LB	51	Fayetteville State	1995	0	0
Bowman, Jim	S	28	Central Michigan	1985-89	73	12
Boyce, Josh	WR	82	Texas Christian	2013-14	10	3
Boyd, Greg	S	29	Arizona	1973	2	0
Boyd, Greg	DE	65	San Diego State	1977-78	23	0
Brace, Ron	DL	92,97	Boston College	2009-12	39	7
Bradshaw, Morris	WR	88	Ohio State	1982	8	5
Brady, Kyle	TE	88	Penn State	2007	14	9
Brady, Tom	QB	12	Michigan	2000-19	285	283
Bramlett, John	LB	57	Memphis State	1969-70	24	23
Branch, Alan	DL	97	Michigan	2014-17	52	39
Branch, Deion	WR	83,84	Louisville	2002-05, 2010-12	89	71
Brigance, O.J.	LB	59	Rice	2002	1	0
Brisby, Vincent	WR	82	NE Louisiana	1993-99	83	46
Briscoe, Marlin	WR	88	Nebraska-Omaha	1976	14	5
Brissett, Jacoby	QB	7	North Carolina State	2016	3	2
Britt, Kenny	WR	85	Rutgers	2017	3	0
Britt, Wesley	T	65	Alabama	2006-08	16	2
Brock, Pete	C	58	Colorado	1976-87	154	88
Brooks, Terrence	DB	25	Florida State	2019	15	0
Brown, Antonio	WR	17	Central Michigan	2019	1	0
Brown, Barry	TE-LB	66	Florida	1969-70	21	13
Brown, Bill E.	LB	54	Syracuse	1960	14	NA
Brown, Chad	LB	98	Colorado	2005, 2007	17	5
Brown, Corwin	S	30	Michigan	1993-96	61	14
Brown, Kareem	DL	95	Miami (Fla.)	2007	0	0
Brown, Malcom	DL	90	Texas	2015-18	60	51
Brown, Monty	LB	93	Ferris State	1996	11	7
Brown, Preston	WR	81	Vanderbilt	1980-82	14	4
Brown, Roger	S	47	Virginia Tech	1992	16	2
Brown, Sergio	S	38,31	Notre Dame	2010-11	26	3
Brown, Sidney	CB	21	Oklahoma	1978	16	0
Brown, Tarell	CB	25	Texas	2015	3	2
Brown, Trent	OL	77	Florida	2018	16	16
Brown, Troy	WR	80,86	Marshall	1993-2007	192	70
Brown, Vincent	LB	59	Mississippi Valley St.	1988-95	123	103
Brown, Wilbert	G	60	Houston	2003	2	0
Browner, Brandon	CB	39	Oregon St.	2014	9	9
Browning, Dave	DE	74	Washington	1983	12	0
Bruney, Fred	DB	33	Ohio State	1960-62	28	NA
Bruschi, Tedy	LB	54	Arizona	1996-2008	189	139
Bryant, Hubie	WR	84	Minnesota	1971-72	12	2
Buben, Mark	DL	63	Tufts	1979, 1981	32	4
Buchanan, Michael	DL	99	Illinois	2013-14	18	0
Buckley, Terrell	CB	27,22	Florida State	2001-02	31	3
Bugenhagen, Gary	OT-G	67	Syracuse	1969-70	10	6
Buoniconti, Nick	LB	85	Notre Dame	1962-68	91	20*
Burgess, Derrick	LB	53	Mississippi	2009	16	6
Burgess, Prescott	LB	93	Michigan	2009	0	0
Burke, John	TE	85	Virginia Tech	1994-96	43	12
Burkhead, Rex	RB	34	Nebraska	2017-19	31	8
Burks, Steve	WR	82	Arkansas State	1975-77	34	1
Burton, Ron	RB	22	Northwestern	1960-65	69	NA
Bussey, George	OL	66	Louisville	2009	0	0
Butler, Adam	DL	70	Vanderbilt	2017-19	48	8
Butler, Darius	CB	28	Connecticut	2009-10	29	8
Butler, Malcolm	CB	21	West Alabama	2014-17	59	48
Butts, Marion	RB	44	Florida State	1994	16	15
Byars, Keith	FB	41	Ohio State	1996-97	26	14
Byrd, Dennis	DT	78	North Carolina State	1968	14	14

PATRIOTS **ALL-TIME** ROSTER

- C -

NAME	POS.	#	COLLEGE	YEARS	GP	GS
Cade, Eddie	S	41	Arizona State	1995	10	0
Cadet, Travaris	RB	39	Appalachia State	2015	1	0
Cagle, John	DT-LB-G	62	Clemson	1969	6	1
Cajuste, Yodny	OL	63	West Virginia	2019	0	0
Calabria, Steve	QB	18	Colgate	1987	1	0
Caldwell, Reche	WR	87	Florida	2006	16	14
Calhoun, Don	RB	44	Kansas State	1975-81	94	49
Calhoun, Shilique	LB	90	Michigan State	2019	15	1
Calloway, Chris	WR	82	Michigan	2000	7	2
Camarillo, Rich	P	3	Washington	1981-87	85	0
Canale, Justin	OG	63	Mississippi State	1965-68	56	14
Canale, Whit	DE	67	Tennessee	1968	13	0
Cannon, Marcus	OL	61	Texas Christian	2011-19	115	69
Canty, Chris	CB	26	Kansas State	1997-98	32	10
Cappadona, Bob	RB	33	Northeastern	1966-67	27	3
Cappelletti,Gino	WR-K-DB	20	Minnesota	1960-70	153	NA
Cardona, Joe	LS	49	Navy	2015-19	80	0
Carey, Brian	WR	81	American International	1987	2	0
Carlson, Jeff	QB	17	Weber State	1992	3	2
Carpenter, Bobby	LB	59	Ohio State	2012	4	0
Carpenter, Rob	WR	81	Syracuse	1991	8	1
Carter, Allen	RB	21	Southern Cal	1975-76	15	0
Carter, Andre	DE	93,96	California	2011, 2013	23	14
Carter, Chris	FS	42	Texas	1997-99	47	15
Carter Kent	LB	51	Southern Cal	1974	2	0
Carter, Tony	FB	30	Minnesota	1998-2000	43	27
Carter, Tony	CB	29	Florida State	2010	3	0
Carthen, Jason	LB	99	Ohio	1993-94	5	0
Carwell, Larry	DB	41	Iowa State	1969-72	51	38
Cash, Rick	DT	63	N.E. Missouri	1972-73	28	27
Casillas, Jonathan	LB	52	Wisconsin	2014	8	3
Cassel, Matt	QB	16	Southern Cal	2005-08	30	15
Catanho, Alcides	LB	54	Rutgers	1995	12	0
Cavanaugh, Matt	QB	12	Pittsburgh	1978-82	52	15
Caveness, Ron	LB	51	Arkansas	1968-69	NA	NA
Centers, Larry	FB	31	Stephen F. Austin	2003	9	3
Chandler, Al	TE	57,82	Oklahoma	1976-79	39	6
Chandler, Edgar	LB	50	Georgia	1973	12	11
Chandler, Scott	TE	88	Iowa	2015	15	4
Chapple, Dave	P	10	UC-Santa Barbara	1974	5	0
Charles, John	DB	25	Purdue	1967-69	39	37
Chatham, Matt	LB	58	South Dakota	2000-05	66	4
Cherry, Je'Rod	S	30	California	2001-04	55	0
Cherry, J'Juan	CB	32	Arizona State	1999	0	0
Cheyunski, Jim	LB	50	Syracuse	1968-72	66	55
Childress, Bam	WR	13	Ohio State	2005-06	3	0
Childress, Fred	OG	61	Arkansas	1991	15	1
Chilton, Gene	C	63	Texas	1990-92	36	35
Christy, Richard	RB	23	North Carolina	1960	13	NA
Chung, Eugene	OL	69	Virginia Tech	1992-94	34	30
Chung, Patrick	S	25,23	Oregon	2009-12, 2014-19	141	112
Cindrich, Ralph	LB	55	Pittsburgh	1972	12	3
Claridge, Ryan	LB	47	UNLV	2005	0	0
Clark, Allan	RB	35	Northern Arizona	1979-80	27	0
Clark, Gail	LB	54	Michigan State	1974	8	0
Clark, Phil	DB	22	Northwestern	1971	2	0
Clark, Rico	CB	39	Louisville	1999	1	0
Clark, Steve	DE	65	Kansas State	1981	7	0
Clay, Willie	FS	32	Georgia Tech	1996-98	48	48
Clayborn, Adrian	DE	94	Iowa	2018	14	1
Clayborn, Raymond	CB	26	Texas	1977-89	191	165
Clayton, Stan	OT	76	Penn State	1990	11	3
Cleeland, Cameron	TE	85	Washington	2002	12	1

PATRIOTS **ALL-TIME** ROSTER

NAME	POS.	#	COLLEGE	YEARS	GP	GS
Cleveland, Asante	TE	44	Miami (Fla.)	2015	4	1
Clayton, Thomas	RB	22	Kansas State	2010	1	0
Cloud, Michael	RB	21	Boston College	2003, 2005	11	1
Cloutier, Dave	DB	28	Maine	1964	12	NA
Coates, Ben	TE	87	Livingstone	1991-99	142	105
Cobbs, Cedric	RB	34	Arkansas	2004	4	0
Cobbs, Duffy	DB	43	Penn State	1987	3	0
Coffey, Wayne	WR	83	SW Texas State	1987	3	2
Cohen, Abe	OG	62	Tennessee-Chattanooga	1960	14	NA
Cohen, Landon	DL	66,98	Ohio	2010, 2011	3	1
Colclough, Jim	WR	81	Boston College	1960-68	124	6
Cole, Marquice	CB	23	Northwestern	2012-13	27	1
Coleman, Corey	WR	10	Baylor	2018	0	0
Coleman, Dennis	LB	53	Mississippi	1971	8	0
Coleman, Eric	DB	22	Wyoming	1989-90	15	0
Coleman, Fred	WR	84	Washington	2001-02	9	0
Coleman, Justin	DB	22	Tennessee	2015-16	20	3
Coleman, Pat	WR	47	Mississippi	1990	1	0
Collie, Austin	WR	10	BYU	2013	7	1
Collins Sr., Jamie	LB	91, 58	Southern Mississippi	2013-16, 19	66	56
Collins, Todd	LB	54,59	Carson-Newman	1992-94, 96-98	76	53
Collins, Tony	RB	33	East Carolina	1981-87	102	83
Collons, Ferric	DE	92	California	1995-99	64	27
Colon, Harry	S	40	Missouri	1991	16	14
Colton, George	OT	63	Maryland	1987	3	3
Colvin, Rosevelt	LB	59	Purdue	2003-08	65	42
Compton, Mike	C-G	77	West Virginia	2001-03	34	34
Condon, Tom	OG	63	Boston College	1985	1	0
Conn, Dick	S	22	Georgia	1975-79	45	1
Connolly, Dan	OL	63	Southeast Missouri State	2008-14	85	71
Cook, Marv	TE	46,85	Iowa	1989-93	80	59
Cooks, Brandin	WR	14	Oregon State	2017	16	15
Cooks, Terrence	LB	58	Nicholls State	1989	3	0
Cooper, Jonathan	G	65	North Carolina	2016	0	0
Corbett, Steve	OG	62	Boston College	1975	14	0
Corcoran, Jim	QB	15	Maryland	1968	2	0
Corsetti, Rico	LB	93	Bates	1987	2	0
Costict, Ray	LB	55	Mississippi State	1977-79	46	7
Cottrell, Dana	LB	45	Syracuse	1998	2	0
Cowan, Larry	RB	44	Jackson State	1982	6	0
Cowart, Byron	DL	99	Maryland	2019	5	0
Cox, Bryan	LB	51	Western Illinois	2001	11	7
Cox, Christian	LB	47	Utah	2011	0	0
Crable, Shawn	LB	98	Michigan	2008-10	6	0
Crabtree, Eric	WR	10	Pittsburgh	1971	6	4
Crawford, Elbert	OL	65	Arkansas	1990-91	30	16
Crawford, Jim	RB	30	Wyoming	1960-64	54	NA
Crawford, Vernon	LB	99	Florida State	1997-99	41	1
Creswell, Smiley	DE	92	Michigan State	1985	0	0
Crittenden, Ray	WR	81	Virginia Tech	1993-94	32	4
Croom, Corey	RB	26	Ball State	1993-95	43	2
Cross, Bob	OT	77	Kilgore C.C.	1960	4	NA
Crossen, Keion	DB	35	Western Carolina	2018	11	0
Croston, Cole	OL	74	Iowa	2017-18	5	0
Crouthamel, Jake	RB	34	Dartmouth	1960	2	NA
Crow, Albert	DT	72	William & Mary	1960	3	NA
Crump, George	DE	91	East Carolina	1982-83	9	0
Crump, Harry	RB	31	Boston College	1963	14	NA
Crumpler, Alge	TE	82	North Carolina	2010	16	10
Cryder, Bob	OG	75	Alabama	1978-83	75	36
Cudzik, Walt	OC	54	Purdue	1960-63	56	NA
Cullors, Derrick	RB	29	Murray State (Ky)	1997-99	31	1
Cunningham, Jay	DB	21	Bowling Green	1965-67	40	1*
Cunningham, Jermaine	DE	96	Florida	2010-12	36	14
Cunningham, Korey	OL	74	Cincinnati	2019	1	0
Cunningham, Sam	RB	39	Southern Cal	1973-79,81-82	107	94
Currier, Bill	DB	28	South Carolina	1980	16	0
Cusick, Pete	NT	76	Ohio State	1975	13	0

PATRIOTS **ALL-TIME** ROSTER

- D -

NAME	POS.	#	COLLEGE	YEARS	GP	GS
Dalton, Antico	LB	93	Hampton	2000	3	0
Damkroger, Maury	LB	51	Nebraska	1974	11	0
Danenhauer, Bill	DE	77	Emporia	1960	3	NA
Davey, Rohan	QB	6	Louisiana State	2002-04	7	0
Davis, Adam	G	61	Oklahoma State	2000	0	0
Davis, Andre'	WR	18	Virginia Tech	2005	9	4
Davis, Don	LB	51	Kansas	2003-06	59	2
Davis, Elgin	RB	40	Central Florida	1987-88	9	0
Davis, Greg	K	5	Citadel	1989	9	0
Davis, Ja'Gared	LB	53	Southern Methodist	2013-14	4	0
Davis, Jack	OG	65	Maryland	1960	14	NA
Davis, Kanorris	S	36	Troy	2013	3	0
Davis, Keionta	DL	42, 58	Tennessee-Chattanooga	2017-19	6	3
Davis, Shockmain	WR	84	Angelo State	2000	12	1
Dawson, Bill	TE-DE	83	Florida State	1965	9	NA
Dawson, Duke Jr.	DB	29	Florida	2018	0	0
Dawson, Lin	TE	87	N.C. State	1981-90	105	75
Deaderick, Brandon	DL	71	Alabama	2010-12	34	14
Dee, Bob	DE	89	Holy Cross	1960-67	112	112
Dellenbach, Jeff	C	66	Wisconsin	1995	15	5
Delucca, Gerry	OT	74	Middle Tennessee State	1960-64	19	NA
Demps, Jeff	RB	42	Florida	2012	0	0
Dennard, Alfonzo	CB	37	Nebraska	2012-14	29	20
DeOssie, Steve	LB	99	Boston College	1994-95	32	0
Denson, Damon	G	61	Michigan	1997-99	14	4
Derby, AJ	TE	86	Arkansas	2015-16	4	0
DeRiggi, Fred	DT	71	Syracuse	1990	2	0
Develin, James	FB	46	Brown	2012-19	83	31
Devey, Jordan	OL	65	Memphis	2014	7	4
DeVree, Tyson	TE	85	Colorado	2008	2	0
Dillon, Corey	RB	28	Washington	2004-06	43	37
Dimitroff, Tom	QB	15	Miami (Ohio)	1960	3	NA
Discenzo, Tony	OT	76	Michigan State	1960	5	NA
Dobson, Aaron	WR	17	Marshall	2013-15	24	13
Doig, Steve	LB	59	New Hampshire	1986-87	6	0
Dombroski, Paul	DB	47	Linfield	1981-84	36	0
Donnalley, Kevin	DB	23	N. Dakota State	1981	1	0
Dorsett II, Phillip	WR	13	Miami (Fla.)	2017-19	45	8
Dorsey, Nate	DE	66	Mississippi Valley St.	1973	2	0
Douglas, David	G	67	Tennessee	1989-90	16	6
Dowling, Brian	QB	14	Yale	1972-73	25	0
Dowling, Ras-I	CB	21	Virginia	2011-12	9	2
Dressler, Doug	RB	44	Chico State	1975	5	0
Dukes, Mike	LB	54	Clemson	1964-65	25	NA
DuLac, Bill	OG	68	Eastern Michigan	1974-75	26	2
Dumler, Doug	OC	58	Nebraska	1973-75	42	3
Dupard, Reggie	RB	21	Southern Methodist	1986-89	37	7
Durko, Sandy	S	22	Southern Cal	1973-74	25	18
Dwight, Tim	WR	86	Iowa	2005	16	1
Dykes, Hart Lee	WR	88	Oklahoma State	1989-90	26	16

- E -

Easley, Dominique	DL	74,99	Florida	2014-15	22	3
Eason, Tony	QB	11	Illinois	1983-89	72	49
Eaton, Chad	DT	90	Washington State	1996-2000	65	44
Ebner, Nate	DB	43	Ohio State	2012-19	111	0
Eckel, Kyle	FB	38	Navy	2007	12	0
Edds, A.J.	LB	90	Iowa	2011	2	0
Edelman, Julian	WR	11	Kent State	2009-19	131	84
Edmonds, Randy	LB	51	Georgia Tech	1971	14	0
Edwards, Marc	FB	44	Notre Dame	2001-02	32	23

PATRIOTS **ALL-TIME** ROSTER

NAME	POS.	#	COLLEGE	YEARS	GP	GS
Edwards, Robert	RB	47	Georgia	1998-2000	16	15
Edwards, Tim	DE	98	Delta State	1992	14	1
Egu, Patrick	RB	33	Nevado-Reno	1989	7	0
Eisenhauer, Larry	DE	72	Boston College	1961-69	115	NA
Eitzmann, Chris	TE	86	Harvard	2000	5	1
Ellard, Henry	WR	17	Fresno State	1998	5	0
Elliott, Jamin	WR	10	Delaware	2003	1	0
Ellis, Ed	T	66	Buffalo	1997-1999	9	1
Ellis, Shaun	DE	94	Tennessee	2011	14	10
Ellison, Jerry	RB	35	Tennessee-Chattanooga	1999	12	0
Eluemunor, Jermaine	OL	65	Texas A&M	2019	10	0
Emanuel, Bert	WR	87	Rice	2001	2	1
Evans, Heath	FB	44	Auburn	2005-08	54	9

- F -

Fairchild, Paul	OG	66	Kansas	1984-90	84	38
Falcon, Terry	OG	68	Montana	1978-79	18	0
Farmer, Lonnie	LB	55	Tennessee-Chattanooga	1964-66	31	NA
Farrell, Sean	OG	62	Penn State	1987-90	43	43
Faulk, Kevin	RB	33	Louisiana State	1999-2011	161	47
Fauria, Christian	TE	88	Colorado	2002-05	64	46
Feacher, Ricky	WR	83	Mississippi Valley St.	1976	3	0
Feagles, Jeff	P	6	Miami (Fla.)	1988-89	32	0
Feehery, Gerry	G	63	Syracuse	1989	0	0
Feggins, Howard	CB	36	UNC-Charlotte	1989	11	0
Feldhausen, Paul	OT	66	Northland	1968-69	2	0
Fells, Daniel	TE	86	UC Davis	2012	13	4
Felt, Dick	DB	24	Brigham Young	1962-66	52	NA
Ferentz, James	OL	66	Iowa	2018-19	17	2
Ferguson, Vagas	RB	43	Notre Dame	1980-82	31	21
Fleming, Cameron	OL	71	Stanford	2014-17	47	20
Fleming, Darius	LB	58,48,53	Notre Dame	2014-15	11	0
Flemister, Zeron	TE	46	Iowa	2004	0	0
Fletcher, Bradley	CB	24	Iowa	2015	2	0
Fletcher, Dane	LB	52	Montana State	2010-13, 15	38	6
Fletcher, Derrick	OL	64	Baylor	1999	2	2
Flick, Tom	QB	10	Washington	1982	3	0
Flowers, Marquis	LB	59	Arizona	2017	16	2
Flowers, Trey	DL	98	Arkansas	2015-18	46	37
Floyd, Chris	FB	37	Michigan	1998-2000	40	2
Floyd, Michael	WR	14	Notre Dame	2016	2	1
Flutie, Doug	QB	2	Boston College	1987-89, 2005	22	13
Folk, Nick	K	2	Arizona	2019	7	0
Fontenot, Chris	TE	85	McNeese State	2000	0	0
Forbath, Kai	K	5	UCLA	2019	1	0
Foreman, Chuck	RB	22	Miami (Fla.)	1980	16	0
Forston, Marcus	DL	98	Miami (Fla.)	2012-13	4	0
Forte, Ike	RB	38	Arkansas	1976-77	23	1
Foster, D.J.	RB	27	Arizona State	2016	3	0
Foster, Will	LB	55	Eastern Michigan	1973-74	21	1
Fox, Tim	S	48	Ohio State	1976-81	91	91
Frain, Todd	TE	44,85	Nebraska	1987	3	2
Francis, Justin	DL	94	Rutgers	2012	10	0
Francis, Russ	TE	81	Oregon	1975-80, 87-88	92	83
Franklin, Arnold	TE	87	North Carolina	1987	14	0
Franklin, Tony	K	1	Texas A&M	1984-87	62	0
Fraser, Jim	LB-P	51	Wisconsin	1966	14	NA
Frazier, Charley	WR	81	Texas Southern	1969-70	23	13
Freeman, Arturo	S	25	South Carolina	2005	2	1
Freeny, Jonathan	LB	55,44	Rutgers	2015-16, 2017	19	11
Friesz, John	QB	17	Idaho	1999-2000	2	0
Frisch, David	TE	88	Colorado State	1995	2	0
Froholdt, Hjalte	OL	64	Arkansas	2019	0	0
Fryar, Irving	WR	80	Nebraska	1984-92	129	104
Fullington, Darrell	S	29	Miami (Fla.)	1991	5	0
Funchess, Tom	OT	73	Jackson State	1968-70	39	39
Fussell, Tom	DE	83	Louisiana State	1967	12	2

PATRIOTS **ALL-TIME** ROSTER

- G -

NAME	POS.	#	COLLEGE	YEARS	GP	GS
Gabriel, Doug	WR	85	Central Florida	2006	12	5
Gadbois, Dennis	WR	48,82	Boston University	1987-88	5	1
Gaffney, Jabar	WR	10	Florida	2006-08	43	20
Gaffney, Tyler	RB	36	Stanford	2014-15	0	0
Gaiter, Tony	WR	17	Miami (Fla.)	1997-98	1	0
Gallaher, Allen	OT	64	Southern Cal	1974	14	0
Galloway, Joey	WR	13	Ohio State	2009	3	2
Gamble, R.C.	RB	13	South Carolina State	1968-69	27	14
Gambol, Chris	OL	74	Iowa	1990	16	15
Gannon, Chris	DE	91	SW Louisiana	1990-93	36	3
Gant, Malik	DB	42	Marshall	2019	0	0
Garcia, Teddy	K	7	NE Louisiana	1988	16	0
Garcia, Tony	OL	63	Troy	2017	0	0
Gardin, Ron	WR	37	Arizona	1971	8	0
Gardner, Barry	LB	47	Northwestern	2006	0	0
Garoppolo, Jimmy	QB	10	Eastern Illinois	2014-17	17	2
Garrett, Carl	RB	30	New Mexico Highlands	1969-72	51	42
Garrett, J.D.	RB	32	Grambling State	1964-67	40	0*
Garron, Larry	RB	40	Western Illinois	1960-68	99	12*
Gash, Sam	RB	33	Penn State	1992-97	88	36
Gay, Randall	CB	21	Louisiana State	2004-07	39	14
Geddes, Bob	LB	59	UCLA	1973-75	24	6
George, Tony	S	41	Florida	1999-2000	31	1
Germany, Willie	S	29	Morgan State	1976	10	0
Gibson, Brandon	WR	13	Washington State	2015	0	0
Gibson, Ernest	CB	43	Furman	1984-88	67	14
Gillen, John	LB	54	Illinois	1983	8	0
Gillislee, Mike	RB	35	Florida	2017	9	2
Gilmore, Stephon	CB	24	South Carolina	2017-19	45	45
Gipson, Paul	RB	46	Houston	1973	5	0
Gisler, Mike	G	67	Houston	1993-97	73	7
Givens, David	WR	87	Notre Dame	2002-05	53	27
Gladieux, Bob	RB	24	Notre Dame	1969-72	43	5
Glenn, Terry	WR	88	Ohio State	1996-2001	68	63
Glenn, Vencie	DB	25	Indiana State	1986	4	0
Goad, Tim	NT	72	North Carolina	1988-94	109	105
Gogolak, Charlie	K	7	Princeton	1970-72	26	0
Golden, Tim	LB	59	Florida	1982-84	40	1
Golic, Bob	LB	51	Notre Dame	1979-81	33	12
Gonzalez, Noe	RB	38	SW Texas State	1974	2	0
Gordon, Cameron	LB	45	Michigan	2014	0	0
Gordon, Josh	WR	10	Baylor	2018-19	17	17
Gordon, Steve	OL	66	California	1992-93	0	0
Gordon, Tim	S	41	Tulsa	1991-92	21	15
Gorin, Brandon	T	76	Purdue	2003-05	32	18
Gostkowski, Stephen	K	3	Memphis	2006-19	204	0
Graff, Neil	QB	15	Wisconsin	1974-75	25	2
Graham, Art	WR	84	Boston College	1963-68	75	17*
Graham, Daniel	TE	82	Colorado	2002-06	63	49
Graham, Hason	WR	81	Georgia	1995-96	19	1
Graham, Milt	OT	70	Colgate	1961-63	28	NA
Graham, Shayne	K	5	Virginia Tech	2010	8	0
Granby, John	DB	25	Virginia Tech	1992	0	0
Grant, Rupert	FB	34	Howard	1995	7	1
Gravely, Maurice	FS	23	Concord College	1987	1	0
Graves, White	DB	44	Louisiana State	1965-67	40	0
Gray, Jonas	RB	35	Notre Dame	2014	8	3
Gray, Leon	OT	70	Jackson State	1973-78	78	77
Green, David	RB	38	Boston College	1995	2	0
Green, Jarvis	DE	97	Louisiana State	2002-09	121	46
Green, Jerry	RB	45	Georgia Tech	1960	2	NA
Green, Justin	DB	41	Illinois	2013	2	0
Green, Victor	S	27	Akron	2002	16	5

PATRIOTS **ALL-TIME** ROSTER

NAME	POS.	#	COLLEGE	YEARS	GP	GS
Green-Ellis, BenJarvus	RB	42	Mississippi	2008-11	53	20
Greene, Tom	QB	14	Holy Cross	1960	10	NA
Gregory, Steve	S	28	Syracuse	2012-13	26	23
Grier, Marrio	RB	35	Tennessee-Chattanooga	1996-97	32	0
Griffith, Richard	TE	88	Arizona	1993	3	0
Grigsby, Nicholas	LB	50	Pittsburgh	2017-18	14	0
Grimes, Reggie	DE	97	Alabama	2000	8	0
Grissom, Cory	DL	67	South Florida	2013	0	0
Grissom, Geneo	DL	92, 96	Oklahoma	2015-18	37	0
Grogan, Steve	QB	14	Kansas State	1975-90	149	131
Gronkowski, Dan	TE	82	Maryland	2011	5	1
Gronkowski, Rob	TE	87	Arizona	2010-18	115	100
Gutierrez, Matt	QB	7	Idaho State	2007-08	5	0
Guy, Lawrence	DL	93	Arizona State	2017-19	48	46
Guyton, Gary	LB	58,59	Georgia Tech	2008-11	60	32
Guyton, Myron	SS	29	Eastern Kentucky	1994-95	30	30
Guzik, John	NT	97	Ohio	1987	3	2

- H -

Hagen, Halvor	G-DE	62	Weber State	1971-72	26	15
Haggerty, Mike	OT-DE	75	Miami (Ohio)	1971	14	13
Haley, Darryl	OG	68	Utah	1982-84, 86	57	24
Hall, Ron	DB	23	Missouri Valley	1961-67	88	3
Hamilton, Bobby	DE	91	Southern Mississippi	2000-03	64	62
Hamilton, Ray	DE	71	Oklahoma	1973-81	132	117
Hamilton, Woodrow	DL	74	Mississippi	2016	2	1
Hammond, Kim	QB	15	Florida State	1969-70	4	0
Hannah, John	OG	73	Alabama	1973-85	183	183
Hankerson, Leonard	WR	15	Miami (Fla.)	2015	1	0
Hanneman, Craig	DE	74	Oregon State	1974-75	20	3
Hansen, Brian	P	10	Sioux Falls	1990	16	0
Hansen, Bruce	RB	24	Brigham Young	1987	6	2
Hansen, Chad	WR	16	California	2018	0	0
Hanson, Chris	P	6	Marshall	2007-09	48	0
Harbor, Clay	TE	81	Missouri State	2016	3	0
Hare, Eddie	P	8	Tulsa	1979	16	0
Harlow, Pat	OT	77	Southern Cal	1991-95	74	64
Harmon, Duron	DB	30, 21	Rutgers	2013-19	111	29
Harper, Chris	WR	14	California	2015	5	0
Harris, Antwan	CB	23	Virginia	2000-03	52	2
Harris, Damien	RB	37	Alabama	2019	2	0
Harris, David	LB	45	Michigan	2017	10	6
Harris, Marshall	DE	78	Texas Christian	1983	6	2
Harris, Raymont	RB	29	Ohio State	2000	1	0
Harris, Rickie	DB	25	Arizona	1971-72	28	21
Harris, Ronnie	WR/PR/KR	84	Oregon	1993-94	6	0
Harrison, James	LB	92	Kent State	2017	1	0
Harrison, Rodney	S	37	Western Illinois	2003-08	63	62
Harry, N'Keal	WR	15	Arizona State	2019	7	5
Hartley, Ken	P	7	Catawba	1981	2	0
Harvey, Richard	LB	58	Tulane	1990	16	9
Hasselbeck, Don	TE	80	Colorado	1977-83	86	27
Hauck, Tim	FS	40	Montana	1990	10	0
Hauser, Art	DT	67	Xavier	1960	8	NA
Hawkins, Artrell	DB	25	Cincinnati	2005-06	19	16
Hawkins, Mike	OLB	59	Texas A&I	1978-81	59	45
Hawkins, Steve	WR	80	Western Michigan	1994	7	0
Hawthorne, Greg	WR/RB	27	Baylor	1984-86	43	11
Hayes, Chris	S	29	Washington State	2002	4	0
Hayes, Donald	WR	81	Wisconsin	2002	12	1
Hayman, Conway	OG	65	Delaware	1972	0	0
Haynes, Mike	CB	40	Arizona State	1976-82	90	86
Haynesworth, Albert	DL	92	Tennessee	2011	6	0
Henderson, Jerome	CB	36	Clemson	1991-93, 1996	39	10

PATRIOTS **ALL-TIME** ROSTER

NAME	POS.	#	COLLEGE	YEARS	GP	GS
Hendley, David	DB	28	S. Connecticut State	1987	2	0
Henke, Karl	OT	80	Tulsa	1969	10	7
Hennessey, Tom	DB	30	Holy Cross	1965-66	28	NA
Henson, Luther	NT	70	Ohio State	1982-84	21	2
Herline, Alan	P	6	Vanderbilt	1987	3	0
Herman, Brad	TE	82	Iowa	2012	0	0
Hernandez, Aaron	TE	85,81	Florida	2010-12	38	29
Herock, Ken	LB	36	West Virginia	1969	6	0
Herron, Mack	RB	42	Kansas State	1973-75	35	20
Hicks, Akiem	DL	72	Regina	2015	13	0
Hightower, Dont'a	LB	54	Alabama	2012-19	102	99
Hill, Jeremy	RB	33	Louisiana State	2018	1	0
Hill, Marquise	DL	91	Louisiana State	2004-06	13	0
Hill Troy	CB	41	Oregon	2015	0	0
Hilliard, Lex	RB	30	Montana	2012	2	0
Hinton, Eddie	WR	82	Oklahoma	1974	9	1
Hitchcock, Jimmy	CB	31	North Carolina	1995-97	37	20
Hix, Kyle	OL	69	Texas	2011-12	0	0
Hobbs, Ellis	CB	27	Iowa State	2005-08	63	49
Hobby, Marion	DE	60	Tennessee	1990-92	42	8
Hochstein, Russ	G	71	Nebraska	2002-08	92	20
Hodge, Milford	DE	97	Washington State	1986-89	49	8
Hodson, Tommy	QB	13	Louisiana State	1990-92	32	12
Hoey, George	DB	23	Michigan	1972-73	25	18
Hogan, Chris	WR	15	Monmouth	2016-18	40	28
Holcomb, Sean	LB	60	Texas A&I	1995	0	0
Hoollister, Cody	WR	81	Arkansas	2018	0	0
Hollister, Jacob	TE	47	Wyoming	2017-18	23	2
Holloway, Brian	OT	76	Stanford	1981-86	88	77
Holmberg, Rob	LB	50	Penn State	2000	18	5
Holmes, Darryl	FS	41	Ft. Valley State	1987-89	44	3
Holmes, Ernie	NT	63	Texas Southern	1978	3	0
Holsey, Bernard	DL	99	Duke	2002	8	0
Hoomanawanui, Michael	TE	47	Illinois	2012-15	45	28
Howard, Bob	CB	24	San Diego State	1975-77	37	15
Howard, David	LB	99	Long Beach State	1991-92	32	15
Hoyer, Brian	QB	8,2	Michigan State	2009-11, 2017-18	23	0
Huard, Damon	QB	19	Washington	2001-03	4	0
Huarte, John	QB	7	Notre Dame	1966-67	18	0*
Hubach, Mike	P	6	Kansas	1980-81	21	0
Hudson, Bill	DT	61	Clemson	1965	4	4
Humber, Ramon	LB	50	North Dakota State	2018	6	0
Hunt, Jim Lee	DT	79	Prairie View	1960-70	146	55*
Hunt, Kevin	OT	62	Doane	1973	1	0
Hunt, Sam	LB	50	Stephen F. Austin	1974-79	84	82
Hunter, Ivy Joe	RB	45	Kentucky	1991	13	10
Hurst, Maurice	CB	37	Southern	1989-95	104	101
Hutson, Brian	SS	36	Mississippi State	1990	2	0
Hyland, Bob	OC	60	Boston College	1977	3	0

- I -

Ihedigbo, James	S	44	Massachusetts	2011	16	12
Ilg, Ray	LB	45	Colgate	1967-68	28	3
Imhof, Martin	DE	64	San Diego State	1975	5	3
Ingram, Brian	LB	51	Tennessee	1982-85	39	0
Ingram, Jake	LS	47	Hawaii	2009-10	24	0
Iosefa, Joey	RB	47	Hawaii	2015	2	0
Irwin, Heath	G	63	Colorado	1996-99	44	16
Isaia, Sale	G	72	UCLA	2000	16	14
Israel, Steve	CB	21	Pittsburgh	1997-99	29	20
Ivory, Horace	RB	23	Oklahoma	1977-81	45	12
Ivy, Corey	CB	28	Oklahoma	1999	0	0
Iwuoma, Chidi	CB	29	California	2006	3	0
Izzo, Larry	LB	53	Rice	2001-08	127	0
Izzo, Ryan	TE	85	Florida State	2018-19	6	4

PATRIOTS **ALL-TIME** ROSTER

- J -

NAME	POS.	#	COLLEGE	YEARS	GP	GS
Jackson, Chad	WR	17	Florida	2006-07	14	1
Jackson, Curtis	WR	82	Texas A&M	2000	7	2
Jackson, Eddie	CB	29	Arkansas	2007	3	0
Jackson, Harold	WR	29	Jackson State	1978-81,87	64	62
Jackson, Honor	DB	29	Pacific	1972-73	20	12
Jackson, J.C.	DB	27	Maryland	2018-19	29	11
Jackson, Steven	RB	39	Oregon State	2015	2	1
Jackson, Tre'	G	63	Florida State	2015-16	13	9
Jacobs, Harry	DE-LB	83	Bradley	1960-62	23	NA
Jacobs, Ray	DT	87	Howard Payne	1969	8	5
Jagielski, Harry	DT	73	Indiana	1960-61	19	NA
James, Craig	RB	32	Southern Methodist	1984-88	52	33
James, Roland	SS	38	Tennessee	1980-90	145	122
Janik, Tom	DB-P	21	Texas A&I	1969-71	42	3
Jarostchuk, Ilia	LB	50	New Hampshire	1990	12	1
Jarvis, Ray	WR	87	Norfolk State	1979	7	0
Jean Francois, Ricky	DL	94	Louisiana State	2017	6	1
Jefferson, Shawn	WR	84	Central Florida	1996-99	63	61
Jelks, Andrew	OL	76	Vanderbilt	2017	0	0
Jells, Dietrich	WR	83	Pittsburgh	1996-97	18	1
Jenkins, Ed	RB	30	Holy Cross	1974	3	0
Jeter, Gary	DE	99	Southern Cal	1989	14	0
John, Ulrick	OL	67	Georgia State	2018	0	0
Johnson, Andy	RB	32	Georgia	1974-81	94	43
Johnson, Anthony	DL	96	Louisiana State	2016	4	1
Johnson, Bethel	WR	81	Texas A&M	2003-05	39	7
Johnson, Billy	DB	47	Nebraska	1966-69	32	4
Johnson, Charles	WR	81	Colorado	2001	14	2
Johnson, Damaris	WR	15	Tulsa	2015	1	0
Johnson, Damian	OG	68	Kansas State	1990	16	16
Johnson, Daryl	DB	23	Morgan State	1968-71	42	41
Johnson, Ellis	RB	38	S.E. Louisiana	1965-66	28	NA
Johnson, Garrett	NT	60	Illinois	2000	8	2
Johnson, Jakob	FB	47	Tennessee	2019	4	3
Johnson, Joe	OE	24	Boston College	1960-61	13	NA
Johnson, Lee	P	10	Brigham Young	1999-2001	37	0
Johnson, Leonard	DB	34	Iowa State	2015	4	3
Johnson, Mario	DL	98	Missouri	1993	6	0
Johnson, Olrick	LB	51	Florida A&M	2000	12	0
Johnson, Preston	RB	48	Florida A&M	1968	3	0
Johnson, Rufus	LB	59	Tarleton State	2015	1	0
Johnson, Steve	TE	85	Virginia Tech	1988	14	3
Johnson, Ted	LB	52	Colorado	1995-2004	117	104
Jones, Aaron	DE	97	Eastern Kentucky	1993-95	37	1
Jones, Cedric	WR	83	Duke	1982-90	120	37
Jones, Chandler	DE	95	Syracuse	2012-15	55	52
Jones, Chris	DT	94	Bowling Green	2013-15	28	23
Jones, Cyrus	CB	24,41	Alabama	2016-18	12	1
Jones, Don	S	29	Arkansas State	2014	9	0
Jones, Ezell	OT	74	Minnesota	1969-70	15	0
Jones, Jonathan	CB	31	Auburn	2016-19	63	19
Jones, Kenyatta	T	74	South Florida	2001-02	18	11
Jones, Mike	DE	96	North Carolina State	1994-97	61	37
Jones, Nate	DB	23	Rutgers	2011	5	1
Jones, Tebucky	DB	34	Syracuse	1998-2002, 06	72	36
Jones, Todd	OL	63	Texas A&M	1993	4	0
Jordan, LaMont	RB	32	Maryland	2008	8	0
Jordan, Shelby	OT	74	Washington (Mo.)	1975,77-82	95	87
Jordan, Tim	LB	93	Wisconsin	1987-89	30	10

PATRIOTS **ALL-TIME** ROSTER

- K -

NAME	POS.	#	COLLEGE	YEARS	GP	GS
Kaczur, Nick	T	77	Toledo	2005-10	68	62
Kadziel, Roin	LB	52	Stanford	1972	14	1
Kamalu, Ufomba	DL	97	Miami (Fla.)	2018	2	0
Kapp, Joe	QB	11	California	1970	11	10
Karras, Ted	G	75	Illinois	2016-19	60	20
Kasper, Kevin	WR	10	Iowa	2004	8	0
Katula, Matt	LS	48	Wisconsin	2010	8	0
Katzenmoyer, Andy	LB	59	Ohio State	1999-2001	24	14
Kecman, Dan	LB	45	Maryland	1970	1	0
Keeton, Durwood	S	29	Oklahoma	1975	12	0
Kelley, Ethan	DL	99	Baylor	2004	1	0
Kelly, Ben	CB-KR	31	Colorado	2001-02	9	0
Kelly, Tommy	DL	93	Mississippi State	2013	5	5
Kerrigan, Mike	QB	19	Northwestern	1983-84	2	0
Kessler, Cody	QB	6	Southern California	2019	0	0
Key, David	S	26	Michigan	1991	3	0
Khayat, Ed	DT	73	Tulane	1966	14	NA
Kight, Kelvin	WR	19	Florida	2006	4	1
Kilgo, Darius	DL	96	Maryland	2016	0	0
Kimber, Bill	OE	86	Florida State	1961	4	NA
Kinchen, Brian	LS	46	Louisiana State	2003	2	0
Kiner, Steve	LB	57	Tennessee	1971, 73	28	28
King, Brandon	DB/LB	36	Auburn	2015-19	57	0
King, Claude	RB	41	Houston	1962	14	NA
King, Steve	LB	52	Tulsa	1973-81	124	40
Kingsbury, Kliff	QB	16	Texas Tech	2003	0	0
Kitchen, Ishmaa'ily	DL	70	Kent State	2015	1	0
Klecko, Dan	DL	90	Temple	2003-05	29	3
Klein, Dick	OT	62	Iowa State	1961-62	24	NA
Klemm, Adrian	G/T	70	Hawaii	2000-04	26	10
Kline, Josh	OL	67	Kent State	2013-15	33	18
Knief, Gayle	WR	84	Morningside	1970	3	0
Knutson, Matt	T	62	North Dakota	2002	0	0
Koontz, Ed	LB	54	Catawba	1968	6	1
Kopp, Jeff	LB	91	Southern California	1999	6	0
Koppen, Dan	C	67	Boston College	2003-11	121	120
Koutouvides, Niko	LB	90	Purdue	2011-12	22	1
Krakau, Merv	LB	53	Iowa State	1978	1	0
Kratch, Bob	G	61	Iowa	1994-96	40	36
Kuberski, Bob	DT	93	Navy	1999	5	0
Kuehn, Art	OC	78	UCLA	1983	2	0
Kurpeikis, Justin	LB	47	Penn State	2004	5	0

- L -

LaCosse, Matt	TE	83	Illinois	2019	11	8
Ladd, Anthony	WR	18	Cincinnati	1998	4	0
LaFell, Brandon	WR	19	LSU	2014-15	27	20
LaFreniere, Bill	WR	88	Northeastern	1987	0	0
Lambert, Dion	DB	28	UCLA	1992-93	30	4
Landry, Anthony	RB	35	Stephen F. Austin	1990	0	0
Lane, Max	OT	68	Navy	1994-2000	100	70
Langham, Antonio	CB	38	Alabama	2000	15	7
Langi, Harvey	LB	48	Brigham Young	2017	1	0
Larsen, Spencer	FB	46	Arizona	2012	0	0
Larson, William	RB	34	Western Illinois	1960	1	NA
Lassiter, Ike	DE	87	St. Augustine's	1970-71	19	16
Law, Ty	CB	24	Michigan	1995-2004	141	133
Lawson, Jamie	RB	29	North Carolina State	1990	1	0
Lawson, Odell	RB	32	Langston	1970-71	16	3
LeBlanc, Michael	RB	27,40	Stephen F. Austin	1987	4	2
Lee, Eric	DL	55	South Florida	2017	6	5
Lee, John	DE	66	Nebraska	1981	4	4

PATRIOTS **ALL-TIME** ROSTER

NAME	POS.	#	COLLEGE	YEARS	GP	GS
Lee, Keith	DB	22	Colorado State	1981-84	54	8
Lee, Kevin	WR	86	Alabama	1994-95	7	2
Lee, Robert	G	60	Missouri	1960	8	NA
Legette, Bernie	RB	35	Michigan State	1993-94	10	0
Lengel, Matt	TE	82	Eastern Kentucky	2016	6	0
Lenkaitis, Bill	C	67	Penn State	1971-81	151	119
Leo, Bobby	WR	24	Harvard	1967-68	3	0
Leo, Charlie	OG	63	Indiana	1960-62	34	NA
Leonard, Louis	DL	66	Fresno State	2010	1	0
LeVoir, Mark	T	64	Notre Dame	2008-10	32	2
Lewis, Bill	C	75	Nebraska	1993	7	5
Lewis, Dion	RB	33	Pittsburgh	2015-17	30	19
Lewis, Vernon	CB	43	Pittsburgh	1993-96	44	2
Light, Matt	T	72	Purdue	2001-11	155	153
Lindquist, Paul	DT	67	New Hampshire	1961	2	NA
Linne, Larry	WR	80	Texas-El Paso	1987	3	3
Lippett, Ronnie	DB	42	Miami (Fla.)	1983-91	122	111
Livingston, Walt	RB	24	Heidelberg	1960	3	NA
Lloyd, Brandon	WR	85	Illinois	2012	16	15
Lockett, Bret	DB	38,26	UCLA	2009-11	10	0
Lockhart, Eugene	LB	51	Houston	1991-92	32	21
Lockwood, Scott	RB	40	Southern Cal	1992-93	4	0
Lofton, Oscar	OE	86	S.E. Louisiana	1960	14	NA
Lofton, Steve	CB	38	Texas A&M	1997	10	0
Long, Charlie	G	76	Tennessee-Chattanooga	1961-69	124	17
Long, Chris	DE	95	Virginia	2016	16	7
Long, Mike	OE	87	Brandeis	1960	2	NA
Looker, Dane	WR	87	Washington	2000	0	0
Lott, Billy	RB	32	Mississippi	1961-63	35	NA
Loudd, Rommie	LB	60	UCLA	1961-62	27	NA
Loukas, Angelo	G	66	Northwestern	1970	2	0
Love, Arther	TE	48	South Carolina St.	2001	0	0
Love, Kyle	DL	74	Mississippi State	2010-12	41	25
Lowe, Omare	CB	23	Washington	2004	3	0
Lowery, Nick	K	7	Dartmouth	1978	2	0
Lowry, Orlando	LB	91	Ohio State	1989	2	0
Lua, Oscar	LB	49	Southern Cal	2007	0	0
Lucas, Ray	WR	15	Rutgers	1996	2	0
Lunsford, Mel	DE	72	Central State (Ohio)	1973-80	92	74
Lyle, Rick	DL	96	Missouri	2002-03	21	3

- M -

Mahoney, John "Butch"	CB	23	American International	1961	NA	NA
Maitland, Jack	RB	40	Williams	1971-72	27	0
Mallard, Wesly	LB	96	Oregon	2005	3	0
Mallett, Ryan	QB	15	Arkansas	2011-13	4	0
Mallory, Irvin	DB	43	Virginia Union	1971	2	0
Maneri, Steve	T/TE	65,86	Temple	2010, 2014	1	0
Mangiero, Dino	NT	96	Rutgers	1987	2	0
Mangum, John	DT	74	Southern Mississippi	1966-67	28	5
Mankins, Logan	OL	70	Fresno State	2005-13	130	130
Marion, Fred	FS	31	Miami (Fla.)	1982-91	144	114
Maroney, Laurence	RB	39	Minnesota	2006-10	45	14
Marsh, Aaron	WR	29	Eastern Kentucky	1968-69	28	16
Marsh, Cassius	DE	55	UCLA	2017	9	1
Marshall, Al	WR	88	Boise State	1974	4	0
Martin, Curtis	RB	28	Pittsburgh	1995-97	45	43
Martin, Derrick	S	26	Wyoming	2012	5	0
Martin, Eric	LB	53	Nebraska	2015	4	0
Martin, Donald	CB	38	Yale	1973	14	2
Martin, Keshawn	WR	82	Michigan State	2015	9	8
Martin, Sammy	WR	82	Louisiana State	1988-91	40	1
Martin, Steve	DT	90	Missouri	2002	14	5
Mason, Dave	S	28	Nebraska	1973	8	1

PATRIOTS **ALL-TIME** ROSTER

NAME	POS.	#	COLLEGE	YEARS	GP	GS
Mason, Shaq	OL	69	Georgia Tech	2015-19	75	70
Mass, Wayne	OT	75	Miami (Fla.)	1972	6	0
Massey, Jim	CB	47	Linfield	1974-75	15	1
Matich, Trevor	OC	64	Brigham Young	1985-88	26	11
Matthews, Bill	LB	53	South Dakota State	1979-81	48	10
Matthews, Henry	RB	35	Michigan State	1972	3	3
Matthews, Michael	TE	80	Georgia Tech	2009	4	0
May, Art	DE	71	Tuskegee	1971	11	5
Mayo, Jerod	LB	51	Tennessee	2008-15	103	93
Mays, Corey	LB	46	Notre Dame	2006-07	9	0
Mayer, Shawn	S	39,23	Penn State	2003-04	12	0
McAlister, James	RB/KR	37	UCLA	1978	16	0
McCabe, Jerry	LB	52	Holy Cross	1987	3	3
McCall, Bob	RB	24	Arizona	1973	8	1
McCarron, Riley	WR	17	Iowa	2018	1	0
McCarthy, Shawn	P	11	Purdue	1991-92	29	0
McClain, Terrell	DL	93	South Florida	2012	1	0
McClellan, Albert	LB	59	Marshall	2018	7	0
McClellin, Shea	LB	58	Boise State	2016-17	14	4
McComb, Don	DE	85	Villanova	1960	1	NA
McCourty, Devin	DB	32	Rutgers	2010-19	155	155
McCourty, Jason	CB	30	Rutgers	2018-19	28	22
McCrary, Fred	FB	44	Mississippi State	2003	6	3
McCray, Prentice	S	34	Arizona State	1974-80	81	65
McCurry, Dave	S	40	Iowa State	1974	2	0
McDermott, Sean	LS	49	Kansas	2003	1	0
McDonald, Dewey	S	31	California (Pa.)	2015	1	0
McDonald, Nick	OL	65	Grand Valley State	2011-12	16	3
McDougald, Doug	DE	70	Virginia Tech	1980	8	0
McGee, George	OT	75	Southern	1960	14	NA
McGee, Tony	DE	78	Bishop (Texas)	1974-81	119	37
McGinest, Willie	DE/LB	55	Southern Cal	1994-2005	171	146
McGovern, Rob	LB	58	Holy Cross	1992	4	0
McGowan, Brandon	S	30	Maine	2009-10	16	11
McGrew, Lawrence	LB	50	Southern Cal	1980-89	122	74
McGrew, Michael	WR	15	Virginia	2005	0	0
McGruder, Scooter	CB	27	Kent State	1996-97	17	0
McHale, Joe	LB	55	Delaware	1987	3	0
McKay, Bob	OT	66	Texas	1976-78	39	16
McKenzie, Tyrone	LB	44	South Florida	2009	0	0
McKinnon, Don	LB	51	Dartmouth	1963-64	17	NA
McMahon, Art	DB	28	N.C. State	1968-72	43	7
McMurtry, Greg	WR	86	Michigan	1990-93	58	41
McNeil, Emmanuel	NT	92	Tennessee-Martin	1989	1	0
McQuay, Leon	RB	31	Tampa	1975	13	0
McSwain, Chuck	RB	32	Clemson	1987	3	1
McSwain, Rod	CB	23	Clemson	1984-90	90	17
Meggett, David	RB	22	Towson State	1995-97	48	3
Megna, Marc	LB	96,99	Richmond	1999-2000	4	0
Meixler, Ed	LB	52	Boston University	1965	4	NA
Melander, Jon	OG	64	Minnesota	1991	11	3
Melifonwu, Obi	DB	22	Connecticut	2018-19	2	0
Melvin, Rashaan	DB	24	Northern Illinois	2015	8	0
Merkerson, Ron	LB	50	Colorado	1999	0	0
Meriweather, Brandon	DB	31	Miami (Fla.)	2007-10	64	40
Mesko, Zoltan	P	14	Michigan	2010-12	48	0
Meyers, Jakobi	WR	16	North Carolina State	2019	15	1
Michel, Sony	RB	26	Georgia	2018-19	29	22
Mickens, Ray	CB	38	Texas A&M	2006	4	0
Mildren, Jack	S	45	Oklahoma	1974	14	10
Millen, Hugh	QB	7	Washington	1991-92	20	20
Miller, Al	RB	32	Boston College	1960	14	NA
Miller, Dan	K	6	Miami (Fla.)	1982	2	0
Miller, Jim	QB	13	Michigan State	2004	0	0
Miller, Josh	P	8	Arizona	2004-06	42	0
Milloy, Lawyer	S	36	Washington	1996-2002	112	106

PATRIOTS **ALL-TIME** ROSTER

NAME	POS.	#	COLLEGE	YEARS	GP	GS
Mills, Garrett	TE	45	Tulsa	2006	0	0
Mingo, Barkevious	LB	51	Louisiana State	2016	16	0
Mirich, Rex	DT	76	Northern Arizona	1970	7	1
Mitchell, Brandon	DE	98	Texas A&M	1997-2001	62	37
Mitchell, Leroy	DB	41	Texas Southern	1967-68	28	28
Mitchell, Malcolm	WR	19	Georgia	2016-17	14	6
Mitchell, Mel	S	24	Western Kentucky	2006-07	10	0
Moe, TJ	WR	84	Missouri	2013	0	0
Molden, Antwaun	CB	27	Eastern Kentucky	2011	16	2
Montler, Mike	OT	64	Colorado	1969-72	53	50
Moore, Arthur	DT	75	Tulsa	1973-77	29	0
Moore, Brandon	OT	70	Duke	1993-95	26	0
Moore, Eric	DL	92,98	Florida State	2010, 2011	6	3
Moore, Greg	LB	54	Tennessee-Chattanooga	1987	3	3
Moore, Leroy	DE	61	Ft. Valley State	1961-62	19	NA
Moore, Marty	LB	58,90	Kentucky	1994-99, 2001	96	10
Moore, Rashad	DL	95	Tennessee	2007	1	0
Moore, Sterling	DB	29	Southern Methodist	2011-12	14	3
Moore, Steve	OT	67	Tennessee State	1983-87	52	31
Moore, Will	WR	83	Texas Southern	1995	16	13
Moore, Zach	DL	90	Concordia-St. Paul	2014	8	1
Moreland, Earthwind	CB	29	Georgia Southern	2004	9	2
Morey, Sean	WR	85	Brown	1999	2	0
Morgan, Stanley	WR	86	Tennessee	1977-89	180	165
Morris, Aric	S	29	Michigan State	2003	4	0
Morris, James	LB	49	Iowa	2014	0	0
Morris, Jamie	RB	24	Michigan	1990	5	0
Morris, Jon	OC	56	Holy Cross	1964-74	130	82
Morris, Sammy	RB	34	Texas Tech	2007-10	41	12
Morriss, Guy	OC	75	Texas Christian	1984-87	53	22
Mosier, John	TE	88	Kansas	1973	2	2
Moss, Randy	WR	81	Marshall	2007-10	52	51
Moss, Roland	TE	86	Toledo	1971	14	6
Moss, Zefross	T	77	Alabama State	1997-99	42	42
Mowatt, Zeke	TE	81	Florida State	1990	10	0
Mruczkowski, Gene	OL	64	Purdue	2003-06	18	0
Mulligan, Matthew	TE	88	Maine	2013	15	4
Murphy, Bill	WR	31	Cornell	1968	6	5
Murphy, Jim	QB	7	Northeastern	1998	0	0
Murrell, Marques	LB	93	Appalachian State	2010	1	0
Myers, Leonard	CB	25	Miami (Fla.)	2001-02	15	1

- N -

Nance, Jim	RB	35	Syracuse	1965-71	94	66*
Naposki, Eric	LB	49	Connecticut	1988-89	4	0
Neal, Stephen	OL	61	Cal State Bakersfield	2001-10	86	81
Neblett, Andre	DL	71	Temple	2013	1	0
Neighbors, Billy	OG	73	Alabama	1962-65	56	NA
Nelson, Edmund	DE	65	Auburn	1988	12	1
Nelson, Steve	LB	57	N. Dakota State	1974-87	174	173
Neumann, Tom	RB	36	Northern Michigan	1963	10	NA
Neville, Tommy	OT	77	Mississippi State	1965-77	160	114*
Newhouse, Marshall	OL	72	Texas Christian	2019	15	9
Nichols, Bob	TE	87	Boston University	1967-68	15	1
Nichols, Ricky	WR	86	East Carolina	1987	1	0
Ninkovich, Rob	LB/DE	50	Purdue	2009-16	123	101
Nugent, David	DE	92	Purdue	2000-01	15	1
Nugent, Mike	K	2	Ohio State	2019	4	0

- O -

O'Callaghan, Ryan	T	68	California	2006-08	25	7
O'Connell, Kevin	QB	5	San Diego State	2008	2	0
O'Hanley, Ross	DB	25	Boston College	1960-65	63	NA

PATRIOTS **ALL-TIME** ROSTER

NAME	POS.	#	COLLEGE	YEARS	GP	GS
O'Neal, Deltha	CB	21	California	2008	16	10
O'Neill, Pat	P	5	Syracuse	1994-95	24	0
Oakes, Don	OT	71	Virginia Tech	1963-68	27	16
Ochocinco, Chad	WR	85	Oregon State	2011	15	3
Ohrnberger, Rich	OL	60	Penn State	2009-11	5	0
Ojinnaka, Quinn	OL	69	Syracuse	2010	8	0
Olszewski, Gunner	WR	80	Bemidji State	2019	8	0
Orton, Greg	WR	16	Purdue	2014	0	0
Osborne, Chuck	DT	71	Arizona	2000	0	0
Osley, Willie	CB	37	Illinois	1974	10	4
Outlaw, John	DB	44	Jackson State	1969-72	33	19
Overton, Don	RB	29	Fairmont State	1990	7	0
Owen, Tom	QB	17	Wichita State	1976-81	12	1
Owens, Dennis	NT	98	N.C. State	1982-86	71	44

- P -

Page, Jarrad	S	44	UCLA	2010	10	1
Parilli, Babe	QB	15	Kentucky	1961-67	94	11*
Parker, Riddick	DT	97	North Carolina	2001	13	0
Pass, Patrick	RB	35	Georgia	2000-06	78	11
Patrick, Mike	P	2	Mississippi State	1975-78	43	0
Patten, David	WR	86	Western Carolina	2001-04	54	44
Patterson, Cordarrelle	WR	84	Tennessee	2018	15	5
Patton, Jerry	DE	72	Nebraska	1975	3	3
Paulk, Jeff	FB	46	Arizona State	2000	1	0
Paxton, Lonie	LS	66	Sacramento State	2000-08	141	0
Pennywell, Carlos	WR	88	Grambling State	1978-81	48	2
Peoples, George	RB	35	Auburn	1983	16	0
Perkins, Willis	OG	NA	Texas Southern	1961	1	NA
Perryman, Robert	RB	34	Michigan	1987-89	41	31
Peterson, Joe	CB	45	Nevada-Reno	1987	3	3
Petrus, Mitch	OL	67	Arkansas	2012	2	0
Phelps, Leroy	DB	46	Oregon	1960	2	0
Phifer, Roman	LB	95	UCLA	2001-04	59	46
Phillips, Jess	RB	35	Michigan State	1976-77	27	0
Philpott, Ed	LB	52	Miami (Ohio)	1967-71	68	53
Pickering, Clay	WR	48	Maine	1987	1	0
Pitts, Mike	DE	93	Alabama	1993-94	32	31
Pleasant, Anthony	DE	98	Tennessee State.	2001-03	37	27
Plunkett, Art	OT	70	UNLV	1985, 87	22	1
Plunkett, Jim	QB	16	Stanford	1971-75	61	61
Polite, Lousaka	FB	36	Pittsburgh	2011	1	0
Pool, David	CB	27	Carson-Newman	1991-92	31	17
Poole, Tyrone	CB	38	Fort Valley State	2003-05	22	21
Pope, Ken	CB	41	Oklahoma	1974	4	0
Porell, Tom	NT	65	Boston College	1987	1	1
Porter, Willie	DB	27	Texas Southern	1968	13	0
Posey, David	K	9	Florida	1978	11	0
Poteat, Hank	CB	31,32	Pittsburgh	2004-06	12	2
President, Andre	TE	88	Angelo State	1995	1	0
Prestridge, Luke	P	17	Baylor	1984	9	0
Price, Kenny	LB	54	Iowa	1971	1	0
Price, Taylor	WR	17	Ohio	2010-11	4	0
Profit, Eugene	DB	22	Yale	1986-88	5	0
Pruett, Perry	DB	39	North Texas State	1971	11	1
Pryor, Myron	DL	91	Kentucky	2009-11	24	2
Puetz, Garry	OG	77	Valparaiso	1979-81	36	5
Purnell, Lovett	TE	48,85	West Virginia	1996-98	34	7
Purvis, Vic	WR	31	Southern Mississippi	1966-67	16	0*
Pyne, George	DL	75	Olivet	1965	14	NA

PATRIOTS **ALL-TIME** ROSTER

- R -

NAME	POS.	#	COLLEGE	YEARS	GP	GS
Rademacher, Bill	WR	33	N. Michigan State	1969-70	27	5
Rakoczy, Gregg	OL	71	Miami (Fla.)	1991-92	21	4
Ramsey, Derrick	TE	88	Kentucky	1983-85	46	23
Ramsey, Tom	QB	12	UCLA	1985-88	21	4
Ratkowski, Ray	RB	23	Notre Dame	1961	1	NA
Rawlings, Josh	OL	62	Minnesota	2000	0	0
Ray, Eddie	RB-P	36	Louisiana State	1970	5	1
Ray, Terry	S	23	Oklahoma	1993-96	63	24
Redd, Vince	LB	49	Liberty	2008	5	0
Redding, Reggie	OL	70	Cal State-Fullerton	1992	14	14
Redmond, J.R.	RB	21	Arizona State	2000-02	33	5
Reed, Benton	DE	71	Mississippi	1987	3	3
Reedy, Bernard	WR	17	Toledo	2017	2	0
Rehberg, Scott	T	60	Central Michigan	1997-98	8	0
Rehder, Tom	OT	76	Notre Dame	1988-89	32	0
Reid, Dexter	S	42	North Carolina	2004	13	2
Reilly, Kevin	LB	55	Villanova	1975	4	1
Reilly, Trevor	LB	51	Utah	2017	6	1
Revis, Darrelle	CB	24	Pittsburgh	2014	16	16
Rembert, Johnny	LB	52	Clemson	1983-92	126	72
Reynolds, Bob	OT	74	Bowling Green	1972-73	20	14
Reynolds, Ed	LB	95	Virginia	1983-91	119	34
Reynolds, Ricky	CB	21	Washington State	1994-96	42	35
Reynolds, Tom	WR	21	San Diego State	1972	12	0
Rheams, Leonta	DL	75	Houston	1998	6	0
Rice, Rodney	DB	43	Brigham Young	1989	10	0
Richard, Darryl	DL	90	Georgia Tech	2009-2010	0	0
Richard, Jamey	OL	71	Buffalo	2012	0	0
Richards, Dave	OL	62	UCLA	1996	5	0
Richards, Jordan	DB	37, 39	Stanford	2015-17, 19	44	7
Richardson, Al	DE	79	Grambling State	1960	3	NA
Richardson, Jesse	DT	75	Alabama	1962-64	42	NA
Richardson, Mike	DB	35	Notre Dame	2007-08	10	0
Richardson, Tom	WR	49	Jackson State	1969-70	15	0
Ridley, Stevan	RB	22	LSU	2011-14	52	25
Rivera, Mike	LB	59	Kansas	2012	10	1
Rivers, Derek	DE	95	Youngstown State	2017-19	6	0
Rivers, Marcellus	TE	82	Oklahoma State	2007	3	0
Robbins, Randy	S	48	Arizona	1992	15	15
Roberts, Darryl	DB	34	Marshall	2015	0	0
Roberts, Elandon	LB	52	Houston	2016-19	60	33
Roberts, Tim	DE	94	Southern Mississippi	1995	13	12
Roberts, William	G	76	Ohio State	1995-96	32	27
Robinson, Bo	RB	41	West Texas State	1984	16	1
Robinson, Greg	OT	61,68	Sacramento State	1987	3	3
Robinson, Junior	CB	27	East Carolina	1990	16	0
Robinson, Rex	K	7	Georgia	1982	3	0
Robinson-Randall, Greg	T	64,77	Michigan State	2000-02	35	22
Robotti, Frank	LB-RB	51	Boston College	1961	12	NA
Rogers, Doug	DE	65	Stanford	1984	12	0
Romaniszyn, Jim	LB	53	Edinboro State (Pa.)	1976	11	2
Romeo, Tony	TE	86	Florida State	1962-67	75	0*
Romine, Al	DB	46	Florence State	1961	1	NA
Ross, D'Angelo	DB	41	New Mexico	2019	0	0
Rowe, Dave	DT	76	Penn State	1971-73	42	33
Rowe, Eric	DB	25	Utah	2016-18	21	12
Rucci, Todd	OG	71	Penn State	1993-99	85	75
Rucker, Reggie	WR	33	Boston University	1971-74	43	38
Rudolph, Jack	LB	80	Georgia Tech	1960-65	56	NA
Ruegamer, Grey	C/G	67	Arizona State	2000-02	33	3
Russ, Bernard	LB	51	West Virginia	1997-99	9	0
Russell, Leonard	RB	32	Arizona State	1991-93	43	40
Ruth, Mike	NT	65	Boston College	1986-87	8	0
Rutledge, Rod	TE	83	Alabama	1998-2001	63	31
Ruud, Bo	LB	91	Nebraska	2008	0	0
Ryan, Logan	CB	26	Rutgers	2013-16	64	40

PATRIOTS **ALL-TIME** ROSTER

- S -

NAME	POS.	#	COLLEGE	YEARS	GP	GS
Sabb, Dwayne	LB	95	New Hampshire	1992-96	73	24
Sacco, Frank	LB	95	Fordham	1987	2	0
Sagapolutele, Pio	DT	75	San Diego State	1996	15	10
Salas, Greg	WR	17	Hawaii	2012	1	0
Saltz, Lee	QB	12	Temple	1992	0	0
Sam, Christian	LB	44	Arizona State	2018	0	0
Sam, P.K.	WR	14	Florida State	2004	3	0
Samuel, Asante	CB	22	Central Florida	2003-07	75	53
Sanders, James	S	36	Fresno State	2005-10	84	50
Sanders, John	S	25	South Dakota	1974-76	30	24
Sanders, Lewis	DB	29	Maryland	2008	10	4
Sandham, Todd	OG	72	Northeastern	1987	2	0
Sands, Terdell	DL	74	Tennessee-Chattanooga	2009	1	0
Sanford, Rick	FS	25	South Carolina	1979-84	89	53
Sanu Sr., Mohamed	WR	14	Rutgers	2019	8	6
Saranovitz, Brian	OG	70	New Hampshire	1987	0	0
Sardisco, Tony	OG	64	Tulane	1960-62	40	NA
Satcher, Doug	LB	58	Southern Mississippi	1966-68	28	26
Sauerbrun, Todd	P	18	West Virginia	2006	2	0
Sawyer, Jon	CB	31	Cincinnati	1987	2	0
Saxon, Mike	P	4	San Diego State	1993	16	0
Sayler, Jace	DL	94	Michigan State	2001	2	1
Scarpito, Bob	WR-P	46	Notre Dame	1968	14	0
Schaum, Greg	DE	76	Michigan State	1978	14	0
Schmidt, Bob	OT	74	Minnesota	1964	14	NA
Scholtz, Bruce	LB	51	Texas	1989	8	2
Schottenheimer, Marty	LB	54	Pittsburgh	1969-70	23	5
Schroeder, Bill	WR	18	Wisconsin-La Crosse	1995	0	0
Schubert, Eric	K	1	Pittsburgh	1987	1	0
Schubert, Steve	WR	87	Massachusetts	1974	8	2
Schwedes, Gerhardt	RB	31	Syracuse	1960-61	7	NA
Schwenke, Brian	OL	63	California	2018	3	0
Scott, Chad	CB	30	Maryland	2005-07	17	9
Scott, Clarence	DB	26	Morgan State	1969-72	43	24
Scott, Guss	S	29,39	Florida	2004-06	6	2
Scott, Trevor	DE	99	Buffalo	2012	14	2
Scott, Walter	DL	94	East Carolina	1996	1	0
Scott, Willie	TE	88	South Carolina	1986-88	25	2
Scruggs, Greg	TE	83	Louisville	2016	0	0
Sealby, Randy	LB	53,59	Missouri	1987	2	1
Seau, Junior	LB	55	Sourthern Cal	2006-09	38	16
Secules, Scott	QB	10	Virginia	1993	12	4
Sellers, Ron	WR	34	Florida State	1969-71	35	30
Serwanga, Kato	CB	31	California	1998-2000	31	3
Seymour, Richard	DL	93	Georgia	2001-08	111	105
Shaw, Harold	FB	44	Southern Mississippi	1998-2000	35	0
Shaw, Sedrick	RB	23	Iowa	1997-98	14	1
Shaw, Terrance	CB	22	Stephen F. Austin	2001	13	3
Sheard, Jabaal	DL	93	Pittsburgh	2015-16	28	9
Shegog, Ron	SS	42	Austin Peay	1987	3	3
Shelton, Danny	DL	71	Washington	2018-19	29	15
Sherman, Tom	QB-DB	14	Penn State	1968-69	18	7
Shiancoe, Visanthe	TE	80	Morgan State	2012	5	0
Shiner, Dick	QB	11	Maryland	1973-74	4	0
Shoate, Rod	LB	56	Oklahoma	1975-81	76	65
Shonta, Chuck	DB	34	Eastern Michigan	1960-67	14	14
Shorts, Peter	DE	90	Illinois State	1989	1	0
Sievers, Eric	TE	85	Maryland	1989-90	24	6
Siliga, Sealver	DT	71,96	Utah	2013-15	25	13
Silvestro, Alex	DE	69	Rutgers	2011	1	0
Simerson, John	OT	75	Purdue	1961	10	NA
Simmons, Kendall	G	71	Auburn	2009	1	0
Simmons, Tony	WR	81	Wisconsin	1998-2000	38	9

PATRIOTS **ALL-TIME** ROSTER

NAME	POS.	#	COLLEGE	YEARS	GP	GS
Simon, John	DE	55	Ohio State	2018-19	27	14
Sims, Kenneth	DE	77	Texas	1982-89	74	64
Singer, Karl	OT	68	Purdue	1966-68	39	0
Singleton, Chris	LB	55	Arizona	1990-93	33	22
Sisson, Scott	K	9	Georgia Tech	1993	13	0
Skene, Doug	G	74	Michigan	1994	6	6
Skinner, Deontae	LB	55	Mississippi State	2014	7	1
Slade, Chris	LB	53	Virginia	1993-2000	127	108
Slater, Matthew	WR	18	UCLA	2008-19	173	3
Small, Torrance	WR	84	Alcorn State	2001	3	0
Smerlas, Fred	NT	76	Boston College	1991-92	32	1
Smith, Antowain	RB	32	Houston	2001-03	45	36
Smith, Donnell	DE	65	Southern	1973-74	21	0
Smith, Hal	DT	70	UCLA	1960	10	NA
Smith, John	K	1	Southampton (England)	1974-83	116	0
Smith, Jonathan	WR	81	Georgia Tech	2006	2	0
Smith, Kenny	DL	95	Alabama	2008	0	0
Smith, Le Kevin	DL	90	Nebraska	2006-08	31	0
Smith, Otis	CB	45	Missouri	1996, 2000-02	56	48
Smith, Ricky	DB	27	Alabama State	1982-84	26	0
Smith, Rod	DB	22	Notre Dame	1992-94	48	17
Smith, Sean	DE	97	Georgia Tech	1990-91	17	1
Snyder, Al	WR	38	Holy Cross	1964	2	NA
Snyder, Kevin	LB	45	Rutgers	2015	0	0
Solder, Nate	T	77	Colorado	2011-17	98	95
Solitis, Bob	DB	42	Minnesota	1960-61	3	NA
Songin, Ed "Butch"	QB	11	Boston College	1960-61	28	NA
Sopoaga, Isaac	DT	90	Hawaii	2013	6	2
Spach, Stephen	TE	82	Fresno State	2007-08	5	0
Spann, Antwain	CB	31	Louisiana-Lafayette	2006-08	19	0
Spears, Ron	DE	78	San Diego State	1982-83	8	1
Spikes, Brandon	LB	55	Florida	2010-13	51	39
Spires, Greg	DE	94	Florida State	1998-2000	42	3
Springs, Shawn	S	29	Ohio State	2009	12	8
St. Jean, Lennie	OG	60	N. Michigan	1964-73	140	96*
Stallworth, Donté	WR	18,19	Tennessee	2007, 2012	17	9
Stanback, Isaiah	WR/QB	15	Washington	2009	6	2
Stanley, Sylvester	NT	63	Michigan	1994	7	0
Stanley, Walter	WR	81	Colorado	1992	13	0
Starks, Duane	CB	23	Miami (Fla.)	2005	7	6
Starring, Stephen	WR	81	McNeese	1983-87	72	33
Staurovsky, Jason	K	4	Tulsa	1988-91	42	0
Steinfort, Fred	K	5	Boston College	1983	9	0
Stenger, Brian	LB	59	Notre Dame	1973	10	2
Stephens, Calvin	G	68	South Carolina	1992	14	1
Stephens, John	RB	44	NW Louisiana State	1988-92	76	59
Stephens, Tom	DB-TE	45	Syracuse	1960-64	49	NA
Stevens, Matt	S	26	Appalachian State	2000-01	16	4
Stidham, Jarrett	QB	4	Auburn	2019	3	0
Stingley, Darryl	WR	84	Purdue	1973-77	60	53
Stokes, Barry	OL	75	Eastern Michigan	2008	0	0
Stokes, Eric	C-G	78	Northeastern	1987	1	1
Stokes, J.J.	WR	85	UCLA	2003	2	0
Stolberg, Eric	WR	19	Indiana	1971	0	0
Stone, Michael	S	24	Memphis	2005	13	3
Stork, Bryan	OL	66	Florida State	2014-15	21	17
Striegal, Bill	LB	72	College of Pacific	1960	5	NA
Stuckey, Shawn	LB	93	Troy State	1998	6	0
Studstill, Pat	P	2	Houston	1972	14	0
Sturt, Fred	G	63	Bowling Green	1976-78	29	0
Suci, Bob	DB	21	Michigan State	1963	14	NA
Sudfeld, Zach	TE	44	Nevada	2013	3	0
Sullivan, Chris	DE	74	Boston College	1996-99, 2001	63	20
Svitek, Will	OL	74	Stanford	2013	13	2
Swanson, Terry	P	36	Massachusetts	1967-68	24	0
Sweet, Joe	WR	81	Tennessee State	1974	4	0
Sykes, Alfred	WR	13	Florida A&M	1971	4	1

PATRIOTS **ALL-TIME** ROSTER

- T -

NAME	POS.	#	COLLEGE	YEARS	GP	GS
Taliaferro, Mike	QB	17	Illinois	1968-71	32	25
Talib, Aqib	CB	31	Kansas	2012-13	19	18
Tanner, John	LB-DE	53	Tennessee Tech	1973-74	27	2
Tardits, Richard	LB	53	Georgia	1990-92	27	1
Tarpinian, Jeff	LB	53	Iowa	2011-12	10	1
Tarver, John	RB	36	Colorado	1972-74	31	15
Tate, Brandon	WR	19	North Carolina	2009-10	18	11
Tatupu, Mosi	RB	30	Southern Cal	1978-90	194	22
Taylor, Chris	RB	35	Indiana	2009	0	0
Taylor, Fred	RB	21	Florida	2009-10	13	1
Taylor, Gene	WR	82	Fresno State	1991	1	0
Taylor, Greg	RB	45	Virginia	1982	1	0
Taylor, Kitrick	WR	49	Washington State	1989	4	0
Tennant, Matt	OL	67	Boston College	2012	0	0
Testaverde, Vinny	QB	14	Miami (Fla.)	2006	3	0
Tharpe, Larry	OT	77	Tennessee State	1996	0	0
Thomas, Adalius	LB	96	Southern Mississippi	2007-09	39	35
Thomas, Ben	DE	99	Auburn	1985	15	0
Thomas, Blair	RB	32	Penn State	1994	3	0
Thomas, Demaryius	WR	88	Georgia Tech	2019	0	0
Thomas, David	TE	86	Texas	2006-08	32	13
Thomas, Donald	OL	64	Connecticut	2011-12	26	8
Thomas, Donnie	LB	51	Indiana	1976	3	1
Thomas, Gene	RB	22	Florida A&M	1968	9	4
Thomas, Henry	DT	95	Louisiana State	1997-2000	64	52
Thomas, Santonio	DL	92	Miami (Fla.)	2007	4	0
Thompkins, Kenbrell	WR	85	Cincinnati	2013-14	14	9
Thompson, Leroy	RB	36	Penn State	1994	16	1
Thompson, Reyna	CB	21	Baylor	1993	15	6
Thornton, Khyri	DL	74	Southern Mississippi	2015	0	0
Thuney, Joe	OL	62	North Carolina State	2016-19	64	64
Timpson, Michael	WR	83	Penn State	1989-94	70	25
Tippett, Andre	LB	56	Iowa	1982-88, 1990-93	151	139
Tipton, Dave	NT	60	Western Illinois	1975-76	12	0
Tobin, Matt	OL	64	Iowa	2018	0	0
Toler, Ken	WR	82	Mississippi	1981-82	25	0
Tomlinson, Eric	TE	82	Texas El-Paso	2019	2	2
Toner, Ed	DT	75	Massachusetts	1967-70	26	0
Towns, Bobby	DB	34	Georgia	1961	2	NA
Traylor, Keith	NT	98	Central State (Okla.)	2004	16	10
Trull, Don	QB	19	Baylor	1967	7	3
Tucker, Erroll	DB	21	Utah	1989	5	0
Tucker, Ross	OL	69	Princeton	2005	1	0
Tuitele, Maugaula	LB	47,59	Colorado State	2000-02	5	0
Tupa, Tom	P	19	Ohio State	1996-98	48	0
Turner, Bake	WR	40	Texas Tech	1970	14	13
Turner, Bill	DE	74	Boston College	1987	2	0
Turner, Kevin	RB	34	Alabama	1992-94	48	19
Turner, T.J.	LB	99	Michigan State	2001	2	0
Twombly, Darren	C	64	Boston College	1987	1	1
Tyms, Brian	WR	84	Florida A&M	2014-15	11	2

- U -

Underwood, Tiquan	WR	10	Rutgers	2011	6	0

- V -

Valentine, Vincent	DT	99	Nebraska	2016-17	13	2
van Eeghen, Mark	RB	34	Colgate	1982-83	24	16
Van Noy, Kyle	LB	53	Brigham Young	2016-19	51	45
Vataha, Randy	WR	18	Stanford	1971-76	82	44

PATRIOTS **ALL-TIME** ROSTER

NAME	POS.	#	COLLEGE	YEARS	GP	GS
Vaughn, Jon	RB	24	Michigan	1991-92	32	7
Vellano, Joe	DL	72	Maryland	2013-14	21	9
Ventrone, Ray	DB	41	Villanova	2006-08	17	0
Ventrone, Ross	DB	35	Villanova	2011	8	0
Vereen, Shane	RB	34	California	2011-14	42	8
Veris, Garin	DE	60,90	Stanford	1985-91	78	46
Viaene, David	OT	70	Minnesota-Duluth	1989-90	20	8
Villa, Danny	OT	75	Arizona State	1987-91, 97	75	62
Vinatieri, Adam	K	4	South Dakota State	1996-2005	160	0
Virkus, Scott	DE	70	San Francisco CC	1984	5	0
Vollmer, Sebastian	OL	76	Houston	2009-16	88	80
Vrabel, Mike	LB	50	Ohio State	2001-08	125	110

- W -

Waddle, LaAdrian	OL	68	Texas Tech	2015-18	31	7
Wagner, Bryan	P	9	Cal State-Northridge	1991, 95	8	0
Walker, Bruce	NT/DT	91	UCLA	1994-95	11	4
Walker, Casey	DL	98	Oklahoma	2014	5	1
Walker, Mike	K	12	None	1972	8	0
Walter, Ken	P	13,15	Kent State	2001-03, 06	46	0
Ward, David	LB	94	Southern Arkansas	1989	16	0
Ward, Dedric	WR	17	Northern Iowa	2003	4	0
Warren, Gerard	DL	92,98	Florida	2010, 2011	28	10
Warren, Lamont	RB	27	Colorado	1999	16	2
Warren, Ty	DL	94	Texas A&M	2003-10	105	92
Washington, Clyde	DB	31	Purdue	1960-61	27	NA
Washington, John	DT	76	Oklahoma State	1993	16	13
Washington, Kelley	WR	15	Tennessee	2007-08	24	0
Washington, Leon	RB	33	Florida State	2013	2	0
Washington, Mark	CB	46	Morgan State	1979	12	0
Washington, Mickey	CB	21	Texas A&M	1990-91	25	4
Washington, Ted	NT	92	Louisville	2003	10	10
Waters, Brian	G	54	North Texas	2011	16	16
Watson, Benjamin	TE	84	Georgia	2004-09, 19	81	55
Watson, Dekoda	LB	53,52	Florida State	2015	3	0
Watson, Dave	G	67	Georgia Tech	1963-64	28	NA
Weathers, Robert	RB	24	Arizona State	1982-86	44	6
Weathers,Clarence	WR	82	Delaware State	1983-84	25	0
Weaver, Jed	TE	85	Oregon	2004	10	1
Webb, Don	DB	42	Iowa State	1961-71	134	60*
Webster, George	LB	90	Michigan State	1974-76	37	25
Webster, Jason	CB	23	Texas A&M	2008	3	0
Weisacosky, Ed	LB	66	Miami (Fla.)	1971-72	28	23
Weishuhn, Clayton	LB	53	Angelo State	1982-86	30	26
Welch, Claxton	RB	43	Oregon	1973	2	1
Welch, Thomas	OL	66	Vanderbilt	2011	3	1
Welker, Wes	WR	83	Texas Tech	2007-12	93	78
Wells, Billy	RB	41	Michigan State	1960	12	NA
Wendell, Ryan	OL	62	Fresno State	2009-15	79	49
West, Mel	RB	24	Missouri	1961	4	NA
Westbrook, Don	WR	83	Nebraska	1977-81	71	1
Weston, Kade	DE	66	Georgia	2010	0	0
Whalen, Griff	WR	14	Stanford	2016	0	0
Whalen, Jim	TE	82	Boston College	1965-69	70	27*
Wheatley, Terrence	CB	22	Colorado	2008-10	11	1
Wheeler, Dwight	OT	62	Tennessee State	1978-83	72	39
Wheeler, Mark	DT	97	Texas A&M	1996-98	40	31
Whigham, Larry	S	25	NE Louisiana	1994-2000	106	4
White, Adrian	S	38	Florida	1993	5	4
White, Chris	LB	59	Mississippi State	2013-14	29	0
White, David	LB	51	Nebraska	1993	6	0
White, Harvey	QB	10	Clemson	1960	9	NA
White, James	RB	28	Wisconsin	2014-19	78	13
White, Jeff	K-P	2	Texas El Paso	1973	11	0

PATRIOTS **ALL-TIME** ROSTER

NAME	POS.	#	COLLEGE	YEARS	GP	GS
White, Jim	DE	87	Colorado State	1972	13	6
White, Reggie	DT/NT	90	North Carolina A&T	1995	16	9
White, Tracy	LB	58	Howard	2010-12	42	2
Whitingham, Fred	LB	53	Cal Poly	1970	13	0
Whitten, Todd	QB	15	Stephen F. Austin	1987	1	0
Wichard, Murray	DE	90	Frostburg State	1987	3	0
Wiggins, Jermaine	TE	85	Georgia	2000-01	20	8
Wilburn, Steve	DE	99	Illinois State	1987	3	3
Wilfork, Vince	DT	75	Miami (Fla.)	2004-14	158	148
Wilhite, Jonathan	CB	24	Auburn	2008-10	39	13
Williams, D.J.	TE	45	Arkansas	2013	2	0
William, J.R.	LB-C	55	Louisiana Tech	1968-70	38	2
Williams, Brent	DE	96	Toledo	1986-93	121	102
Williams, Brian	TE	49	Southern	1982	1	0
Williams, Brooks	TE	80	North Carolina	1983	13	1
Williams, Derwin	WR	82	New Mexico	1985-87	42	1
Williams, Ed	LB	54	Texas	1984-87, 90	62	10
Williams, Gemara	CB	42	Buffalo	2006	0	0
Williams, Grant	T	76	Louisiana Tech	2000-01	29	12
Williams, Joejuan	CB	33	Vanderbilt	2019	9	0
Williams, Jon	RB	44	Penn State	1984	9	0
Williams, Larry	G	75	Notre Dame	1992	13	9
Williams, Lester	NT	72	Miami (Fla.)	1982-85	42	13
Williams, Malcolm	DB	41	Texas Christian	2011-12	4	0
Williams, Michael	TE	85	Alabama	2015-16	15	9
Williams, Perry	CB	38	Clemson	1987	3	0
Williams, Tank	S	26	Stanford	2008	0	0
Williams, Toby	DE	90	Nebraska	1983-88	80	56
Williams, Trey	RB	31	Texas A&M	2015	0	0
Wilson, Adrian	S	24	North Carolina State	2013	0	0
Wilson, Curtis	OC	75	Missouri	1989	0	0
Wilson, Darrell	DB	47	Connecticut	1981	1	0
Wilson, Darryal	WR	48	Tennessee	1983	9	0
Wilson, David	DB	26	California	1992	1	0
Wilson, Ed	QB	12	Arizona	1965	14	NA
Wilson, Eugene	DB	26	Illinois	2003-07	62	55
Wilson, Jerrel	P	4	Southern Mississippi	1978	14	0
Wilson, Joe	RB	23	Holy Cross	1974	12	0
Wilson, Marc	QB	15	Brigham Young	1989-90	30	10
Wilson, Tavon	DB	27	Illinois	2012-15	54	4
Windsor, Bob	TE	86	Kentucky	1972-75	48	44
Winovich, Chase	DL	50	Michigan	2019	16	0
Winslow, Kellen	TE	82	Miami (Fla.)	2012	1	0
Wirgowski, Dennis	DE	70	Purdue	1970-72	37	36
Wise Jr., Deatrich	DL	91	Arkansas	2017-19	46	11
Witt, Mel	DT	70	Arlington State	1967-70	35	14
Wohlabaugh, Dave	C	64	Syracuse	1995-98	57	57
Wonsley, George	RB	53	Mississippi State	1989	5	0
Woodhead, Danny	RB	39	Chadron State	2010-12	45	9
Woods, Carl	RB	34	Vanderbilt	1987	2	0
Woods, Pierre	LB	58	Michigan	2006-10	54	8
Woody, Damien	C	65	Boston College	1999-2003	78	76
Wooten, Ron	OG	61	North Carolina	1982-88	98	96
Wren, Darryl	CB	27	Pittsburg (Kan.) State	1993-94	33	5
Wright, Elmo	WR	17	Houston	1975	8	4
Wright, Mike	DL	99	Cincinnati	2005-11	81	22
Wright, Tim	TE	81	Rutgers	2014	16	2
Wyman, Devin	DT	72	Kentucky State	1996-98	15	4
Wynn, Isaiah	OL	76	Georgia	2018-19	8	8

PATRIOTS **ALL-TIME** ROSTER

- Y -

Yancy, Carlos	CB	40	Georgia	1995	4	0
Yates, Billy	G	74	Texas A&M	2005-08	22	11
Yates, Bob	OT-G-C	50	Syracuse	1960-65	67	NA
Yewcic, Tom	P-QB	14	Michigan State	1961-66	77	NA

- Z -

Zabel, Steve	LB	54	Oklahoma	1975-78	50	48
Zackery, Tony	FS	25	Washington	1990-91	19	0
Zamberlin, John	LB	54	Pacific Lutheran	1979-82	56	15
Zendejas, Joaquin	K	2	LaVerne (Calif.)	1983	2	0
Zereoue, Amos	RB	31	West Virginia	2005	3	0
Zolak, Scott	QB	16	Maryland	1991-98	53	7
Zusevics, Markus	OL	66	Iowa	2012-13	0	0

PATRIOTS ALL-TIME DRAFT

2020

Rd	Player	Pk	Pos	College
1	(Traded to L.A. Chargers)	23		
2a	Kyle Dugger	37	DB	Lenoir-Rhyne
2b	Josh Uche	60	LB	Michigan
3a	(Traded to Baltimore)	71		
3b	Anfernee Jennings	87	LB	Alabama
3c	Devin Asiasi	91	TE	UCLA
3d	Traded to Baltimore	98		
3e	Traded to Las Vegas	100		
3f	Dalton Keene	101	TE	Virginia Tech
4a	(Traded to N.Y. Jets)	125		
4b	(Traded to N.Y. Jets)	129		
4c	(Traded to Las Vegas)	139		
5a	Justin Rohrwasser	159	K	Marshall
5b	(Traded to Las Vegas)	172		
6a	Mike Onwenu	182	OL	Michigan
6b	Justin Herron	195	OL	Wake Forest
6c	Cassh Maluia	204	LB	Wyoming
6d	(Traded to Indianapolis)	212		
6e	(Traded to Indianapolis)	213		
7	Dustin Woodard	230	OL	Memphis

2020 DRAFT NOTES

For more details on all trades involving draft picks, please see trades list on following pages.

1 Acquired the L.A. Chargers 2020 second-round pick (37th overall) and 2020 third-round pick (71st overall) in a draft-day trade on April 23, 2020 in exchange for a 2020 first-round draft pick (23rd overall).

2b Acquired Baltimore's 2020 second-round pick (60th overall) and a 2020 fourth-round pick (129th overall) in a draft-daft day trade on April 24, 2020 in exchange for two 2020 third-round picks (71st overall) and (98th overall).

3c Acquired Las Vegas' 2020 third-round pick (91st overall) and a 2020 fifth-round pick (159th overall) in a draft-day trade on April 24, 2020 in exchange for a 2020 third-round pick (100th overall), 2020 fourth-round pick (139th overall) and 2020 fifth-round pick (172nd overall).

3f Acquired N.Y. Jets' 2020 third-round pick (101st overall) in a draft-day trade on April 24, 2020 in exchange for 2020 fourth-round picks (125th overall) and (129th overall) and a 2021 sixth-round draft pick.

6a Acquired Indianapolis' 2020 sixth-round pick (182nd overall) in a draft-day trade on April 25, 2020 in exchange for 2020 sixth-round picks (212th overall) and (213th overall).

6b Acquired Denver's sixth-round pick (195th overall) on Aug. 31, 2019 in exchange for DB Duke Dawson Jr.

6c Acquired Houston's sixth-round draft pick (204th overall) on Aug. 31, 2019 in exchange for DB Keion Crossen.

7 Acquired Atlanta's seventh-round draft pick (230th overall) on Aug. 31, 2018 in exchange for DB Jordan Richards.

2019

Rd	Player	Pk	Pos	College
1	N'Keal Harry	32	WR	Arizona State
2a	Joejuan Williams	45	CB	Vanderbilt
2b	(Traded to L.A. Rams)	56		
2c	(Traded to Seattle)	64		
3a	(Traded to Chicago)	73		
3b	Chase Winovich	77	DL	Michigan
3c	Damien Harris	87	RB	Alabama
3d	(Traded to L.A. Rams)	97		
3e	Yodny Cajuste	101	OL	West Virginia
4a	Hjalte Froholdt	118	OL	Arkansas
4b	Jarrett Stidham	133	QB	Auburn
4c	(Traded to L.A. Rams)	134		
5a	Byron Cowart	159	DL	Maryland
5b	(Traded to Minnesota)	162		
5c	Jake Bailey	163	P	Stanford
5d	(Traded to Philadelphia)	167		
6	(Traded to Chicago)	205		
7a	(Traded to Minnesota)	239		
7b	(Traded to L.A. Rams)	243		
7c	(Traded to Philadelphia)	246		
7d	Ken Webster	252	DB	Mississippi

2019 DRAFT NOTES

For more details on all trades involving draft picks, please see trades list on following pages.

2a Acquired the L.A. Rams 2019 second-round draft pick (45th overall) in a draft-day trade in exchange for a 2019 second-round draft pick (56th overall) and a 2019 third-round draft pick (101st) overall.

2c Acquired Seattle's 2019 third-round draft pick (77th overall) and 2019 fourth-round draft pick (118th overall) in a draft day trade on April 26, 2019 in exchange for a 2019 second-round pick (64th overall).

3a Acquired Chicago's 2019 third-round draft pick (87th overall) and 2019 fifth-round draft pick (162nd overall) and a 2020 fourth-round draft pick in a draft day trade on April 26, 2019 in exchange for a 2019 third-round draft pick (73rd overall) and 2019 sixth-round draft pick (205th overall).

3c Acquired the L.A. Rams 2019 third-round pick (101st overall) and 2019 fourth-round pick (133rd overall) in a draft day trade on April 27, 2019 in exchange for a 2019 third-round pick (97th overall) and 2019 fifth-round pick (162nd overall). The Patriots had traded the 101st pick to the Rams in an earlier draft day trade.

5c Acquired Philadelphia's 2019 fifth-round draft pick (163rd overall) in a draft day trade on April 27, 2019 in exchange for a 2019 fifth-round (167th overall) and a 2019 seventh-round draft pick (246th overall).

5d Acquired Minnesota's 2019 fifth-round draft pick (159th overall) in a draft day trade on April 27, 2019 in exchange for a 2019 fifth-round draft pick (162nd overall) and a 2019 seventh-round pick (239th overall).

PATRIOTS ALL-TIME DRAFT

2018

Rd	Player	Pk	Pos	College
1a	Isaiah Wynn	23	OL	Georgia
1b	Sony Michel	31	RB	Georgia
2a	(Traded to Detroit)	43		
2b	(Traded to Chicago)	51		
2c	Duke Dawson	56	DB	Florida
2d	(Traded to Tampa Bay)	63		
3	(Traded to San Francisco)	95		
4a	(Traded to Cleveland)	105		
4b	(Traded to Detroit)	114		
4c	(Traded to Tampa Bay)	117		
4d	(Traded to Philadelphia)	131		
4e	(Traded to L.A. Rams)	136		
5a	Ja'Whaun Bentley	143	LB	Purdue
5b	(Traded to Oakland)	159		
5c	(Traded to Seattle)	168		
6a	Christian Sam	178	LB	Arizona State
6b	(Traded to Kansas City)	198		
6c	(Traded to Cleveland)	205		
6d	Braxton Berrios	210	WR	Miami (Fla.)
7a	Danny Etling	219	QB	Louisiana State
7b	(Traded to Philadelphia)	233		
7c	Keion Crossen	243	DB	Western Carolina
7d	(Traded to Cincinnati)	249		
7e	Ryan Izzo	250	TE	Florida State

2018 DRAFT NOTES

For more details on all trades involving draft picks, please see trades list on following pages.

1a Acquired the L.A. Rams 2018 first-round draft pick (23 overall) and a 2018 sixth-round draft pick (198 overall) in a trade on April 4, 2018 in exchange for WR Brandin Cooks and a 2018 fourth-round draft pick (136 overall).

2a Acquired San Francisco's 2018 second-round draft pick (43 overall) in a trade on Oct. 31, 2017 in exchange for QB Jimmy Garoppolo, which was then traded to Detroit in a draft day trade on April 27, 2018 in exchange for a 2018 second-round draft pick (51 overall) and a 2018 fourth-round draft pick (117 overall).

2b Pick traded to Chicago in a draft day trade on April 27, 2018 in exchange for a 2018 fourth-round draft pick (105 overall) and a 2019 second-round draft pick.

2c Acquired Tampa Bay's 2018 second-round draft pick (56 overall) in a draft day trade on April 27, 2017 in exchange for a 2018 second-round draft pick (63 overall) and a 2018 fourth-round draft pick (117 overall).

3 Pick traded to San Francisco in a draft day trade on April 27, 2018 in exchange for OL Trent Brown and a 2018 fifth-round draft pick (143 overall).

4a Pick traded to Cleveland in a draft day trade on April 28, 2018 in exchange for a 2018 fourth-round draft pick (114 overall) and a 2018 sixth-round draft pick (178 overall).

4b Pick traded to Detroit in a draft day trade on April 28, 2018 in exchange for a 2019 third-round draft pick.

4d Pick traded to Philadelphia on Sept. 7, 2016 in exchange for DB Eric Rowe.

5b Pick traded to Oakland on March 19, 2018 in exchange for WR Cordarrelle Patterson and a 2018 sixth-round draft pick (210 overall).

5c Pick traded to Seattle along with a 2018 seventh-round draft pick (250 overall), that was originally acquired from Seattle on Sept. 1, 2017 in exchange for DB Justin Coleman, in exchange for DE Cassius Marsh on Sept. 2, 2017.

6b Pick traded to Kansas City in a draft day trade on April 28, 2018 in exchange for Kansas City's two 2018 seventh-round draft picks (233 and 243 overall).

6c Pick traded to Cleveland on March 15, 2018 in exchange for CB Jason McCourty and a 2018 seventh-round draft pick (219 overall).

7d Pick traded to Cincinnati on Aug. 29, 2017 in exchange for LB Marquis Flowers.

7e Acquired from Philadelphia along with a 2019 seventh-round draft pick in a draft day trade in exchange for a 2018 seventh-round draft pick (233 overall).

2017

Rd	Player	Pk	Pos	College
1	(Traded to New Orleans)	32		
2	(Traded to Carolina)	64		
3a	(Traded to Tennessee)	72		
3b	Derek Rivers	83	DE	Youngstown State
3c	Tony Garcia	85	OL	Troy
3d	(Traded to Detroit)	96		
3c	(Traded to New Orleans)	103		
4a	NA	Forfeited		
4b	(Traded to Detroit)	124		
4c	Deatrich Wise, Jr.	131	DE	Arkansas
4d	(Traded to Indianapolis)	137		
5a	(Awarded to Buffalo)	163		
5b	(Traded to Cleveland)	175		
5c	(Traded to Kansas City)	183		
6a	(Traded to Tennessee)	200		
6b	Conor McDermott	211	OL	UCLA
6c	(Traded to Detroit)	215		
6d	(Traded to Dallas)	216		
7a	(Traded to Dallas)	239		
7b	(Traded to Detroit)	250		

2017 DRAFT NOTES

For more details on all trades involving draft picks, please see trades list on following pages.

5c was awarded as compensatory selections.

1 Pick traded to New Orleans along with No. 103 overall on March 11, 2017, in exchange for WR Brandin Cooks and New Orleans' 2017 fourth-round pick (118 overall). New England obtained Cleveland's 2017 third-round compensatory pick (103 overall) in an exchange for LB Jamie Collins on Oct. 31, 2016. The Patriots forfeited the highest of their 2017 fourth-round picks.

2 Pick traded to Carolina on March 11, 2017, in exchange for DE Kony Ealy and Carolina's 2017 third-round draft pick (72 overall).

3a Pick traded to Tennessee in a draft day trade on April 28, 2017, along with a Patriots sixth-round pick (200 overall) in exchange for a Tennessee 2017 third-round pick (83 overall) and fourth-round pick (124 overall).

4b Acquired in a draft day trade with Seattle on April 30, 2016, along with a Seattle 2016 seventh-round pick (225 overall) in exchange for the Patriots 2016 fifth-round pick (147 overall) and their 2016 seventh-round pick (243 overall).

PATRIOTS ALL-TIME DRAFT

2017 (CONT.)

4c Pick traded to Indianapolis on March 9, 2017, in exchange for TE Dwayne Allen and a 2017 sixth-round draft pick (200 overall).

5a Pick awarded to Buffalo after the Patriots signed restricted free agent RB Mike Gillislee on April 24, 2017.

5b Pick traded to Cleveland on Aug. 25, 2016, in exchange for LB Barkevious Mingo.

5c Acquired TE James O'Shaughnessy and a 2017 sixth-round draft pick (216 overall) in a draft day trade with Kansas City in exchange for a 2017 fifth-round draft pick (183 overall).

6c Pick traded to Detroit on Oct. 25, 2016, in exchange for LB Kyle Van Noy and Detroit's 2017 seventh-round pick (239 overall).

6d Pick traded to Dallas in a draft day trade on April 29, 2017, along with a 2017 seventh-round draft pick (239 overall) in exchange for a 2017 sixth-round pick (216 overall) and seventh-round pick (239 overall).

7b Pick traded to Detroit in exchange for TE Michael Williams on Aug. 26, 2015.

2016

Rd	Player	Pk	Pos	College
1	Forfeited	29		
2	Cyrus Jones	60	CB	Alabama
3a	Joe Thuney	78	OL	North Carolina St.
3b	Jacoby Brissett	91	QB	North Carolina St.
3c	Vincent Valentine	96	DT	Nebraska
4a	Malcolm Mitchell	112	WR	Georgia
4b	(Traded to Chicago)	127		
5a	(Traded to Seattle)	147		
5b	(Traded to Houston)	166		
6a	(Traded to Miami)	196		
6b	(Traded to Miami)	204		
6c	Kamu Grugier-Hill	208	S	Eastern Illinois
6d	Elandon Roberts	214	LB	Houston
6e	Ted Karras	221	G	Illinois
7a	Devin Lucien	225	WR	Arizona State
7b	(Traded to Seattle)	243		
7c	(Traded to Miami)	250		

2016 DRAFT NOTES

For more details on all trades involving draft picks, please see trades list on following pages.

3c, 6c, 6d and 6e were awarded as compensatory selections.

3a Acquired New Orleans 2016 third-round pick (78 overall) and fourth-round pick (112 overall) in a 2016 draft day trade in exchange for the Patriots 2016 second-round pick (61 overall).

2b Acquired Arizona's 2016 second-round pick (61 overall) and G Jonathan Cooper in exchange for DE Chandler Jones on March 13, 2016.

5a Acquired Miami's 2016 fifth-round pick (147 overall) in a 2016 draft day trade in exchange for two of the Patriots 2016 sixth-round picks (196 overall and 204 overall) and the Patriots 2016 seventh-round pick (250 overall).

5b Pick traded to Houston in exchange for WR Keshawn Martin and a 2016 sixth-round pick (196 overall) on Sept. 17, 2015.

6b Pick traded to Chicago in exchange for LB Jonathan Bostic on Sept. 29, 2015, and then re-obtained in a trade with Chicago on March 17, 2016, for TE Martellus Bennettt in exchange for the Patriots 2016 fourth-round pick (127 overall).

7a Acquired Seattle's 2016 seventh-round pick (225 overall) and Seattle's 2017 fourth-round pick in a draft day trade in exchange for the Patriots 2016 fifth-round pick (147 overall) and the Patriots 2016 seventh-round pick (243 overall).

7b Acquired Houston's 2016 seventh-round draft pick in exchange for QB Ryan Mallett on Aug. 31, 2014.

2015

Rd	Player	Pk	Pos	College
1	Malcom Brown	32	DL	Texas
2	Jordan Richards	64	DB	Stanford
3a	(Traded to Cleveland)	96		
3b	Geneo Grissom	97	DL	Oklahoma
4a	Trey Flowers	101	DL	Arkansas
4b	Tre' Jackson	111	G	Florida State
4c	Shaq Mason	131	OL	Georgia Tech
5a	(Traded to Green Bay)	147		
5b	Joe Cardona	166	LS	Navy
6a	Matthew Wells	178	LB	Mississippi State
6b	AJ Derby	202	TE	Arkansas
7a	(Traded to Cleveland)	219		
7b	Darryl Roberts	247	DB	Marshall
7c	Xzavier Dickson	253	DL	Alabama

2015 DRAFT NOTES

For more details on all trades involving draft picks, please see trades list on following pages.

3b and 7c were awarded as compensatory selections

4b Acquired Cleveland's 2015 fourth round pick (111 overall), fifth round pick (147 overall) and sixth round pick (202 overall) in a 2015 draft day trade in exchange for the Patriots 2015 third round pick (96 overall) and the Patriots seventh round pick (219 overall).

5b Acquired Green Bay's 2015 fifth round pick (166th overall) and seventh round pick (247th overall) in a 2015 draft day trade in exchange for the Patriots 2015 fifth round pick (147th overall).

2014

Rd	Player	Pk	Pos	College
1	Dominique Easley	29	DL	Florida
2	Jimmy Garoppolo	62	QB	Eastern Illinois
3	(Traded to Jacksonville)	93		
4a	Bryan Stork	105	OL	Florida State
4b	James White	130	RB	Wisconsin
4c	Cameron Fleming	140	OL	Stanford
5	(Traded to Philadelphia)	169		
6a	Jon Halapio	179	OL	Florida

PATRIOTS ALL-TIME DRAFT

6b	Zach Moore	198	DL	Concordia-St. Paul
6c	Jemea Thomas	206	DB	Georgia Tech
7	Jeremy Gallon	244	WR	Michigan

2014 DRAFT NOTES

For more details on all trades involving draft picks, please see trades list on following pages.

4c was awarded as a compensatory draft choice.

3 Acquired Jacksonville's 2014 fourth round pick (105 overall) and sixth round pick (179 overall) during a 2014 draft day trade on May 9, 2014 in exchange for the Patriots 2014 third round pick (93 overall).

5 Pick traded to Philadelphia on Oct. 29, 2013, in exchange for DL Isaac Sopoaga and a 2014 sixth-round draft pick (198 overall).

2013

Rd	Player	Pk	Pos	College
1	(Traded to Minnesota)	29		
2a	Jamie Collins	52	LB	Southern Miss.
2b	Aaron Dobson	59	WR	Marshall
3a	Logan Ryan	83	CB	Rutgers
3b	Duron Harmon	91	DB	Rutgers
4a	Josh Boyce	102	WR	Texas Christian
4b	(Traded to Tampa Bay)	126		
5	(Traded to Washington)	162		
6	(Traded to Cincinnati)	197		
7a	Michael Buchanan	226	DL	Illinois
7b	(Traded to Tampa Bay)	229		
7c	Steve Beauharnais	235	LB	Rutgers

2013 DRAFT NOTES

For more details on all trades involving draft picks, please see trades list on following pages.

1 Acquired Minnesota's 2013 second-round pick (52 overall), third-round pick (83 overall), fourth-round pick (102 overall) and seventh-round pick (229 overall) during a 2013 draft day trade on April 25 in exchange for the Patriots 2013 first-round pick (29 overall).

4b Pick traded to Tampa Bay on Nov. 1, 2012 in exchange for CB Aqib Talib and a 2013 seventh-round pick.

5 Pick traded to Washington on July 29, 2011 in exchange for DL Albert Haynesworth.

6 Pick traded to Cincinnati on July 29, 2011 in exchange for WR Chad Ochocinco.

7b The Patriots acquired RB LeGarrette Blount in a draft day trade with Tampa Bay on April 27, 2013 in exchange for RB Jeff Demps and a 2013 seventh-round pick (229 overall).

2012

Rd	Player	Pk	Pos	College
1a	Chandler Jones	21	DE	Syracuse
1b	Dont'a Hightower	25	LB	Alabama
2a	Tavon Wilson	48	DB	Illinois
2b	(Traded to Green Bay)	62		
3a	Jake Bequette	90	DE	Arkansas
3b	(Traded to Cincinnati)	93		
4	(Traded to Denver)	126		
5	(Traded to Green Bay)	163		
6	Nate Ebner	197	DB	Ohio State
7a	Alfonzo Dennard	224	CB	Nebraska
7b	Jeremy Ebert	235	WR	Northwestern

2012 DRAFT NOTES

For more details on all trades involving draft picks, please see trades list on following pages.

1a Acquired Cincinnati's 2012 first-round pick in exchange for the Patriots 2012 first-round pick (27 overall) and the Patriots 2012 third-round pick (93 overall).

1b Acquired Denver's 2012 first-round pick in exchange for the Patriots 2012 first-round pick (31 overall) and the Patriots 2012 fourth-round pick (126 overall).

2b Pick traded to Green Bay for a 2012 third-round pick (90 overall) and a 2012 fifth-round pick (163 overall).

3b Pick traded to Cincinnati along with a 2012 first-round pick (27 overall) in exchange for Cincinnati's 2012 first-round pick (21 overall).

4 Pick traded to Denver along with a 2012 first-round pick (31 overall in exchange for Denver's first-round pick (25 overall).

2011

Rd	Player	Pk	Pos	College
1a	Nate Solder	17	OL	Colorado
1b	(Traded to New Orleans)	28		
2a	Ras-I Dowling	33	DB	Virginia
2b	Shane Vereen	56	RB	California
2c	(Traded to Houston)	60		
3a	Stevan Ridley	73	RB	Louisiana State
3b	Ryan Mallett	74	QB	Arkansas
3c	(Traded to Oakland)	92		
4	(Traded to Oakland)	125		
5a	Marcus Cannon	138	OL	Texas Christian
5b	Lee Smith	159	TE	Marshall
6a	(Traded to Philadelphia)	193		
6b	Markell Carter	194	LB	Central Arkansas
7	Malcolm Williams	219	DB	Texas Christian

2011 DRAFT NOTES

For more details on all trades involving draft picks, please see trades list on following pages.

1b Pick traded to New Orleans for 2012 first-round pick and a 2011 second-round pick (56 overall).

2c Pick traded to Houston for 2011 third-round choice (73 overall) and 2011 fifth-round pick (138 overall).

3c Pick traded to Oakland for 2012 second-round choice and 2011 seventh-round pick (219 overall).

6a Pick traded to Philadelphia for sixth-round choice (194 overall).

PATRIOTS ALL-TIME DRAFT

2010

Rd	Player	Pk	Pos	College
1a	(Traded to Denver)	22		
1b	(Traded to Dallas)	24		
1c	Devin McCourty	27	CB	Rutgers
2a	Rob Gronkowski	42	TE	Arizona
2b	(Traded to Oakland)	44		
2c	(Traded to Arizona)	47		
2d	Jermaine Cunningham	53	LB	Florida
2e	(Traded to Houston)	58		
2f	Brandon Spikes	62	LB	Florida
3a	(Traded to Carolina)	89		
3b	Taylor Price	90	WR	Ohio University
4a	Aaron Hernandez	113	TE	Florida
4b	(Traded to Dallas)	119		
5	Zoltan Mesko	150	P	Michigan
6a	(Traded to Oakland)	190		
6b	Ted Larsen	205	OL	N.C. State
7a	Thomas Welch	208	OL	Vanderbilt
7b	(Traded to Washington)	229		
7c	(Traded to Washington)	231		
7d	Brandon Deaderick	247	DL	Alabama
7e	Kade Weston	248	DL	Georgia
7f	Zac Robinson	250	QB	Oklahoma St.

2010 DRAFT NOTES

For more details on all trades involving draft picks, please see trades list on following pages.

6b, 7d, 7e, 7f were awarded as compensatory draft choices.

1a Pick traded to Denver in exchange for a 2010 first-round pick (24 overall) and a 2010 fourth-round pick (113 overall).

1c Pick acquired from Dallas with their 2010 third-round (90 overall) pick in exchange for a 2010 first-round pick (24 overall) and a 2010 fourth-round pick (119 overall).

2a Pick acquired from Oakland in exchange for the Patriots 2010 second-round pick (44 overall) and their 2010 sixth-round pick (190 overall).

2c Pick traded to Arizona in exchange for a 2010 second-round pick (58 overall) and a 2010 third-round pick (89 overall). Pick was originally acquired from Tennessee in a 2009 draft-day trade.

2e Pick traded to Houston in exchange for a 2010 second-round pick (62 overall) and a fifth-round pick (150 overall). Pick was originally acquired from Arizona in previously mentioned trade.

3a Pick traded to Carolina in exchange for a 2011 second-round pick. Pick was originally acquired from Arizona in previously mentioned trade.

7a Pick acquired from Washington in exchange for two 2010 seventh-round picks (229 and 231 overall).

2009

Rd	Player	Pk	Pos	College
1	(Traded to Baltimore)	23		
2a	Patrick Chung	34	S	Oregon
2b	Ron Brace	40	DL	Boston College
2c	Darius Butler	41	DB	Connecticut
2d	Sebastian Vollmer	58	OL	Houston
3a	Brandon Tate	83	WR	North Carolina
3b	Tyrone McKenzie	97	LB	South Florida
4	Rich Ohrnberger	123	OL	Penn State
5a	(Traded to Philadelphia for WR Greg Lewis)			
5b	George Bussey	170	OL	Louisville
6a	Jake Ingram	198	LS	Hawaii
6b	Myron Pryor	207	DL	Kentucky
7a	Julian Edelman	232	WR	Kent State
7b	Darryl Richard	234	DL	Georgia Tech

2009 DRAFT NOTES

For more details on all trades involving draft picks, please see trades list on following pages.

3b, 5 and 6b were awarded as compensatory draft choices.

1 Pick traded to Baltimore for a 2009 first-round pick (26 overall) and a 2009 fifth-round pick (162 overall). The Patriots used subsequent trades to turn those picks into selections 2c, 3a and 7a in addition to a 2010 second-round choice.

2a Pick acquired from Kansas City in exchange for QB Matt Cassel and LB Mike Vrabel.

2b Pick acquired from Oakland in exchange for a 2009 second-round pick (47 overall), a 2009 fourth-round pick (124 overall) and a 2009 sixth-round pick (199 overall).

2c Pick acquired from Green Bay along with two 2009 third-round picks (73 overall and 83 overall) in exchange for a 2009 first-round pick (26 overall) and a 2009 fifth-round pick (162 overall).

3a Pick acquired from Green Bay along with a 2009 second-round pick (41 overall) and a 2009 third-round pick (73 overall) in exchange for a 2009 first-round pick (26 overall) and a 2009 fifth-round pick (162 overall).

4 Pick acquired from Baltimore along with a 2009 sixth-round selection (198 overall) in exchange for two 2009 fifth-round selections (137 overall and 141 overall) that had been acquired from Philadelphia in exchange for CB Ellis Hobbs.

6a Pick acquired from Baltimore along with a 2009 fourth-round selection (123 overall) in exchange for two 2009 fifth-round selections (137 overall and 141 overall) that had been acquired from Philadelphia in exchange for CB Ellis Hobbs.

7a Pick acquired from Jacksonville along with a 2010 second-round pick in exchange for a 2009 third-round pick (73 overall).

PATRIOTS ALL-TIME DRAFT

2008

Rd	Player	Pk	Pos	College
1	Jerod Mayo	10	LB	Tennessee
2	Terrence Wheatley	62	CB	Colorado
3a	Shawn Crable	78	LB	Michigan
3b	Kevin O'Connell	94	QB	San Diego State
4	Jonathan Wilhite	129	CB	Auburn
5	Matthew Slater	153	WR	UCLA
6	Bo Ruud	197	LB	Nebraska

2008 DRAFT NOTES

For more details on all trades involving draft picks, please see trades list on following pages.

1 Pick acquired from New Orleans along with a 2008 third-round selection (78 overall - LB Shawn Crable) in exchange for a 2008 first-round selection (7 overall) and a 2008 fifth-round selection (164 overall).

3a Pick acquired from New Orleans along with a 2008 first-round selection (10 overall - LB Jerod Mayo) in exchange for a 2008 first-round selection (7 overall) and a 2008 fifth-round selection (164 overall).

5 Pick acquired from Tampa Bay in exchange for a 2008 fifth-round selection (160 overall) and a 2008 seventh-round selection (238 overall).

2007

Rd	Player	Pk	Pos	College
1	Brandon Meriweather	24	DB	Miami (Fla.)
2	(To Miami as part of trade for WR Wes Welker)			
4a	(To Oakland in exchange for WR Randy Moss)			
4b	Kareem Brown	127	DL	Miami (Fla.)
5	Clint Oldenburg	171	T	Colorado State
6a	Justin Rogers	180	LB	Southern Methodist
6b	Mike Richardson	202	CB	Notre Dame
6c	Justise Hairston	208	RB	Central Connecticut
6d	Corey Hilliard	209	T	Oklahoma State
7a	Oscar Lua	211	LB	Southern Cal
7b	(To Miami as part of trade for WR Wes Welker)			
7c	Mike Elgin	247	G/C	Iowa

2007 DRAFT NOTES

For more details on all trades involving draft picks, please see trades list on following pages.

5, 6c, 6d and 7c were awarded as compensatory draft choices.

1 Pick acquired from Seattle in exchange for WR Deion Branch.

4a Pick acquired from San Francisco along with a 2008 first-round selection in exchange for a 2007 first-round selection (28 overall).

6a Pick acquired from Arizona in exchange for T Brandon Gorin.

7a Pick Acquired from Oakland along with a 2008 third-round selection in exchange for a 2007 third-round selection (91 overall).

2006

Rd	Player	Pk	Pos	College
1	Laurence Maroney	21	RB	Minnesota
2	Chad Jackson	36	WR	Florida
3	David Thomas	86	TE	Texas
4a	Garrett Mills	106	FB	Tulsa
4b	Stephen Gostkowski	118	K	Memphis
5	Ryan O'Callaghan	136	T	California
6a	Jeremy Mincey	191	LB	Florida
6b	Dan Stevenson	205	G	Notre Dame
6c	Le Kevin Smith	206	DL	Nebraska
7	Willie Andrews	229	DB	Baylor

2006 DRAFT NOTES

6b and 6c were awarded as compensatory draft choices.

2 Pick acquired from Green Bay in exchange for a 2006 second-round pick (52 overall) and a 2006 third-round pick (75 overall)

4a Pick acquired from Detroit in exchange for a 2005 fifth-round pick (145 overall) and a 2005 sixth-round pick (206 overall).

5 Pick acquired from Oakland along with a 2005 seventh-round pick (230 overall) in exchange for a 2005 sixth-round pick (175 overall).

2005

Rd	Player	Pk	Pos	College
1	Logan Mankins	32	OL	Fresno State
3a	Ellis Hobbs	84	CB	Iowa State
3b	(To Arizona as part of trade for CB Duane Starks)			
3c	Nick Kaczur	100	T	Toledo
4	James Sanders	133	S	Fresno State
5a	(To Arizona as part of trade for CB Duane Starks)			
5b	Ryan Claridge	170	LB	Nevada-Las Vegas
7a	Matt Cassel	230	QB	Southern Cal
7b	Andy Stokes	255	TE	William Penn

2005 DRAFT NOTES

3c, 5b and 7b were awarded as compensatory draft choices.

3a Pick acquired from Baltimore along with a 2005 sixth-round choice (195 overall) and a 2006 third-round choice in exchange for a 2005 second-round choice (64 overall).

7a Pick acquired from Oakland along with a 2006 fifth-round choice (136 overall) in exchange for a 2005 sixth-round choice (175 overall).

2004

Rd	Player	Pk	Pos	College
1a	Vince Wilfork	21	DT	Miami (Fla.)
1b	Benjamin Watson	32	TE	Georgia
2a	(To Cincinnati in exchange for RB Corey Dillon)			
2b	Marquise Hill	63	DE	Louisiana State
3	Guss Scott	95	S	Florida

PATRIOTS ALL-TIME DRAFT

2004 (CONT.)

4a	Dexter Reid	113	S	North Carolina
4b	Cedric Cobbs	128	RB	Arkansas
5	P.K. Sam	164	WR	Florida State
6	(To Pittsburgh in compensation for RFA Rodney Bailey)			
7	Christian Morton	233	CB	Illinois

2004 DRAFT NOTES

1a Pick acquired from Baltimore along with a 2003 second-round pick (41 overall) in exchange for a 2003 first round selection (19 overall).

4a Pick acquired from New Orleans along with a 2003 third-round pick (78 overall) and a 2003 seventh-round choice (239 overall) in exchange for S Tebucky Jones.

2003

Rd	Player	Pk	Pos	College
1	Ty Warren	13	DT	Texas A&M
2a	Eugene Wilson	36	CB	Illinois
2b	Bethel Johnson	45	WR	Texas A&M
4a	Dan Klecko	117	DT	Temple
4b	Asante Samuel	120	CB	Central Florida
5	Dan Koppen	164	C	Boston College
6	Kliff Kingsbury	201	QB	Texas Tech
7a	Spencer Nead	234	TE	BYU
7b	Tully Banta-Cain	239	LB	California
7c	Ethan Kelley	243	DT	Baylor

2003 DRAFT NOTES

1 Pick acquired from Chicago for the Patriots 2003 first-round pick (14 overall) and a 2003 sixth-round pick (193 overall).

2a Pick acquired from the Houston Texans along with a 2003 fourth-round pick (117 overall) for a 2003 second-round pick (41 overall) and a 2003 third-round pick (75 overall).

2b Pick acquired from the Carolina Panthers for a 2003 second-round pick (50 overall) and a 2003 fourth-round pick (120 overall).

4a Pick acquired from the Houston Texans along with a 2003 second-round pick (36 overall) for a 2003 second-round pick (41 overall) and a 2003 third-round pick (75 overall).

4b Pick acquired from Denver for a 2003 fourth-round pick (128 overall) and a 2003 fifth-round pick (157 overall).

5 Pick acquired from the Tennessee Titans along with a 2003 sixth-round pick (201 overall) and a 2003 seventh-round pick (243 overall) for a 2003 fifth-round pick (154 overall) and a 2003 seventh-round pick (225 overall).

6 Pick acquired from the Tennessee Titans along a with 2003 fifth-round pick (164 overall) and a 2003 seventh-round pick (243 overall) for the a 2003 fifth-round pick (154 overall) and a 2003 seventh-round pick (225 overall).

7b Pick acquired from New Orleans along with a 2003 third-round pick (78 overall) and a 2004 fourth-round pick for Tebucky Jones.

7c Pick acquired from the Tennessee Titans with a 2003 fifth-round pick (164 overall) and a 2003 sixth-round pick (201 overall) for the Patriots 2003 fifth-round pick (154 overall) and a 2003 seventh-round pick (225 overall).

2002

Rd	Player	Pk	Pos	College
1	Daniel Graham	21	TE	Colorado
2	Deion Branch	65	WR	Louisville
4a	Rohan Davey	117	QB	LSU
4b	Jarvis Green	126	DE	LSU
7a	Antwoine Womack	237	RB	Virginia
7b	David Givens	253	WR	Notre Dame

2002 DRAFT NOTES

1 Pick acquired from Washington for the Patriots first-round pick (32nd overall), third-round pick (96th) and seventh-round pick (234th) of the 2002 draft.

4a Pick obtained from the Denver Broncos in exchange for the Patriots 2002 fourth-round pick (131st overall) and fifth-round (144th).

4b Pick acquired from Green Bay for WR Terry Glenn.

7a Pick obtained from the Dallas Cowboys, along with 2003 fifth-round choice, in exchange for the Patriots 2002 fifth-round pick (168th overall).

2001

Rd	Player	Pk	Pos	College
1	Richard Seymour	6	DT	Georgia
2	Matt Light	48	OL	Purdue
3	Brock Williams	86	CB	Notre Dame
4a	Kenyatta Jones	96	OL	South Florida
4b	Jabari Holloway	119	TE	Notre Dame
5	Hakim Akbar	163	S	Washington
6a	Arther Love	180	TE	South Carolina State
6b	Leonard Myers	200	CB	Miami (Fla.)
7a	Owen Pochman	216	K	Brigham Young
7b	T.J. Turner	239	LB	Michigan State

2001 DRAFT NOTES

5, 6b and 7b denote compensatory picks obtained from the NFL.

2 Pick acquired from Detroit for a 2001 second-round (50 overall, from Pittsburgh) pick and a sixth-round (173 overall, from San Francisco) pick

3 Pick acquired from Minnesota (NE trades third round selection - 69 overall to Minnesota for their third-round pick - 86 overall and fourth round selection - 119 overall)

4a Pick acquired from San Diego (NE trades fourth round selection - 112 overall and fifth round selection - 139 overall to San Diego for their fourth-round pick - 96th overall)

4b Pick from Minnesota in previously mentioned trade

6a Pick acquired from Detroit (NE trades fifth round selection-149 overall to Detroit for their sixth-round pick-180 overall and their seventh-round pick-216 overall)

PATRIOTS ALL-TIME DRAFT

2000

Rd	Player	Pk	Pos	College
1	Pick to N.Y. Jets	16		
2	Adrian Klemm	46	T	Hawaii
3	J.R. Redmond	76	RB	Arizona State
4	Greg Robinson-Randall	127	T	Michigan State
5a	Dave Stachelski	141	TE	Boise State
5b	Jeff Marriott	161	DT	Missouri
6a	Antwan Harris	187	CB	Virginia
6b	Tom Brady	199	QB	Michigan
6c	David Nugent	201	DT	Purdue
7a	(Pick to San Francisco from Philadelphia)			
7b	Casey Tisdale	226	LB	New Mexico
7c	Patrick Pass	239	RB	Georgia

2000 DRAFT NOTES

1 Awarded to N.Y. Jets in compensation for Bill Belichick.

4, 6b, 6c and 7c denote compensatory picks obtained from the NFL.

5b From the St. Louis Rams for DE Mike Jones

7a Pick acquired from Philadelphia for WR Dietrich Jells, then traded to San Francisco for a sixth-round pick in 2001.

1999 SUPPLEMENTAL DRAFT

Rd	Player	Pk	Pos	College
4	J'Juan Cherry		CB	Arizona State

1999

Rd	Player	Pk	Pos	College
1a	Damien Woody	17	C	Boston College
1b	Choice to Seattle	20		
1c	Andy Katzenmoyer	28	LB	Ohio State
2a	Kevin Faulk	46	RB	LSU
2b	Pick to Tennessee	52		
3a	Pick to Seattle	82		
3b	Tony George	91	DB	Florida
4a	Pick to Tennessee	117		
5	Derrick Fletcher	154	OL	Baylor
6a	Marcus Washington	180	DB	Colorado
6b	Pick to Seattle	191		
7a	Michael Bishop	227	QB	Kansas State
7b	Sean Morey	241	WR	Brown

1999 DRAFT NOTES

1b Pick to Seattle - (NE trades picks-20th, 82nd and 191st overall for Seattle's 1999 first-round pick-17th overall)

1c From N.Y. Jets in compensation for Bill Parcells

2b Pick to Tennessee - (NE trades picks-52nd and 117th overall for Tennessee's 1999 second-round pick-46th overall)

3b From Minnesota Vikings in a trade for CB Jimmy Hitchcock

6a From Baltimore Ravens in a trade for TE Lovett Purnell

7b From the NFL as compensation for losing free agent FBs Keith Byars and Sam Gash

1998

Rd	Player	Pk	Pos	College
1a	Robert Edwards	18	RB	Georgia
1b	Tebucky Jones	22	DB	Syracuse
2a	Tony Simmons	52	WR	Wisconsin
2b	Rod Rutledge	54	TE	Alabama
3a	Chris Floyd	81	FB	Michigan
3b	Greg Spires	83	DE	Florida State
4	Leonta Rheams	115	DT	Houston
5	Ron Merkerson	145	LB	Colorado
6	Harold Shaw	176	RB	Southern Mississippi
7	Jason Andersen	211	OL	Brigham Young

1998 DRAFT NOTES

1a From N.Y. Jets in compensation for Curtis Martin

2a From N.Y. Jets in compensation for Bill Parcells

3a From N.Y. Jets in compensation for Curtis Martin

1997

Rd	Player	Pk	Pos	College
1	Chris Canty	29	DB	Kansas State
2	Brandon Mitchell	59	DT	Texas A&M
3a	Sedrick Shaw	61	RB	Iowa
3b	Chris Carter	89	DB	Texas
4a	Damon Denson	97	OL	Michigan
4b	Ed Ellis	125	OL	Buffalo
5	Vernon Crawford	159	LB	Florida State
6	Tony Gaiter	192	WR	Miami (Fla.)
7	Scott Rehberg	230	OL	Central Michigan

1997 DRAFT NOTES

3a From N.Y. Jets in compensation for Bill Parcells

4a From N.Y. Jets in compensation for Bill Parcells

1996

Rd	Player	Pk	Pos	College
1	Terry Glenn	7	WR	Ohio State
2a	Lawyer Milloy	36	DB	Washington
2b	Pick to Oakland			
3a	Pick to Kansas City			
3b	Pick to Detroit			
3c	Tedy Bruschi	86	LB	Arizona
4a	Heath Irwin	101	G	Colorado
4b	Chris Sullivan	119	DE	Boston College
4c	Kantroy Barber	124	FB	West Virginia
5a	John Elmore	139	G	Texas
5b	Christian Peter	149	DT	Nebraska
6a	Chris Griffin	173	TE	New Mexico
6b	Mario Grier	195	RB	Tenn.-Chattanooga
6c	Devin Wyman	206	DT	Kentucky State
7a	Lovett Purnell	216	TE	West Virginia
7b	J.R. Conrad	247	G	Oklahoma

PATRIOTS ALL-TIME DRAFT

1996 (CONT.)

1996 DRAFT NOTES

6c and 7b were awarded as compensatory draft choices.

2b Pick to Oakland - (NE trades pick-57th overall for Oakland's 1996 third round selection-76th overall, 1996 fourth-round selection-124th overall and fifth-round pick-149th overall)

3a Pick to Kansas City - (NE trades pick for Kansas City's 1995 fourth-round pick, 112 overall--Dave Wohlabaugh)

3b Pick to Detroit - (NE trades pick-76th overall to Detroit for their third round selection-86th overall, fourth-119th overall and sixth round-195th overall selections)

4c From S.F. through Oakland

1995

Rd	Player	Pk	Pos	College
1	Ty Law	23	CB	Michigan
2	Ted Johnson	57	LB	Colorado
3a	Curtis Martin	74	RB	Pittsburgh
3b	Jimmy Hitchcock	88	CB	North Carolina
4a	David Wohlabaugh	112	C	Syracuse
4b	(Pick to Pittsburgh)			
5	(Pick to Houston)			
6	Dino Philyaw	195	RB	Oregon
7	Carlos Yancy	234	CB	Georgia

1995 DRAFT NOTES

3a From Eagles in compensation for FB Kevin Turner

4a From Kansas City for Patriots 1996 third-round pick

4b Pick traded to Pittsburgh for RB Leroy Thompson

5 Awarded to Houston in compensation for restricted free agent DE Tim Roberts

7 From Cleveland in exchange for the 231st selection

1994

Rd	Player	Pk	Pos	College
1	Willie McGinest	4	LB	Southern Cal
2	Kevin Lee	35	WR	Alabama
3a	(Pick to San Diego)			
3b	Ervin Collier	78	NT	Florida A&M
3c	Joe Burch	90	C	Texas Southern
4a	(Pick to Arizona)			
4b	John Burke	121	TE	Virginia Tech
5a	(Pick to San Diego)			
5b	Pat O'Neill	135	P	Syracuse
6a	Steve Hawkins	166	WR	Western Michigan
6b	Max Lane	168	OT	Navy
7a	Jay Walker	198	QB	Howard
7b	Marty Moore	222	LB	Kentucky

1994 DRAFT NOTES

3a Traded to San Diego along with a fifth-round pick (137th overall) for the Chargers third-round choice (78th overall) and RB Marion Butts

3b From San Diego in previously mentioned trade

3c From Miami, along with a 1993 draft pick, Todd Rucci, in exchange for WR Irving Fryar

4a Traded to Arizona for its fourth-round pick from Miami, 121 overall, and its fifth-round pick from the LA Rams, 135 overall

6b From Seattle in a trade for Jon Vaughn

7b From Dallas in exchange for QB Hugh Millen

1993

Rd	Player	Pk	Pos	College
1	Drew Bledsoe	1	QB	Washington St.
2a	Chris Slade	31	LB	Virginia
2b	Todd Rucci	51	OL	Penn State
2c	Vincent Brisby	56	WR	NE Louisiana
4a	Kevin Johnson	86	NT	Texas Southern
4b	Corwin Brown	110	DB	Michigan
5a	Scott Sisson	113	K	Georgia Tech
5b	Richard Griffith	138	TE	Arizona
6	Lawrence Hatch	142	DB	Florida
8	Troy Brown	198	WR	Marshall

1993 DRAFT NOTES

2b From Miami, along with a 1994 draft pick, in exchange for WR Irving Fryar

2c As a result of the L.A. Raiders passing on their selection in the second round, the Patriots first selection of the third round reverted to being the 27th pick in the second round

4b From Green Bay in exchange for RB John Stephens. The Patriots then traded that pick, 15th in round and 99th overall, to San Diego in exchange for the Chargers 1993 fourth round, 110th pick and a 1993 fifth round, 138th pick

1992

Rd	Player	Pk	Pos	College
1	Eugene Chung	13	OL	Virginia Tech
2	Rod Smith	35	DB	Notre Dame
3a	Todd Collins	64	LB	Carson-Newman
3b	Kevin Turner	71	RB	Alabama
4a	Dion Lambert	90	CB	UCLA
4b	Darren Anderson	93	CB	Toledo
5	Dwayne Sabb	116	LB	New Hampshire
6	Tracy Boyd	165	OG	Elizabeth City St.
7a	Wayne Hawkins	176	WR	Southwest St.
7b	Jim Gray	194	DT	West Virginia
8a	Scott Lockwood	204	RB	Southern Cal.
8b	Sam Gash	205	RB	Penn State
9	David Dixon	232	DT	Arizona State
10a	Turner Baur	261	TE	Stanford
10b	Steve Gordon	277	OC	California
11	Mike Petko	288	LB	Nebraska
12	Freeman Baysinger	333	WR	Humboldt State

PATRIOTS ALL-TIME DRAFT

1992 DRAFT NOTES

1 From Dallas, along with a third-round pick in 1992, in exchange for Patriots first round, 19th pick from Atlanta, second round, 37th pick and fourth round, 104th pick from Atlanta

2 Acquired from Phoenix in exchange for Patriots second round, 46th pick and fourth round, 100th pick in 1991

3b Acquired from Dallas through Minnesota, along with first-round pick in 1992, in exchange for a first round, 19th pick from Atlanta, second round, 37th pick and fourth round, 104th pick from Atlanta in 1992

4a Acquired from San Diego in a 1991 draft day trade in exchange for a fifth round, 127th pick from Pittsburgh in 1991

5 Acquired from Tampa Bay in a trade for Jesse Solomon

6 Acquired from Detroit, along with seventh-round pick in 1992, a 10th round pick in 1992 and a 12th round pick in 1992, in exchange for Patriots sixth round, 145th pick from Phoenix, in 1992

8a Acquired from Cleveland in exchange for OG Fred Childress

1991

Rd	Player	Pk	Pos	College
1a	Pat Harlow	11	T	Southern California
1b	Leonard Russell	14	RB	Arizona State
2	Jerome Henderson	41	CB	Clemson
3	Calvin Stephens	56	G	South Carolina
4	Scott Zolak	84	QB	Maryland
5a	Jon Vaughn	112	RB	Michigan
5b	Ben Coates	124	TE	Livingstone College
6	David Key	140	CB	Michigan
7	Blake Miller	168	C	Louisiana State
8	Harry Colon	196	SS	Missouri
9	O'Neil Glenn	224	G	Maryland
10	Randy Bethel	251	TE	Miami (Fla.)
11a	Vincent Moore	279	WR	Tennessee
11b	Paul Alsbury	303	P	SW Texas State
12	Timothy Edwards	307	DT	Delta State

1991 DRAFT NOTES

1a Patriots traded their first round selection, 1st pick, for Cowboys first round selection, 11th pick, and Dallas's second round selection, 41st pick

1b Pick from Dallas in exchange for Patriots 1st round, 17th pick acquired from Houston, and Patriots 1991 4th round, 110th pick, acquired from Buffalo in 1990

2 Pick from Dallas in previously mentioned trade

5b Pick from L.A. Raiders through Dallas, along with a fourth-round pick in 1992, in exchange for Patriots 1991 4th round selection, 100th pick, acquired from Pittsburgh

11b Pick from San Diego through the L.A. Raiders, along with a 4th round selection in 1992, in exchange for Patriots 1991 5th round selection, 127th pick, acquired from Pittsburgh

1990

Rd	Player	Pk	Pos	College
1a	Chris Singleton	8	LB	Arizona
1b	Ray Agnew	10	DE	North Carolina State
2	(Pick to Seattle)			
3a	Tom Hodson	59	QB	Louisiana State
3b	Greg McMurtry	80	WR	Michigan
5a	Junior Robinson	110	DB	East Carolina
5b	Jon Melander	113	OT	Minnesota
5c	James Gray	120	RB	Texas Tech
6	(Pick to Dallas)			
7	(Pick to Buffalo)			
8	(Pick to Dallas)			
9	Shawn Bouwens	226	OG	Nebraska - Wesleyan
10	Anthony Landry	253	RB	Stephen F. Austin
11	Sean Smith	280	DE	Georgia Tech
12a	Ventson Donelson	309	DB	Michigan St.
12b	Blaine Rose	322	OG	Maryland

1990 DRAFT NOTES

1a Patriots traded their 1st round, third overall, and 2nd round, 29th overall pick for Seahawks two 1st round selections, 8th and 10th picks and Seattle's third-round pick

3b Acquired from Dallas along with Cowboys seventh-round pick, later traded to Buffalo and the Cowboys 5th round, 120th pick, in exchange for Patriots 3rd round selection, originally Seattle's, NE's 6th round, 143rd pick, and 8th round, 197th pick

5a Pick from Washington, along with Redskins 2nd pick in the 5th round, which was later traded to Denver, in exchange for Patriots 4th round, 86th pick

12b Pick from Buffalo, along with a fourth-round pick in 1991, in exchange for Patriots two seventh-round picks in 1990, one of which came from Dallas

1989

Rd	Player	Pk	Pos	College
1	Hart Lee Dykes	16	WR	Oklahoma State
2	Eric Coleman	43	DB	Wyoming
3a	Marv Cook	63	TE	Iowa
3b	Chris Gannon	73	DE	S.W. Louisiana
4a	Maurice Hurst	96	DB	Southern
4b	Michael Timpson	100	WR	Penn State
5	(Pick to Green Bay)			
6	(Pick to LA Raiders)			
7a	Eric Lindstrom	178	LB	Boston College
7b	Pick to San Diego			
8a	Rodney Rice	210	DB	Brigham Young
8b	Tony Zackery	223	DB	Washington
9a	Darron Norris	240	RB	Texas
9b	Curtis Wilson	247	OC	Missouri
10	Emanuel McNeil	267	NT	Tenn.-Martin
11	Tony Hinz	294	FB	Harvard
12	Aaron Chubb	324	LB	Georgia

PATRIOTS ALL-TIME DRAFT

1989 (CONT.)

1989 DRAFT NOTES

3a Pick from Tampa Bay for Stephen Starring trade of 1988

4a From Washington in exchange for the Patriots fifth-round pick of 1988

5 127th pick, sent to Green Bay through Cleveland as part of 1988 trade for Mike Baab

6 Patriots traded their 6th round, 157th pick, for Raiders sixth-round pick, 166, and NE gains Raiders 8th round, 224th pick

7a From Raiders as part of Brian Holloway trade of 1987

7b Sent to San Diego for Thomas Benson trade of 1988

8b From Raiders as part of draft-day trade exchanging sixth-round picks; originally San Francisco's pick

9b From Minnesota for Patriots 11th-round pick of 1988

1988

Rd	Player	Pk	Pos	College
1	John Stephens	17	RB	Northwestern (La.) St.
2	Vincent Brown	43	LB	Miss. Valley St.
3	Tom Rehder	69	T	Notre Dame
4a	Tim Goad	87	NT	North Carolina
4b	Sammy Martin	97	WR	LSU
4c	Teddy Garcia	100	K	Northeast Louisiana
5	Troy Wolkow	115	G	Minnesota
6	Steve Johnson	154	TE	Virginia Tech
7	Darryl Usher	181	WR	Illinois
8	Pick to Chicago			
9	Neil Galbraith	240	CB	Central (Ok.) St.
10	Rodney Lossow	267	C	Wisconsin
11	Marvin Allen	294	RB	Tulane
11b	Pick to Minnesota			
12	Dave Nugent	321	NT	Boston College

1988 DRAFT NOTES

4a From Tampa Bay in exchange for NE's 1987 fifth-round pick

4b From Minnesota in 1987 trade for QB Rich Gannon

8 Patriots selection 236th to Chicago as part of QB Doug Flutie trade

10 From L.A. Raiders as part of 1987 trade for OT Brian Holloway

11b Patriots selection 296th traded to Minnesota in exchange for Vikings ninth-round choice in 1989

1987

Rd	Player	Pk	Pos	College
1	Bruce Armstrong	23	OT	Louisville
2	(Pick to Tampa Bay)			
3a	Bob Perryman	79	RB	Michigan
3b	(Pick to LA Raiders)			
4a	Rich Gannon	98	QB	Delaware
4b	Derrick Beasley	102	DB	Winston-Salem
4c	Tim Jordan	107	LB	Wisconsin
5a	Danny Villa	113	OT	Arizona State
5b	Tom Gibson	116	DE	Northern Arizona
6	Gene Taylor	163	WR	Fresno State
7	(Pick to Tampa Bay)			
8	(Pick to Kansas City)			
9	(Pick to Tampa Bay)			
10	(Pick to LA Raiders)			
11	Carlos Reveiz	302	K	Tennessee
12	Elgin Davis	330	RB	Central Florida

1987 DRAFT NOTES

2 Patriots selection 51 overall traded to Tampa Bay as part of OT-OG Sean Farrell trade which also included 7th and 9th round picks in the 1987 draft

3b Patriots trade 81st overall selection and 10th round pick, 275 overall, to LA Raiders for Raiders two fourth-round picks, 98 and 102 overall; 81st overall pick originally from Washington for WR Ricky Sanders trade

5a Pick from San Diego for DB Vencie Glenn trade

5b Pick from Tampa Bay for Patriots sixth-round pick in 1986

7 Patriots selection 191 overall traded to Tampa Bay as part of Sean Farrell trade

8 Patriots selection 219 overall traded to KC for TE Willie Scott

9 Patriots selection 247 overall traded to Tampa Bay as part of OT Sean Farrell trade

10 Patriots selection, 275 overall, and third-round pick, 81 overall, traded to LA Raiders for two fourth-round picks, 98 and 102 overall

1986

Rd	Player	Pk	Pos	College
1	Reggie Dupard	26	RB	Southern Methodist
2a	Mike Ruth	42	NT	Boston College
2b	Vencie Glenn	54	DB	Indiana State
3	Patriots selection 81 overall forfeited			
4	Scott Gieselman	109	TE	Boston College
5	Greg Robinson	137	OL	Sacramento St.
6	(Pick to Tampa Bay)			
7a	Ray McDonald	187	WR	Florida
7b	Brent Williams	192	DE	Toledo
8	Greg Baty	220	TE	Stanford
9	George Colton	248	OG	Maryland
10	Cletis Jones	276	RB	Florida State
11	Gene Thomas	308	WR	U of Pacific
12	Don McAulay	332	K	Syracuse

1986 DRAFT NOTES

2a Pick from Seattle as part of Bob Cryder trade of 1984

6 Patriots selection 164 overall traded to Tampa Bay for Buccaneers fifth-round pick in 1987

7a Pick from San Francisco as part of Matt Cavanaugh trade of 1983)

PATRIOTS ALL-TIME DRAFT

1985

Rd	Player	Pk	Pos	College
1a	Pick to San Francisco			
1b	Trevor Matich	28	OC	BYU
2a	Garin Veris	48	DE	Stanford
2b	Jim Bowman	52	DB	Central Michigan
2c	Ben Thomas	56	DE	Auburn
3a	Pick to San Francisco			
3b	Audrey McMillian	84	DB	Houston
4a	Tom Toth	102	OT	Western Michigan
4b	Gerard Phelan	108	WR	Boston College
5	(Pick to Cincinnati)			
6	(Pick to Philadelphia)			
7a	(Pick to LA Raiders)			
7b	(Pick to LA Raiders)			
8a	(Pick to Atlanta)			
8b	Miford Hodge	224	DE	Washington St.
9	(Pick to Pittsburgh)			
10	(Pick to Denver)			
11	Paul Lewis	295	RB	Boston University
12	Tony Mumford	328	RB	Penn State

1985 DRAFT NOTES

1a Patriots trade their 1st round choice, 16th overall, along with their third-round choice, 75th overall, to San Francisco for their first, 28th overall, second 56th overall, and third round, 84th overall, picks

2b Pick from LA Raiders part of Mike Haynes deal of 1983

4b Pick from LA Raiders part of Shelby Jordan deal of 1983

5 Pick to Cincinnati as part of WR Irving Fryar tradeup deal of 1984

6 Pick to Philadelphia as part of K Tony Franklin deal of 1984

7a Pick to LA Raiders as part of the Mike Haynes deal of 1983

8a Pick to Atlanta for DB Rod McSwain

8b Pick from San Francisco part of Matt Cavanaugh deal of 1983

9 Pick to Pittsburgh for WR Greg Hawthorne (1984)

10 Pick to Denver for P Luke Prestridge (1984)

1984

Rd	Player	Pk	Pos	College
1	Irving Fryar	1	WR	Nebraska
2	Ed Williams	43	LB	Texas
3	Jonathan Williams	70	RB	Penn State
5	Paul Fairchild	124	OG	Kansas
6	Ernest Gibson	151	DB	Furman
7a	Bruce Kallmeyer	184	K	Kansas
7b	Derwin Williams	192	WR	New Mexico
8	James Keyton	211	OT	Arizona State
9a	Scott Bolzan	238	OT	Northern Illinois
9b	David Windham	251	LB	Jackson State
11	Charlie Flager	292	OG	Washington St.
12	Harper Howell	319	TE	UCLA

SUPPLEMENTAL DRAFT:

1	Ricky Sanders	16	WR	SW Texas St.
2	Eric Jordan	43	RB	Purdue
3	Walter Lewis	70	QB	Alabama

1984 DRAFT NOTES

7b Pick from San Fran. for CB Ricky Smith

9b Pick from Washington for DE Tony McGee

1983

Rd	Player	Pk	Pos	College
1	Tony Eason	15	QB	Illinois
2	Darryal Wilson	47	WR	Tennessee
3a	Stephan Starring	74	WR	McNeese St.
3b	Steve Moore	80	OL	Tennessee St.
4	Johnny Rembert	101	LB	Clemson
5a	Smiley Creswell	118	DE	Michigan St.
5b	Darryl Lewis	128	TE	Texas-Arlington
6	Mike Bass	155	K	Illinois
7	Craig James	187	RB	SMU
	Washington-USFL			
8	Ronnie Lippett	214	DB	Miami (FL)
9a	Ricky Williams	233	RB	Langston
9b	Mark Keel	240	TE	Arizona
	Arizona—USFL			
10a	James Williams	264	TE	Wyoming
10b	Toby Williams	265	DE	Nebraska
10c	Tom Ramsey	267	QB	UCLA
	Los Angeles—USFL			
11a	Steve Parker	292	WR	Abilene Christian
11b	Calvin Eason	294	DB	Houston
12a	Waddell Kelly	319	RB	Arkansas St.
12b	Andy Ekern	326	OT	Missouri

1983 DRAFT NOTES

3b Pick from S.D. in Tim Fox trade

5a Pick from Chicago in LB Rod Shoate trade

9a Pick from New Orleans

10a Pick from NY Giants in LB Bill Matthews trade

10b Pick from New Orleans

11a Pick from New Orleans

12a Pick from New Orleans

1982

Rd	Player	Pk	Pos	College
1a	Ken Sims	1	DE	Texas
1b	Lester Williams	27	DT	Miami (FL)
2a	Robert Weathers	40	RB	Arizona St.

PATRIOTS ALL-TIME DRAFT

1982 (CONT.)

2b	Andre Tippett	41	LB	Iowa
2c	Darryl Haley	55	OT	Utah
3a	Cedric Jones	56	WR	Duke
3b	Clayton Weishuhn	60	LB	Angelo St.
4a	George Crump	85	DE	East Carolina
4b	Brian Ingram	111	LB	Tennessee
5	Fred Marion	112	DB	Miami (FL)
6	Ricky Smith	141	DB	Alabama State
7	Jeff Roberts	168	LB	Tulane
8	Ken Collins	197	LB	Washington St.
9	Kelvin Murdock	224	WR	Troy State
10	Brian Clark	253	K	Florida
11a	(Used to select WR Chy Davidson of Rhode Island in 1981 supplemental draft.)			
11b	Steve Sandon	296	QB	Northern Iowa
12	Greg Taylor	308	WR	Virginia

1982 DRAFT NOTES

1b Pick from San Francisco in TE Russ Francis deal

2a Pick from San Diego in FS Tim Fox deal

2b Pick from San Francisco in TE Russ Francis deal

2c Pick from San Francisco in TE Russ Francis deal

3b Pick from Seattle for RB Horace Ivory

4b Pick from San Francisco in TE Russ Francis deal

11b Pick from NY Giants for DB Bill Currier

1981

Rd	Player	Pk	Pos	College
1	Brian Holloway	19	OT	Stanford
2	Tony Collins	47	RB	East Carolina
3	(Pick to Minnesota)			
4	Don Blackmon	102	LB	Tulsa.
5	Steve Clark	130	DE	Kansas State
6	Ron Wooten	157	OG	North Carolina
7	Ken Toler	185	WR	Mississippi
8a	Ken Naber	194	P	Stanford
8b	Lin Dawson	212	TE	North Carolina St.
9	(Pick to Detroit)			
10	(Pick to Cleveland)			
11	Brian Buckley	295	QB	Harvard
12	Cris Crissy	323	DB	Princeton

1981 DRAFT NOTES

3 Pick to Minnesota for RB Chuck Foreman

8a Pick from N.O. for OG Sam Adams

9 Pick to Detroit for LB Ed O'Neill

10 Pick to Cleveland for DE Ernest Pirce

1980

Rd	Player	Pk	Pos	College
1a	Roland James	14	DB	Tennessee.
1b	Vagas Ferguson	25	RB	Notre Dame
2	Larry McGrew	45	LB	USC
3	Steve McMichael	73	DT	Texas
4	(Pick to Los Angeles)			
5	Doug McDougald	124	DE	VPI
6a	(Pick to Cleveland)			
6b	Preston Brown	160	WR	Vanderbilt
7	Tom Kearns	180	OG	Kentucky
8	Mike House	208	TE	Pacific
9	Barry Burget	235	LB	Oklahoma
10	Tom Daniel	266	OC	Georgia Tech
11	Mike Hubach	293	P	Kansas
12	Jimmy Jordan	320	QB	Florida State

1980 DRAFT NOTES

1b Pick from Houston in OT Leon Gray deal

4 Pick to Los Angeles in WR Harold Jackson deal

6a Pick to Cleveland for DE Mike St. Clair

6b From Houston in OT Leon Gray deal

1979

Rd	Player	Pk	Pos	College
1	Rick Sanford	25	DB	South Carolina
2	Bob Golic	52	LB	Notre Dame
3	(Pick to Los Angeles)			
4	Eddie Hare	106	P	Tulsa
5	John Zamberlin	135	LB	Pacific Lutheran
6	(Pick to Pittsburgh)			
7a	Judson Flint	177	DB	Memphis State
7b	(Pick forfeited)			
8	Randy Love	216	RB	Houston
9	John Spagnola	245	TE	Yale
10a	Martin Cox	270	WR	Vanderbilt
10b	Allan Clark	271	RB	Northern Arizona
11	(Pick to Washington)			
12	(Pick to Detroit)			

1979 DRAFT NOTES

3 Pick to Los Angeles in WR Harold Jackson deal

6 Pick to Pittsburgh for DE Dave Pureifory

7a Pick from Washington

10a Pick from Denver for OT Tom Neville

12 Pick to Detroit for OT Bob McKay

PATRIOTS ALL-TIME DRAFT

1978

Rd	Player	Pk	Pos	College
1	Bob Cryder	18	G	Alabama
2	Matt Cavanaugh	50	QB	Pittsburgh
3	Carlos Pennywell	77	WR	Grambling
4	Dwight Wheeler	102	T	Tennessee St.
5	Bill Matthews	129	LB	South Dakota St.
6	Kem Coleman	156	LB	Mississippi
7	Mike Hawkins	188	LB	Texas A&I
8a	Terry Falcon	198	G	Montana
8b	Mosi Tatupu	215	RB	Southern Calif.
9	Tim Petersen	242	LB	Arizona State
10	Bryan Ferguson	269	DB	Miami
11	Charlie Williams	296	LB	Florida
12	John Gibney	328	C	Colgate

1978 DRAFT NOTES

8a Pick from Buffalo through Philadelphia for DB John Sanders

1977

Rd	Player	Pk	Pos	College
1a	Raymond Clayborn	16	DB	Texas
1b	Stanley Morgan	25	WR	Tennessee
2a	Horace Ivory	44	RB	Oklahoma
2b	Don Hasselbeck	52	TE	Colorado
3	Sidney Brown	82	DB	Oklahoma
4	Gerald Skinner	109	T	Arkansas
5	(Pick to St. Louis)			
6	(Pick to Houston)			
7	Ken Smith	192	WR	Arkansas-Pine Bluff
8	Brad Benson	219	G	Penn State
9	Jerry Vogele	249	LB	Michigan
10a	John Rasmussen	276	T	Wisconsin
10b	Giles Alexander	279	DE	Tulsa
11	Ray Costict	303	LB	Mississippi State
12	Dave Preston	333	RB	Bowling Green

1977 DRAFT NOTES

1a Pick from San Francisco for QB Jim Plunkett

2a Pick from San Francisco for QB Jim Punkett

10b Pick from Oakland for RB Leon McQuay

through Philadelphia for DB John Sanders

1976

Rd	Player	Pk	Pos	College
1a	Mike Haynes	5	DB	Arizona State
1b	Pete Brock	12	C	Colorado
1c	Tim Fox	21	DB	Ohio State
2	Ike Forte	35	RB	Arkansas
3	(Pick to Chicago)			
4	(Pick to Cleveland via Philadelphia)			
5	(Pick to San Diego)			
6a	(Pick to New York Giants)			
6b	Greg Boyd	170	DE	San Diego State
7a	(Pick to Cincinnati)			
7b	Perry Brooks	202	DT	Southern
8a	(Pick to Philadelphia)			
8b	Stu Betts	235	RB	Northern Michigan
9	Doug Beaudoin	243	DB	Minnesota
10	Ricky Feacher	270	WR	Miss. Valley
11	Donnie Thomas	298	LB	Indiana
12	Nathaniel Bell	325	DT	Tulane
13	James Jones	352	DB	Central Michigan
14	David Quehl	382	WR	Holy Cross
15	Bernard Coleman	409	WR	Bethune-Cookman
16	Clifford Brown	436	DT	Tuskegee
17	Todd Anderson	466	C	Stanford

1976 DRAFT NOTES

1b Pick from San Francisco for QB Jim Plunkett

1c Pick from Houston through San Francisco for QB Jim Plunkett

3 Pick to Chicago for DE Tony McGee

4 Pick to Cleveland via Philadelphia for LB Steve Zabel

5 Pick to San Diego for CB Bob Howard

6a Pick to NY Giants for RB Leon McQuay

6b Pick from Detroit for C Jon Morris

7a Pick to Cincinnati for RB Doug Dressler

7b Pick from Houston for TE Bob Adams

8a Pick to Philadelphia for LB Steve Zabel

8b Pick from Minnesota for C Doug Cumler

1975

Rd	Player	Pk	Pos	College
1	Russ Francis	16	TE	Oregon
2	Rod Shoate	41	LB	Oklahoma.
3	Pete Cusick	66	DT	Ohio State.
4a	Allen Carter	86	RB	So. California
4b	Steve Burks	91	WR	Arkansas State
5a	Steve Grogan	116	QB	Kansas State
5b	Steve Freeman	117	DB	Mississippi St.
6	(Pick to Detroit)			
7	(Lawrence Williams	172	WR	Texas Tech
8	(Pick to Chicago)			
9	(Pick to Pittsburgh)			
10	(Pick to Pittsburgh)			
11	Rene Garnett	272	DB	Idaho State

PATRIOTS ALL-TIME DRAFT

1975 (CONT.)

12a	Matt Kendon	297	DT	Idaho State
12b	Conredge Holloway	306	QB	Tennessee
13	Joe Harvey	328	DE	Northern Michigan
14	Tom Gossom	353	WR	Auburn
15	Don Clayton	378	RB	Murray State
16	Kerry Marbury	403	RB	West Virginia
17	Myke Horton	428	T	UCLA

1975 DRAFT NOTES

4a From San Diego through Cleveland

5b Pick from Philadelphia for RB John Tarver

6 Pick to Detroit for RB Leon Crosswhite

8 Pick to Chicago for DE Tony McGee

9 Pick to Pittsburgh for DE Craig Hanneman

10 Pick to Pittsburgh for LB George Webster

12b Pick from Washington

1974

Rd	Player	Pk	Pos	College
1	(Pick to San Francisco)			
2a	Steve Corbett	30	G	Boston College
2b	Steve Nelson	34	LB	North Dakota St.
3	(Pick to Chicago through Washington)			
4	(Pick to Cincinnati)			
5a	Andy Johnson	113	RB	Georgia
5b	Charlie Battle	124	LB	Grambling
6a	(Pick to Baltimore)			
6b	Chuck Ramsey	141	P	Wake Forest
7	Maury Damkroger	178	LB	Nebraska
8	(Pick to Chicago)			
9	Ed McCartney	209	TE	NE Oklahoma
10	(Pick to Pittsburgh)			
11	Archie Gibson	268	RB	Utah State
12	Eddie Foster	296	T	Oklahoma
13	Phil Benett	321	RB	Boston College
14	Cecil Bowens	346	RB	Kentucky
15	Sam Hunt	374	LB	Stephen F. Austin
16	Lucious Selmon	399	DT	Oklahoma
17	Gary Hudson	424	DB	Boston College

1974 DRAFT NOTES

1 Pick to San Francisco for TE Bob Windsor

2a Pick from Chicago

3 Pick to Chicago through Washington for DE Donnel Smith and Washington's 1974 seventh-round choice

4 Pick to Cincinnati for LB Bill Peterson

5b Pick from Washington through New Orleans

6a Pick to Baltimore for DB Jack Mildren

6b Pick from Philadelphia for DE Dennis Wirgowski

7 Pick from Washington along with LB Brad Dusek for LB Brad Dusek and the Patriots 1974 third-round choice

9 Pick from Houston for LB Steve Kiner

1973

Rd	Player	Pk	Pos	College
1a	John Hannah	4	G	Alabama
1b	Sam Cunningham	11	RB	Southern Cal
1c	Darryl Stingley	19	WR	Purdue
2	(Pick to Cleveland via N.Y. Giants)			
3a	Brad Dusek	56	DB	Texas A&M
3b	Charles Davis	73	RB	Alcorn A&M
4	Allen Gallaher	82	T	So. California
5	Doug Dumler	193	C	Nebraska
6	(Pick to New Orleans)	108		
7	(Pick to Miami)			
8	Isaac Brown	186	RB	W. Kentucky
9	David Callaway	212	T	Texas A&M
10	Dan Ruster	238	DB	Oklahoma
11	Homer May	264	TE	Texas A&M
12	Bruce Barns	290	P	UCLA
13	Alan Lowry	316	DB	Texas
14	Raymond Hamilton	342	LB	Oklahoma
15	Conde Pugh	368	DB	Norfolk State
16	Mike Kutter	394	DE	Concordia
17	Eddie McAshan	420	QB-DB	Georgia Tech

1973 DRAFT NOTES

1b Pick from Los Angeles for DE Fred Dryer

1c Pick from Chicago for RB Carl Garrett

3b Pick from Dallas for WR Ron Sellers

6 Pick to New Orleans for LB Jim Flanigan

7 Pick to Miami for T Wayne Mass

1972

Rd	Player	Pk	Pos	College
1a	(Pick to Minnesota as compensation for Joe Kapp)			
1b	(Pick to N.Y. Giants)			
2a	(Pick to Dallas)			
2b	Tom Reynolds	49	WR	San Diego State
3a	(Pick to Dallas)			
3b	Jim White	73	DE	Colorado State U.
4	(Pick to Dallas)			
5a	(Pick to Baltimore)			
5b	Ron Bolton	124	DB	Norfolk State
6	(Pick to Atlanta via N.Y. Giants)			
7a	Clark Hoss	165	TE	Oregon State
7b	John Tarver	166	RB	Colorado

PATRIOTS ALL-TIME DRAFT

8	Steve Beyrle	195	G	Kansas State
9	Mike Kelson	220	T	Arkansas
10	Mel Caraway	245	DB	N.E. Oklahoma
11	Rodney Cason	269	T	Angelo State
12	Steve Booras	296	DE	Mesa J.C.
13	Sam Elmore	325	DB	E. Michigan
14	Ed Rideout	350	WR	Boston College
15	Joel Kilmek	375	TE	Pittsburgh
16	Eric Dahl	400	DB	San Jose State
17	Junior Ah You	425	LB	Arizona State

1972 DRAFT NOTES

1b Pick from Los Angeles for Phil Olsen sent to N.Y. Giants in trade for Fred Dryer

2a Pick to Dallas for DE Halvor Hagen and WR Harold Jackson

2b Pick from Kansas City for G Mo Moorman

3a Pick to Dallas for DE Halvor Hagen and WR Harold Jackson

3b Pick from Washington through L.A. Rams

4 Pick to Dallas for LB Steve Kiner

5b Pick from Oakland C Warren Koegel

6 Pick to Atlanta through Giants for WR Reggie Rucker

7b Pick from San Diego for RB Eddie Ray

1971

Rd	Player	Pk	Pos	College
1	Jim Plunkett	1	QB	Stanford
2	Julius Adams	27	DT	Texas Southern
3	(Pick to Buffalo through Oakland)			
4	(Pick to Denver)			
5	Tim Kelly	105	LB	Notre Dame
6	David Hardt	131	TE	Kentucky
7	(Pick to Oakland)			
8	(Pick to Buffalo)			
9	Josh Ashton	209	RB	Tulsa
10	Layne McDowell	235	T	Iowa
11	Dan Schneiss	261	TE	Nebraska
12	John Rodman	287	T	Northwestern
13	Lewis Swain	313	DB	Alabama A&M
14	Alfred Sykes	339	WR	Florida A&M
15	Nick McGarry	365	TE	Massachusetts
16	Jim Zikmund	391	DB	Kearney State
17	Ronald Leigh	417	DE	Elizabeth City St.

1971 DRAFT NOTES

3 Pick to Buffalo through Oakland for DE Ike Lassiter

4 Pick to Denver

7 Pick to Oakland for DE Ike Lassiter

8 Pick to Buffalo

1970

Rd	Player	Pk	Pos	College
1	Phil Olsen	4	DT	Utah State
2	Pick to Houston			
3	Mike Ballou	56	LB	UCLA
4	Eddie Ray	83	DB	LSU
5	Bob Olson	107	LB	Notre Dame
6	Pick to Buffalo			
7	Odell Lawson	160	RB	Langston, Okla
8	(Pick to New York Jets)			
9	Dennis Wirgowski	212	DE	Purdue
10	Henry Brown	239	K-WR	Missouri
11	Dennis Bramlett	261	T	Texas-El Paso
12	Greg Roero	291	DT	N. Mex. Highlands
13	Ronnie Shelley	316	DB	Troy State
14	Garvie Craw	343	RB/TE	Michigan
15	Kent Schoolfield	368	WR	Florida A&M
16	Otis McDaniel	395	DE	Tuskegee
17	Joe Killingsworth	420	WR	Oklahoma

1970 DRAFT NOTES

2 Pick to Houston for RB Sid Blanks, CB Larry Carwell, LB Ron Caveness and WR Charlie Frazier

5 Pick from Miami for LB Nick Buoniconti

6 Pick to Buffalo for S Tom Janik

8 Pick to N.Y. Jets

1969

Rd	Player	Pk	Pos	College
1	Ron Sellers	6	SE	Florida State
2	Mike Montler	32	G	Colorado
3	Carl Garrett	58	RB	N.M. Highlands
4	(Pick to Denver through Kansas City			
5	Onree Jackson	110	QB	Alabama A&M
6	(Pick to Oakland)			
7	Rick Hackley	162	T	New Mexico State
8	Bob Gladieux	188	RB	Notre Dame
9a	Steve Alexakos	209	G-LB	San Jose St.
9b	Joe Walker	214	DE	Albany State
10	Dennis Devlin	240	DB	Wyoming
11	Barry Gallup	266	SE	Boston College
12	Richard Lee	292	DT	Grambling
13	Joe Leasey	318	LB	Alcorn A&M
14	John Cagle	344	LB	Clemson
15	Brant Conley	370	RB-P	Tulsa
16	Jim Vuono	396	LB	Adams State
17	George Muse	422	LB-DB	Grambling

PATRIOTS ALL-TIME DRAFT

1969 (CONT.)

1969 DRAFT NOTES

4 Pick to Denver through Kansas City for RB Gene Thomas

6 Pick to Oakland for LB John Williamson

9a Pick from Buffalo for RB Bob Cappadonna

1968

Rd	Player	Pk	Pos	College
1	Dennis Byrd	6	DT	North Carolina State
2	Tom Funchess	32	T	Jackson State
3	Aaron Marsh	60	FL	Eastern Kentucky
4	R.C. Gamble	88	RB	South Carolina St.
5	Jim Smithberger	116	DB	Notre Dame
6	Pick to Cincinnati			
7	John Schneider	170	QB	Toledo
8	Daryl Johnson	197	DB	Morgan State
9	(Pick to Houston)			
10	John Outlaw	249	DB	Jackson State
11	Paul Feldhausen	278	T	Northland, Wis.
12	James Cheyunski	305	LB	Syracuse
13	Max Huber	332	T	Brigham Young
14	Henry McKay	358	E	Guilford
15	Art McMahan	385	DB	No. Carolina St.
16	Charles Fulton	413	RB	Tennessee
17	Ed Koontz	440	LB	Catawba

1968 DRAFT NOTES

6 Pick to Cincinnati

9 Pick to Houston for QB Don Trull

1967

Rd	Player	Pk	Pos	College
1	John Charles	21	DB	Purdue
2	(Pick to Kansas City)			
3	(Pick to New York Jets)			
4	Ed Philpott	101	DE	Miami (Ohio)
5	Melvin Witt	128	DE	Arlington State
6	Ron Medlen	154	DE	SMU
7	Robert Leo	180	HB	Harvard
8	Tom Fussell	206	DT	LSU
9	Charlie Thornhill	232	DB	Michigan St.
10	John Runnels	257	LB	Penn State
11	Leroy Mitchell	283	FL	Texas Southern
12	Dave Davis	310	T	Harvard
13	Ray Ilg	336	LB	Colgate
14	Bobby Beard	361	LB	Auburn
15	Tom Folliard	388	LB	Mississippi State
16	Dik Nocera	414	HB	Southern Conn.
17	Bobby Nichols	440	TE	Boston Univ.

1967 DRAFT NOTES

2 Pick to Kansas City

3 Pick to New York Jets for WR Jim Colcough

1966

Rd	Player	Pk	Pos	College
1a	Karl Singer	T		Purdue
1b	Willie Townes	T		Tulsa
2a	Jim Boudreaux	T		La. Tech
2b	Ken Avery	LB		Miss. Southern
3a	Harold Lucas	T		Mich. State
3b	Ed Toner	G		U. Massachusetts
4a	(Pick to New York)			
4b	Heath Wingate	T		Bowling Green
5a	John Mangum	T		Miss. Southern
5b	Ray Perkins	E		Alabama.
6a	Dan Irby	T		Louisiana Tech
6b	Joe Avezzano	G		Florida State
7a	Jim Battles	T		Southern U
7b	Brent Caston	DB		Mississippi
8a	Sam Montgomery	DB		Southern
8b	Tom Schaefer	RB		Chattanooga
9a	Doug Satcher	LB		Southern
9b	Jack White	QB		Penn State
10	Dennis Brewster	T		BYU
10b	Bob Ellis	HB		Massachusetts
11	(Pick to New York)			
11b	Jay Marion	DB		Wyoming
12	Dick Fugere	LB		Cincinnati
13	Tom Carr	FB		Bates St.
14	Bob Hall	DB		Brown
15	Billy Laird	QB		La. Tech
16	Buddy Owens	G		Michigan State
17	Dick Capp	DE		Boston College
18	John Pincavage	E-DB		Virginia
19	Joe Novogratz	G		Pittsburgh
20	Paul Soule	HB		Bowdoin

1965

Rd	Player	Pk	Pos	College
1a	Jerry Rush	T		Michigan State
1b	Dave McCormick	T		LSU
2a	(Pick to Houston)			
2b	Bob Kowlowski	T		Virginia
3a	Jim Whalen	E		Boston College
3b	Bob Cappadonna	FB		Northeastern
4a	Ellis Johnson	HB		S.E. Louisiana
4b	Dick Arrington	G		Notre Dame

PATRIOTS ALL-TIME DRAFT

5a	Corwyn Aldredge	E	N.W. Louisiana
5b	Dennis Smith	DE	Cincinnati
6a	Justin Canale	G	Mississippi State
6b	Billy Ezell	DB	LSU
7a	Tom Neville	T	Mississippi State
7b	John Hankinson	QB	Minnesota
8a	Fred Brown	E	Miami
8b	Beau Colle	DB	LSU
9a	Bob Malone	T	Louisiana Tech
9b	Charles Brown	T	Tulsa
10	(Pick to Buffalo)		
10b	Dave Hettema	T	New Mexico
11a	John Frechette	T	Boston College
11b	Roy Schmidt	G	Long Beach State
12a	Jim Weatherly	DB	Mississippi
12b	Leon Stanridge	E	San Diego State
13	Charlie Green	QB	Wittenberg
14	Jay Cunningham	HB	Bowling Green
15	Ted Rodosevitch	G	Cincinnati
16	George Pyne	T	Olivet
17a	White Graves	DB	LSU
17b	Dave Lee	E	Louisiana Tech
18	Ed Meixler	LB	Boston University
19	Jim Nance	FB	Syracuse
20	Fred Fugazzi	FB	Missouri Valley

1965 DRAFT NOTES

2a Pick to Houston for C Bob Schmidt

10 Pick to Buffalo for DE Mack Yoho

1964

Rd	Player	Pk	Pos	College
1	Jack Concannon	QB		Boston College
2	Jim Kelly	E		Notre Dame
3	(Pick to Denver)			
4	Jon Morris	E		Holy Cross
5	(Pick to San Diego)			
6	Jim Mazurek	G		Syracuse
7	T.W. Alley	T		William & Mary
8a	J.D. Garrett	HB		Grambling
8b	Roger Lalonde	T		Muskingum
9	Lennie St. Jean	E		N. Michigan
10	(Pick to Buffalo)			
11	Jim Barrett	HB		Boston College
12	(Pick to Kansas City)			
13	Joe Scarpati	DB		N. Carolina State
14	Jim Wilson	T		Georgia
15	Tony Gibbons	T		John Carroll
16	Pete Pedro	HB		West Texas State
17	Gary Wood	QB-HB		Cornell
18	Joe Tiller	T		Montana State
19	Bill Dawson	E		Florida State
20	Lonnie Farmer	LB		Chattanooga
21	Tony Lawrence	T		Bowling Green
22	Dave Archer	T		Syracuse
23	Dave Humenick	T		Notre Dame
24	Larry Bartolamecli	T		West Virginia
25	Bryan Generalovich	E		Pittsburgh
26	Dick Niglio	HB		Yale

1964 DRAFT NOTES

3 Pick to Denver

5 Pick to San Diego for DT Billy Hudson

10 Pick to Buffalo

12 Pick to Kansas City

1963

Rd	Player	Pk	Pos	College
1	Art Graham	E		Boston College
2	LeeRoy Jordan	C		Alabama
3	Bob Vogel	T		Ohio State
4	Bob Reynolds	T		Bowling Green
5	Lou Cioci	G		Boston College
6	Sam Silas	T		Southern Illinois
7	Dick Williamson	E		Alabama
8	Rod Foster	G		Ohio State
9	Jim Simon	E		Miami
10	Don McKinnon	C		Dartmouth
11a	Dave Hayes	FB		Penn State
11b	Dave Watson	G		Georgia Tech
12a	Bill Gambrell	HB		South Carolina
12b	Tim Gauntner	HB		John Carroll
13a	Dave Adams	T		Arkansas
13b	Ralph Ferrissi	FB		So. Connecticut
14	Whaley Hall	T		Mississippi
15	Bob Dentel	C		Miami
16	Wes Bryant	T		Arkansas
17	Tom Neumann	HB		Michigan
18	Dave O'Brien	T		Boston College
19	Pat McCarthy	QB		Holy Cross
20	Jim Bradshaw	HB		Chattanooga
21	Gary Sherman	HB		Bowling Green
22	Nate Craddock	FB		Parsons
23	Al Snyder	HB		Holy Cross

PATRIOTS ALL-TIME DRAFT

1963 (CONT.)

24	Dick Schultz	T	Ohio
25	Dennis Gaubatz	G	Louisiana State U
26	Jim Tullis	HB	Florida A&M
27	Dave Adams	T	Arkansas
28	Ron Whaley	HB	Chattanooga
29	Dock Kelly	G	Georgia

1963 DRAFT NOTES

11a Pick from Houston

12a Pick from Buffalo

1962

Rd	Player	Pk	Pos	College
1	Gary Collins	E		Maryland
2	LeRoy Jackson	HB		W. Illinois
3	Sherwyn Thorson	G		Iowa
4	(Pick to Houston)			
5	(Pick to Dallas)			
6	John Schopf	T		Michigan
8	Benny McRae	HB		Michigan
9	Bill Triplett	FB		Miami, Ohio
10	John Knight	HB		Valparaiso
11	(Pick to Buffalo)			
12	(Pick to Oakland)			
13	Nick Buoniconti	G		Notre Dame
14	Chas. Sieminski	T		Penn State
15	Gerry Goerlitz			N. Michigan
16	Ken Byers	G		Cincinnati
17	Scott Maentz	E		Michigan
18	Tom Chandler	T		Florida A&M
19	Ron Myers	E		Villanova
20	Tom Neck	HB		LSU
21	John Traynham	HB		VMI
22	Bob Asack	T		Columbia
23	Walt Crate	HB		Penn Military
24	Don Christman	C		Richmond
25	Bob Stem	C		Richmond
26	Jim Field	QB		LSU
27	Al Gursky	HB		Penn State
28	Charles Dickerson	T		Illinois
29	Julius. Fincke	T		McNeese State
30	John L. Finn	T		Louisville
31	Mike Ingram	G		Ohio State
32	Charles Taylor	HB		Mississippi
33	Steve Jastrzembski	E		Pittsburgh
34	Ray Lardani	T		Miami (Fla.)

1962 DRAFT NOTES

4 Pick to Houston for G Houston Antwine

1961

Rd	Player	Pk	Pos	College
1	Tommy Mason	HB		Tulane
2	Rip Hawkins	C		North Carolina
3	Danny LaRose	E		Missouri
4	Mike Zeno	G		Virginia Tech
5	Fran Tarkenton	QB		Georgia
6	Larry Eisenhauer	T		Boston College
7	Paul Terhes	QB		Bucknell
8	Charles Long	G		Chattanooga
9	Roland Lakes	C		Wichita
10	Richard Mueller	E		Kentucky
11	Mel West	HB		Missouri
12	Wayne Harris	C		Arkansas
13	Dan Underwood	T		McNeese State
14	James Wright	QB		Memphis State
15	(Pick to Dallas)			
16	George Balthazar	T		Tennessee A&I
17	Ray Ratkowski	HB		Notre Dame
18	Tom Rodgers	HB		Kentucky
19	Joe Bellino	HB		Navy
20	Dan Oakes	G		VPI
22	Bob Johnson	E		Michigan
23	Darrel DeDecker	C		Illinois
24	Don Webb	HB		Iowa State
25	Robert Minihane	T		Boston University
26	Charles Granger	T		Southern U. (La.)
27	Terry Huxhold	T		Wisconsin
28	Bryant Harvard	QB		Auburn
29	Ernie McMillan	T		Illinois
30	George Hulz	T		Mississippi Southern

1960

FIRST SELECTIONS:

Player	Pk	Pos	College
Buddy Allen	HB		Utah State
Ron Burton	HB		Northwestern
Dale Chamberlain	FB		Miami, O.
Henry Christopher	E		SMU
Dan Colchicco	E		San Jose State
Jack Cummings	QB		North Carolina St.
James Davis	C		Oklahoma
Sarafine Fazio	C		Pittsburgh
Max Fugler	C		LSU
Jim Gardner	T		Duke

PATRIOTS ALL-TIME DRAFT

James Goodyear	T-G	Wake Forest
Dave Harris	HB	Kansas
Al Henderson	T	Colorado State
James Hickman	T-G	Penn State
Robert Krantz	FB	Penn State
Joe Kulbacki	HB	Purdue
Dee Mackey	E	E. Texas St.
Leon Manley	G	W. Texas St.
Cliff Manning	T-G	Hardin-Simmons
Pete Manning	E	Wake Forest
Edward Mazurek	T	Xavier
Bell Meglen	G	Utah State
Frank Mestnik	FB	Marquette
Ron Mix	T	USC
Irvin Nikolai	E	Stanford
Jim Prestel	T	Idaho
Bob Salerno	G	Colorado
Gerhardt Schwedes	HB	Syracuse
Richard Soergel	QB	Oklahoma St.
Larry Wagner	T	Vanderbilt
Harvey White	QB	Clemson
Tirey Wileman	HB	SMU
Gary Wisener	E	Baylor

SECOND SELECTIONS:

Player	*Pk*	*Pos*	*College*
1. Dave Ames	HB		Richmond
2. James Boeke	T/G		Heidelberg
3. Billy Brewer	QB		Ole Miss.
4. Emanuel Congedo	T/G		Villanova
5. Pat Dye	T/G		Georgia
6. John Farrington	WR		Prairie View
7. Rich Grecni	C		Ohio U.
8. Bud Jones	WR		SMU
9. Don Kacmarek	T/G		North Dakota
10. John Lawrence	T/G		North Carolina St.
11. Ron Maltony	T/G		Purdue
12. Bobby Pate	RB		Presbyterian
13. Jack Rudolph	LB		Georgia Tech
14. Frank Sally	T/G		California
15. Bob Spada	E		Duke
16. Pete Tunney	HB		Occidental
17. Jim Webster	HB		Marquette
18. John Wilcox	T/G		Oregon

PATRIOTS TRADES 2000-04

Note: For the Patriots all-time trades (1960-present, please visithttp://www.patriots.com/history.

2000

4/16 The Patriots acquired San Francisco's 2001 sixth round pick for the Patriots 2000 seventh-round pick (212th overall) which was acquired from Philadelphia.

8/7 The Patriots acquired Dane Looker from the St. Louis Rams for a sixth round draft choice in 2002.

2001

4/21 The Patriots acquired Pittsburgh's 2001 second-round (50th overall) and fourth-round (112th overall) picks for the Patriots 2001 second-round (39th overall - LB Kendrell Bell) pick.

4/21 The Patriots acquired Detroit's 2001 second-round (48th overall pick for a 2001 second-round (50th overall, from Pittsburgh) pick and sixth-round (173rd overall, from San Francisco) pick.

4/21 The Patriots acquired Minnesota's 2001 third-round (86th overall) pick and fourth-round (119th overall) pick for the Patriots third-round (69th overall) pick.

4/22 The Patriots acquired San Diego's 2001 fourth-round (96th overall - OL Kenyatta Jones) pick for the Patriots fourth-round (112th overall) and fifth-round (139th overall) picks.

4/22 The Patriots acquired Detroit's 2001 sixth-round (180th overall) and seventh-round (216th overall) pick for the Patriots 2001 fifth-round (149th overall, from N.Y. Jets) pick.

4/22 The Patriots acquired Jacksonville's 2002 fifth-round pick for the Patriots 2001 sixth-round (170th overall) pick.

2002

3/8 The Patriots received Green Bay's fourth round draft pick (117th overall) in the 2002 draft and a conditional pick in the 2003 draft (fourth round - 128th overall) for WR Terry Glenn.

4/20 The Patriots acquired the Washington Redskins first round pick (21st overall) of the 2002 draft in exchange for their 2002 first round pick (32nd overall), third-round (96th overall) and seventh-round (234th overall).

4/21 The Patriots acquired the Buffalo Bills 2003 first-round choice (14th overall) in exchange for QB Drew Bledsoe.

4/21 The Patriots acquired the Denver Broncos fourth-round pick (117th overall) in exchange for their 2002 fourth-round (131st overall) and fifth-round (144th overall) choices.

4/21 The Patriots obtained the Dallas Cowboys seventh round selection (237th overall), along with 2003 fifth-round choice, in exchange for the Patriots 2002 fifth round pick (168th overall).

6/27 The Patriots received an undisclosed future draft choice from St. Louis for LB Kole Ayi.

8/19 The Patriots traded veteran offensive tackle Grant Williams to the St. Louis Rams in exchange for a seventh-round (225th overall) draft choice.

2003

3/6 The Patriots traded tackle Greg Randall to the Houston Texans in exchange for a fifth-round (154th overall) draft choice in the 2003 draft.

3/6 The Patriots traded a third (81st overall) and fifth-round (140th overall) selection in the 2003 draft to the Washington Redskins in exchange for a third round selection (75th overall) in 2003 and a fourth-round selection in 2004.

4/14 The Patriots traded safety Tebucky Jones to the New Orleans Saints for a third-round pick (78th overall) and seventh-round pick (239th overall) in the 2003 draft, as well as a fourth-round pick in the 2004 draft (113th overall).

4/25 The Patriots traded a third-round pick in 2003 (78th overall) to the Miami Dolphins for their second-round pick in the 2004 draft.

4/26 The Patriots traded a first round pick in 2003 (14th overall) and a 2003 six round pick (193rd overall) to Chicago for their first round pick (13th overall).

4/26 The Patriots traded a first round pick in 2003 (19th overall) to Baltimore for a 2003 second-round pick (41st overall) and their 2004 first round pick (21st overall).

4/26 The Patriots traded a second-round pick (41st overall) and a third-round pick (75th overall) to the Houston Texans for a second-round pick (36th overall) and a fourth-round pick (117th overall).

4/26 The Patriots traded a second-round pick (50th overall) and a fourth-round pick (120th overall) to the Carolina Panthers for a second-round pick (45th overall).

4/27 The Patriots traded a fourth-round pick in 2003 (128th overall) and a fifth round pick in 2003 (157th overall) to the Denver Broncos for a fourth-round pick in 2003 (120th overall).

4/27 The Patriots traded a fifth round pick in 2003 (154th overall) and a seventh-round pick in 2003 (225th overall) to the Tennessee Titans for a fifth round pick in 2003 (164th overall), a sixth round pick in 2003 (201st overall) and a seventh-round pick in 2003 (243rd overall).

8/19 The Patriots acquired NT Ted Washington from the Chicago Bears in exchange for a 2004 fourth-round pick (104th overall).

8/26 The Patriots acquired G Jamil Soriano from the Chicago Bears for a conditional draft pick.

2004

4/19 The Patriots acquired RB Corey Dillon from the Cincinnati Bengals for a 2004 second round draft pick (56th overall).

8/17 The Patriots traded LB Quinn Dorsey to the Chicago Bears for a conditional draft pick.

PATRIOTS TRADES 2005-09

2005

3/4 The Patriots acquired CB Duane Starks from the Arizona Cardinals along with a fifth round pick in the 2005 draft (145th overall) in exchange for a third-round pick (95th overall) and a fifth round pick (168th overall).

4/23 The Patriots traded a second-round choice in the 2005 draft (64th overall) to the Baltimore Ravens in exchange for a third round selection in 2005 (84th overall), a sixth-round choice in 2005 (195th overall) and Baltimore's third-round pick in the 2006 draft (75th overall).

4/24 The Patriots traded a fifth round pick in the 2005 draft (145th overall) and a sixth-round choice in the 2005 draft (206th overall) to the Detroit Lions in exchange for Detroit's fourth-round pick in the 2006 draft (106th overall).

4/24 The Patriots traded a sixth round pick in the 2005 draft (195th overall) and a seventh-round pick in the 2005 draft (246th overall) to the Green Bay Packers in exchange for a sixth round selection in the 2005 draft (175th overall).

4/24 The Patriots traded a sixth-round choice in the 2005 draft (175th overall) to the Oakland Raiders in exchange for a seventh-round pick in the 2005 draft (230th overall) and a fifth round selection in the 2006 draft (136th overall).

8/22 The Patriots acquired WR Andre' Davis from the Cleveland Browns in exchange for a 2006 fifth-round draft choice (152nd overall).

2006

4/29 The Patriots traded a second-round pick in the 2006 draft (52nd overall) and a third-round pick in the 2006 draft (75th overall) to the Green Bay Packers in exchange for a second-round pick in the 2006 draft (36th overall).

6/6 The Patriots acquired DT Johnathan Sullivan from the New Orleans Saints in exchange for WR Bethel Johnson.

8/8 The Patriots traded OL Ross Tucker to the Cleveland Browns in exchange for a conditional draft choice.

8/21 The Patriots traded T Brandon Gorin to the Arizona Cardinals in exchange for a sixth-round selection in the 2007 NFL Draft (180th overall).

9/1 The Patriots traded RB Patrick Cobbs to the Pittsburgh Steelers in exchange for a conditional draft choice.

9/2 The Patriots acquired WR Doug Gabriel from the Oakland Raiders in exchange for a fifth-round selection in the 2007 NFL Draft (165th overall).

9/11 The Patriots traded WR Deion Branch to the Seattle Seahawks in exchange for a first-round selection in the 2007 NFL Draft (24th overall).

2007

3/5 The Patriots acquired WR Wes Welker from the Miami Dolphins in exchange for a second-round selection in the 2007 NFL Draft (60th overall) and a seventh-round selection in the 2007 NFL Draft (238th overall).

4/28 The Patriots traded a first-round selection in the 2007 NFL Draft (28th overall) to the San Francisco 49ers in exchange for a first-round selection in the 2008 NFL Draft and a fourth-round selection in the 2007 NFL Draft (110th overall - Later traded for WR Randy Moss).

4/28 The Patriots traded a third-round selection in the 2007 NFL Draft (91st overall) to the Oakland Raiders in exchange for a third-round selection in the 2008 NFL Draft and a seventh-round selection in the 2007 NFL Draft (211th overall).

4/29 The Patriots acquired WR Randy Moss from the Oakland Raiders in exchange for a fourth-round selection in the 2007 NFL Draft (110th overall).

8/7 The Patriots acquired CB Dante Wesley from the Chicago Bears in exchange for a conditional draft choice.

2008

4/26 The Patriots acquired a 2008 first-round selection (10 overall) and a 2008 third-round selection (78th overall) from the New Orleans Saints in exchange for a 2008 first-round selection (7th overall) and a 2008 fifth-round selection (164th overall).

4/27 The Patriots acquired a 2009 second-round selection and a 2008 fifth-round selection (160th overall) from the San Diego Chargers in exchange for a 2008 third-round selection (69th overall).

4/27 The Patriots acquired a 2008 fifth-round selection (153rd overall) from the Tampa Bay Buccaneers in exchange for a 2008 fifth-round selection (160th overall) and a 2008 seventh-round selection (238th overall).

2009

2/28 The Patriots acquired a 2009 second-round selection (34th overall – S Patrick Chung) from the Kansas City Chiefs in exchange for quarterback Matt Cassel and linebacker Mike Vrabel.

3/5 The Patriots acquired wide receiver Greg Lewis and an undisclosed selection in the 2010 NFL Draft from Philadelphia in exchange for a 2009 fifth-round selection (159th overall – T Fenuki Tupou).

4/25 The Patriots acquired a 2009 first-round selection (26th overall – LB Clay Matthews) and a 2009 fifth-round selection (162nd overall – T Jamon Meredith) from the Baltimore Ravens in exchange for a 2009 first-round selection (23rd overall – T Michael Oher).

4/25 The Patriots acquired a 2009 second-round selection (41st overall – DB Darius Butler), a 2009 third-round selection (73rd overall – RB Derek Cox) and a 2009 third-round selection (83rd overall – WR Brandon Tate) from the Green Bay Packers in exchange for a 2009 first-round selection (26th overall – LB Clay Matthews) and a 2009 fifth-round selection (162nd overall – T Jamon Meredith).

4/25 The Patriots acquired a 2009 second-round selection (40th overall – DL Ron Brace) from the Oakland Raiders in exchange for a 2009 second-round selection (47th overall – S Michael Mitchell), a 2009 fourth-round selection (124th overall – WR Louis Murphy) and a 2009 sixth-round selection (199th overall – DE Stryker Sulak).

4/26 The Patriots acquired a 2009 seventh-round selection (232nd overall) and a 2010 second-round selection from the Jacksonville Jaguars in exchange for a 2009 third-round selection (73rd overall – RB Derek Cox).

PATRIOTS TRADES 2009-11

2009 (CONT.)

4/26 The Patriots acquired a 2010 second-round selection from the Tennessee Titans in exchange for a 2009 third-round selection (89th overall – TE Jared Cook).

4/26 The Patriots acquired a 2009 fifth-round selection (137th overall – LB Jason Phillips) and a 2009 fifth-round selection (141st overall – WR Kenny McKinley) from the Philadelphia Eagles in exchange for CB Ellis Hobbs.

4/26 The Patriots acquired a 2009 fourth-round selection (123rd overall – OL Rich Ohrnberger) and a 2009 sixth-round selection (198th overall – LS Jake Ingram) from the Baltimore Ravens in exchange for a 2009 fifth-round selection (137th overall – LB Jason Phillips) and a 2009 fifth-round selection (141st overall – WR Kenny McKinley).

4/30 The Patriots acquired TE Alex Smith from the Tampa Bay Buccaneers in exchange for a 2010 fifth-round draft selection.

8/6 The Patriots acquired LB Derrick Burgess from the Oakland Raiders in exchange for a 2010 third-round draft selection and a 2010 fifth-round selection.

8/17 The Patriots acquired a 2010 fifth-round selection from the Denver Broncos in exchange for DL Le Kevin Smith and a 2010 seventh-round selection.

8/25 The Patriots acquired a seventh-round pick in 2010 from the Denver Broncos in exchange for OL Russ Hochstein.

9/5 The Patriots acquired a 2011 sixth-round draft selection from the New Orleans Saints in exchange for TE David Thomas.

9/5 The Patriots acquired TE Michael Matthews from the New York Giants for a conditional draft selection.

9/6 The Patriots acquired a 2011 first-round draft selection from the Oakland Raiders in exchange for DE Richard Seymour.

9/22 The Patriots acquired LB Prescott Burgess from the Baltimore Ravens in exchange for a conditional draft selection.

2010

4/23 The Patriots acquired Denver's 2010 first-round pick (24th overall) and their 2010 fourth-round pick (113th overall) during a 2010 draft day trade in exchange for the Patriots 2010 first-round pick (22nd overall).

4/23 The Patriots acquired Dallas's 2010 first-round pick 27th overall) and their 2010 third-round pick (90th overall) during a 2010 draft day trade in exchange for the Patriots 2010 first-round pick (24th overall) and a 2010 fourth-round pick (119th overall).

4/24 The Patriots acquired Oakland's 2010 second-round pick (42nd overall) during a 2010 draft day trade in exchange for a 2010 second-round pick (44th overall) and the Patriots assigned 2010 sixth-round pick (190th overall).

4/24 The Patriots acquired Arizona's 2010 second-round pick (58th overall) and 2010 third-round pick (89th overall) during a 2010 draft day trade in exchange for a 2010 second-round pick (47th overall). The Patriots had acquired the 47th overall in a draft day trade in exchange for a 2009 third-round selection (Jared Cook).

4/24 The Patriots acquired Carolina's 2011 second-round pick during a 2010 draft day trade in exchange for the Patriots third-round pick (89th pick overall).

4/24 The Patriots acquired Houston's 2010 second-round pick (62nd overall) and 2010 fifth-round pick (150th overall) during a draft day trade in exchange for the Patriots 2010 second-round pick (58th overall).

4/24 The Patriots acquired Washington's 2010 seventh-round pick (208th overall) during a 2010 draft day trade in exchange for two Patriots 2010 seventh-round picks (229th overall) and (231st overall).

8/23 The Patriots acquired OL Quinn Ojinnaka from the Atlanta Falcons for a 2011 seventh-round draft choice.

9/5 The Patriots acquired S Jarrad Page from the Kansas City Chiefs for a 2012 seventh-round pick.

9/5 The Patriots acquired LB Tracy White and a 2012 seventh-round pick from the Philadelphia Eagles for a 2012 sixth-round pick.

9/14 The Patriots traded RB Laurence Maroney and a 2011 sixth-round draft choice to the Denver Broncos for a fourth-round pick in 2011.

10/6 The Patriots traded WR Randy Moss and a seventh round draft pick in 2012 to the Minnesota Vikings for a 2011 third-round pick (74th overall).

10/12 The Patriots acquired WR Deion Branch in a trade with the Seattle Seahawks in exchange for 2011 fourth-round pick (99th overall).

2011

4/28 The Patriots acquired New Orleans' 2012 first-round pick and their 2011 second-round pick (56th overall) during a 2011 draft day trade in exchange for the Patriots 2011 first-round pick (28th overall).

4/29 The Patriots acquired Houston's 2011 third-round pick (73rd overall) and 2011 fifth-round pick (138th overall) in exchange for the Patriots 2011 second-round pick (60th overall).

4/29 The Patriots acquired Oakland's 2012 second-round pick and 2011 seventh-round pick (219th overall) in exchange for the Patriots 2011 third-round pick (92nd overall) and 2011 fourth-round pick (125th overall).

4/30 The Patriots acquired Philadelphia's 2011 sixth-round pick (194th overall) in exchange for the Patriots 2011 sixth-round pick (193rd overall).

7/29 The Patriots acquired DL Albert Haynesworth from Washington in exchange for a 2013 fifth-round pick.

7/29 The New England Patriots acquired WR Chad Ochocinco from the Cincinnati Bengals in exchange for a 2012 fifth-round pick (166th overall) and a 2013 sixth-round pick.

PATRIOTS TRADES 2012-16

2012

4/26 The Patriots acquired Cincinnati's 2012 first-round pick (21st overall) during a 2012 draft day trade in exchange for the Patriots 2012 first-round pick (27th overall) and a 2012 third-round pick (93rd overall)

4/26 The Patriots acquired Denver's 2012 first-round pick (25th overall) during a 2012 draft day trade in exchange for the Patriots 2012 first-round pick (31st overall) and a 2012 fourth-round pick (126th overall).

4/27 The Patriots acquired Green Bay's 2012 third round pick (90th overall) and Green Bay's 2012 fifth round pick (163rd overall) in exchange for the Patriots 2012 second round pick (62nd overall).

4/28 The Patriots acquired Green Bay's 2012 sixth-round pick (197th overall) and Green Bay's two 2012 seventh-round picks (224th overall) and (235th overall) in exchange for the Patriots fifth-round pick (163rd overall). The fifth-round pick was originally obtained in a trade with Green Bay earlier in the 2012 draft.

9/1 The Patriots acquired WR Greg Salas from St. Louis in a trade on September 1, 2012 in exchange for a 2015 seventh-round draft choice.

11/1 The Patriots acquired CB Aqib Talib and a 2013 seventh-round pick from Tampa Bay in a trade on November 1, 2012 in exchange for a 2013 fourth-round draft choice (126th overall).

2013

4/25 The Patriots acquired Minnesota's 2013 second-round pick (52nd overall), third-round pick (83rd overall), fourth-round pick (102nd overall) and seventh-round pick (229th overall) during a draft day trade in exchange for the Patriots 2013 first-round pick (29th overall).

4/27 The Patriots acquired RB LeGarrette Blount from Tampa Bay in a draft day trade with Tampa Bay in exchange for RB Jeff Demps and a 2013 seventh-round pick (229th overall).

10/29 The Patriots acquired DT Isaac Sopoaga and a 2014 sixth-round from Philadelphia pick in exchange for a 2014 fifth-round pick (169th overall).

2014

5/9 The Patriots acquired Jacksonville's 2014 fourth round pick (105th overall) and sixth round pick (179th overall) during a 2014 draft day trade in exchange for the Patriots 2014 third-round pick (93rd overall).

8/13 The Patriots acquired DL Ben Bass from Dallas in exchange for DB Justin Green.

8/13 The Patriots acquired DL Jerel Worthy from the Green Bay Packers for a conditional draft choice.

8/26 The Patriots acquired TE Tim Wright from Tampa Bay and a 2015 fourth-round pick (101st overall) in exchange for G Logan Mankins.

8/31 The Patriots acquired a 2016 seventh-round draft choice from Houston in exchange for QB Ryan Mallett.

10/22 The Patriots acquired LB Akeem Ayers and a 2015 seventh-round draft pick (219th overall) from Tennessee in exchange for the Patriots 2015 sixth-round draft pick (208th overall).

10/28 The Patriots acquired LB Jonathan Casillas and a 2015 sixth-round draft pick (178th overall) from Tampa Bay in exchange for the Patriots 2015 fifth-round draft pick (168th overall).

2015

5/1 The Patriots acquired Cleveland's 2015 fourth-round pick (111th overall), fifth-round pick (147th overall) and sixth-round pick (202nd overall) in a 2015 draft day trade in exchange for the Patriots 2015 third-round pick (96th overall) and the Patriots seventh-round pick (219th overall).

5/2 The Patriots acquired Green Bay's 2015 fifth-round pick (166th overall) and seventh-round pick (247th overall) in a 2015 draft day trade in exchange for the Patriots 2015 fifth-round pick (147th overall).

8/11 The Patriots acquired G Ryan Groy from Chicago in exchange for LB Matthew Wells.

8/18 The Patriots acquired TE Asante Cleveland from San Francisco in exchange for OL Jordan Devey.

8/26 The Patriots acquired OL Michael Williams from Detroit in exchange for a 2017 seventh-round draft pick.

9/1 The Patriots acquired WR Jalen Saunders from New Orleans in exchange for a conditional 2018 pick.

9/17 The Patriots acquired WR Keshawn Martin from Houston in exchange for a 2016 fifth-round draft pick (166th overall).

9/29 The Patriots acquired LB Jonathan Bostic from Chicago in exchange for a 2016 sixth-round draft pick (204th overall).

10/1 The Patriots acquired DL Akiem Hicks from New Orleans in exchange for TE Michael Hoomanawanui.

2016

3/15 The Patriots acquired Arizona's 2016 second-round pick (61st overall) and G Jonathan Cooper in exchange for DE Chandler Jones.

3/17 The Patriots acquired Chicago's 2016 sixth-round draft pick (204th overall) and TE Martellus Bennett in exchange for the Patriots 2016 fourth-round draft pick (127th overall).

4/29 The Patriots acquired New Orleans' 2016 third-round pick (78th overall) and fourth-round pick (112th overall) in a draft day trade in exchange for the Patriots 2016 second-round pick (61st overall).

4/30 The Patriots acquired Miami's 2016 fifth-round pick (147th overall) in a 2016 draft day trade in exchange for two of the Patriots 2016 sixth-round picks (196th overall and 204th overall) and the Patriots 2016 seventh-round pick (250th overall).

4/30 The Patriots acquired Seattle's 2016 seventh-round pick (225th overall) and Seattle's 2017 fourth-round pick in a draft day trade in exchange for the Patriots 2016 fifth-round pick (147th overall) and the Patriots 2016 seventh-round pick (243 overall).

5/9 The Patriots traded LB Jonathan Bostic to Detroit in exchange for a conditional draft pick.

PATRIOTS TRADES 2016-18

2016 (CONT.)

8/25 The Patriots acquired LB Barkevious Mingo from Cleveland in exchange for a 2017 fifth-round draft pick (175th overall).

9/7 The Patriots acquired DB Eric Rowe from Philadelphia in exchange for a 2018 fourth-round draft pick.

10/25 The Patriots traded TE AJ Derby to Denver in exchange for a 2017 fifth-round draft pick (163rd overall).

10/25 The Patriots acquired LB Kyle Van Noy and a 2017 seventh-round draft pick (239th overall) from Detroit in exchange for a 2017 sixth-round draft pick (215th overall).

10/31 The Patriots acquired a 2017 third-round draft pick (103rd overall) from Cleveland in exchange for LB Jamie Collins.

2017

3/9 The Patriots acquired Indianapolis's 2017 sixth-round pick (200th overall) and TE Dwayne Allen in exchange for the Patriots 2017 fourth-round draft pick (137th overall).

3/11 The Patriots acquired DE Kony Ealy from Carolina along with a 2017 third-round draft selection (72nd overall) in exchange for their 2017 second-round draft selection (64th overall).

3/11 The Patriots acquired WR Brandin Cooks and a 2017 fourth-round draft pick (118th overall) from New Orleans in exchange for their 2017 first-round pick (32nd overall) and 2017 third-round pick (103rd overall).

4/28 The Patriots acquired Tennessee's 2017 third-round pick (83th overall) and fourth-round pick (124th overall) in a draft day trade in exchange for the Patriots 2017 third-round pick (72nd overall) and sixth-round pick (200th overall).

4/28 The Patriots acquired Detroit's 2017 third-round pick (85th overall) in a draft day trade in exchange for the Patriots 2017 third-round pick (96th overall) and fourth-round pick (124th overall).

4/29 The Patriots acquired TE James O'Shaughnessy and a 2017 sixth-round draft pick (216th overall) in a draft day trade with Kansas City in exchange for a 2017 fifth-round draft pick (183rd overall).

4/29 The Patriots acquired Dallas's 2017 sixth-round pick (211th overall) in a draft day trade in exchange for the Patriots 2017 sixth-round pick (216th overall) and seventh-round pick (239th overall).

8/29 The Patriots acquired LB Marquis Flowers from Cincinnati in exchange for a 2018 seventh-round draft pick (249th overall).

9/1 The Patriots traded DB Justin Coleman to Seattle in exchange for a 2018 seventh-round draft pick (250th overall).

9/2 The Patriots traded QB Jacoby Brissett to Indianapolis in exchange for WR Phillip Dorsett.

9/2 The Patriots acquired CB Johnson Bademosi from Detroit in exchange for a 2019 sixth-round draft pick.

9/2 The Patriots acquired DE Cassius Marsh from Seattle in exchange for a 2018 fifth-round draft pick (168th overall) and a 2018 seventh-round draft pick (250th overall).

10/30 The Patriots traded QB Jimmy Garoppolo to San Francisco in exchange for their 2018 second-round draft selection (43rd overall).

2018

3/15 The Patriots acquired DL Danny Shelton from Cleveland and a 2018 fifth-round draft pick (159th overall) in exchange for the Patriots 2019 third-round draft pick.

3/15 The Patriots acquired CB Jason McCourty from Cleveland and a 2018 seventh-round draft pick (219th overall) in exchange for the Patriots 2018 sixth-round draft pick (205th overall).

3/19 The Patriots acquired WR Cordarrelle Patterson and a 2018 sixth-round draft pick (210th overall) from Oakland in exchange for the Patriots 2018 fifth-round draft selection (159th overall).

4/4 The Patriots acquired a 2018 first-round draft pick (23rd overall) and a 2018 sixth-round draft pick (198th overall) from the Los Angeles Rams in exchange for WR Brandin Cooks and the Patriots 2018 fourth-round draft pick (136th overall).

4/27 The Patriots acquired OL Trent Brown and a fifth-round draft pick (143rd overall) in a draft day trade with San Francisco in exchange for a third-round draft pick (95th overall).

4/27 The Patriots acquired Detroit's 2018 second-round draft pick (51st overall) and 2018 fourth-round draft pick (117th overall) in a draft day trade in exchange for a 2018 second-round draft pick (43rd overall).

4/27 The Patriots acquired Chicago's 2019 second-round draft pick (56th overall) and their 2018 fourth-round draft pick (105th overall) in a draft day trade in exchange for a 2018 second-round draft pick (51st overall).

4/27 The Patriots acquired Tampa Bay's 2018 second-round draft pick (56th overall) in a draft day trade in exchange for the 2018 second-round draft pick (63rd overall) and a 2018 fourth-round draft pick (117th overall).

4/28 The Patriots acquired Cleveland's 2018 fourth-round draft pick (114th overall) and 2018 sixth-round draft pick (178th overall) in a draft day trade in exchange for a 2018 fourth-round draft pick (105th overall).

4/28 The Patriots acquired Detroit's 2019 third-round draft pick (73rd overall) in a draft day trade in exchange for a 2018 fourth-round draft pick (114th overall).

4/28 The Patriots acquired Kansas City's two 2018 seventh-round draft picks (233rd overall and 243rd overall) in a draft day trade in exchange for a 2018 sixth-round draft pick (198th overall).

4/28 The Patriots acquired Philadelphia's 2018 seventh-round draft pick (250th overall) and a 2019 seventh-round draft pick (239th overall) in a draft day trade in exchange for a 2018 seventh-round draft pick (233rd overall).

8/31 The Patriots acquired a 2020 seventh-round draft pick from Atlanta in exchange for DB Jordan Richards.

9/17 The Patriots acquired WR Josh Gordon and a conditional 2019 seventh-round draft pick (243rd overall) from Cleveland in exchange for a 2019 fifth-round draft pick (170th overall).

PATRIOTS TRADES 2019-20

2019

3/14 The Patriots acquired DL Michael Bennett and a 2020 seventh-round draft pick (235th overall) from Philadelphia in exchange for a 2020 fifth-round draft pick.

4/26 The Patriots acquired the L.A. Rams 2019 second-round draft pick (45th overall) in a draft day trade in exchange for a 2019 second-round draft pick (56th overall) and a 2019 third-round draft pick (101st overall).

4/26 The Patriots acquired Seattle's 2019 third-round draft pick (77th overall) and 2019 fourth-round draft pick (118th overall) in a draft day trade in exchange for a 2019 second-round pick (64th overall).

4/26 The Patriots acquired Chicago's 2019 third-round draft pick (87th overall) and 2019 fifth-round draft pick (162nd overall) and a 2020 fourth-round draft pick (125th overall) in a draft day trade in exchange for a 2019 third-round draft pick (73rd overall) and 2019 sixth-round draft pick (205th overall).

4/26 The Patriots acquired the L.A. Rams 2019 third-round pick (101st overall) and 2019 fourth-round pick (133rd overall) in a draft day trade in exchange for a 2019 third-round pick (97th overall) and a 2019 fifth-round pick (162nd overall). The Patriots had traded the 101st pick to the Rams in an earlier draft day trade.

4/27 The Patriots acquired the L.A. Rams 2019 fifth-round draft picks (162nd overall) and (167th overall) in a draft day trade in exchange for a 2019 fourth-round draft pick (134th overall) and a 2019 seventh-round draft pick (243rd overall). The Patriots originally acquired the 162nd overall pick in a 2019 draft day trade with Chicago and then traded to the L.A. Rams in a draft day trade before re-acquiring the pick.

4/27 The Patriots acquired Minnesota's 2019 fifth-round draft pick (159th overall) in a draft day trade in exchange for a 2019 fifth-round draft pick (162nd overall) and a 2019 seventh-round pick (239th overall).

4/27 The Patriots acquired Philadelphia's 2019 fifth-round draft pick (163rd overall) in a draft day trade in exchange for a 2019 fifth-round (167th overall) and a 2019 seventh-round draft pick (246th overall).

4/29 The Patriots acquired Seattle's 2020 seventh-round draft pick (241st overall) in exchange for TE Jacob Hollister.

8/13 The Patriots acquired TE Eric Saubert from Atlanta for a conditional 2020 draft pick.

8/29 The Patriots acquired OL Korey Cunningham from Arizona in exchange for a 2020 sixth-round draft pick (202nd overall).

8/29 The Patriots acquired OL Jermaine Eluemunor and a 2020 sixth-round draft pick (207th overall) from Baltimore in exchange for a 2020 fourth-round draft pick (129th overall).

8/31 The Patriots acquired OL Russell Bodine from Buffalo in exchange for a 2020 sixth-round draft pick (207th overall).

8/31 The Patriots acquired Denver's 2020 sixth-round draft pick (195th overall) in exchange for DB Duke Dawson Jr. and a 2020 seventh-round draft pick (237th overall).

9/1 The Patriots acquired Houston's 2020 sixth-round draft pick (204th overall) in exchange for DB Keion Crossen.

9/11 The Patriots acquired the New York Jets 2021 sixth-round draft pick in exchange for WR Demaryius Thomas.

10/23 The Patriots acquired WR Mohamed Sanu Sr. from the Atlanta Falcons in exchange for a 2020 second-round draft pick (55th overall).

10/25 The Patriots acquired a 2021 sixth-round draft pick from the Dallas Cowboys in exchange for DL Michael Bennett.

2020

3/14 The Patriots acquired a 2020 fifth-round draft pick (172nd overall) from the Detroit Lions in exchange for DB Duron Harmon and a 2020 seventh-round draft pick (235th overall).

4/21 The Patriots acquired a 2020 fourth-round draft pick (139th overall) from the Tampa Bay Buccaneers in exchange for TE Rob Gronkowski and a 2020 seventh-round draft pick (241st overall).

4/23 The Patriots acquired the L.A. Chargers 2020 second-round pick (37th overall) and 2020 third-round pick (71st overall) in a draft-day trade in exchange for a 2020 first-round draft pick (23rd overall).

4/24 The Patriots acquired Baltimore's 2020 second-round pick (60th overall) and a 2020 fourth-round pick (129th overall) in a draft-daft day trade in exchange for two 2020 third-round picks (71st overall) and (98th overall).

4/24 The Patriots acquired Las Vegas' 2020 third-round pick (91st overall) and a 2020 fifth-round pick (159th overall) in a draft-day trade in exchange for a 2020 third-round pick (100th overall), 2020 fourth-round pick (139th overall) and 2020 fifth-round pick (172nd overall).

4/24 The Patriots acquired the New York Jets 2020 third-round pick (101st overall) in a draft-day trade on April 24, 2020, in exchange for 2020 fourth-round picks (125th overall) and (129th overall) and a 2021 sixth-round draft pick.

4/25 The Patriots acquired Indianapolis' 2020 sixth-round pick (182nd overall) in a draft-day trade in exchange for 2020 sixth-round picks (212th overall) and (213th overall).

8/9 The Patriots acquired CB Michael Jackson from the Detroit Lions in exchange for a conditional 2022 draft pick.

BOSTON'S HOME FOR SPORTS

98.5 THE SPORTS HUB

Official Flagship Station of the Safety Insurance Patriots Radio Network

THE ONLY LOCAL CALL OF THE GAME

OUR GAMEDAY COVERAGE INCLUDES

PRE GAME 3 HOURS BEFORE KICK-OFF

PLAY-BY-PLAY COVERAGE WITH

BOB SOCCI + SCOTT ZOLAK

POST GAME REACTION FOR 3 HOURS FOLLOWING THE GAME

Listen Live at 985TheSportsHub.com or on The Sports Hub App

www.985thesportshub.com | Download the App! | @985thesportshub

New England Patriots trademarks, including the Patriots logo, are property of New England Patriots, LLC, and are used pursuant to a licensing agreement with New England Patriots, LLC.

RESULTS

PATRIOTS IN THE PRESEASON

1960 4-1

7/30	W	28-7	at	Buffalo	16,000
8/5	W	43-6	*	Denver	4,706
8/14	L	14-24		Dallas Texans	11,000
8/21	W	21-7	$	Buffalo	7,500
8/28	W	28-14	#	Oakland	4,000

*-at Providence $-at Worcester #-at Amherst

1961 3-1

8/10	W	14-3		N.Y. Titans	15,387
8/19	L	7-17	*	N.Y. Titans	73,916
8/25	W	28-10	$	Buffalo	4,762
9/1	W	15-12	at	Buffalo	9,022

*-at Philadelphia $-at Providence

1962 2-3

8/11	L	20-21	*	Oakland	9,000
8/15	W	12-7	at	Buffalo	22,112
8/18	L	10-20	$	Houston Oilers	31,000
8/25	W	17-10	#	N.Y. Titans	11,118
9/1	L	6-7		Buffalo	8,783

*-at Providence $-at New Orleans #-at Lowell, Mass.

1963 0-5

8/4	L	17-24	at	Oakland	9,721
8/10	L	17-50	at	San Diego	16,427
8/14	L	20-21	*	Houston Oilers	9,387
8/24	L	14-24	at	Buffalo	17,697
9/1	L	20-22	$	N.Y. Jets	12,500

*-at Lowell, Mass. $- New Brunswick, N.J.

1964 0-5

8/9	L	7-38		Houston Oilers	20,087
8/18	L	7-23	*	N.Y. Jets	6,390
8/22	L	20-21	$	N.Y. Jets	11,500
8/28	L	14-24	at	Buffalo	12,566
9/5	L	17-27	at	Denver	20,568

*-at Lowell, Mass $-at New Brunswick, N.J.

1965 0-5

8/8	L	0-23		Buffalo	23,674
8/13	L	16-26	*	N.Y. Jets	8,000
8/21	L	6-27	at	Houston Oilers	30,142
8/28	L	0-17	$	N.Y. Jets	9,217
9/4	L	7-34	at	Kansas City	15,157

*-at Allentown, Pa. $-at Norfolk, Va.

1966 1-3

8/7	L	13-19		Buffalo	23,291
8/20	W	21-10	*	Oakland	36,038
8/27	L	13-31	at	San Diego	11,894
9/1	L	3-41	$	N.Y. Jets	2,000

*-at Anaheim, Calif. $-at Mobile, Ala.

1967 1-3

8/4	L	13-55	*	N.Y. Jets	16,000
8/13	L	3-33		Baltimore Colts	29,313
8/20	W	13-10	$	Buffalo	15,300
8/26	L	7-13		Washington	15,523

*-at Bridgeport, Conn. $-at Rochester, N.Y.

1968 1-3

8/10	L	0-19	at	New Orleans	54,400
8/17	L	6-25	*	N.Y. Jets	14,000
8/23	W	19-17	$	Miami	15,003
9/2	L	20-22		Philadelphia	31,404

*-at Richmond, Va. $-at Jacksonville, Fla.

1969 2-3

8/10	W	21-13	*	Cincinnati	16,900
8/17	L	16-34		Atlanta	24,084
8/25	L	9-22	$	Detroit	8,212
8/31	W	26-10	#	Denver	18,375
9/6	L	0-13	%	Miami	18,000

*-at Bowling Green, Ohio $-at Montreal #-at Jacksonville, Fla.
%-at Birmingham, Ala.

1970 0-4

8/16	L	21-45		Washington	25,584
8/29	L	0-26	*	New Orleans	32,000
9/4	L	3-31	$	Pittsburgh	22,000
9/11	L	14-16	#	Denver	17,832

*-at Jackson, Miss. $-at Shreveport, La #-at Salt Lake City, Utah

1971 1-5

8/8	L	10-17	at	Minnesota	31,813
8/15	W	20-14		N.Y. Giants	60,423
8/22	L	14-28	at	Buffalo	31,610
8/29	L	21-31		L.A. Rams	53,271
9/5	L	35-45		Atlanta	48,631
9/10	L	9-38	*	N.Y. Jets	28,082

*- at Memphis, Tenn.

1972 2-4

8/5	L	24-31	at	Oakland	53,661
8/12	L	20-29	at	Philadelphia	30,000
8/20	W	27-17		Chicago	50,892
8/27	L	10-31		N.Y. Giants	51,470
9/2	L	24-49	at	Denver	37,128
9/10	W	34-30		Detroit	47,684

1973 1-5-1

7/28	L	7-20	*	San Francisco	19,685
8/5	T	17-17		Oakland	43,914
8/12	L	7-13		N.Y. Giants	49,209
8/18	L	10-27	at	Atlanta	56,239
8/25	W	31-6	at	New Orleans	64,131
9/2	L	14-35		Washington	50,369
9/7	L	21-34	at	Detroit	50,104

*- at Canton, Ohio

1974 4-2

8/2	W	21-16	at	Washington	16,405
8/11	L	6-21		N.Y. Giants	17,992
8/18	W	7-3		New Orleans	20,546
8/24	W	23-14	at	San Diego	18,903
8/31	L	21-27	*	Denver	18,000
9/8	W	27-17		Philadelphia	35,412

*-at Spokane, Wash.

1975 3-2

8/10	L	14-28		N.Y. Giants	40,726
8/17	W	36-10		Minnesota	40,218
8/22	L	10-24	at	Philadelphia	40,156
8/30	W ot	20-17	*	Green Bay	51,769
9/7	W	31-24		San Diego	39,502

*- at Milwaukee, Wis.

1976 3-3

8/1	W ot	13-7		N.Y. Giants	30,032
8/6	L	17-26	*	San Diego	23,800
8/15	L	14-16		Green Bay	30,552
8/21	W	28-17	at	Atlanta	30,619
8/30	L	27-30	at	Cleveland	36,016
9/5	W	20-7		Philadelphia	32,254

*-at Norman, Okla.

1977 5-1

8/6	W	19-3	at	N.Y. Giants	44,471
8/13	W	38-3	*	Green Bay	53,244
8/22	L	10-21	at	Philadelphia	28,025
8/28	W ot	13-10		Pittsburgh	43,779
9/4	W	45-7		Washington	41,053
9/11	W	29-10		Atlanta	41,346

*-at Milwaukee, Wis.

1978 4-0

8/5	W	14-7	at	L.A. Rams	60,134
8/12	W	21-7	at	Oakland	53,335
8/20	W	24-7		Kansas City	39,043
8/27	W	21-10		Cleveland	42,696

1979 2-2

8/4	W	37-14	at	Atlanta	59,725
8/12	L	3-15		L.A. Rams	44,955
8/19	W	35-14		Oakland	45,518
8/24	L ot	17-20	at	Denver	75,103

1980 1-3

8/11	W	35-31	at	L.A. Rams	66,656
8/16	L	29-31	at	Oakland	41,649
8/24	L	17-23		Philadelphia	45,207
8/29	L	23-30	at	Seattle	64,759

1981 4-0

8/10	W	34-21	at	L.A. Rams	69,006
8/15	W	17-16	at	Tampa Bay	66,553
8/22	W	23-30		Oakland	43,032
8/30	W	19-10		Washington	44,078

1982 1-3

8/14	L	20-24	*	Pittsburgh	93,251
8/20	L	7-14	at	Philadelphia	56,431
8/28	L	21-36	at	Dallas	50,118
9/4	W	41-27		Green Bay	39,888

*-at Knoxville, Tenn.

PRESEASON BREAKDOWN

HOME	61-55-1
ROAD	51-67-0
NEUTRAL	7-21-0
AFC/AFL	29-59-1
NFC/NFL	90-84-0
JULY	2-2-0
AUGUST	107-120-1
SEPTEMBER	10-22-0
1960s	14-32-0
1970s	25-28-1
1980s	18-23-0
1990s	17-24-0
2000s	23-18-0
2010s	22-18-0
OPENERS	25-35-0
HOME OPENERS	26-33-1
INTERNATIONAL	1-3-0

PATRIOTS IN THE PRESEASON

1983 0-4

8/6	L	16-27	*	Pittsburgh	42,816
8/14	L	15-17	at	San Francisco	50,043
8/20	L	7-13	at	L.A. Rams	40,190
8/26	L	21-41	at	Tampa Bay	52,108

*-at Knoxville, Tenn.

1984 2-2

8/3	L	20-48		N.Y. Giants	34,751
8/11	L	13-23	at	Buffalo	19,578
8/17	W	31-27	at	Washington	35,932
8/24	W	36-7		Kansas City	22,721

1985 1-3

8/10	L	20-32		New Orleans	27,014
8/17	W	31-13	at	Kansas City	35,162
8/23	L	36-37	at	Washington	50,538
8/31	L	13-14	at	L.A. Rams	39,911

1986 4-1

8/2	W	21-16*		St. Louis Cardinals	22,739
8/10	W	18-7		Washington	37,335
8/16	W	38-34	at	New Orleans	54,364
8/22	L	10-24	at	L.A. Raiders	44,352
8/30	W	16-9	at	Green Bay	50,642

*-at Canton, Ohio

1987 2-2

8/16	L	17-19		N.Y. Giants	50,014
8/23	L ot	13-19		Philadelphia	38,734
8/29	W	38-27	at	Minnesota	49,339
9/4	W	14-13	*	Atlanta	52,508

*- at Jacksonville, Fla.

1988 1-3

8/6	L	30-34		Atlanta	32,949
8/13	L	14-27	*	Houston Oilers	48,113
8/20	W	24-21	at	Philadelphia	41,502
8/26	L	21-27		Cincinnati	30,941

*-at Memphis, Tenn.

1989 2-2

8/12	L	17-20		N.Y. Giants	32,398
8/19	W	17-12	*	Seattle	48,746
8/26	W	23-7	at	Atlanta	21,118
9/1	L	0-16		Green Bay	26,549

*-at St. Louis

1990 0-4

8/9	L	14-30	*	Pittsburgh	26,869
8/18	L	10-44	$	Tampa Bay	51,066
8/24	L ot	10-13		Cincinnati	23,768
8/31	L	14-45		Atlanta	24,106

*-at Montreal $-at Jacksonville, Fla.

1991 1-3

8/3	L	7-28	at	Green Bay	52,852
8/10	L	6-27		Washington	16,757
8/17	L	0-46	at	Phoenix Cardinals	51,070
8/24	W	24-3		N.Y. Giants	21,147

1992 1-3

8/8	L	14-34	at	Indianapolis	42,786
8/14	L	10-20		San Diego	18,626
8/22	L	9-42	at	Detroit	53,682
8/29	W	24-10	at	Green Bay	47,152

1993 1-3

8/7	L	7-13	at	San Diego	46,286
8/14	L	9-12	*	Cleveland	33,021
8/20	W	21-17		Green Bay	24,909
8/27	L	20-27		Kansas City	46,501

*-at Toronto

1994 3-1

8/5	W	24-6		New Orleans	37,800
8/13	W	28-10	at	L.A. Rams	24,847
8/18	W	27-17		Washington	45,394
8/26	L	20-24	at	Green Bay	57,722

1995 1-3

8/4	L	17-30		Detroit	52,634
8/12	W	21-14		Minnesota	56,241
8/17	L	7-31	at	Philadelphia	53,072
8/25	L	24-32	at	Oakland	51,709

1996 3-1

8/2	L	7-24	at	Green Bay	57,918
8/12	W	31-7	at	Dallas	57,874
8/18	W	37-10		Philadelphia	55,606
8/23	W	27-19		Washington	48,242

1997 3-1

7/31	L	3-7	at	Green Bay	60,778
8/8	W	16-10		Dallas	60,292
8/17	W	31-21		Denver	55,354
8/21	W	28-14	at	Philadelphia	40,000

1998 3-2

8/2	L	13-14	at	San Francisco	46,374
8/9	L	0-28		Minnesota	54,111
8/17	W	21-3	*	Dallas	106,424
8/22	W	20-17	at	Washington	63,781
8/29	W	24-7		Philadelphia	59,001

*-at Mexico City

1999 1-3

8/13	L	14-20		Washington	53,440
8/21	W	34-14		Dallas	50,816
8/28	L	14-45	at	Tampa Bay	64,092
9/2	L	20-23	at	Carolina	52,976

2000 3-2

7/31	W	20-0	*	San Francisco	22,840
8/4	W	13-10	at	Detroit	48,929
8/11	L	20-30	at	Washington	67,511
8/20	L	21-31		Tampa Bay	60,292
8/24	W	29-21		Carolina	60,292

*-at Canton, Ohio

2001 3-1

8/10	W	14-0		N.Y. Giants	60,292
8/18	W	23-8	at	Carolina	71,597
8/25	L	3-20	at	Tampa Bay	65,444
8/30	W	33-13		Washington	60,292

2002 3-1

8/10	L	19-22	at	N.Y. Giants	76,359
8/17	W	16-15		Philadelphia	68,436
8/23	W	23-3		Carolina	68,436
8/29	W	28-14	at	Washington	70,118

2003 4-0

8/7	W	26-6		N.Y. Giants	68,436
8/16	W	20-13	at	Washington	68,980
8/22	W	24-12	at	Philadelphia	66,279
8/27	W	38-23		Chicago	68,436

2004 1-3

8/13	W	24-6		Philadelphia	68,756
8/21	L	3-31	at	Cincinnati	50,287
8/28	L	17-20	at	Carolina	72,829
9/2	L	0-31		Jacksonville	68,756

2005 2-2

8/12	W	23-13	at	Cincinnati	55,544
8/18	L	27-37		New Orleans	68,756
8/26	W	27-3	at	Green Bay	69,501
9/1	L	3-27		N.Y. Giants	68,756

2006 2-2

8/11	L	23-26	at	Atlanta	69,283
8/19	W	30-3		Arizona	68,756
8/26	W	41-0		Washington	68,756
8/31	L	23-31	at	N.Y. Giants	76,428

2007 2-2

8/10	L	10-13	at	Tampa Bay	65,130
8/17	L	24-27		Tennessee	68,756
8/24	W	24-7	at	Carolina	72,882
8/30	W	27-20		N.Y. Giants	68,756

2008 0-4

8/7	L	15-16		Baltimore	68,756
8/17	L	10-27	at	Tampa Bay	63,365
8/22	L	17-27		Philadelphia	68,756
8/28	L	14-19	at	N.Y. Giants	76,798

2009 3-1

8/13	W	27-25	at	Philadelphia	69,144
8/20	L	6-7		Cincinnati	68,756
8/28	W	27-24	at	Washington	69,384
9/3	W	38-27		N.Y. Giants	68,756

2010 2-2

8/12	W	27-24		New Orleans	68,756
8/19	W	28-10	at	Atlanta	66,783
8/26	L	35-36		St. Louis	68,756
9/2	L	17-20	at	N.Y. Giants	72,146

PATRIOTS IN THE PRESEASON

2011 2-2

8/11	W	47-12		Jacksonville	68,756
8/18	W	31-14	at	Tampa Bay	49,313
8/27	L	10-34	at	Detroit	58,665
9/1	L	17-18		N.Y. Giants	68,756

2012 1-3

8/9	W	7-6		New Orleans	68,756
8/20	L	17-27		Philadelphia	68,756
8/24	L	28-30	at	Tampa Bay	47,440
8/29	L	3-6	at	N.Y. Giants	75,530

2013 3-1

8/9	W	31-22	at	Philadelphia	69,144
8/16	W	25-21		Tampa Bay	68,756
8/22	L	9-40	at	Detroit	60,921
8/29	W	28-20		N.Y. Giants	68,756

2014 2-2

8/7	L	6-23	at	Washington	67,327
8/15	W	42-35		Philadelphia	68,756
8/22	W	30-7		Carolina	68,756
8/28	L	13-16	at	N.Y. Giants	74,658

2015 2-2

8/13	L	11-22		Green Bay	66,829
8/22	W	26-24	at	New Orleans	73,004
8/28	W	17-16	at	Carolina	71,801
9/3	L	9-12		N.Y. Giants	66,829

2016 3-1

8/11	W	34-22		New Orleans	66,829
8/18	W	23-22		Chicago	66,809
8/26	W	19-17	at	Carolina	73,816
9/1	L	9-17	at	N.Y. Giants	73,808

2017 1-3

8/10	L	24-31		Jacksonville	65,878
8/19	L	23-27	at	Houston	71,504
8/25	W	30-28	at	Detroit	53,621
8/31	L	38-40		N.Y. Giants	65,878

2018 3-1

8/9	W	26-17		Washington	65,878
8/16	W	37-20		Philadelphia	71,504
8/24	L	14-25	at	Carolina	73,880
8/30	W	17-12	at	N.Y. Giants	74,220

2019 3-1

8/8	W	31-3	at	Detroit	57,414
8/17	W	22-17	at	Tennessee	63,362
8/22	W	10-3		Carolina	65,878
8/29	L	29-31		N.Y. Giants	65,878

PRESEASON SERIES RECORDS

Team	GP	W	L	T	PCT	PF	PA
Ariz./Phx./St.L. Cardinals	3	2	1	0	.667	51	65
Atlanta Falcons	12	6	6	0	.500	287	282
Baltimore Ravens	1	0	1	0	.000	15	16
Buffalo Bills	13	6	7	0	.462	191	201
Carolina Panthers	11	8	3	0	.727	226	150
Chicago Bears	3	3	0	0	1.000	88	62
Cincinnati Bengals	6	2	4	0	.333	84	104
Cleveland Browns	3	1	2	0	.333	57	52
Dallas Cowboys	5	4	1	0	.800	123	70
Denver Broncos	8	3	5	0	.375	193	176
Detroit Lions	10	4	6	0	.400	183	273
Green Bay Packers	14	7	7	0	.500	249	223
Houston Texans	1	0	1	0	.000	23	27
Indianapolis/Balt. Colts	2	0	2	0	.000	17	67
Jacksonville Jaguars	3	1	2	0	.333	71	74
K.C. Chiefs/Dallas Texans	6	3	3	0	.500	132	112
L.A./St. Louis Rams	9	4	5	0	.444	190	178
Miami Dolphins	2	1	1	0	.500	19	30
Minnesota Vikings	5	3	2	0	.600	105	96
New Orleans Saints	12	8	4	0	.667	261	239
N.Y. Giants	29	10	19	0	.345	511	551
N.Y. Jets/Titans	12	2	10	0	.167	132	298
Oakland/L.A. Raiders	12	5	6	1	.434	269	246
Philadelphia Eagles	23	13	10	0	.565	499	448
Pittsburgh Steelers	5	1	4	0	.200	66	122
L.A./San Diego Chargers	7	2	5	0	.286	118	178
San Francisco 49ers	4	1	3	0	.250	55	51
Seattle Seahawks	2	1	1	0	.500	40	42
Tampa Bay Buccaneers	11	3	8	0	.273	190	302
Tenn. Titans/Houston Oilers	7	1	6	0	.143	103	177
Washington	22	14	8	0	.636	507	432
TOTALS	**263**	**119**	**143**	**1**	**.454**	**5,055**	**5,344**

ALL-TIME SERIES STANDINGS

ALL-TIME RECORD VS. OPPONENTS

OVERALL RECORD (REG. SEASON AND PLAYOFFS)

Team	GP	W	L	T	PCT	PF	PA	FIRST MEETING	LAST MEETING	PLAYOFFS GP	PLAYOFFS W	PLAYOFFS L
Ariz./Phx./St. L. Cardinals	**14**	**7**	**7**	**0**	**.500**	**279**	**263**	**1970**	**2016**	**-**	**-**	**-**
Atlanta Falcons	15	9	6	0	.600	306	335	1972	2017	1	1	0
Baltimore Ravens	**14**	**10**	**4**	**0**	**.714**	**373**	**319**	**1996**	**2019**	**4**	**2**	**2**
Buffalo Bills	**120**	**76**	**43**	**1**	**.638**	**2,674**	**2,172**	**1960**	**2019**	**1**	**1**	**0**
Carolina Panthers	7	3	4	0	.429	174	149	1995	2017	1	1	0
Chicago Bears	14	10	4	0	.714	336	250	1973	2018	1	0	1
Cincinnati Bengals	26	17	9	0	.654	558	531	1968	2019	-	-	-
Cleveland Browns	25	12	13	0	.480	452	461	1971	2019	1	0	1
Dallas Cowboys	13	6	7	0	.462	259	249	1971	2019	-	-	-
Denver Broncos	**53**	**23**	**30**	**0**	**.434**	**1,173**	**1,198**	**1960**	**2017**	**5**	**1**	**4**
Detroit Lions	12	7	5	0	.583	249	249	1971	2018	-	-	-
Green Bay Packers	12	6	6	0	.500	252	293	1973	2018	1	0	1
Houston Texans	**12**	**10**	**2**	**0**	**.833**	**380**	**237**	**2003**	**2019**	**2**	**2**	**0**
Indianapolis/Balt. Colts	81	52	29	0	.642	2,039	1,537	1970	2018	5	4	1
Jacksonville Jaguars	13	11	2	0	.846	347	224	1996	2018	5	4	1
K.C. Chiefs/Dallas Texans	**38**	**16**	**19**	**3**	**.461**	**817**	**952**	**1960**	**2019**	**2**	**2**	**0**
Las Vegas /Oakland/L.A.Raiders	**35**	**19**	**15**	**1**	**.557**	**797**	**825**	**1960**	**2017**	**3**	**2**	**1**
L.A./San Diego Chargers	**42**	**25**	**15**	**2**	**.619**	**1,000**	**859**	**1960**	**2018**	**4**	**3**	**1**
L.A./St. Louis Rams	**14**	**9**	**5**	**0**	**.643**	**307**	**235**	**1974**	**2018**	**2**	**2**	**0**
Miami Dolphins	**109**	**53**	**56**	**0**	**.486**	**2,396**	**2,311**	**1966**	**2019**	**3**	**2**	**1**
Minnesota Vikings	13	9	4	0	.692	284	254	1970	2018	-	-	-
New Orleans Saints	14	10	4	0	.714	336	299	1972	2017	-	-	-
N.Y. Giants	13	7	6	0	.538	255	245	1970	2019	2	0	2
N.Y. Jets/Titans	**122**	**67**	**54**	**1**	**.553**	**2,841**	**2,481**	**1960**	**2019**	**3**	**2**	**1**
Philadelphia Eagles	15	7	8	0	.467	343	355	1973	2019	2	1	1
Pittsburgh Steelers	33	17	16	0	.515	752	695	1972	2019	5	4	1
San Francisco 49ers	**13**	**5**	**8**	**0**	**.385**	**262**	**322**	**1971**	**2016**	**-**	**-**	**-**
Seattle Seahawks	**18**	**9**	**9**	**0**	**.500**	**373**	**350**	**1977**	**2016**	**1**	**1**	**0**
Tampa Bay Buccaneers	9	7	2	0	.778	201	107	1976	2017	-	-	-
Tenn. Titans/Houston Oilers	44	25	18	1	.580	1,082	891	1960	2019	4	2	2
Washington	11	5	6	0	.455	265	212	1972	2019	-	-	-
Totals	**974**	**549**	**416**	**9**	**.568**	**22,162**	**19,860**	**1960**		**58**	**37**	**21**

2020 opponents in BOLD

PATRIOTS IN PRIMETIME

The Patriots have played in 131 prime-time games (beginning after 7 p.m. ET) and have compiled a 79-52 record in those games.

MONDAY NIGHT (26-25)

ESPN (14-4)

Date	W/L	Score		Opponent
10/30/06	W	31-7	at	Minnesota
10/01/07	W	34-13	at	Cincinnati
12/03/07	W	27-24	at	Baltimore
10/20/08	W	41-7		Denver
09/14/09	W	25-24		Buffalo
11/30/09	L	17-38	at	New Orleans
10/04/10	W	41-14	at	Miami
12/06/10	W	45-3		N.Y. Jets
09/12/11	W	38-24	at	Miami
11/21/11	W	34-3		Kansas City
12/10/12	W	42-14		Houston
11/18/13	L	20-24	at	Carolina
09/29/14	L	14-41	at	Kansas City
11/23/15	W	20-13		Buffalo
12/12/16	W	30-23		Baltimore
12/11/17	L	20-27	at	Miami
10/29/18	W	25-6	at	Buffalo
10/21/19	W	33-0	at	N.Y. Jets

ABC (12-21)

Date	W/L	Score		Opponent
11/06/72	L	17-24		Baltimore
12/01/75	L	7-20	at	Miami
10/18/76	W	41-7		N.Y. Jets
09/26/77	L ot	27-30	at	Cleveland
09/18/78	L	27-34		Baltimore
12/18/78	L	3-23	at	Miami
09/03/79	L ot	13-16		Pittsburgh
10/01/79	L	14-27	at	Green Bay
09/29/80	W	23-14		Denver
11/10/80	L	34-38	at	Houston
12/08/80	L ot	13-16	at	Miami
09/21/81	L	35-21		Dallas
12/16/85	L	27-30	at	Miami
12/22/86	W	34-27	at	Miami
09/21/87	L	24-43	at	N.Y. Jets
12/28/87	W	24-10	at	Miami
10/23/95	W	27-14		Buffalo
10/06/97	L	13-34	at	Denver
10/27/97	L	10-28		Green Bay
12/22/97	W	14-12	at	Miami
09/07/98	L	21-27	at	Denver
10/19/98	L	14-24		N.Y. Jets
11/23/98	W	26-23		Miami
11/15/99	L	17-24		N.Y. Jets
09/11/00	L	19-20	at	N.Y. Jets
12/04/00	W	30-24		Kansas City
09/09/02	W	30-14		Pittsburgh
12/16/02	L	7-24	at	Tennessee
11/03/03	W	30-26	at	Denver
11/22/04	W	27-19	at	Kansas City
12/20/04	L	28-29	at	Miami
11/07/05	L	21-40		Indianapolis
12/26/05	W	31-21	at	N.Y. Jets

SUNDAY NIGHT (31-21)

NBC (19-12)

Date	W/L	Score		Opponent
09/24/06	L	7-17		Denver
11/05/06	L	20-27		Indianapolis
09/16/07	W	38-14		San Diego
11/18/07	W	56-10	at	Buffalo
11/25/07	W	31-28		Philadelphia
10/12/08	L	10-30	at	San Diego
11/02/08	L	15-18	at	Indianapolis
11/15/09	L	34-35	at	Indianapolis
11/14/10	W	39-26	at	Pittsburgh
12/19/10	W	31-27		Green Bay
11/13/11	W	37-16	at	N.Y. Jets
09/23/12	L	30-31	at	Baltimore
12/16/12	L	34-41		San Francisco
09/29/13	W	30-23	at	Atlanta
11/24/13	W ot	34-31		Denver
10/05/14	W	43-17		Cincinnati
11/16/14	W	42-20	at	Indianapolis
12/07/14	W	23-14	at	San Diego
10/18/15	W	34-27	at	Indianapolis
11/29/15	L ot	24-30	at	Denver
12/13/15	W	27-6	at	Houston
09/11/16	W	23-21	at	Arizona
11/13/16	L	24-31		Seattle
10/22/17	W	23-7		Atlanta
11/12/17	W	41-16	at	Denver
09/23/18	L	10-26	at	Detroit
10/14/18	W	43-40		Kansas City
11/04/18	W	31-17		Green Bay
09/08/19	W	33-3		Pittsburgh
11/03/19	L	20-37	at	Baltimore
12/01/19	L	22-28	at	Houston

ESPN (9-6)

Date	W/L	Score		Opponent
11/08/87	L	10-17	at	N.Y. Giants
11/20/88	W	6-3	at	Miami
12/10/89	L	10-31	at	Miami
11/10/91	L	20-30	at	Miami
11/27/94	W	12-10	at	Indianapolis
12/01/96	W	45-7	at	San Diego
09/13/98	W	29-6		Indianapolis
09/26/99	W	16-14		N.Y. Giants
12/05/99	W	13-6		Dallas
11/18/01	L	17-24		St. Louis
11/17/02	L	20-27	at	Oakland
12/22/02	L	17-30		N.Y. Jets
11/16/03	W	12-0		Dallas
11/14/04	W	29-6		Buffalo
10/30/05	W	21-16		Buffalo

TNT (2-3)

Date	W/L	Score		Opponent
10/04/92	L	21-30	at	N.Y. Jets
09/26/93	L	7-45	at	N.Y. Jets
10/08/95	L	3-37		Denver
10/27/96	W	28-25		Buffalo
09/14/97	W ot	27-24		N.Y. Jets

ABC (1-0)

Date	W/L	Score		Opponent
09/24/78	W	21-14	at	Oakland

THURSDAY NIGHT (12-4)

NBC (2-1)

Date	W/L	Score		Opponent
11/22/12	W	49-19	at	N.Y. Jets
09/10/15	W	28-21		Pittsburgh
09/07/17	L	27-42		Kansas City

ABC (3-1)

Date	W/L	Score		Opponent
11/29/79	L	24-39	at	Miami
09/11/86	W	20-6	at	N.Y. Jets
09/09/04	W	27-24		Indianapolis
09/08/05	W	30-20		Oakland

NFL NETWORK/CBS (5-1)

Date	W/L	Score		Opponent
11/13/08	L ot	31-34		N.Y. Jets
09/12/13	W	13-10		N.Y. Jets
10/16/14	W	27-25		N.Y. Jets
10/29/15	W	36-7		Miami
09/22/16	W	27-0		Houston
10/05/17	W	19-14	at	Tampa Bay

NFL NETWORK/FOX (2-0)

Date	W/L	Score		Opponent
10/04/18	W	38-24		Indianapolis
10/10/19	W	35-14		N.Y. Giants

TNT (0-1)

Date	W/L	Score		Opponent
10/18/90	L	10-17	at	Miami

SATURDAY NIGHT (2-1)

ESPN (1-1)

Date	W/L	Score		Opponent
12/23/95	L	7-10	at	Indianapolis
12/20/03	W	21-16	at	N.Y. Jets

NFL NETWORK (2-0)

Date	W/L	Score		Opponent
12/29/07	W	38-35	at	N.Y. Giants

PRIME-TIME PLAYOFF GAMES (8-2)

All 10 games played on Saturdays

CBS (7-2)

Date	W/L	Score		Opponent
01/19/02	W ot	16-13		Oakland
01/10/04	W	17-14		Tennessee
01/14/06	L	13-27	at	Denver
01/12/08	W	31-20		Jacksonville
01/14/12	W	45-10		Denver
01/11/14	W	43-22		Indianapolis
01/14/17	W	34-16		Houston
01/13/18	W	35-14		Tennessee
01/04/20	L	13-20		Tennessee

ABC (1-0)

Date	W/L	Score		Opponent
01/07/06	W	28-3		Jacksonville

SERIES RESULTS

(Includes playoff games)

ARIZONA CARDINALS

Patriots 7, Cardinals 7

11/08/70	L	0-31		A
11/02/75	L	17-24		A
09/10/78	W	16-6		A
11/29/81	L	20-27		H
12/02/84	L	10-33		H
11/25/90	L	14-34		A
09/29/91	L	10-24		A
10/10/93	W	23-21		A
09/15/96	W	31-0		H
10/31/99	W	27-3		A
09/19/04	W	23-12		A
12/21/08	W	47-7		H
09/16/12	L	18-20		H
09/11/16	W	23-21		A

Note: Franchise located in St. Louis from 1960-87, Named Phoenix Cardinals from 1988-94

ATLANTA FALCONS

Patriots 9, Falcons 6

09/24/72	W	21-20		H
12/04/77	W	16-10		A
09/14/80	L	21-37		H
10/30/83	L	13-24		A
11/02/86	W	25-17		H
10/15/89	L	15-16		A
11/29/92	L	0-34		A
10/01/95	L	17-30		A
11/08/98	L	10-41		H
11/04/01	W	24-10		A
10/09/05	W	31-28		A
09/27/09	W	26-10		H
09/29/13	W	30-23		A
02/05/17*	W	34-28	OT	N
10/22/17	W	23-7		H

* = Super Bowl LI

BALTIMORE RAVENS

Patriots 10, Ravens 4

10/06/96	W	46-38		A
01/02/00	W	20-3		H
11/28/04	W	24-3		H
12/03/07	W	27-24		A
10/04/09	W	27-21		H
01/10/10*	L	14-33		H
10/17/10	W	23-20	OT	H
01/22/12*	W	23-20		H
09/23/12	L	30-31		A
01/20/13*	L	13-28		H
12/22/13	W	41-7		A
01/10/15*	W	35-31		H
12/12/16	W	30-23		H
11/03/19	L	20-37		A

* = Playoffs

BUFFALO BILLS

Patriots 76, Bills 43 (1 Tie)

09/23/60	L	0-13		H
12/04/60	L	14-38		A
09/23/61	W	23-21		A
10/22/61	W	52-21		H
11/03/62	T	28-28		A
11/23/62	W	21-10		H
10/26/63	L	21-28		A
12/01/63	W	17-7		H
12/28/63*	W	26-8		A
11/15/64	W	36-28		A
12/20/64	L	14-24		H
09/11/65	L	7-24		A
11/07/65	L	7-23		H
10/08/66	W	20-10		A
12/04/66	W	14-3		H
09/24/67	W	23-0		A
12/09/67	L	16-44		H
09/08/68	W	16-7		A
10/20/68	W	23-6		H
10/11/69	L	16-23		A
11/23/69	W	35-21		H
11/01/70	L	10-45		H
11/29/70	W	14-10		A
11/14/71	W	38-33		H
11/28/71	L	20-27		A
10/08/72	L	14-38		A
11/19/72	L	24-27		H
09/16/73	L	13-31		H
12/09/73	L	13-37		A
10/20/74	L	28-30		A
11/03/74	L	28-29		H
11/23/75	L	31-45		A
12/14/75	L	14-34		H
10/24/76	W	26-22		A
11/07/76	W	20-10		H
11/06/77	L	14-24		H
11/20/77	W	20-7		A
11/05/78	W	14-10		A
12/10/78	W	26-24		H
11/04/79	W	26-6		A
11/25/79	L	13-16	OT	H
10/26/80	L	13-31		A
12/14/80	W	24-2		H
11/22/81	L	17-20		A
12/13/81	L	10-19		H
01/02/83	W	30-19		H
10/23/83	W	31-0		A
11/06/83	W	21-7		H
09/02/84	W	21-17		A
11/11/84	W	38-10		H
09/22/85	W	17-14		A
10/13/85	W	14-3		H
10/26/86	W	23-3		A
11/23/86	W	22-19		H
10/11/87	W	14-7		H
12/20/87	W	13-7		A
09/18/88	L	14-16		H
10/23/88	L	20-23		A
10/01/89	L	10-31		A
11/19/89	W	33-24		H
10/28/90	L	10-27		H
11/18/90	L	0-14		A
11/03/91	L	17-22		A
11/24/91	W	16-13		H
09/27/92	L	7-41		H
11/01/92	L	7-16		A
09/05/93	L	14-38		A
11/07/93	L	10-13	OT	H
09/11/94	L	35-38		H
12/18/94	W	41-17		A
10/23/95	W	27-14		H
11/26/95	W	35-25		A
09/08/96	L	10-17		A
10/27/96	W	28-25		H
10/12/97	W	33-6		H
11/09/97	W	31-10		A
11/15/98	L	10-13		A
11/29/98	W	25-21		H
11/28/99	L	7-17		A
12/26/99	L	10-13	OT	H
11/05/00	L	13-16	OT	H
12/17/00	W	13-10	OT	A
11/11/01	W	21-11		H
12/16/01	W	12-9	OT	A
11/03/02	W	38-7		A
12/08/02	W	27-17		H
09/07/03	L	0-31		A
12/27/03	W	31-0		H
10/03/04	W	31-17		A
11/14/04	W	29-6		H
10/30/05	W	21-16		H
12/11/05	W	35-7		A
09/10/06	W	19-17		H
10/22/06	W	28-6		A
09/23/07	W	38-7		H
11/18/07	W	56-10		A
11/09/08	W	20-10		H
12/28/08	W	13-0		A
09/14/09	W	25-24		H
12/20/09	W	17-10		A
09/26/10	W	38-30		H
12/26/10	W	34-3		A
09/25/11	L	31-34		A
01/01/12	W	49-21		H
09/30/12	W	52-28		A
11/11/12	W	37-31		H
09/08/13	W	23-21		A
12/29/13	W	34-20		H
10/12/14	W	37-22		A
12/28/14	L	9-17		H
09/20/15	W	40-32		A
11/23/15	W	20-13		H
10/02/16	L	0-16		H
10/30/16	W	41-25		A
12/03/17	W	23-3		A
12/24/17	W	37-16		H
10/29/18	W	25-6		A
12/23/18	W	24-12		H
09/29/19	W	16-10		A
12/21/19	W	24-17		H

* = Playoffs

SERIES RESULTS

CAROLINA PANTHERS

Panthers 4, Patriots 3

10/29/95	L	17-20	OT	H
01/06/02	W	38-6		A
02/01/04*	W	32-29		N
09/18/05	L	17-27		A
12/13/09	W	20-10		H
11/18/13	L	20-24		A
10/01/17	L	30-33		H

* = Super Bowl XXXVIII

CHICAGO BEARS

Patriots 10, Bears 4

10/21/73	W	13-10		A
10/14/79	W	27-7		A
12/05/82	L	13-26		A
09/15/85	L	7-20		A
01/26/86*	L	10-46		N
10/30/88	W	30-7		H
12/24/94	W	13-3		A
09/21/97	W	31-3		H
12/10/00	L	17-24		A
11/10/02	W	33-30		A
11/26/06	W	17-13		H
12/12/10	W	36-7		A
10/26/14	W	51-23		H
10/21/18	W	38-31		A

Note: The game on Nov. 10, 2002 was played in Champaign, Ill.
* = Super Bowl XX

CINCINNATI BENGALS

Patriots 17, Bengals 9

12/01/68	W	33-14		H
11/16/69	W	25-14		A
12/20/70	L	7-45		A
09/17/72	L	7-31		H
10/12/75	L	10-27		A
10/15/78	W	10-3		A
09/16/79	W	20-14		A
10/14/84	W	20-14		H
12/22/85	W	34-23		H
12/07/86	L	7-31		H
10/16/88	W	27-21		H
09/23/90	L	7-41		A
12/22/91	L	7-29		A
12/20/92	L	10-20		A
12/12/93	W	7-2		H
09/18/94	W	31-28		A
11/19/00	W	16-13		H
09/09/01	L	17-23		A
12/12/04	W	35-28		H
10/01/06	W	38-13		A
10/01/07	W	34-13		A
09/12/10	W	38-24		H
10/06/13	L	6-13		A
10/05/14	W	43-17		H
10/16/16	W	35-17		H
12/15/19	W	34-13		A

CLEVELAND BROWNS

Browns 13, Patriots 12

11/21/71	L	7-27		A
11/10/74	L	14-21		H
09/26/77	L	27-30	OT	A
09/07/80	W	34-17		H
11/21/82	L	7-10		A
11/20/83	L	0-30		H
10/07/84	W	17-16		A
10/06/85	L	20-24		A
10/04/87	L	10-20		H
09/08/91	L	0-20		H
10/25/92	L	17-19		H
12/19/93	W	20-17		A
11/06/94	L	6-13		A
01/01/95*	L	13-20		A
09/03/95	W	17-14		H
10/03/99	W	19-7		A
11/12/00	L	11-19		A
12/09/01	W	27-16		H
10/26/03	W	9-3		H
12/05/04	W	42-15		A
10/07/07	W	34-17		H
11/07/10	L	14-34		A
12/08/13	W	27-26		H
10/09/16	W	33-13		A
10/27/19	W	27-13		H

* = Playoffs

DALLAS COWBOYS

Cowboys 7, Patriots 6

10/24/71	L	21-44		A
11/16/75	L	31-34		H
12/03/78	L	10-17		A
09/21/81	L	21-35		H
11/22/84**	L	17-20		A
11/15/87	L	17-23	OT	H
12/15/96	L	6-12		A
12/05/99	W	13-6		H
11/16/03	W	12-0		H
10/14/07	W	48-27		A
10/16/11	W	20-16		H
10/11/15	W	30-6		A
11/24/19	W	13-9		H

** = Thanksgiving

DENVER BRONCOS

Broncos 30, Patriots 23

09/09/60	L	10-13		H
10/23/60	L	24-31		A
09/16/61	W	45-17		H
12/03/61	W	28-24		A
09/21/62	W	41-16		H
11/11/62	W	33-29		A
09/29/63	L	10-14		A
10/18/63	W	40-21		H
10/04/64	W	39-10		A
11/20/64	W	12-7		H
09/24/65	L	10-27		H
12/12/65	W	28-20		A
09/18/66	W	24-10		A
11/06/66	L	10-17		H
09/03/67	L	21-26		A
09/29/68	W	20-17		A
11/03/68	L	14-35		H
09/14/69	L	7-35		A
12/17/72	L	21-45		A
11/28/76	W	38-14		H
11/11/79	L	10-45		A
09/29/80	W	23-14		H
11/04/84	L	19-26		A
09/28/86	L	20-27		A
01/04/87*	L	17-22		A
12/06/87	L	20-31		A
12/17/88	L	10-21		A
10/27/91	L	6-9		H
12/01/91	L	3-20		A
10/08/95	L	3-37		H
11/17/96	L	8-34		H
10/06/97	L	13-34		A
09/07/98	L	21-27		A
10/24/99	W	24-23		H
10/01/00	W	28-19		A
10/28/01	L	20-31		A
10/27/02	L	16-24		H
11/03/03	W	30-26		A
10/16/05	L	20-28		A
01/14/06*	L	13-27		A
09/24/06	L	7-17		H
10/20/08	W	41-7		H
10/11/09	L	17-20	OT	A
12/18/11	W	41-23		A
01/14/12*	W	45-10		H
10/07/12	W	31-21		H
11/24/13	W	34-31	OT	H
01/19/14*	L	16-26		A
11/02/14	W	43-21		H
11/29/15	L	24-30	OT	A
01/24/16*	L	18-20		A
12/18/16	W	16-3		A
11/12/17	W	41-16		A

* = Playoffs

DETROIT LIONS

Patriots 7, Lions 5

09/26/71	L	7-34		H
10/10/76	L	10-30		A
10/07/79	W	24-17		H
12/08/85	W	23-6		H
09/12/93	L	16-19	OT	H
09/25/94	W	23-17		A
11/23/00	L	9-34		A
11/28/02**	W	20-12		A
12/03/06	W	28-21		H
11/25/10**	W	45-24		A
11/23/14	W	34-9		H
09/23/18	L	10-26		A

** = Thanksgiving

SERIES RESULTS

GREEN BAY PACKERS

Patriots 6, Packers 6

11/18/73	W	33-24		H
10/01/79	L	14-27		A
09/08/85	W	26-20		H
10/09/88	L	3-45		A
10/02/94	W	17-16		H
01/26/97*	L	21-35		N
10/27/97	L	10-28		H
10/13/02	L	10-28		H
11/19/06	W	35-0		A
12/19/10	W	31-27		H
11/30/14	L	21-26		A
11/04/18	W	31-17		H

Note: 1988 game was played in Milwaukee

* = Super Bowl XXXI

HOUSTON TEXANS

Patriots 10, Texans 2

11/23/03	W	23-20	OT	A
12/17/06	W	40-7		H
01/03/10	L	27-34		A
12/10/12	W	42-14		H
01/13/13*	W	41-28		H
12/01/13	W	34-31		A
12/13/15	W	27-6		A
09/22/16	W	27-0		H
01/14/17*	W	34-16		H
09/24/17	W	36-33		H
09/09/18	W	27-20		H
12/01/19	L	22-28		A

* = Playoffs

INDIANAPOLIS COLTS

Patriots 52, Colts 29

10/04/70	L	6-14		H
10/25/70	L	3-27		A
10/03/71	L	3-23		H
12/19/71	W	21-17		A
11/06/72	L	17-24		H
11/26/72	L	0-31		A
10/07/73	W	24-16		H
12/16/73	L	13-18		A
10/06/74	W	42-3		H
11/24/74	W	27-17		A
10/19/75	W	21-10		H
12/21/75	L	21-34		A
09/12/76	L	13-27		H
11/14/76	W	21-14		A
10/23/77	W	17-3		H
12/18/77	L	24-30		A
09/18/78	L	27-34		H
11/26/78	W	35-14		A
10/10/79	L	26-31		A
11/18/79	W	50-21		H
10/19/80	W	37-21		A
11/23/80	W	47-21		H
09/06/81	L	28-29		H
12/20/81	L	21-23		A
09/12/82	W	24-13		A
09/04/83	L	23-29	OT	H
10/09/83	L	7-12		A
11/18/84	W	50-17		A
12/16/84	W	16-10		H
11/10/85	W	34-15		H
12/01/85	W	38-31		A
09/07/86	W	33-3		H
11/09/86	W	30-21		A
10/25/87	L	16-30		A
11/22/87	W	24-0		H
10/02/88	W	21-17		H
10/29/89	W	23-20	OT	A
11/27/88	L	21-24		A
12/03/89	W	22-16		H
09/16/90	W	16-14		A
11/11/90	L	10-13		H
09/01/91	W	16-7		A
12/08/91	W	23-17	OT	H
11/15/92	W	37-34	OT	A
12/06/92	L	0-6		H
10/31/93	L	6-9		A
12/26/93	W	38-0		H
11/27/94	W	12-10		A
12/11/94	W	28-13		H
11/19/95	L	10-24		H
12/23/95	L	7-10		A
10/20/96	W	27-9		A
11/24/96	W	27-13		H
09/07/97	W	31-6		A
11/30/97	W	20-17		H
09/13/98	W	29-6		H
11/01/98	W	21-16		A
09/19/99	W	31-28		H
12/12/99	L	15-20		A
10/08/00	W	24-16		H
10/22/00	L	23-30		A
09/30/01	W	44-13		H
10/21/01	W	38-17		A
11/30/03	W	38-34		A
01/18/04*	W	24-14		H
09/09/04	W	27-24		H
01/16/05*	W	20-3		H
11/07/05	L	21-40		H
11/05/06	L	20-27		H
01/21/07*	L	34-38		A
11/04/07	W	24-20		A
11/02/08	L	15-18		A
11/15/09	L	34-35		A
11/21/10	W	31-28		H
12/04/11	W	31-24		H
11/18/12	W	59-24		H
01/11/14*	W	43-22		H
11/16/14	W	42-20		A
01/18/15*	W	45-7		H
10/18/15	W	34-27		A
10/04/18	W	38-24		H

Note: Franchise located in Baltimore from 1947-83

* = Playoffs

JACKSONVILLE JAGUARS

Patriots 11, Jaguars 2

09/22/96	W	28-25	OT	H
01/12/97*	W	20-6		H
12/07/97	W	26-20		A
01/03/99*	L	10-25		A
12/14/03	W	27-13		H
01/07/06*	W	28-3		H
12/24/06	W	24-21		A
01/12/08*	W	31-20		H
12/27/09	W	35-7		H
12/23/12	W	23-16		A
09/27/15	W	51-17		H
01/21/18*	W	24-20		H
09/16/18	L	20-31		A

* = Playoffs

KANSAS CITY CHIEFS

Chiefs 19, Patriots 16 (3 Ties)

11/18/60	W	42-14		H
12/11/60	L	0-34		A
10/29/61	W	18-17		A
11/03/61	W	28-21		H
09/08/62	L	28-42		A
10/12/62	L	7-27		H
11/17/63	T	24-24		H
12/14/63	L	3-35		A
10/23/64	W	24-7		H
12/06/64	W	31-24		A
10/03/65	L	17-27		A
11/21/65	T	10-10		H
09/25/66	L	24-43		H
11/20/66	T	27-27		A
11/12/67	L	10-33		H
11/17/68	L	17-31		A
09/21/69	L	0-31		H
10/11/70	L	10-23		A
09/23/73	L	7-10		H
09/18/77	W	21-17		H
10/04/81	W	33-17		H
12/02/90	L	7-37		H
12/13/92	L	20-27		A
10/15/95	L	26-31		A
10/11/98	W	40-10		H
10/10/99	L	14-16		A
12/04/00	W	30-24		H
09/22/02	W	41-38	OT	H
11/22/04	W	27-19		A
11/27/05	L	16-26		A
09/07/08	W	17-10		H
11/21/11	W	34-3		H
09/29/14	L	14-41		A
01/16/16*	W	27-20		H
09/07/17	L	27-42		H
10/14/18	W	43-40		H
01/20/19*	W	37-31	OT	A
12/08/19	L	16-23		H

Note: Franchise located in Dallas (as Dallas Texans) from 1960-62

* = Playoffs

SERIES RESULTS

LAS VEGAS RAIDERS

Patriots 19, Raiders 15 (1 Tie)

10/16/60	L	14-27		A
11/04/60	W	34-28		H
11/17/61	W	20-17		H
12/09/61	W	35-21		A
10/26/62	W	26-16		H
12/16/62	L	0-20		A
09/22/63	W	20-14		A
10/11/63	W	20-14		H
09/13/64	W	17-14		A
10/16/64	T	43-43		H
10/08/65	L	10-24		H
10/24/65	L	21-30		A
10/30/66	W	24-21		H
09/17/67	L	7-35		A
10/22/67	L	14-48		H
10/06/68	L	10-41		A
09/28/69	L	23-38		H
09/19/71	W	20-6		H
12/01/74	L	26-41		A
10/03/76	W	48-17		H
12/18/76*	L	21-24		A
09/24/78	W	21-14		A
11/01/81	L	17-27		A
09/29/85	L	20-35		H
01/05/86*	W	27-20		A
11/01/87	W	26-23		H
11/26/89	L	21-24		A
10/09/94	L	17-21		H
01/19/02*	W	16-13	OT	H
11/17/02	L	20-27		A
09/08/05	W	30-20		H
12/14/08	W	49-26		A
10/02/11	W	31-19		A
09/21/14	W	16-9		H
11/19/17**	W	33-8		A

Notes: Franchise located in Oakland from 1960-81 and 1995-2019. Located in Los Angeles from 1982-94. The games on Oct. 16, 1960, and Dec. 9, 1961, were played in San Francisco. The game on Nov. 19, 2017 was played in Estadio Azteca in Mexico City

* = Playoffs

** Played in Mexico City

LOS ANGELES CHARGERS

Patriots 25, Chargers 15 (2 Ties)

10/08/60	W	35-0		A
10/28/60	L	16-45		H
10/07/61	L	27-38		H
12/17/61	W	41-0		A
10/19/62	W	24-20		H
12/09/62	W	20-14		A
09/14/63	L	13-17		A
11/10/63	L	6-7		H
01/05/64*	L	10-51		A
09/20/64	W	33-28		A
10/09/64	L	17-26		H
10/17/65	T	13-13		H
10/31/65	W	22-6		A
09/10/66	L	0-24		A
10/23/66	W	35-17		H
09/09/67	L	14-28		A
10/08/67	T	31-31		A
11/10/68	L	17-27		H
10/19/69	L	10-13		H
12/07/69	L	18-28		A
11/15/70	L	14-16		H
12/02/73	W	30-14		H
11/09/75	W	33-19		A
10/16/77	W	24-20		A
10/01/78	W	28-23		H
09/23/79	W	27-21		H
10/16/83	W	37-21		H
11/20/94	W	23-17		H
12/01/96	W	45-7		A
08/31/97	W	41-7		H
10/14/01	W	29-26	OT	H
09/29/02	L	14-21		A
10/02/05	L	17-41		H
01/14/07*	W	24-21		A
09/16/07	W	38-14		H
01/20/08*	W	21-12		H
10/12/08	L	10-30		A
10/24/10	W	23-20		A
09/18/11	W	35-21		H
12/07/14	W	23-14		A
10/29/17	W	21-13		H
01/13/19*	W	41-28		H

Note: Franchise located in Los Angeles in 1960. Located in San Diego from 1961-2016

* = Playoffs

LOS ANGELES RAMS

Patriots 9, Rams 5

09/29/74	W	20-14		H
11/16/80	L	14-17		H
12/11/83	W	21-7		A
11/16/86	W	30-28		A
12/24/89	L	20-24		H
09/13/92	L	0-14		A
12/13/98	L	18-32		A
11/18/01	L	17-24		H
02/03/02*	W	20-17		N
11/07/04	W	40-22		A
10/26/08	W	23-16		H
10/28/12^	W	45-7		A
12/04/16	W	26-10		H
02/03/19**	W	13-3		N

Note: Franchise located in Los Angeles from 1946-94. Located in St. Louis from 1995-2015.

* = Super Bowl XXXVI

**= Super Bowl LIII

^ = played in London

MIAMI DOLPHINS

Dolphins 56, Patriots 53

11/27/66	W	20-14		A
10/15/67	W	41-10		H
12/17/67	L	32-41		A
11/24/68	L	10-34		H
12/08/68	L	7-38		A
11/09/69	L	16-17		H
11/30/69	W	38-23		A
09/20/70	W	27-14		H
12/06/70	L	20-37		A
10/17/71	L	3-41		A
12/05/71	W	34-13		H
11/12/72	L	0-52		A
12/03/72	L	21-37		H
09/30/73	L	23-44		A
10/28/73	L	14-30		H
09/15/74	W	34-24		H
12/15/74	L	27-34		A
09/28/75	L	14-22		H
12/01/75	L	7-20		A
09/19/76	W	30-14		H
10/31/76	L	3-10		A
11/13/77	L	5-17		A
12/11/77	W	14-10		H
10/22/78	W	33-24		H
12/18/78	L	3-23		A
10/21/79	W	28-13		H
11/29/79	L	24-39		A
10/12/80	W	34-0		H
12/08/80	L	13-16	OT	A
11/08/81	L	27-30	OT	H
12/06/81	L	14-24		A
12/12/82	W	3-0		H
01/08/83*	L	13-28		A
09/11/83	L	24-34		A
11/13/83	W	17-6		H
09/09/84	L	7-28		A
10/21/84	L	24-44		H
11/03/85	W	17-13		H
12/16/85	L	27-30		A
01/12/86*	W	31-14		A
10/05/86	W	34-7		H
12/22/86	W	34-27		A
09/13/87	W	28-21		H
12/28/87	W	24-10		A
11/06/88	W	21-10		H
11/20/88	W	6-3		A
09/17/89	L	10-24		H
12/10/89	L	10-31		A
09/09/90	L	24-27		H
10/18/90	L	10-17		A
10/06/91	L	10-20		H
11/10/91	L	20-30		A
10/18/92	L	17-38		A
12/27/92	L	13-16	OT	H
11/21/93	L	13-17		A
01/02/94	W	33-27	OT	H
09/04/94	L	35-39		A
10/30/94	L	3-23		H
09/10/95	L	3-20		H
11/12/95	W	34-17		A

SERIES RESULTS

09/01/96	L	10-24		A
11/03/96	W	42-23		H
11/23/97	W	27-24		H
12/22/97	W	14-12		A
12/28/97*	W	17-3		H
10/25/98	L	9-12	OT	A
11/23/98	W	26-23		H
10/17/99	L	30-31		H
11/21/99	L	17-27		A
09/24/00	L	3-10		A
12/24/00	L	24-27		H
10/07/01	L	10-30		A
12/22/01	W	20-13		H
10/06/02	L	13-26		A
12/29/02	W	27-24	OT	H
10/19/03	W	19-13	OT	A
12/07/03	W	12-0		H
10/10/04	W	24-10		H
12/20/04	L	28-29		A
11/13/05	W	23-16		A
01/01/06	L	26-28		H
10/08/06	W	20-10		H
12/10/06	L	0-21		A
10/21/07	W	49-28		A
12/23/07	W	28-7		H
09/21/08	L	13-38		H
11/23/08	W	48-28		A
11/08/09	W	27-17		H
12/06/09	L	21-22		A
10/04/10	W	41-14		A
01/02/11	W	38-7		H
09/12/11	W	38-24		A
12/24/11	W	27-24		H
12/02/12	W	23-16		A
12/30/12	W	28-0		H
10/27/13	W	27-17		H
12/15/13	L	20-24		A
09/07/14	L	20-33		A
12/14/14	W	41-13		H
10/29/15	W	36-7		H
01/03/16	L	10-20		A
09/18/16	W	31-24		H
01/01/17	W	35-14		A
11/26/17	W	35-17		H
12/11/17	L	20-27		A
09/30/18	W	38-7		H
12/09/18	L	33-34		A
09/15/19	W	43-0		A
12/29/19	L	24-27		H

Notes: Game on 11/30/69 played in Tampa, Fla.
* = Playoffs

MINNESOTA VIKINGS

Patriots 9, Vikings 4

12/13/70	L	14-35		H
10/27/74	W	17-14		A
12/16/79	W	27-23		H
09/11/88	L	6-36		A
10/20/91	W	26-23	OT	H
11/13/94	W	26-20	OT	H
11/02/97	L	18-23		A
09/17/00	L	13-21		H
11/24/02	W	24-17		H
10/30/06	W	31-7		A
10/31/10	W	28-18		H
09/14/14	W	30-7		A
12/02/18	W	24-10		H

NEW ORLEANS SAINTS

Patriots 10, Saints 4

12/10/72	W	17-10		A
12/05/76	W	27-6		H
12/21/80	W	38-27		A
12/04/83	W	7-0		H
11/30/86	W	21-20		A
11/12/89	L	24-28		H
11/08/92	L	14-31		H
12/03/95	L	17-31		H
10/04/98	W	30-27		A
11/25/01	W	34-17		H
11/20/05	W	24-17		H
11/30/09	L	17-38		A
10/13/13	W	30-27		H
09/17/17	W	36-20		A

NEW YORK GIANTS

Patriots 7, Giants 6

10/18/70	L	0-16		H
09/22/74	W	28-20		A
11/08/87	L	10-17		A
12/30/90	L	10-13		H
12/21/96	W	23-22		A
09/26/99	W	16-14		H
10/12/03	W	17-6		H
12/29/07	W	38-35		A
02/03/08*	L	14-17		N
11/06/11	L	20-24		H
02/05/12**	L	17-21		N
11/15/15	W	27-26		A
10/10/19	W	35-14		H

* = Super Bowl XLII
** = Super Bowl XLVI

NEW YORK JETS

Patriots 67, Jets 54 (1 Tie)

09/16/60	W	28-24		A
11/11/60	W	38-21		H
09/09/61	L	20-21		H
10/01/61	L	30-37		A
10/06/62	W	43-14		A
11/30/62	W	24-17		H
09/08/63	W	38-14		H
10/05/63	L	24-31		A
09/27/64	W	26-10		H
10/31/64	L	14-35		A
11/14/65	L	20-30		H
11/28/65	W	27-23		A
10/02/66	T	24-24		H
12/17/66	L	28-38		A
10/29/67	L	23-30		A
11/19/67	L	24-29		H
09/22/68	L	31-47		H
10/27/68	L	14-48		A
10/05/69	L	14-23		H
10/26/69	L	17-23		A
09/27/70	L	21-31		H
11/22/70	L	3-17		A
10/10/71	W	20-0		H
12/12/71	L	6-13		A
10/15/72	L	13-41		H
10/29/72	L	10-34		A
10/14/73	L	7-9		H
11/11/73	L	13-33		A
10/13/74	W	24-0		A
11/17/74	L	16-21		H
10/05/75	L	7-36		A
12/07/75	L	28-30		H
10/18/76	W	41-7		H
11/21/76	W	38-24		A
10/02/77	L	27-30		A
10/30/77	W	24-13		H
10/29/78	W	55-21		H
11/19/78	W	19-17		A
09/09/79	W	56-3		H
12/09/79	L	26-27		A
10/05/80	W	21-11		A
11/02/80	W	34-21		H
10/11/81	L	24-28		A
11/15/81	L	6-17		H
09/19/82	L	7-31		H
09/18/83	W	23-13		H
11/27/83	L	3-26		A
09/30/84	W	28-21		A
10/28/84	W	30-20		H
10/20/85	W	20-13		H
11/24/85	L	13-16	OT	A
12/28/85*	W	26-14		A
09/11/86	W	20-6		A
10/12/86	L	24-31		H
09/21/87	L	24-43		A
12/13/87	W	42-20		H
09/04/88	W	28-3		H
11/13/88	W	14-13		A
09/10/89	W	27-24		A
11/05/89	L	26-27		H
09/30/90	L	13-37		H
12/23/90	L	7-42		A
11/17/91	L	21-28		H
12/15/91	W	6-3		A
10/04/92	L	21-30		A
11/22/92	W	24-3		H
09/26/93	L	7-45		A
11/28/93	L	0-6		H
10/16/94	L	17-24		A
12/04/94	W	24-13		H
11/05/95	W	20-7		A
12/10/95	W	31-28		H
11/10/96	W	31-27		A
12/08/96	W	34-10		H
09/14/97	W	27-24	OT	H
10/19/97	L	19-24		A
10/19/98	L	14-24		H
12/27/98	L	10-31		A
09/12/99	W	30-28		A
11/15/99	L	17-24		H
09/11/00	L	19-20		A

SERIES RESULTS

10/15/00	L	17-34		H
09/23/01	L	3-10		H
12/02/01	W	17-16		A
09/15/02	W	44-7		A
12/22/02	L	17-30		H
09/21/03	W	23-16		H
12/20/03	W	21-16		A
10/24/04	W	13-7		H
12/26/04	W	23-7		A
12/04/05	W	16-3		H
12/26/05	W	31-21		A
09/17/06	W	24-17		A
11/12/06	L	14-17		H
01/07/07*	W	37-16		H
09/09/07	W	38-14		A
12/16/07	W	20-10		H
09/14/08	W	19-10		A
11/13/08	L	31-34	OT	H
09/20/09	L	9-16		A
11/22/09	W	31-14		H
09/19/10	L	14-28		A
12/06/10	W	45-3		H
01/16/11*	L	21-28		H
10/09/11	W	30-21		H
11/13/11	W	37-16		A
10/21/12	W	29-26	OT	H
11/22/12**	W	49-19		A
09/12/13	W	13-10		H
10/20/13	L	27-30	OT	A
10/16/14	W	27-25		H
12/21/14	W	17-16		A
10/25/15	W	30-23		H
12/27/15	L	20-26	OT	A
11/27/16	W	22-17		A
12/24/16	W	41-3		H
10/15/17	W	24-17		A
12/31/17	W	26-6		H
11/25/18	W	27-13		A
12/30/18	W	38-3		H
09/22/19	W	30-14		H
10/21/19	W	33-0		A

Notes: Franchise known as N.Y. Titans from 1960-62. Games on 9/8/63 & 9/27/64 at B.C. Alumni Stadium; 9/22/68 at Legion Field in Birmingham, Ala.
* = Playoffs
** = Thanksgiving

PHILADELPHIA EAGLES

Eagles 8, Patriots 7

11/04/73	L	23-24		A
11/27/77	W	14-6		H
10/08/78	W	24-14		H
09/13/81	L	3-13		A
12/09/84	L	17-27		A
11/29/87	L	31-34	OT	H
11/04/90	L	20-48		A
12/19/99	L	9-24		A
09/14/03	W	31-10		A
02/06/05*	W	24-21		N
11/25/07	W	31-28		H
11/27/11	W	38-20		A
12/06/15	L	28-35		H
02/04/18**	L	33-41		N
11/17/19	W	17-10		A

*=Super Bowl XXXIX
**=Super Bowl LII

PITTSBURGH STEELERS

Patriots 17, Steelers 16

10/22/72	L	3-33		A
12/08/74	L	17-21		H
09/26/76	W	30-27		A
09/03/79	L	13-16	OT	H
09/27/81	L	21-27	OT	A
12/26/82	L	14-37		A
09/25/83	W	28-23		A
10/19/86	W	34-0		A
12/17/89	L	10-28		A
12/09/90	L	3-24		A
09/15/91	L	6-20		A
12/05/93	L	14-17		A
12/16/95	L	27-41		A
01/05/97*	W	28-3		H
12/13/97	L	21-24	OT	H
01/03/98*	L	6-7		A
12/06/98	W	23-9		A
01/27/02*	W	24-17		A
09/09/02	W	30-14		H
10/31/04	L	20-34		A
01/23/05*	W	41-27		A
09/25/05	W	23-20		A
12/09/07	W	34-13		H
11/30/08	L	10-33		H
11/14/10	W	39-26		A
10/30/11	L	17-25		A
11/03/13	W	55-31		H
09/10/15	W	28-21		H
10/23/16	W	27-16		A
01/22/17*	W	36-17		H
12/17/17	W	27-24		A
12/16/18	L	10-17		A
09/08/19	W	33-3		H

* = Playoffs

SAN FRANCISCO 49ERS

49ers 8, Patriots 5

10/31/71	L	10-27		A
10/26/75	W	24-16		H
11/30/80	L	17-21		A
10/02/83	L	13-33		H
12/14/86	L	24-29		H
10/22/89	L	20-37		A
10/11/92	L	12-24		H
09/17/95	L	3-28		A
12/20/98	W	24-21		H
01/02/05	W	21-7		H
10/05/08	W	30-21		A
12/16/12	L	34-41		H
11/20/16	W	30-17		A

Note: Game on Oct. 22, 1989 was played in Palo Alto, Calif.

SEATTLE SEAHAWKS

Patriots 9, Seahawks 9

10/09/77	W	31-0		H
09/21/80	W	37-31		A
12/19/82	W	16-0		A
12/18/83	L	6-24		A
09/16/84	W	38-23		H
11/17/85	W	20-13		A
09/21/86	L	31-38		H
12/04/88	W	13-7		H
09/24/89	L	3-24		H
10/07/90	L	20-33		H
09/20/92	L	6-10		H
09/19/93	L	14-17		H
10/24/93	L	9-10		A
10/17/04	W	30-20		H
12/07/08	W	24-21		A
10/14/12	L	23-24		A
02/01/15*	W	28-24		N
11/13/16	L	24-31		H

* = Super Bowl XLIX

TAMPA BAY BUCCANEERS

Patriots 7, Buccaneers 2

12/12/76	W	31-14		A
10/27/85	W	32-14		A
12/11/88	W	10-7	OT	H
11/16/97	L	7-27		A
09/03/00	L	16-21		H
12/17/05	W	28-0		H
10/25/09*	W	35-7		A
09/22/13	W	23-3		H
10/05/17	W	19-14		A

*= played in London

TENNESSEE TITANS

Patriots 25, Titans 18 (1 Tie)

11/25/60	L	10-24		H
12/18/60	L	21-37		A
10/13/61	T	31-31		H
11/12/61	L	15-27		A
09/16/62	W	34-21		H
11/18/62	L	17-21		A
11/01/63	W	45-3		H
12/08/63	W	46-28		A
11/06/64	W	25-24		H
11/29/64	W	34-17		A
09/19/65	L	10-31		A
12/18/65	W	42-14		H
11/13/66	W	27-21		H
12/11/66	W	38-14		A
11/05/67	W	18-7		H
11/26/67	L	6-27		A
10/13/68	L	0-16		H
12/15/68	L	17-45		A
11/02/69	W	24-0		H
12/14/69	L	23-27		A
11/07/71	W	28-20		H
11/25/73	W	32-0		A

SERIES RESULTS

09/21/75	L	0-7	H
11/12/78	L	23-26	H
12/31/78*	L	14-31	H
11/10/80	L	34-38	A
10/18/81	W	38-10	H
11/28/82	W	29-21	H
10/18/87	W	21-7	A
09/25/88	L	6-31	A
10/08/89	W	23-13	H
09/22/91	W	24-20	H
10/17/93	L	14-28	H
09/20/98	W	27-16	H
12/16/02	L	7-24	A
10/05/03	W	38-30	H
01/10/04*	W	17-14	H
12/31/06	W	40-23	A
10/18/09	W	59-0	H
09/09/12	W	34-13	A
12/20/15	W	33-16	H
01/13/18*	W	35-14	H
11/11/18	L	10-34	A
01/04/20*	L	13-20	H

Notes: Franchise located in Houston from 1960-96. Named Tennessee Oilers from 1997-98.

* = Playoffs

WASHINGTON

Washington 6, Patriots 5

10/01/72	W	24-23	H
09/03/78	L	14-16	H
10/25/81	L	22-24	A
09/23/84	L	10-26	H
12/15/90	L	10-25	H
10/13/96	L	22-27	H
09/28/03	L	17-20	A
10/28/07	W	52-7	H
12/11/11	W	34-27	A
11/08/15	W	27-10	H
10/06/19	W	33-7	A

Note: Named Washington Redskins from 1933-2019.

PATRIOTS OVERTIME GAMES

The Patriots are 22-23 all-time in regular-season and postseason overtime games during their 60-year history. New England set an NFL record with an eight-game overtime winning streak (including playoffs) from 2000-03. The Patriots are 16-18 when the game is decided by a field goal and 6-5 when a touchdown is the deciding factor. Below is a brief description of each overtime game.

REGULAR SEASON (19-23)

09/26/77 ..... at Cleveland 30, Patriots 27 L
John Smith sent the game into overtime with a 28-yard field goal with no time remaining in regulation. Cleveland's Don Cockroft capped a 10-play, 53-yard drive with a 35-yard game-winning field goal after 4:45 of overtime.

09/03/79 ..... Pittsburgh 16, at Patriots 13 L
Pittsburgh's Matt Bahr drilled a 41-yard field goal to give the Steelers the victory at the 5:10 mark in overtime. The clutch field goal came on Bahr's first professional career attempt.

11/25/79 ..... Buffalo 16, at Patriots 13 L
Buffalo's Nick Mike-Mayer kicked a 29-yard field goal 4:45 into overtime to give the Bills the victory.

12/08/80 ..... at Miami 16, Patriots 13 L
Uwe von Schamann kicked his third field goal of the day, a 23-yard game-winner, which gave Miami the three-point victory, 3:20 into overtime.

09/27/81..... at Pittsburgh 27, Patriots 21 L
The Patriots scored two touchdowns in the fourth quarter to recover from a 21-7 deficit. Unfortunately, Terry Bradshaw hit Lynn Swann with a 24-yard touchdown pass 3:19 into overtime to thwart the Patriots hopes for victory.

11/08/81..... Miami 30, at Patriots 27 L
Patriot John Smith nailed a 34-yard field goal with 10 seconds remaining in regulation that sent the game into overtime. The Dolphins Uwe von Schamann kicked a 30-yard field goal 7:09 into the extra quarter that gave Miami the victory.

09/04/83 ..... Balt. Colts 29, at Patriots 23..... L
The Colts Raul Allegre kicked a 33-yard field goal as time expired in the fourth quarter to send the game into overtime. On the first play of overtime, Baltimore's LB Johnnie Cooks picked up a Tony Collins fumble and rumbled 52 yards for the game-winning score.

11/24/85 ..... at N.Y. Jets 16, Patriots 13 L
New England's Tony Franklin sent the game into overtime with a 28-yard field goal with 16 seconds remaining in regulation. In the extra session, the Jets Pat Leahy kicked a 32-yard field goal to give the Jets a 16-13 win.

11/15/87..... Dallas 23, at Patriots 17..... L
The Cowboys Roger Ruzek's 20-yard field goal with 28 seconds remaining in regulation tied the game at 17. In overtime, Dallas running back Herschel Walker trotted 60 yards for the game-winning touchdown.

11/29/87 ..... Philadelphia 34, at Patriots 31..... L
The Patriots scored the final 21 points of regulation to send the game into overtime tied at 31. After 12:16 elapsed in overtime, the Eagles Paul McFadden connected from 38 yards, on his second field goal attempt in overtime.

12/11/88..... at Patriots 10, Tampa Bay 7 ..... W
The Patriots were victorious in overtime for the first time in franchise history, snapping their 10-game overtime losing streak. Jason Staurovsky kicked a 27-yard field goal 3:08 into overtime for the win.

10/29/89 ..... Patriots 23, at Indianapolis 20 ..... W
New England's Greg Davis kicked a 51-yard field goal, 9:57 into overtime for the 23-20 victory. The Colts Dean Biasucci sent the game into overtime when he kicked a 39-yard field goal with 51 seconds remaining in regulation.

10/20/91..... at Patriots 26, Minnesota 23 ..... W
With no time remaining in overtime, New England's Jason Staurovsky nailed a 42-yard field goal that gave the Patriots a 26-23 victory. The field goal attempt was Staurovsky's second in overtime.

12/08/91..... at Patriots 23, Indianapolis 17 ..... W
The Patriots scored the game's final 20 points and won their fourth consecutive overtime game. Hugh Millen connected with Ben Coates for a 2-yard touchdown with seven seconds remaining in regulation and then repeated the feat in overtime when he hit Michael Timpson for the 45-yard game-winning touchdown.

11/15/92..... Patriots 37, at Indianapolis 34 ..... W
The Patriots Charlie Baumann scored the final six points, including the game-winning 18-yard field goal, 11:35 into the extra session. The win snapped the Patriots nine-game losing streak during the 1992 season. Baumann's 44-yard field goal with two seconds remaining in regulation sent the game into overtime.

12/27/92..... Miami 16, at Patriots 13 L
The Dolphins were able to clinch the AFC East crown and a bye in the first round of the playoffs after they scored the game's final 13 points to win 16-13. Pete Stoyanovich's 35-yard field goal 6:43 into overtime propelled the Dolphins to victory.

09/12/93 ..... Detroit 19, at Patriots 16..... L
Detroit's Jason Hanson kicked a 38-yard field goal, his fourth of the day, 11:04 into overtime to lift the Lions to victory. Drew Bledsoe threw a 2-yard touchdown pass to Vincent Brisby with two seconds remaining in regulation which sent the game into overtime.

11/07/93 ..... Buffalo 13, at Patriots 10 L
Buffalo's Steve Christie kicked a 27-yard field goal with 14 seconds remaining in regulation to send the contest into overtime. Each team had two opportunities to score in the extra session and Christie kicked the game winning 32-yard field goal on Buffalo's second chance.

PATRIOTS OVERTIME GAMES

01/02/94 ..... at Patriots 33, Miami 27 ..... W
Drew Bledsoe connected with Michael Timpson for the 36-yard game winning touchdown to cap one of the greatest endings in Patriots history. The lead changed four times in the fourth quarter as the two teams combined for 27 points. Miami's Pete Stoyanovich sent the game into overtime with a 24-yard field goal with four seconds remaining in regulation.

11/13/94..... at Patriots 26, Minnesota 20 ..... W
The Patriots completed one of the greatest comebacks in team history, recovering from a 20-0 deficit to defeat the Vikings. New England's Matt Bahr sent the game into overtime when he kicked a 23-yard field goal with 14 seconds remaining. Drew Bledsoe completed a 14-yard touchdown pass to Kevin Turner 4:10 into overtime to give the Patriots the victory.

10/29/95 ..... Carolina 20, at Patriots 17 L
The Patriots scored 14 points in the fourth quarter on two Curtis Martin touchdown runs and tied the score at 17. However, the expansion Panthers were victorious when John Kasay booted a 29-yard field goal with 7:52 remaining in the extra period.

09/22/96..... at Patriots 28, Jacksonville 25 ..... W
The Patriots jumped out to a 22-0 first half lead but the Jaguars clawed their way back. Jaguars quarterback Mark Brunell's touchdown passes of 51, 41 and 61 yards gave them life in the second half and Mike Hollis' 27-yard field goal in the fourth quarter tied the game at 25. However, Patriots rookie kicker Adam Vinatieri converted five of six field goal attempts, including a 40-yarder in overtime to give the Patriots the victory.

09/14/97..... at Patriots 27, N.Y. Jets 24 ..... W
The Patriots won their third consecutive game to open the 1997 season, 27-24, in dramatic fashion when placekicker Adam Vinatieri kicked a 34-yard field goal 6:57 into overtime. The Jets had a chance to win the game at the end of regulation, but defensive end Mike Jones blocked a 29-yard field goal attempt by John Hall with 16 seconds remaining in the game.

12/13/97 ..... Pittsburgh 24, at Patriots 21..... L
The Steelers sent the game into overtime on a touchdown pass from Kordell Stewart to Mark Bruener and a two-point conversion. They capitalized on a Drew Bledsoe interception with just over two minutes remaining in the game. In the overtime period, the Steelers won the toss and took their only possession 61 yards downfield to set up the game-winning Norm Johnson field goal.

10/25/98 ..... at Miami 12, Patriots 9 L
The Dolphins scored the game's final six points, including Olindo Mare's game-winning 43-yard kick. New England's Adam Vinatieri accounted for all of the Patriots nine points, connecting on three of four field goal attempts.

12/26/99 ..... Buffalo 13, at Patriots 10 L
The Patriots missed two field goals, one at the end of regulation and one in overtime, and lost to Buffalo. The Bills scored a touchdown to tie the game at 10 with 4:34 remaining and Steve Christie kicked a 23-yard field goal with 1:51 remaining in overtime for the victory.

11/05/00..... Buffalo 16, at Patriots 13 L
Buffalo's Steve Christie booted a 32-yard field goal, the third of his career, in overtime against the Patriots. He also tied the game with a 48-yard kick with four seconds remaining in regulation. The Patriots, playing without Drew Bledsoe, took the lead, 13-10 on a 43-yard field goal by Adam Vinatieri.

12/17/00 ..... Patriots 13, at Buffalo 10 ..... W
Amid a snowstorm in Buffalo, Patriots kicker Adam Vinatieri nailed a 24-yard field goal in overtime for the victory. The game time temperature was 35 degrees, with a wind chill of six, and 40 mile-per-hour winds blew snow across the field making traction difficult for both sides. The Patriots and Bills tied the 1984 and 1985 Denver Broncos and Oakland Raiders for an NFL record as they entered overtime for the third consecutive meeting.

10/14/01..... at Patriots 29, San Diego 26..... W
The Patriots scored 10 points in the final nine minutes of regulation to tie the game at 26. Adam Vinatieri kicked a 23-yard field goal with 3:31 to play and Tom Brady connected with Jermaine Wiggins for a 3-yard touchdown to tie the game with just 36 seconds remaining. In overtime, Vinatieri nailed a 44-yard field goal for the victory.

12/16/01..... Patriots 12, at Buffalo 9..... W
The Patriots and Bills needed overtime to decide the outcome of their game for the fourth time in five meetings. Adam Vinatieri converted all four of his field goal attempts, including the game-winning 23-yard field goal in overtime. Former Bills RB Antowain Smith led the Patriots with 95 yards rushing, including a 38-yard run in overtime to get New England in field goal position.

09/22/02..... at Patriots 41, Kansas City 38..... W
The Patriots and Chiefs scored 42 points in the fourth quarter, including the last 14 by the Chiefs to tie the game at 38 at the end of regulation. The Patriots won the toss and drove 53 yards on nine plays and Adam Vinatieri nailed a 35-yard field goal for the Patriots victory. It was also the first overtime game at Gillette Stadium.

12/29/02 ..... at Patriots 27, Miami 24 ..... W
The Patriots trailed 21-7 with 1:06 remaining in the first half, but outscored the Dolphins 20-3 the rest of the way for their sixth consecutive overtime victory. New England scored the game's final 11 points on a Tom Brady touchdown pass to Troy Brown, the two-point conversion on a Brady to Christian Fauria pass and then Adam Vinatieri boomed a 43-yard field goal with 1:09 remaining in regulation. New England won the toss and drove 43 yards on seven plays and Vinatieri kicked a 35-yard game-winning field goal.

10/19/03..... Patriots 19, at Miami 13 ..... W
Richard Seymour blocked a 35-yard field goal attempt with 2:00 left in the game to send the game into the extra session. In overtime, Miami's Olindo Mare missed another 35-yard attempt wide right, then a Tyrone Poole interception at the Patriots 18-yard line snuffed out another Miami opportunity in overtime. On the next play, Tom Brady hit Troy Brown for an 82-yard touchdown strike, sending the Patriots home with a 19-13 win.

PATIROTS OVERTIME GAMES

11/23/03 ..... Patriots 23, at Houston 20 ..... W
The Patriots set the all-time NFL mark with their eighth consecutive overtime victory in a nail-biter in the Lone Star State. The Texans took a 20-13 lead into the final minute of the game, but Tom Brady found Daniel Graham for a four-yard touchdown strike to tie the game at 20 with just 40 seconds left in regulation. The extra frame was a possession battle until the Patriots mounted a 76-yard drive in the final minutes of overtime, ending in a 28-yard field goal by Adam Vinatieri with 45 seconds left.

11/13/08..... N.Y. Jets 34, at Patriots 31..... L
The Patriots had their NFL-record eight-game overtime winning streak snapped in a loss to the Jets at Gillette Stadium. New England rallied from a 24-6 second-quarter deficit to tie the game at 24-24 early in the fourth quarter. N.Y. held a 31-24 lead into the final minute, but Randy Moss made a memorable tiptoe catch on a pass from Matt Cassel along the side of the end zone for a 16-yard touchdown with one second left to force overtime. But, N.Y. won the coin toss and marched 64 yards on 14 plays to set up a game-winning 34-yard field goal by Jay Feely.

10/11/09 ..... Denver 20, Patriots 17..... L
The Patriots failed to hold onto a 17-7 halftime lead in a 20-17 overtime loss to Denver. QB Tom Brady was limited to five completions for 63 yards in the second half. New England entered the final quarter with a 17-10 lead, but Denver marched 98 yards in 12 plays before QB Kyle Orton completed an 11-yard touchdown pass to WR Brandon Marshall to tie the game at 17 with 5:21 remaining in regulation. With under two minutes remaining, New England moved to the Denver 49-yard line before DE Vonnie Holliday forced a fumble on a Brady sack to end the Patriots scoring threat. Denver took the overtime kickoff and moved 58 yards in 11 plays to set up a 41-yard game-winning field goal.

10/17/10..... Patriots 23, Baltimore 20 ..... W
Kicker Stephen Gostkowski drilled a 35-yard field goal in overtime to give New England a 23-20 victory over the Baltimore Ravens at Gillette Stadium. Tom Brady, who finished the game 27-of-44 for 292 yards, completed 16-of-24 passes for 156 yards with one touchdown during a fourth quarter rally as New England scored the final 13 points to get the win and overcome a 20-10 fourth quarter deficit.

10/21/12..... Patriots 29, N.Y. Jets 26 ..... W
The Patriots squandered a 10-point fourth-quarter lead but came through in the clutch when Rob Ninkovich and Jermaine Cunningham combined for a strip-sack of Jets QB Mark Sanchez in overtime as the Patriots defense was able to seal the victory following a Stephen Gostkowski field goal in the Patriots opening drive of the extra session. Tom Brady led two clutch drives - one late in the fourth quarter and the other in overtime and Gostkowski drilled two field goals - a 43-yarder as time expired in regulation and the 48-yarder in the first overtime drive.

10/20/13..... Patriots 27, N.Y. Jets 30..... L
The Patriots 11-point halftime lead evaporated on the second play of the second half when Tom Brady threw an interception to Jets S Antonio Allen, who returned the pick for a 23-yard touchdown. New England netted -5 yards on offense in the third quarter while the Jets scored 17 points in the frame to take a 27-21 lead heading into the fourth quarter. The Patriots managed to tie the score on the final drive of regulation when Stephen Gostkowski drilled a 44-yard field goal with :19 left on the clock. The Patriots won the overtime coin toss but only managed one first down and were forced to punt. New York then engineered a 14-play, 56-yard drive that included a 15-yard unsportsmanlike conduct penalty on the Patriots and Jets K Nick Folk hit a 42-yard field goal to win the game and end a five-game losing streak to New England.

11/24/13..... Patriots 34, Denver 31..... W
New England fumbled on its first three offensive possessions of a cold, windy November game and entered the locker room down 24-0 at halftime. The Patriots came back in the second half and scored on five straight possessions to take a 31-24 lead in the fourth quarter. Peyton Manning then led Denver on a 10-play, 79 yard touchdown drive to tie the game late in the fourth quarter. The Patriots won the overtime coin toss and took the wind, giving the Broncos the first possession in the extra frame. The two teams traded possessions until a high-arching Patriots punt by Ryan Allen was muffed by Denver and recovered by New England deep in Broncos territory. Stephen Gostkowski drilled a 31-yard field goal to cap the greatest comeback in franchise history.

11/29/15..... Denver 30, Patriots 24 L
The Denver Broncos overcame a 21-7 fourth-quarter deficit to win, 30-24, in overtime and hand the visiting Patriots their first loss of the season. Facing a late 21-17 fourth-quarter deficit, Denver QB Brock Osweiler led the Broncos on a 5-play, 83 yard drive capped off by a 4-yard touchdown strike to WR Andre Caldwell that gave the Broncos their first lead of the night at 24-21 with 1:09 left to play. Not to be outdone, Tom Brady then led New England 51 yards down the field into Denver territory, completing three of his four passes, before Stephen Gostkowski connected on a game-tying 47-yard field goal as time expired. The Patriots won the coin toss in overtime and elected to receive but were stopped on three straight plays. On Denver's second play from scrimmage, RB C.J. Anderson scampered 48 yards to the end zone giving Denver a dramatic victory in the snowy conditions at Mile High.

12/27/15 ..... N.Y. Jets 26, Patriots 20 L
Tom Brady rallied the Patriots from a 17-3 deficit to tie the game at 20 with under two minutes to play in regulation on a 9-yard touchdown pass to RB James White. The 11-play, 66 yard drive was highlighted by two critical fourth-down conversions to TE Rob Gronkowski, the second being a 26-yard completion on fourth-and-9 that put New England at the Jets 9-yard line. Brady hit White for the game-tying score on the very next play. After winning the coin toss the Patriots elected to kick, which resulted in a 5-play, 80 yard drive capped off by a 6-yard touchdown reception from WR Eric Decker that gave New York the victory.

PATRIOTS OVERTIME GAMES

POSTSEASON (3-0)

01/19/02 ..... at Patriots 16, Oakland 13* ..... W
Adam Vinatieri boomed a 45-yard field goal with 27 seconds remaining in regulation to tie the game up at 13 and send it into overtime. The game time temperature dipped to 25 degrees and the field was covered by five inches of snow that didn't let up until the game was over. In overtime, the Patriots drove 61 yards on 15 plays and Vinatieri nailed a 23-yard field goal for the 16-13 victory. The Patriots became just the second team in postseason overtime history (16 games) to win the contest on the opening drive of the extra stanza.
***-AFC Divisional Playoff Game**

02/05/17..... Patriots 34, Atlanta28* ..... W
James White's 2-yard touchdown run in overtime sealed a victory and capped off the greatest comeback in Super Bowl history as the Patriots erased a 25-point third quarter deficit. Down 21-3 the Patriots didn't do much to help their cause early in the second half as Atlanta added to their lead on a 6-yard touchdown reception from Matt Ryan to Tevin Coleman to make the score 28-3. From there it was all Patriots, with the key turning point in the game being a fourth quarter strip sack by Dont'a Hightower that gave the Patriots possession deep in Atlanta territory down 28-12 with under nine minutes left to play. A 6-yard Danny Amendola touchdown reception along with a James White 2-point conversion made the score 28-20. After Atlanta's ensuing drive stalled deep in New England territory, Tom Brady led a 10-play, 91-yard drive that ended with a 1-yard James White touchdown run and a second succesful 2-point conversion to tie the score at 28-28. After winning the overtime coin toss, Tom Brady orchestrated an 8-play, 75-yard drive that ended in James White's winning 2-yard touchdown run that captured the Patriots fifth Super Bowl title.
***-Super Bowl LI**

01/20/19..... Patriots 37, at Kansas City 31* ..... W
Rex Burkhead's 2-yard touchdown run in overtime sent the Patriots to their third straight Super Bowl and clinched a 37-31 AFC Championship victory over the Kansas City Chiefs on a frigid night at Arrowhead Stadium. The Patriots opened up a 14-0 halftime lead in which they dominated the time of possession and held a high-powered Chiefs offense to just 32 total yards of offense. Both teams would trade scores throughout the second half with Kansas City roaring back to take two fourth-quarter leads, the last coming on a 2-yard touchdown run by Damien Williams with 2:03 left to play that put Kansas City ahead, 28-24. Tom Brady then led a 6-play, 65-yard drive capped off by a 4-yard touchdown run by Rex Burkhead to retake the lead briefly before Chiefs kicker Harrison Butker tied the game at 31 at the end of regulation. After winning the overtime coin toss, Brady led a methodical 13-play, 75-yard drive, highlighted by three third-down conversions that culminated in Burkhead's 2-yard game-winning score to send New England on to Super Bowl LIII.
***-AFC Championship Game**

YEAR-BY-YEAR ATTENDANCE

REGULAR SEASON

	HOME GAMES			ROAD GAMES			SEASON TOTAL	
Year	*Gms*	*Attendance*	*Avg.*	*Gms*	*Attendance*	*Avg.*	*Totals*	*Avg.*
1960	7	118,260	16,894	7	110,316	15,759	228,576	16,327
1961	7	115,610	16,516	7	129,984	18,569	245,594	17,542
1962	7	150,626	21,518	7	170,983	24,426	321,609	22,972
1963	7	169,870	24,267	7	143,936	20,562	313,806	22,415
1964	7	199,652	28,522	7	175,246	25,035	374,898	26,778
1965	7	143,098	20,443	7	245,485	35,069	388,583	27,756
1966	7	190,138	27,163	7	240,668	34,381	430,806	30,772
1967*	6	138,861	23,144	8	287,279	35,910	426,140	30,439
1968**	7	156,459	22,351	7	289,204	41,315	445,663	31,833
1969	7	149,412	21,345	7	284,587	40,655	433,999	31,000
1970	7	245,537	35,077	7	361,842	51,692	607,379	43,384
1971	7	411,109	58,730	7	383,143	54,735	794,252	56,732
1972	7	426,993	60,999	7	402,159	57,451	829,152	59,225
1973	7	410,443	58,635	7	416,805	59,544	827,248	59,089
1974	7	420,903	60,129	7	411,595	58,799	832,498	59,464
1975	7	411,490	58,784	7	379,112	54,159	790,602	56,472
1976	7	378,994	54,142	7	387,432	55,347	766,426	54,745
1977	7	415,959	59,423	7	399,419	57,060	815,378	58,241
1978	8	478,978	59,872	8	455,679	56,960	934,657	58,416
1979	8	473,141	59,143	8	502,492	62,812	975,633	60,977
1980	8	458,283	57,285	8	442,001	55,250	900,284	56,268
1981	8	414,741	51,843	8	413,073	51,634	827,814	51,738
1982@	4	149,188	37,297	5	231,781	46,356	380,969	42,330
1983	8	370,958	46,370	8	416,024	52,003	786,982	49,186
1984	8	392,275	49,034	8	468,464	58,558	860,739	53,796
1985	8	438,817	54,852	8	458,341	57,293	897,158	56,072
1986	8	477,688	59,711	8	537,779	67,222	1,015,467	63,467
1987@	8	374,302	46,788	7	431,739	61,677	806,041	53,736
1988	8	438,627	54,828	8	400,372	50,047	838,999	52,437
1989	8	388,522	48,565	8	494,981	61,873	883,503	55,219
1990	8	311,623	38,953	8	417,304	52,163	728,927	45,558
1991	8	303,116	37,890	8	433,249	54,156	736,365	46,023
1992	8	308,409	38,551	8	430,820	53,853	739,229	46,202
1993	8	362,964	45,371	8	443,708	55,464	806,672	50,417
1994	8	472,718	59,090	8	481,673	60,209	954,391	59,649
1995	8	466,743	58,343	8	504,373	63,047	971,116	60,695
1996	8	468,301	58,538	8	522,829	65,354	991,130	61,946
1997	8	477,431	59,679	8	547,518	68,440	1,024,949	64,059
1998	8	475,828	59,479	8	516,846	64,606	992,674	62,042
1999	8	461,624	57,703	8	553,917	69,240	1,015,541	63,471
2000	8	458,880	57,360	8	548,258	68,532	1,007,138	62,946
2001	8	482,336	60,292	8	497,035	62,129	979,371	61,211
2002	8	547,488	68,436	8	548,581	68,573	1,096,069	68,152
2003	8	547,488	68,436	8	580,027	72,503	1,127,515	70,470
2004	8	550,048	68,756	8	558,162	69,770	1,108,210	69,263
2005	8	550,048	68,756	8	586,855	73,357	1,136,903	71,056
2006	8	550,048	68,756	8	560,722	70,090	1,110,770	69,423
2007	8	550,048	68,756	8	559,318	69,915	1,109,366	69,335
2008	8	550,048	68,756	8	550,100	68,763	1,100,148	68,759
2009	8	550,048	68,756	8	587,952	73,494	1,138,000	71,125
2010	8	550,048	68,756	8	538,705	67,338	1,088,753	68,047
2011	8	550,048	68,756	8	564,643	70,580	1,114,691	69,668
2012	8	550,048	68,756	8	584,690	73,086	1,134,738	70,921
2013	8	550,048	68,756	8	570,769	71,346	1,120,817	70,051
2014	8	550,048	68,756	8	561,935	70,242	1,111,983	69,499
2015	8	534,632	66,829	8	601,655	75,207	1,136,287	71,018
2016	8	534,632	66,829	8	560,140	70,018	1,094,772	68,423
2017	8	527,024	65,878	8	571,914	71,501	1,098,938	68,684
2018	8	527,024	65,878	8	541,506	67,688	1,068,530	66,783
2019	8	527,024	65,878	8	560,880	70,110	1,087,904	67,994
Totals	**457**	**24,354,747**	**53,293**	**459**	**26,558,005**	**57,861**	**50,912,752**	**55,582**

YEAR-BY-YEAR ATTENDANCE

POSTSEASON ATTENDANCE

	HOME GAMES			ROAD GAMES			SEASON TOTAL	
Year	*Gms*	*Attendance*	*Avg.*	*Gms*	*Attendance*	*Avg.*	*Total*	*Avg.*
1963	-	-		2	64,314	32,157	64,314	32,157
1976	-	-		1	54,037	54,037	54,037	54,037
1978	1	61,297	61,297	-	-	-	61,297	61,297
1982	-	-		1	68,842	68,842	68,842	68,842
1985	-	-		4^	308,690	77,173	308,690	77,173
1986	-	-		1	76,105	76,105	76,105	76,105
1994	-	-		1	77,452	77,452	77,452	77,452
1996	2	120,378	60,189	1^	72,301	72,301	192,679	64,226
1997	1	60,041	60,041	1	61,228	61,228	121,269	60,635
1998	-	-	-	1	72,559	72,559	72,559	72,559
2001	1	60,292	60,292	2^	137,626	68,111	197,918	65,973
2003	2	136,872	68,436	1^	71,525	71,525	208,397	69,466
2004	1	68,756	68,756	2^	143,367	71,684	212,123	70,708
2005	1	68,756	68,756	1	76,238	76,238	144,994	72,497
2006	1	68,756	68,756	2	126,243	63,122	194,999	65,000
2007	2	137,512	68,756	1^	71,101	71,101	208,613	69,538
2009	1	68,756	68,756	-	-	-	68,756	68,756
2010	1	68,756	68,756	-	-	-	68,756	68,756
2011	2	137,512	68,756	1^	68,658	68,658	206,170	68,723
2012	2	137,512	68,756	-	-	-	137,512	68,756
2013	1	68,756	68,756	1	77,110	77,110	145,866	72,933
2014	2	137,512	68,756	1^	70,288	70,288	207,800	69,267
2015	1	66,829	66,829	1	77,112	77,112	143,941	71,971
2016	2	133,658	66,829	1^	70,807	70,807	204,465	68,155
2017	2	131,756	65,878	1^	67,612	67,612	199,368	66,456
2018	1	65,878	65,878	2^	147,115	73,558	212,993	70,998
2019	1	65,878	65,878	-	-	-	65,878	65,878
Totals	**28**	**1,865,463**	**66,624**	**30**	**2,060,330**	**68,678**	**3,925,793**	**67,686**
Grand Totals	**485**	**26,220,210**	**54,062**	**489**	**28,618,335**	**58,524**	**54,838,545**	**56,302**

*-Game vs. Chargers was moved to San Diego due to a World Series scheduling conflict at Fenway Park
**-Game vs. Jets was moved to Birmingham, Ala. due to a scheduling conflict at Fenway Park, but still considered a "home" game for the Patriots.
^-Super Bowls played at a neutral site. @-1982 and 1987 season were shortened due to player strikes.

1960 FINAL STATISTICS (5-9)

HEAD COACH: LOU SABAN • FOURTH IN AFL EAST • HOME STADIUM: BOSTON UNIVERSITY FIELD

Date	W/L	Score		Opp.	Att.
9/09	L	10-13		Denver	21,597
9/17	W	28-24	at	N.Y. Titans	19,200
9/23	L	0-13		Buffalo	20,732
10/08	W	35- 0	at	L.A. Chargers	18,226
10/16	L	14-27	at	Oakland	11,500
10/23	L	24-31	at	Denver	12,683
10/28	L	16-45		L.A. Chargers	13,988
11/04	W	34-28		Oakland	8,446
11/11	W	38-21		N.Y. Titans	11,653
11/18	W	42-14		Dallas Texans	14,721
11/25	L	10-24		Houston	27,123
12/04	L	14-38	at	Buffalo	14,335
12/11	L	0-34	at	Dallas Texans	12,000
12/18	L	21-37	at	Houston	22,352

TEAM STATISTICS	PATS	OPP
Total First Downs	**234**	**237**
By Rushing	86	78
By Passing	126	135
By Penalty	22	24
TOTAL NET YARDS	**4116**	**4255**
Avg. per Game	294.0	303.9
Total Offensive Plays	874	935
Avg. per Play	4.7	4.6
NET YARDS RUSHING	**1512**	**1513**
Total Rushing Plays	363	477
Avg. per Rush	4.2	3.2
Avg. per Game	108.0	108.1
NET YARDS PASSING	**2604**	**2742**
Avg. per Game	186.0	195.0
Sacked/Yards Lost	36/261	29/219
Gross Yards Passing	2865	2958
Att./Completions	475/223	429/210
Completion Pct.	46.9	49.0
Had Intercepted	23	25
PUNTS/AVERAGE	**78/35.8**	**74/37.2**
PENALTIES/YARDS	**69/730**	**77/825**
FUMBLES/BALLS LOST	**36/22**	**41/20**
TOUCHDOWNS	**37**	**46**
Rushing	11	21
Passing	25	19
Returns	1	6

SCORE BY PERIODS	1	2	3	4	OT	TOTAL
Patriots	**85**	**47**	**117**	**37**	**-**	**286**
Opponents	**36**	**119**	**89**	**105**	**-**	**349**

SCORING	TD	Ru	Pa	Rt	PAT	FG	S	TP
Cappelletti	**0**	**0**	**0**	**0**	**30/32**	**8/22**	**0**	**60**
Colclough	9	0	9	0			0	54
Christy	6	4	2	0			0	36
Lofton	4	0	4	0			0	24
Miller	3	1	2	0			0	18
Johnson	3	0	3	0			0	18
Stephens	3	0	3	0			0	18
Crawford	2	2	0	0			0	14
Songin	2	2	0	0			0	12
Beach	1	0	1	0			0	6
Burton	1	1	0	0			0	6
Livingston	1	1	0	0			0	6
Shonta	1	0	0	1			0	6
Wells	1	0	1	0			0	6
Team	0	0	0	0			1	2
Cudzik	0	0	0	0	0/0	0/1	0	0
Patriots	**37**	**11**	**25**	**1**	**30/32**	**8/23**	**1**	**286**
Opponents	**46**	**21**	**19**	**6**	**43/46**	**10/27**	**0**	**349**

2-Pt. Conversions: Cappelletti 3-4, Crawford 1-1.
Patriots: 4-5, Opp.: 0-0.

RUSHING	NO	YDS	AVG	LG	TD
Miller	101	416	4.2	33	1
Christy	78	363	4.7	48	4
Burton	66	280	4.3	77	1
Crawford	51	238	4.7	39t	2
Wells	14	59	4.2	13	0
Greene	7	44	6.3	21	0
Songin	11	40	3.6	20	2
Garron	8	27	3.4	9	0
Crouthamel	4	16	4.0	6	0
Livingston	10	16	1.6	5	1
Washington	2	10	5.0	7	0
White	5	7	1.4	5	0
Beach	6	-4	-0.7	3	0
Patriots	**363**	**1512**	**4.2**	**77**	**11**
Opponents	**477**	**1513**	**3.2**	**87**	**21**

RECEIVING	NO	YDS	AVG	LG	TD
Colclough	49	666	13.6	61	9
Miller	29	284	9.8	48t	2
Christy	26	268	10.3	53	2
Stephens	22	320	14.5	53	3
Burton	21	196	9.3	35	0
Lofton	19	360	18.9	39	4
Wells	14	206	14.7	78	1
Johnson	11	186	16.9	51t	3
Crawford	10	92	9.2	40	0
Beach	9	132	14.7	51t	1
Green	3	52	17.3	31	0
White	2	24	12.0	13	0
Atchason	2	22	11.0	14	0
Long	2	10	5.0	5	0
Cappelletti	1	28	28.0	28	0
Cudzik	1	11	11.0	11	0
Garron	1	8	8.0	8	0
Livingston	1	0	0.0	0	0
Patriots	**223**	**2865**	**12.8**	**78**	**25**
Opponents	**210**	**2958**	**14.1**	**--**	**19**

INTERCEPTIONS	NO	YDS	AVG	LG	TD
Cappelletti	4	68	17.0	27	0
Jacobs	4	26	6.5	14	0
Bruney	3	35	11.7	18	0
Washington	3	13	4.3	13	0
O'Hanley	3	1	0.3	1	0
Shonta	2	101	50.5	52	0
Soltis	2	33	16.5	33	0
Rudolph	2	13	6.5	13	0
Dee	1	14	14.0	14	0
Brown	1	8	8.0	8	0
Patriots	**25**	**312**	**12.5**	**52**	**0**
Opponents	**23**	**336**	**14.6**	**66t**	**3**

PUNTING	NO	YDS	AVG	LG	BLK
Greene	61	2253	36.9	66	1
Washington	17	539	31.7	48	0
Patriots	**78**	**2792**	**35.8**	**66**	**1**
Opponents	**74**	**2750**	**37.2**	**--**	**1**

PUNT RETURNS	NO	YDS	AVG	LG	TD
Wells	12	66	5.6	19	0
Christy	8	73	9.1	29	0
Bruney	4	31	7.7	19	0
Beach	1	21	21.0	21	0
Cappelletti	1	3	3.0	3	0
Burton	1	0	0.0	0	0
Patriots	**27**	**194**	**7.2**	**29**	**0**
Opponents	**21**	**361**	**17.2**	**76t**	**3**

KICK RETURNS	NO	YDS	AVG	LG	TD
Christy	24	617	25.7	52	0
Wells	11	275	28.5	33	0
Beach	7	146	20.7	33	0
Burton	4	161	40.3	59	0
Cappelletti	4	100	25.0	37	0
Bruney	2	39	19.5	20	0
Crouthamel	2	27	13.5	15	0
Garron	1	21	21.0	21	0
Smith	1	13	13.0	13	0
Hunt	1	8	8.0	8	0
DeLucca	1	8	8.0	8	0
Livingston	1	3	3.0	3	0
Greene	1	3	3.0	3	0
Patriots	**60**	**1421**	**23.7**	**59**	**0**
Opponents	**50**	**1123**	**22.5**	**88t**	**1**

SACKS: Rudolph 3.0, Dee 2.5, Jacobs 2.0, Sardisco 2.0, Addison 1.0, Hauser 0.5, Team 8.0.

FIELD GOALS	1-19	20-29	30-39	40-49	50+
Cappelletti	1-1	4-5	3-6	0-9	0-1
Cudzik	--	--	--	0-1	--
Patriots	**1-1**	**4-5**	**3-6**	**0-10**	**0-1**
Opponents	**4-4**	**3-6**	**1-6**	**2-11**	**0-0**

Cappelletti: (34G) () (50N) (23G,33G) (47N) (12G,48N,42N) (38N,48B) (42N,37N,27G,27G) (39N,30G,45B,43N) () (20G,40N) (43N,27N) () ().

Cudzik: () () () () () () () () () () () (48N) ()

OPPONENTS: () (23G) (38N) () (40N)(42N, 47N, 9G) (35B,41N,18G) (47N,38N) (44N) (42N) (35N,20N,32N,16G) (27N,45G) (28N,42N,24G, 49N, 46G) (32G,26G,10G).

EDITORS NOTE: Due to insufficient data, the starting line-ups from 1960-67 are incomplete.

1960 Coaching Staff: Joe Collier, Defensive Backfield, Mike Holovak, Offensive Backfield, Red Miller, Offensive Line, Jerry Smith, Defensive Line.

No AFL All-Star Game Played

PASSING	ATT	CMP	YARDS	CMP%	YDS/ATT	TD	TD%	INT	INT%	LG	SK/YDS	RATING
Songin	392	187	2476	47.7	6.32	22	5.6	15	3.8	78	--/--	70.9
Greene	63	27	251	42.9	3.98	1	1.6	6	9.5	31	--/--	20.1
Christy	11	6	94	54.5	8.55	2	18.2	2	18.2	39	--/--	83.1
White	7	3	44	42.9	6.29	0	0.0	0	0.0	23	--/--	64.0
Dimitroff	2	0	0	0.0	0.00	0	0.0	0	0.0	0	--/--	39.6
Patriots	**475**	**223**	**2865**	**46.9**	**6.03**	**25**	**5.3**	**23**	**4.8**	**78**	**36/261**	**63.7**
Opponents	**429**	**210**	**2958**	**49.0**	**6.90**	**19**	**4.4**	**25**	**5.8**	**--**	**29/216**	**62.1**

1961 FINAL STATISTICS (9-4-1)

HEAD COACH: LOU SABAN (2-3), MIKE HOLOVAK (7-1-1) • SECOND IN AFL EAST • HOME STADIUM: BOSTON UNIVERSITY FIELD

Date	W/L	Score		Opp.	Att.
9/09	L	20-21		N.Y. Titans	16,683
9/16	W	45-17		Denver	14,479
9/23	W	23-21	at	Buffalo	21,504
10/01	L	30-37	at	N.Y. Titans	15,189
10/07	L	27-38		San Diego	17,748
10/13	T	31-31		Houston	15,070
10/22	W	52-21		Buffalo	9,398
10/29	W	18-17	at	Dallas Texans	20,500
11/03	W	28-21		Dallas Texans	25,063
11/12	L	15-27	at	Houston	35,649
11/17	W	20-17		Oakland	17,169
12/03	W	28-24	at	Denver	9,303
12/09	W	35-21	at	Oakland	6,500
12/17	W	41-0	at	San Diego	21,339

TEAM STATISTICS	PATS	OPP
TOTAL FIRST DOWNS	**238**	**243**
By Rushing	93	72
By Passing	120	151
By Penalty	25	20
TOTAL NET YARDS	**4214**	**4123**
Avg. per Game	301.0	294.5
Total Offensive Plays	936	967
Avg. per Play	4.5	4.3
NET YARDS RUSHING	**1675**	**1041**
Total Rushing Plays	389	350
Avg. per Rush	4.3	3.0
Avg. per Game	119.6	74.4
NET YARDS PASSING	**2539**	**3082**
Avg. per Game	181.4	220.1
Sacked/Yards Lost	33/256	44/408
Gross Yards Passing	2795	3490
Att./Completions	420/206	479/241
Completion Pct.	49.0	50.3
Had Intercepted	21	22
PUNTS/AVERAGE	**64/37.6**	**71/40.7**
PUNTS RETURN /AVG	**32.13.0**	**15/16.3**
PENALTIES/YARDS	**64/659**	**67/662**
FUMBLES/BALLS LOST	**24/9**	**36/20**
TOUCHDOWNS	**52**	**41**
Rushing	15	9
Passing	29	27
Returns	8	5

SCORE BY PERIODS	1	2	3	4	OT	TOTAL
Patriots	**98**	**98**	**118**	**99**	**-**	**413**
Opponents	**45**	**109**	**51**	**108**	**-**	**313**

SCORING	TD	Ru	Pa	Rt	PAT	FG	S	TP
Cappelletti	8	0	8	0	48/50	17/32	0	147
Lott	11	5	6	0			0	66
Colclough	9	0	9	0			0	54
Garron	6	2	3	1			0	36
Parilli	5	4	0	1			0	32
Webb	4	0	0	4			0	24
Stephens	3	0	2	1			0	18
Burton	3	2	0	1			0	18
Johnson	1	0	1	0			0	6
Moore	1	0	0	1			0	6
Yewcic	1	1	0	0			0	6
Patriots	**52**	**15**	**29**	**8**	**48/50**	**17/32**	**0**	**413**
Opponents	**41**	**9**	**27**	**5**	**40/40**	**9/23**	**0**	**313**

2-Pt. Conversions: Parilli 1-1, Songin 0-1. Patriots 1-2, Opp.: 0-1.

RUSHING	NO	YDS	AVG	LG	TD
Lott	100	461	4.6	38	5
Garron	69	389	5.6	85t	2
Burton	82	260	3.2	43	2
Parilli	38	183	4.8	24	4
Crawford	41	148	3.6	34	0
West	26	90	3.5	31	0
Yewcic	11	51	4.6	13	1
Songin	8	39	4.9	11	0
Colclough	3	37	12.3	16	0
Schwedes	10	14	1.4	5	0
Washington	1	3	3.0	3	0
Patriots	**389**	**1675**	**4.3**	**85t**	**14**
Opponents	**350**	**1041**	**3.0**	**29**	**9**

RECEIVING	NO	YDS	AVG	LG	TD
Cappelletti	45	768	17.1	53	8
Colclough	42	757	18.0	58t	9
Lott	32	333	10.4	47	6
Garron	24	341	14.2	51t	2
Stephens	19	186	9.8	31	2
Burton	13	115	8.8	45	0
Crawford	9	85	9.4	25	0
Johnson	9	82	9.1	21	1
Yewcic	6	56	9.3	46	0
West	5	42	8.4	18	0
Schwedes	1	21	21.0	21	0
Shonta	1	9	9.0	9	0
Patriots	**206**	**2795**	**13.6**	**58t**	**29**
Opponents	**241**	**3490**	**14.5**	**75t**	**27**

INTERCEPTIONS	NO	YDS	AVG	LG	TD
Webb	5	153	30.6	59	2
Washington	4	45	11.3	33	0
Addison	4	17	4.3	10	0
Bruney	2	20	10.0	12	0
Robotti	2	18	9.0	11	0
Hall	2	12	6.0	12	0
Beach	1	37	37.0	37	0
Loudd	1	12	12.0	12	0
Shonta	1	12	12.0	12	0
Patriots	**22**	**326**	**14.8**	**59**	**2**
Opponents	**21**	**198**	**9.4**	**38**	**1**

PUNTING	NO	YDS	AVG	LG	BLK
Yewcic	64	2406	37.6	64	2
Patriots	**64**	**2406**	**37.6**	**64**	**2**
Opponents	**71**	**2887**	**40.7**	**70**	**2**

PUNT RETURNS	NO	YDS	AVG	LG	TD
Bruney	23	109	4.7	11	0
Burton	8	128	16.0	62	0
Lott	1	8	8.0	8	0
Patriots	32	245	13.0	62	0
Opponents	**15**	**245**	**16.3**	**55**	**2**

KICK RETURNS	NO	YDS	AVG	LG	TD
Garron	16	438	27.4	89	1
Burton	15	401	26.7	91t	1
West	7	191	27.3	37	0
Long	4	24	6.0	11	0
Beach	2	38	19.0	20	0
Webb	1	21	21.0	21	0
Ratkowski	1	17	17.0	17	0
Stephens	1	6	6.0	6	0
Schwedes	1	0	0.0	0	0
Cudzik	1	0	0.0	0	0
Patriots	**49**	**1136**	**23.2**	**91t**	**2**
Opponents	**53**	**1255**	**23.7**	**90t**	**1**

SACKS: Loudd 7.0, Dee 5.5, Addison 3.5, Hunt 3.0, Klein 2.5, Jacobs 1.0, Robutti 1.0, Hall 0.5, Team 3.0.

FIELD GOALS	1-19	20-29	30-39	40-49	50+
Cappelletti	3-3	3-7	9-14	2-8	0-0
Patriots	**3-3**	**3-7**	**9-14**	**2-8**	**0-0**
Opponents	**4-4**	**4-7**	**1-4**	**0-6**	**0-2**

Cappelletti: (28G,32G,32N) (35G) (36G,35G,27N,46G) (34G,30G,22N,16G,46B) () (42N,17G,42N) (12G) (24G)(47N,27B) (33G,29N) (29G,33G,42N) (32B) (32N,35N,40N) (40G,32N,38G).

OPPONENTS: () (34G,27N,52N) () (26G) (10G, 41N,26N) (35N, 49N,24G) () (25G,42N,32N,38N) (44N) (25G,19G) (16G,60N)(23N,18G,43N, 43N) () ().

EDITORS NOTE: Due to insufficient data, the starting line-ups from 1960-67 are incomplete.

1961 Coaching Staff: Joe Collier, Defensive Backfield, Mike Holovak, Offensive Backfield, Red Miller, Offensive Line, Jerry Smith, Defensive Line.

AFL All-Stars (7): LB Tom Addison (1), DB Fred Bruney (1), WR Gino Cappelletti (1), DE Bob Dee (1), HB Larry Garron (1), DT Jim Hunt (1), G Charlie Leo (1).

PASSING	ATT	CMP	YARDS	CMP%	YDS/ATT	TD	TD%	INT	INT%	LG	SK/YDS	RATING
Songin	212	98	1429	46.2	6.74	14	6.6	9	4.2	58t	--/--	73.0
Parilli	198	104	1314	52.5	6.64	13	6.6	9	4.5	53	--/--	76.5
Yewcic	8	3	25	37.5	3.13	1	12.5	2	25.0	18t	--/--	46.4
Cappelletti	1	1	27	100.0	27.00	1	100.0	0	0.0	27t	--/--	158.3
Burton	1	0	0	0.0	0.00	0	0.0	1	0.0	0	--/--	0.0
Patriots	**420**	**206**	**2795**	**49.0**	**6.65**	**29**	**6.9**	**21**	**5.0**	**58t**	**33/256**	**72.9**
Opponents	**479**	**241**	**3490**	**50.3**	**7.29**	**27**	**5.6**	**22**	**4.6**	**75t**	**44/408**	**74.0**

1962 FINAL STATISTICS (9-4-1)

HEAD COACH: MIKE HOLOVAK • SECOND IN AFL EAST • HOME STADIUM: BOSTON UNIVERSITY FIELD

Date	W/L	Score		Opp.	Att.
9/08	L	28-42	at	Dallas Texans	32,000
9/16	W	34-21	*	Houston	32,276
9/21	W	41-16		Denver	21,038
10/06	W	43-14	at	N.Y. Titans	14,412
10/12	L	7-27		Dallas Texans	23,874
10/19	W	24-20		San Diego	20,888
10/26	W	26-16		Oakland	12,514
11/03	T	28-28	at	Buffalo	33,247
11/11	W	33-29	at	Denver	28,187
11/18	L	17-21	at	Houston	35,250
11/23	W	21-10		Buffalo	20,021
11/30	W	24-17		N.Y. Titans	20,015
12/09	W	20-14	at	San Diego	19,887
12/16	L	0-20	at	Oakland	8,000

*Harvard Stadium

TEAM STATISTICS	PATS	OPP
Total First Downs	**230**	**220**
By Rushing	100	68
By Passing	114	136
By Penalty	16	16
TOTAL NET YARDS	**4736**	**4534**
Avg. per Game	338.3	323.9
Total Offensive Plays	943	982
Avg. per Play	5.0	4.6
NET YARDS RUSHING	**1970**	**1426**
Total Rushing Plays	432	393
Avg. per Rush	4.6	3.6
Avg. per Game	140.7	101.9
NET YARDS PASSING	**2766**	**3108**
Avg. per Game	197.6	222.0
Sacked/Yards Lost	23/164	34/327
Gross Yards Passing	2930	3435
Att./Completions	382/195	450/216
Completion Pct.	51.0	48.0
Had Intercepted	13	25
PUNTS/AVERAGE	**69/38.5**	**79/38.5**
PUNT RETURNS/AVG	**26/5.3**	**11/4.9**
PENALTIES/YARDS	**52/456**	**62/554**
FUMBLES/BALLS LOST	**37/20**	**26/10**
TOUCHDOWNS	**41**	**36**
Rushing	11	14
Passing	25	19
Returns	5	3

SCORE BY PERIODS	1	2	3	4	OT	TOTAL
Patriots	**50**	**116**	**78**	**102**	**-**	**346**
Opponents	**65**	**104**	**55**	**71**	**-**	**295**

SCORING	TD	Ru	Pa	Rt	PAT	FG	S	TP
Cappelletti	5	0	5	0	38/40	20/37	0	128
Colclough	10	0	10	0			0	60
Burton	7	2	4	1			0	42
Garron	6	2	3	1			0	36
Crawford	4	2	2	0			0	26
Yewcic	2	2	0	0			0	12
Parilli	2	2	0	0			0	12
Romeo	1	0	1	0			0	6
Addison	1	0	0	1			0	6
King	1	1	0	0			0	6
Bruney	1	0	0	1			0	6
Hall	1	0	0	1			0	6
Patriots	**41**	**11**	**25**	**5**	**38/40**	**20/37**	**0**	**346**
Opponents	**36**	**14**	**19**	**3**	**32/33**	**15/26**	**0**	**295**

2-Pt. Conversions: Crawford 1-1. Patriots 1-1, Opp.: 1-3.

RUSHING	NO	YDS	AVG	LG	TD
Burton	134	548	4.1	59	2
Crawford	139	459	3.3	22	2
Garron	67	392	5.9	41t	2
Yewcic	33	215	6.5	27t	2
Parilli	28	169	6.0	33t	2
King	21	144	6.9	71t	1
Lott	8	34	4.3	11	0
Colclough	1	14	14.0	14	0
Cappelletti	1	-5	-5.0	-5	0
Patriots	**432**	**1970**	**4.6**	**71t**	**11**
Opponents	**393**	**1426**	**3.6**	**63t**	**14**

RECEIVING	NO	YDS	AVG	LG	TD
Colclough	40	868	21.7	78t	10
Burton	40	461	11.5	69t	4
Romeo	34	608	17.8	62	1
Cappelletti	34	479	14.0	40	5
Crawford	22	224	10.1	44	2
Garron	18	236	8.4	63t	3
King	5	42	8.4	33	0
Webb	1	11	11.0	11	0
Lott	1	1	1.0	1	0
Patriots	**195**	**2930**	**15.0**	**78t**	**25**
Opponents	**216**	**3435**	**15.9**	**97t**	**19**

INTERCEPTIONS	NO	YDS	AVG	LG	TD
O'Hanley	5	83	16.6	28	0
Felt	5	73	14.6	22	0
Addison	5	42	8.4	16	1
Hall	3	94	31.3	47t	1
Bruney	3	70	23.3	33t	1
Buoniconti	2	3	1.5	3	0
Shonta	2	0	0.0	0	0
Patriots	**25**	**365**	**14.6**	**47**	**3**
Opponents	**13**	**55**	**4.2**	**15**	**1**

PUNTING	NO	YDS	AVG	LG	BLK
Yewcic	69	2654	38.5	56	1
Patriots	**69**	**2654**	**38.5**	**56**	**1**
Opponents	**79**	**3040**	**38.5**	**75**	**0**

PUNT RETURNS	NO	YDS	AVG	LG	TD
Burton	21	122	5.8	22	0
Bruney	3	8	2.7	7	0
Buoniconti	1	8	8.0	8	0
Hall	1	0	0.0	0	0
Patriots	**26**	**138**	**5.3**	**22**	**0**
Opponents	**11**	**54**	**4.9**	**15**	**0**

KICK RETURNS	NO	YDS	AVG	LG	TD
Garron	24	686	28.6	95t	1
Burton	13	238	18.3	42	0
King	9	177	19.7	28	0
Stephens	2	46	23.0	31	0
Crawford	2	24	12.0	18	0
Loudd	1	15	15.0	15	0
Dee	1	14	14.0	14	0
Jacobs	1	0	0.0	0	0
Patriots	**53**	**1200**	**22.6**	**95t**	**1**
Opponents	**64**	**1697**	**26.5**	**93t**	**1**

SACKS: Eisenhauer 5.5, Addison 5.0, Dee 4.0, Richardson 3.0, Rudolph 3.0, Klein 1.5, Bruney 1.0, Buoniconti 1.0, Team 4.0.

FIELD GOALS	1-19	20-29	30-39	40-49	50+
Cappelletti	7-9	5-9	7-11	1-6	0-0
Patriots	**7-9**	**5-9**	**7-11**	**1-6**	**0-0**
Opponents	**5-7**	**3-5**	**3-5**	**4-9**	**0-0**

Cappelletti: (46B) (16N,46G,20G) (28G,33G) (28G,12G,38G) (44N,47N) (13G,31N) (25G,17G,31G,11G) (38N) (35G,37G,18G,14N, 39G) (30N,26G,20N,26N) (25N) (32G) (29N,18G, 43B, 9G) (37N,44N,32N,26N).

OPPONENTS: () (49N,10N) (37B,18G) () (33G,26N,24G) (43G,27G) (19G,27N) (14N,46N) (39N,16G,19G,46G,45N) () (36G) (47N,47N,37G) (42G,42G) (19G,21G).

EDITORS NOTE: Due to insufficient data, the starting line-ups from 1960-67 are incomplete.

1962 Coaching Staff: Fred Bruney, Defensive Backfield, Marion Campbell, Defensive Line, Art Spinney, Offensive Line.

AFL All-Stars (6): LB Tom Addison (2), DB Fred Bruney (2), DE Larry Eisenhauer (1), WR Jim Colclough (1), DB Dick Felt (1), T Charlie Long (1).

PASSING	ATT	CMP	YARDS	CMP%	YDS/ATT	TD	TD%	INT	INT%	LG	SK/YDS	RATING
Parilli	252	140	1988	55.3	7.86	18	7.1	8	3.2	67t	--/--	91.8
Yewcic	126	54	903	42.9	7.17	7	5.6	5	4.0	78t	--/--	69.6
Garron	3	1	39	33.3	13.00	0	0.0	0	0.0	39	--/--	81.9
Patriots	**382**	**195**	**2930**	**51.0**	**7.67**	**25**	**6.5**	**13**	**3.4**	**78t**	**23/164**	**84.2**
Opponents	**450**	**216**	**3435**	**48.0**	**7.63**	**19**	**4.2**	**25**	**5.6**	**97t**	**34/327**	**64.8**

1963 FINAL STATISTICS (7-6-1)

HEAD COACH: MIKE HOLOVAK • FIRST IN AFL EAST • HOME STADIUM: FENWAY PARK

Date	W/L	Score		Opp.	Att.
9/08	W	38-14	*	N.Y. Jets	24,120
9/14	L	13-17	at	San Diego	26,097
9/22	W	20-14	at	Oakland	17,131
9/29	L	10-14	at	Denver	18,636
10/05	L	24-31	at	N.Y. Jets	16,769
10/11	W	20-14		Oakland	26,494
10/18	W	40-21		Denver	25,418
10/26	L	21-28	at	Buffalo	29,243
11/01	W	45-3		Houston	31,185
11/10	L	6-7		San Diego	28,402
11/17	T	24-24		Kansas City	17,20
12/01	W	17-7		Buffalo	16,981
12/08	W	46-28	at	Houston	23,462
12/14	L	3-35	at	Kansas City	12,598
AFL PLAYOFFS					
12/28	W	26-8	at	Buffalo	33,044
1/05	L	10-51	at	San Diego	30,127

* Boston College Alumni Stadium

TEAM STATISTICS	PATS	OPP
TOTAL FIRST DOWNS	**227**	**222**
By Rushing	92	59
By Passing	115	144
By Penalty	20	19
TOTAL NET YARDS	**4201**	**3834**
Avg. per Game	300.1	273.9
Total Offensive Plays	874	842
Avg. per Play	4.8	4.6
NET YARDS RUSHING	**1618**	**1107**
Total Rushing Plays	437	310
Avg. per Rush	3.7	3.6
Avg. per Game	115.6	79.1
NET YARDS PASSING	**2583**	**2727**
Avg. per Game	**184.5**	**194.8**
Sacked/Yards Lost	27/233	56/526
Gross Yards Passing	2816	3253
Att./Completions	410/184	476/230
Completion Pct.	44.9	48.3
Had Intercepted	29	29
PUNTS/AVERAGE	**75/38.4**	**88/39.9**
PUNT RETURNS/AVG	**40/9.3**	**25/13.0**
PENALTIES/YARDS	**64/614**	**62/1583**
FUMBLES/BALLS LOST	**29/12**	**27/13**
TOUCHDOWNS	**37**	**35**
Rushing	16	12
Passing	17	21
Returns	4	2

SCORE BY PERIODS	1	2	3	4	OT	TOTAL
Patriots	**60**	**97**	**72**	**98**	**-**	**327**
Opponents	**56**	**69**	**59**	**73**	**-**	**257**

SCORING	TD	Ru	Pa	Rt	PAT	FG	S	TP
Cappelletti	2	0	2	0	35/36	22/38	0	113
Graham	5	0	5	0			0	30
Crump	5	5	0	0			0	30
Parilli	5	5	0	0			0	30
Garron	4	2	2	0			0	24
Colclough	3	0	3	0			0	18
Lott	3	2	1	0			0	18
Romeo	3	0	3	0			0	18
Suci	2	0	0	2			0	12
Buoniconti	1	0	0	1			0	6
Crawford	1	1	0	0			0	6
Yewcic	1	1	0	0			0	6
Neumann	1	0	1	0			0	6
Hunt	1	0	0	1			0	6
Rudolph	0	0	0	0			1	2
TEAM	0	0	0	0			1	2
Patriots	**37**	**16**	**17**	**4**	**35/36**	**22/38**	**2**	**327**
Opponents	**35**	**12**	**21**	**2**	**35/35**	**4/21**	**0**	**257**

2-Pt. Conversions: Crawford 0-1. Patriots 0-1, Opp.: 0-0.

RUSHING	NO	YDS	AVG	LG	TD
Garron	179	750	4.1	47t	2
Crawford	71	233	3.3	19	1
Yewcic	22	161	7.3	46	1
Neumann	44	148	3.4	17	0
Parilli	36	126	3.5	19	5
Crump	49	120	2.5	21	5
Lott	35	78	2.2	7	2
Cappelletti	1	2	2.0	2	0
Patriots	**437**	**1618**	**3.7**	**47t**	**16**
Opponents	**310**	**1107**	**3.6**	**68t**	**12**

RECEIVING	NO	YDS	AVG	LG	TD
Colclough	42	693	16.5	56t	3
Cappelletti	34	493	14.5	38	2
Romeo	32	418	13.1	38	3
Garron	26	418	16.0	76t	2
Graham	21	550	26.1	77t	5
Crawford	10	89	8.9	28	0
Neumann	10	48	4.8	16	1
Crump	6	46	7.7	12	0
Lott	3	61	20.3	55t	1
Patriots	**184**	**2816**	**15.3**	**77t**	**17**
Opponents	**230**	**3253**	**14.1**	**74t**	**21**

INTERCEPTIONS	NO	YDS	AVG	LG	TD
Suci	7	277	39.6	98t	2
Addison	4	27	6.7	17	0
Felt	3	81	27.0	35	0
O'Hanley	3	79	26.3	61	0
Buoniconti	3	42	14.0	26	0
Hall	3	24	8.0	14	0
Shonta	3	15	5.0	12	0
Hunt	1	78	78.0	78t	1
Stephens	1	22	22.0	22	0
Eisenhauer	1	0	0.0	0	0
Patriots	**29**	**645**	**22.2**	**98t**	**3**
Opponents	**29**	**353**	**12.2**	**62t**	**1**

PUNTING	NO	YDS	AVG	LG	BLK
Yewcic	75	2880	38.4	65	2
Patriots	**75**	**2880**	**38.4**	**65**	**2**
Opponents	**88**	**3515**	**39.9**	**68**	**1**

PUNT RETURNS	NO	YDS	AVG	LG	TD
Suci	25	233	9.3	22	0
Stephens	14	117	8.3	26	0
Garron	1	23	23.0	23	0
Patriots	**40**	**373**	**9.3**	**26**	**0**
Opponents	**25**	**325**	**13.0**	**61**	**0**

KICK RETURNS	NO	YDS	AVG	LG	TD
Garron	28	693	24.7	58	0
Suci	17	360	21.1	35	0
Crump	3	33	11.0	14	0
Watson	1	9	9.0	9	0
Yates	1	0	0.0	0	0
Patriots	**50**	**1095**	**21.9**	**58**	**0**
Opponents	**68**	**1587**	**23.3**	**47**	**0**

SACKS: Eisenhauer 9.0, Dee 7.0, Buoniconti 6.5, Rudolph 6.0, Antwine 4.0, Addison 2.5, Hall 2.0, Richardson 1.0, Team 8.0.

FIELD GOALS	1-19	20-29	30-39	40-49	50+
Cappelletti	2-3	3-4	12-16	5-14	0-1
Patriots	2-3	3-4	12-16	5-14	0-1
Opponents	**0-1**	**1-2**	**2-9**	**1-8**	**0-1**

Cappelletti: (47N,31G,44N) (35G,9N,36G) (46G,47G) (49N,18G) (45N,22G) (37G,32G) (24G,34G,42G,32G) (23B) (48N,40N,37N, 37G) (38N,36G,25G,37N,55N) (32G,40N, 43N) (41N,43G) (33G,38N,32G,44G) (14G).

OPPONENTS: (39N) (30N,31G) () (43N,38N, 52N) (36G,38N) () () (40N,42B) (46G) (12N,48N) (36N,27G,25N,45N) (37N) () (41N,37N, 49N).

EDITORS NOTE: Due to insufficient data, the starting line-ups from 1960-67 are incomplete.

1963 Coaching Staff: Fred Bruney, Defensive Backfield, Marion Campbell, Defensive Line, Art Spinney, Offensive Line.

AFL All-Stars (11): LB Tom Addison (3), DT Houston Antwine (1), LB Nick Buoniconti (1), WR/K Gino Cappelletti (2), DE Bob Dee (2), DE Larry Eisenhauer (2), RB Larry Garron (2), DB Ron Hall (1), G Charile Long (2), G Billy Neighbors (1), QB Babe Parilli (1).

PASSING	ATT	CMP	YARDS	CMP%	YDS/ATT	TD	TD%	INT	INT%	LG	SK/YDS	RATING
Parilli	337	153	2345	45.4	6.96	13	3.9	24	7.1	77t	--/--	52.1
Yewcic	70	29	444	41.4	6.34	4	5.7	5	7.1	57t	--/--	52.3
Crawford	2	2	27	100.0	13.5	0	0.0	0	0.0	15	--/--	118.8
Garron	1	0	0	0.0	0.0	0	0.0	0	0.0	0	--/--	39.6
Patriots	**410**	**184**	**2816**	**44.9**	**6.87**	**17**	**4.1**	**29**	**7.1**	**77t**	**66/626**	**52.5**
Opponents	**476**	**230**	**3253**	**48.3**	**6.83**	**21**	**4.4**	**29**	**6.1**	**74t**	**56/526**	**60.2**

1964 FINAL STATISTICS (10-3-1)

HEAD COACH: MIKE HOLOVAK • SECOND IN AFL EAST • HOME STADIUM: FENWAY PARK

Date	W/L	Score		Opp.	Att.
9/13	W	17-14	at	Oakland	21,126
9/20	W	33-28	at	San Diego	20,568
9/27	W	26-10	*	N.Y. Jets	22,716
10/04	W	39-10	at	Denver	15,485
10/09	L	17-26		San Diego	35,096
10/16	T	43-43		Oakland	23,279
10/23	W	24-7		Kansas City	27,400
10/31	L	14-35	at	N.Y. Jets	45,003
11/06	W	25-24		Houston	28,161
11/15	W	36-28	at	Buffalo	42,308
11/20	W	12-7		Denver	24,979
11/29	W	34-17	at	Houston	17,560
12/06	W	31-24	at	Kansas City	13,166
12/20	L	14-24		Buffalo	38,021

* Boston College Alumni Stadium

TEAM STATISTICS	PATS	OPP
TOTAL FIRST DOWNS	**226**	**243**
By Rushing	66	63
By Passing	144	165
By Penalty	16	15
TOTAL NET YARDS	**4527**	**4360**
Avg. per Game	323.4	311.4
Total Offensive Plays	856	933
Avg. per Play	5.1	4.7
NET YARDS RUSHING	**1361**	**1143**
Total Rushing Plays	381	356
Avg. per Rush	3.6	3.2
Avg. per Game	97.2	81.6
NET YARDS PASSING	**3166**	**3217**
Avg. per Game	226.1	229.8
Sacked/Yards Lost	29/301	47/428
Gross Yards Passing	3467	3645
Att./Completions	476/229	530/261
Completion Pct.	48.1	49.2
Had Intercepted	27	31
PUNTS/AVERAGE	**78/38.0**	**82/41.5**
PUNT RETURNS/AVG	**38/7.3**	**24/7.7**
PENALTIES/YARDS	**53/467**	**84/744**
FUMBLES/BALLS LOST	**23/12**	**33/16**
TOUCHDOWNS	**41**	**36**
Rushing	9	10
Passing	31	23
Returns	1	3

SCORE BY PERIODS	1	2	3	4	OT	TOTAL
Patriots	**61**	**84**	**98**	**122**	**-**	**365**
Opponents	**65**	**81**	**69**	**82**	**-**	**297**

SCORING	TD	Ru	Pa	Rt	PAT	FG	S	TP
Cappelletti	7	0	7	0	36/36	25/39	0	155
Garron	9	2	7	0			0	54
Graham	6	0	6	0			0	36
Colclough	5	0	5	0			0	34
Burton	5	3	2	0			0	30
Romeo	4	0	4	0			0	24
Garrett	2	2	0	0			0	12
Parilli	2	2	0	0			0	12
O'Hanley	1	0	0	1			0	6
Rudolph	0	0	0	0			1	2
Patriots	**41**	**9**	**31**	**1**	**36/36**	**25/39**	**1**	**365**
Opponents	**36**	**10**	**23**	**3**	**32/33**	**14/30**	**0**	**297**

2-Pt. Conversions: Cappelletti 1-1, Colclough 2-2, Parilli 0-2. Patriots 3-5, Opp.: 2-3.

RUSHING	NO	YDS	AVG	LG	TD
Garron	183	585	3.2	16	2
Burton	102	340	3.3	33	3
Garrett	56	259	4.6	58	2
Parilli	34	168	4.9	32	2
Cappelletti	1	7	7.0	7	0
Yewcic	5	2	0.4	2	0
Patriots	**381**	**1361**	**3.6**	**58**	**9**
Opponents	**356**	**1143**	**3.2**	**71**	**10**

RECEIVING	NO	YDS	AVG	LG	TD
Cappelletti	49	865	17.7	58t	7
Graham	45	720	16.0	80t	6
Garron	40	350	8.8	52t	7
Colclough	32	657	20.5	59t	5
Burton	27	306	11.3	59t	2
Romeo	26	445	17.1	38	4
Garrett	8	101	12.6	57	0
Snyder	1	12	12.0	12	0
Crawford	1	11	11.0	11	0
Patriots	**229**	**3467**	**15.1**	**80t**	**31**
Opponents	**261**	**3645**	**14.0**	**80t**	**23**

INTERCEPTIONS	NO	YDS	AVG	LG	TD
Hall	11	148	13.5	50	0
Webb	6	43	7.2	25	0
Buoniconti	5	75	15.0	26	0
O'Hanley	3	120	40.0	47	1
Felt	2	10	5.0	8	0
Addison	2	4	2.0	4	0
Shonta	1	21	21.0	21	0
Dukes	1	6	6.0	6	0
Patriots	**31**	**427**	**13.8**	**50**	**1**
Opponents	**27**	**485**	**18.0**	**70**	**1**

PUNTING	NO	YDS	AVG	LG	BLK
Yewcic	73	2787	38.7	63	1
Parilli	5	180	36.0	45	0
Patriots	**78**	**2967**	**38.0**	**63**	**1**
Opponents	**82**	**3401**	**41.5**	**67**	**1**

PUNT RETURNS	NO	YDS	AVG	LG	TD
Burton	11	78	7.1	19	0
Cloutier	20	136	6.8	40	0
Stephens	5	34	6.8	11	0
Garrett	2	28	14.0	28	0
Patriots	**38**	**276**	**7.3**	**40**	**0**
Opponents	**24**	**185**	**7.7**	**52**	**0**

KICK RETURNS	NO	YDS	AVG	LG	TD
Garrett	32	749	23.4	42	0
Garron	10	198	19.8	31	0
Burton	7	131	18.7	27	0
Dukes	2	33	16.5	17	0
Stephens	2	5	2.5	5	0
Cloutier	1	46	46.0	46	0
Romeo	1	5	5.0	5	0
Oakes	1	0	0.0	0	0
Watson	1	0	0.0	0	0
Yates	1	0	0.0	0	0
Patriots	**58**	**1167**	**20.1**	**46**	**0**
Opponents	**70**	**1637**	**23.4**	**93t**	**1**

SACKS: Eisenhauer 7.5, Antwine 5.5, Buoniconti 4.5, Dee 3.5, St. Jean 3.0, Hunt 2.5, Richardson 2.5, Rudolph 2.5, Dukes 2.0, O'Hanley 1.0, Shonta 1.0, Team 2.0.

FIELD GOALS	1-19	20-29	30-39	40-49	50+
Cappelletti	6-6	5-6	5-9	8-16	1-2
Patriots	**6-6**	**5-6**	**5-9**	**8-16**	**1-2**
Opponents	**5-6**	**0-2**	**5-8**	**4-13**	**0-1**

Cappelletti: (47N,46N,48G) (41G,57N, 45N, 26N,32G,37G,37G) (47G,26G, 49N,41G,42G, 44N) (11G,30G,16G, 47G,14G,17G) (48G) (41N,31N) (25G) (30N) (25G,33G,22G,41G) () (35N,51G) (35N,28G,15G,45N) (12G) (46N).

OPPONENTS: (47N,48N) (26N,30G,12G) (40G, 47N) (32G) (54N,16G,17G) (41G, 33N,37G, 9B,38G) (43G) () (46N,23N, 10G) (41G,33G, 35N) (46N,39N) (49N, 49G,41N) (42G) (12N).

EDITORS NOTE: Due to insufficient data, the starting line-ups from 1960-67 are incomplete.

1964 Coaching Staff: Art Spinney, Offensive Line, Carl Taseff, Defensive Backs, Chuck Weber, Defensive Line/ Backfield.

AFL All-Stars (9): LB Tom Addison (4), DT Houston Antwine (2), LB Nick Buoniconti (2), WR/K Gino Cappelletti (3), DE Bob Dee (3), DE Larry Eisenhauer (3), RB Larry Garron (3), C Jon Morris (1), QB Babe Parilli (2).

PASSING	ATT	CMP	YARDS	CMP%	YDS/ATT	TD	TD%	INT	INT%	LG	SK/YDS	RATING
Parilli	473	228	3465	48.2	7.33	31	6.6	27	5.7	80t	27/279	70.8
Garron	2	0	0	0.0	0.0	0	0.0	0	0.0	0	0/0	39.6
Yewcic	1	1	2	100.0	2.0	0	0.0	0	0.0	2	0/0	79.2
Cappelletti	0	0	0	0.0	0.0	0	0.0	0	0.0	0	1/11	--
Patriots	**476**	**229**	**3467**	**48.1**	**7.28**	**31**	**6.5**	**27**	**5.7**	**80t**	**29/301**	**70.6**
Opponents	**530**	**261**	**3645**	**49.2**	**6.88**	**23**	**4.3**	**31**	**5.8**	**80t**	**47/428**	**61.9**

1965 FINAL STATISTICS (4-8-2)

HEAD COACH: MIKE HOLOVAK • THIRD IN AFL EAST • HOME STADIUM: FENWAY PARK

Date	W/L	Score		Opp.	Att.
9/11	L	7-24	at	Buffalo	45,502
9/19	L	10-31	at	Houston	32,445
9/24	L	10-27		Denver	26,782
10/03	L	17-27	at	Kansas City	26,773
10/08	L	10-24		Oakland	24,824
10/17	T	13-13		San Diego	20,924
10/24	L	21-30	at	Oakland	20,858
10/31	W	22-6	at	San Diego	33,366
11/07	L	7-23		Buffalo	24,415
11/14	L	20-30		N.Y. Jets	18,589
11/21	T	10-10		Kansas City	13,056
11/28	W	27-23	at	N.Y. Jets	59,334
12/12	W	28-20	at	Denver	27,207
12/18	W	42-14		Houston	14,508

TEAM STATISTICS	PATS	OPP
TOTAL FIRST DOWNS	**214**	**232**
By Rushing	55	92
By Passing	130	127
By Penalty	29	13
TOTAL NET YARDS	**3624**	**4131**
Avg. per Game	258.9	295.1
Total Offensive Plays	883	886
Avg. per Play	4.1	4.7
NET YARDS RUSHING	**1117**	**1531**
Total Rushing Plays	373	425
Avg. per Rush	3.0	3.6
Avg. per Game	79.8	109.4
NET YARDS PASSING	**2507**	**2600**
Avg. per Game	179.1	185.7
Sacks/Yards Lost	37/347	30/291
Gross Yards Passing	2854	2891
Att./Completions	473/193	431/206
Completion Pct.	40.8	47.8
Had Intercepted	29	21
PUNTS/AVERAGE	**82/40.1**	**78/42.1**
PENALTIES/YARDS	**58/537**	**72/658**
FUMBLES/BALLS LOST	**24/12**	**24/9**
TOUCHDOWNS	**27**	**34**
Rushing	8	10
Passing	19	17
Returns	0	7

SCORE BY PERIODS	1	2	3	4	OT	TOTAL
Patriots	**39**	**98**	**46**	**61**	**-**	**244**
Opponents	**60**	**87**	**62**	**93**	**-**	**302**

SCORING	TD	Ru	Pa	Rt	PAT	FG	S	TP
Cappelletti	9	0	9	0	27/27	17/27	0	132
Nance	5	5	0	0			0	30
Burton	3	1	2	0			0	18
Colclough	3	0	3	0			0	18
Garrett	3	1	2	0			0	18
Romeo	2	0	2	0			0	12
Garron	2	1	1	0			0	12
Cunningham	0	0	0	0			1	2
Team	0	0	0	0			1	2
Patriots	**27**	**8**	**19**	**0**	**27/27**	**17/27**	**2**	**244**
Opponent	**34**	**10**	**17**	**7**	**28/28**	**22/40**	**0**	**302**

2-Pt. Conversions: Patriots 0-0; Opp. 2-6 (1-4 pass; 1-2 run)

RUSHING	NO	YDS	AVG	LG	TD
Nance	111	321	2.9	20	5
Garron	74	259	3.5	59	1
Parilli	50	200	4.0	17	0
Garrett	42	147	3.5	26	1
Burton	45	108	2.4	22	1
Bellino	24	49	2.0	10	0
Johnson	19	29	1.5	9	0
Wilson	8	4	0.5	17	0
Patriots	373	1117	3.0	59	8
Opponents	**425**	**1531**	**3.6**	**63t**	**10**

RECEIVING	NO	YDS	AVG	LG	TD
Colclough	40	677	16.9	41	3
Cappelletti	37	680	18.4	57t	9
Graham	25	316	12.6	33	0
Whalen	22	381	17.3	67	0
Garron	15	222	14.8	52	1
Romeo	15	203	13.5	36	2
Nance	12	83	6.9	22	0
Burton	10	127	12.7	73t	2
Garrett	7	49	7.0	15	2
Bellino	5	74	14.8	20	0
Johnson	4	29	7.3	23	0
Yewcic	1	13	13.0	13	0
Patriots	**193**	**2854**	**14.8**	**73t**	**19**
Opponents	**206**	**2891**	**14.0**	**85t**	**17**

INTERCEPTIONS	NO	YDS	AVG	LG	TD
Hall	3	35	11.7	29	0
Buoniconti	3	31	10.3	26	0
Shonta	2	46	23.0	27	0
Webb	2	45	22.5	45	0
Cunningham	2	16	8.0	10	0
Hennessey	2	14	7.0	14	0
Graves	2	0	0.0	0	0
Farmer	1	16	16.0	16	0
Addison	1	13	13.0	13	0
Dukes	1	10	10.0	10	0
O'Hanley	1	5	5.0	5	0
Antwine	1	2	2.0	2	0
Patriots	**21**	**233**	**11.1**	**45**	**0**
Opponents	**29**	**365**	**12.6**	**38t**	**4**

PUNTING	NO	YDS	AVG	LG	BLK
Yewcic	76	3094	40.7	70	2
Wilson	6	194	36.0	49	1
Patriots	**82**	**3288**	**40.1**	**70**	**3**
Opponents	**78**	**3281**	**42.1**	**64**	**0**

PUNT RETURNS	NO	FC	YDS	AVG	LG	TD
Burton	15	0	61	4.1	12	0
Cunningham	5	0	35	7.0	13	0
Hennessey	5	0	21	4.2	9	0
Garrett	1	0	19	19.0	19	0
Nance	1	0	16	16.0	16	0
Patriots	**27**	**0**	**152**	**5.6**	**19**	**0**
Opponents	**33**	**0**	**232**	**7.0**	**41**	**0**

KICK RETURNS	NO	YDS	AVG	LG	TD
Cunningham	17	374	22.0	45	0
Garrett	12	232	19.3	25	0
Burton	7	188	26.9	39	0
Bellino	7	138	19.7	26	0
Garron	5	141	28.2	36	0
Dukes	3	45	15.0	20	0
Nance	3	40	13.3	19	0
Johnson	2	29	14.5	16	0
Rudolph	1	4	4.0	4	0
Canale	2	0	0.0	0	0
Pyne	1	0	0.0	0	0
Patriots	**60**	**1191**	**19.9**	**45**	**0**
Opponents	**41**	**946**	**23.1**	**102t**	**1**

SACKS: Eisenhauer 9.5, Antwine 3.5, Hunt 3.0, Buoniconti 2.0, Pyne 2.0, St. Jean 2.0, Addison 1.0, Hall 1.0, Dukes 0.5, Long 0.5, Team 2.0.

FIELD GOALS	1-19	20-29	30-39	40-49	50+
Cappelletti	5/5	4/7	7/11	0/2	1/2
Patriots	**5/5**	**4/7**	**7/11**	**0/2**	**1/2**
Opponents	**11/11**	**3/5**	**5/14**	**3/8**	**0/2**

Cappelletti: (47N) (33G,38N,25B) (16G) (18G) (13G) (21G,26B,22G) () (36N,30G,33G) (29N) (35N,30G,30G,42N) (17G) (33G,53G) () (36N,20G,50N,10G,24G,31G).

OPPONENTS: (34N,36G,30B) (36N,36B,45G) (30G,18G) (14G,48G,43N,51N,36N) (47N,39N,38G,37N) (40G,42N,10G) (22G,34N,19G,9G) (49N,42N) (28G,16G,32G) (16G,19G,14G) (50N,32G,37N) (25N,14G, 13G,26G) (27B) ().

EDITORS NOTE: Due to insufficient data, the starting line-ups from 1960-67 are incomplete.

1965 Coaching Staff: Jesse Richardson, Defensive Line, Art Spinney, Offensive Line, Chuck Weber, Defensive Line/ Backfield.

AFL All-Stars (4): DT Houston Antwine (3), LB Nick Buoniconti (3), DE Bob Dee (4), C Jon Morris (2).

PASSING	ATT	CMP	YARDS	CMP%	YDS/ATT	TD	TD%	INT	INT%	LG	SK/YDS	RATING
Parilli	426	173	2597	40.6	6.10	18	4.2	26	6.1	73t	--/--	50.0
Wilson	46	20	257	43.5	5.59	1	2.2	3	6.5	30	--/--	41.7
Yewcic	1	0	0	0.0	0.00	0	0.0	0	0.0	0	--/--	39.6
Patriots	**473**	**193**	**2854**	**40.8**	**6.03**	**19**	**4.0**	**29**	**6.1**	**73t**	**37/347**	**49.1**
Opponents	**431**	**206**	**2891**	**47.8**	**6.71**	**17**	**3.9**	**21**	**4.9**	**85t**	**30/291**	**62.7**

1966 FINAL STATISTICS (8-4-2)

HEAD COACH: MIKE HOLOVAK • SECOND IN AFL EAST • HOME STADIUM: FENWAY PARK

Date	W/L	Score		Opp.	Att.
9/10	L	0-24	at	San Diego	29,539
9/18	W	24-10	at	Denver	25,337
9/25	L	24-43		Kansas City	22,641
10/02	T	24-24		N.Y. Jets	27,255
10/08	W	20-10	at	Buffalo	45,542
10/23	W	35-17		San Diego	32,371
10/30	W	24-21		Oakland	26,941
11/06	L	10-17		Denver	18,154
11/13	W	27-21		Houston	23,426
11/20	T	27-27	at	Kansas City	41,475
11/27	W	20-14	at	Miami	22.754
12/04	W	14-3		Buffalo	39,350
12/11	W	38-14	at	Houston	17,100
12/17	L	28-38	at	N.Y. Jets	58,921

TEAM STATISTICS	PATS	OPP
TOTAL FIRST DOWNS	**243**	**243**
By Rushing	100	68
By Passing	121	153
By Penalty	22	22
TOTAL NET YARDS	**4536**	**4491**
Avg. per Game	324.0	320.8
Total Offensive Plays	889	900
Avg. per Play	5.1	5.0
NET YARDS RUSHING	**1963**	**1135**
Total Rushing Plays	471	369
Avg. per Rush	4.2	3.1
Avg. per Game	140.2	81.1
NET YARDS PASSING	**2573**	**3356**
Avg. per Game	183.8	239.7
Sacked/Yards Lost	25/211	22/209
Gross Yards Passing	2784	3565
Att./Completions	393/186	509/247
Completion Pct.	47.3	48.5
Had Intercepted	21	22
PUNTS/AVERAGE	**76/36.5**	**86/38.5**
PENALTIES/YARDS	**64/601**	**76/757**
FUMBLES/BALLS LOST	**25/13**	**30/15**
TOUCHDOWNS	**38**	**36**
Rushing	17	7
Passing	20	26
Returns	1	3

SCORE BY PERIODS	1	2	3	4	OT	TOTAL
Patriots	**58**	**111**	**89**	**57**	**-**	**315**
Opponents	**64**	**58**	**61**	**100**	**-**	**283**

SCORING	TD	Ru	Pa	Rt	PAT	FG	S	TP
Cappelletti	6	0	6	0	35/36	16/32	0	119
Nance	11	11	0	0			0	66
Garron	9	4	5	0			0	54
Graham	4	0	4	0			0	24
Whalen	4	0	4	0			0	24
Cappadonna	1	1	0	0			0	8
Bellino	1	0	1	0			0	6
Hunt	1	0	0	1			0	6
Parilli	1	1	0	0			0	6
Romeo	0	0	0	0			0	2
Patriots	**38**	**17**	**20**	**1**	**35/36**	**16/32**	**0**	**315**
Opponents	**36**	**7**	**26**	**3**	**34/36**	**11/26**	**0**	**283**

2-Pt. Conversions: Cappadona 1-1, Romeo 1-1. Patriots 2-2; opp. 0-0.

RUSHING	NO	YDS	AVG	LG	TD
Nance	299	1458	4.9	65t	11
Garron	101	319	3.2	54	4
Cappadona	22	88	4.0	13	1
Parilli	28	42	1.5	17	1
Huarte	7	40	5.7	13	0
Garrett	13	21	1.6	5	0
Yewcic	1	-5	-5.0	-5	0
Patriots	**471**	**1963**	**4.2**	**65t**	**17**
Opponents	**369**	**1135**	**3.1**	**61**	**7**

RECEIVING	NO	YDS	AVG	LG	TD
Graham	51	673	13.2	42	4
Cappelletti	43	676	15.7	63t	6
Garron	30	416	13.9	61t	5
Whalen	29	502	17.3	45	4
Colclough	16	284	17.8	32	0
Nance	8	103	12.9	45	0
Bellino	6	77	12.8	25t	1
Romeo	2	46	23.0	29	0
Garrett	1	7	7.0	7	0
Patriots	**186**	**2784**	**15.0**	**63t**	**20**
Opponents	**247**	**3565**	**14.4**	**77t**	**26**

INTERCEPTIONS	NO	YDS	AVG	LG	TD
Hall	6	159	26.5	87	0
Hennessey	6	99	16.5	33	0
Buoniconti	4	43	10.8	41	0
Felt	2	35	17.5	32	0
Shonta	1	9	9.0	9	0
Fraser	1	3	3.0	3	0
Graves	1	0	0.0	0	0
Webb	1	0	0.0	0	0
Patriots	**22**	**348**	**15.8**	**87**	**0**
Opponents	**21**	**204**	**9.7**	**32t**	**2**

PUNTING	NO	YDS	AVG	LG	BLK
Fraser	55	2044	37.2	68	2
Yewcic	21	732	34.9	49	1
Patriots	**76**	**2776**	**36.5**	**68**	**3**
Opponents	**86**	**3312**	**38.5**	**60**	**1**

PUNT RETURNS	NO	FC	YDS	AVG	LG	TD
Hennessey	7	0	39	5.6	11	0
Johnson	7	0	37	5.3	12	0
Purvis	5	0	43	8.6	18	0
Bellino	4	0	19	4.8	13	0
Graves	1	0	5	5.0	5	0
Patriots	**24**	**0**	**143**	**6.0**	**18**	**0**
Opponents	**20**	**0**	**127**	**6.4**	**21**	**1**

KICK RETURNS	NO	YDS	AVG	LG	TD
Bellino	18	410	22.8	43	0
Cunningham	17	371	21.8	39	0
Purvis	8	185	23.1	34	0
Cappadonna	3	46	15.3	17	0
Garron	2	49	24.5	29	0
Johnson, B.	2	45	22.5	23	0
Singer	1	27	27.0	27	0
Mangum	1	8	8.0	8	0
Colclough	1	2	2.0	2	0
Johnson	1	2	2.0	2	0
Patriots	**54**	**1145**	**21.2**	**43**	**0**
Opponents	**46**	**988**	**21.5**	**62**	**0**

SACKS: Hunt 9.0, Eisenhauer 4.5, Dee 2.5, Addison 2.0, Farmer 2.0, Antwine 1.5, Fraser 1.5, Team 1.0.

FIELD GOALS	1-19	20-29	30-39	40-49	50+
Cappelletti	6/6	1/4	6/9	3/11	0/2
Patriots	**6/6**	**1/4**	**6/9**	**3/11**	**0/2**
Opponents	**6/6**	**1/5**	**2/7**	**2/7**	**0/1**

Cappelletti: (45N) (24N,44G,14G,32G) (30G) (51N,17G) (10G,47N,31G,50N) (47N) (14G,45N) (34B,33G,31N,20N) (28G,44G,29N) (31G,19G) (47B,32G,49G,42N) (42N,41B) (13G,35N) ( ).

OPPONENTS: (10G,40N) (18G) (11G) (48N,38N,30N,17G) (33N,36N,37G,27N) (25N,43G) (45N, 28N,52N) (36G,42N) (34N, 48N) (23G,40G,28N) () (11G) () (12G).

EDITORS NOTE: Due to insufficient data, the starting line-ups from 1960-67 are incomplete.

1966 Coaching Staff: Rommie Loudd, Linebackers, Jesse Richardson, Defensive Line, Art Spinney, Offensive Line, Chuck Weber, Defensive Line/Backfield.

AFL All-Stars (11): DT Houston Antwine (4), LB Nick Buoniconti (4), WR/K Gino Cappelletti (4), DE Larry Eisenhauer (4), DT Jim Lee Hunt (2), C Jon Morris (3), FB Jim Nance (1), T Tom Neville (1), QB Babe Parilli (3), DB Chuck Shonta (1), G Len St. Jean.

RESULTS

PASSING	ATT	CMP	YARDS	CMP%	YDS/ATT	TD	TD%	INT	INT%	LG	SK/YDS	RATING
Parilli	382	181	2721	47.4	7.12	20	5.2	20	5.2	63t	--/--	66.9
Huarte	11	5	63	45.5	5.73	0	0.0	1	9.0	17	--/--	25.9
Patriots	**393**	**186**	**2784**	**47.3**	**7.08**	**20**	**5.1**	**21**	**5.3**	**63t**	**25/211**	**65.7**
Opponents	**509**	**247**	**3565**	**48.5**	**7.00**	**26**	**5.1**	**22**	**4.3**	**77t**	**22/209**	**70.7**

1967 FINAL STATISTICS (3-10-1)

HEAD COACH: MIKE HOLOVAK • FIFTH IN AFL EAST • HOME STADIUM: FENWAY PARK

Date	W/L	Score		Opp.	Att.
9/03	L	21-26	at	Denver	35,488
9/09	L	14-28	at	San Diego	39,227
9/17	L	7-35	at	Oakland	26,289
9/24	W	23-0	at	Buffalo	45,748
10/08	T	31-31	at	San Diego	23,620
10/15	W	41-10		Miami	23,955
10/22	L	14-48		Oakland	25,057
10/29	L	23-30	at	N.Y. Jets	62,784
11/05	W	18-7		Houston	19,422
11/12	L	10-33		Kansas City	23,010
11/19	L	24-29		N.Y. Jets	26,790
11/26	L	6-27	at	Houston	28,044
12/09	L	16-44		Buffalo	20,627
12/17	L	32-41	at	Miami	25,969

TEAM STATISTICS	PATS	OPP
TOTAL FIRST DOWNS	**219**	**219**
By Rushing	80	61
By Passing	120	138
By Penalty	19	20
TOTAL NET YARDS	**4027**	**4206**
Avg. per Game	287.6	300.4
Total Offensive Plays	870	871
Avg. per Play	4.6	4.8
NET YARDS RUSHING	**1604**	**1350**
Total Rushing Plays	391	417
Avg. per Rush	4.1	3.2
Avg. per Game	114.6	96.4
NET YARDS PASSING	**2423**	**2856**
Avg. per Game	173.1	204.0
Sacked/Yards Lost	45/361	31/267
Gross Yards Passing	2784	3123
Att./Completions	434/191	423/211
Completion Pct.	44.0	49.9
Had Intercepted	32	17
PUNTS/AVERAGE	**65/40.5**	**73/41.9**
PENALTIES/YARDS	**59/520**	**70/722**
FUMBLES/BALLS LOST	**37/22**	**26/15**
TOUCHDOWNS	**33**	**48**
Rushing	10	12
Passing	20	28
Returns	3	8

SCORE BY PERIODS	1	2	3	4	OT	TOTAL
Patriots	**74**	**81**	**60**	**65**	**-**	**280**
Opponents	**76**	**139**	**66**	**108**	**-**	**389**

SCORING	TD	Ru	Pa	Rt	PAT	FG	S	TP
Cappelletti	3	0	3	0	29/30	16/31	0	95
Nance	8	7	1	0			0	48
Garron	5	0	5	0			0	30
Whalen	5	0	5	0			0	30
Graham	4	0	4	0			0	24
Trull	3	3	0	0			0	18
Cappadona	1	0	1	0			0	6
Charles	1	0	0	1			0	6
Cunningham	1	0	0	1			0	6
Garrett	1	0	0	1			0	6
Leo	1	0	1	0			0	6
Buoniconti	0	0	0	0			1	2
Hunt	0	0	0	0			1	2
Canale	0	0	0	0	1/1	0/0	0	1
Patriots	**33**	**10**	**20**	**3**	**30/31**	**16/31**	**2**	**280**
Opponent	**48**	**12**	**28**	**8**	**44/46**	**19/31**	**0**	**389**

2-Pt. Conversions: Patriots 0-2, Opp. 0-2.

RUSHING	NO	YDS	AVG	LG	TD
Nance	269	1216	4.5	53	7
Garron	46	163	3.5	20	0
Cappadona	28	100	3.6	11	0
Parilli	14	61	4.4	18	0
Trull	19	35	1.8	10	3
Bellino	6	15	2.5	10	0
Leo	1	7	7.0	7	0
Garrett	5	7	1.4	8	0
Huarte	2	5	2.5	4	0
Graham	1	-5	-5.0	-5	0
Patriots	**391**	**1604**	**4.1**	**53**	**10**
Opponents	**417**	**1350**	**3.2**	**67**	**12**

RECEIVING	NO	YDS	AVG	LG	TD
Graham	41	606	14.8	79t	4
Whalen	39	651	16.7	41t	5
Cappelletti	35	397	11.3	35	3
Garron	30	507	16.9	66	5
Nance	22	196	8.9	36	1
Colclough	14	263	18.8	52	0
Cappadona	6	104	17.3	42	1
Leo	1	25	25.0	25t	1
Nichols	1	19	19.0	19	0
Garrett	1	12	12.0	12	0
Romeo	1	4	4.0	4	0
Patriots	**191**	**2784**	**14.6**	**79t**	**20**
Opponents	**211**	**3123**	**10.1**	**75t**	**28**

INTERCEPTIONS	NO	YDS	AVG	LG	TD
Webb	4	91	22.8	41	0
Buoniconti	4	7	1.8	7	0
Shonta	3	57	19.0	28	0
Mitchell	3	9	3.0	9	0
Cunningham, J.	1	54	54.0	54	0
Charles	1	35	35.0	35t	0
Hall	1	4	4.0	4	0
Patriots	**17**	**257**	**15.1**	**54t**	**2**
Opponents	**32**	**640**	**20.0**	**68t**	**7**

PUNTING	NO	YDS	AVG	LG	BLK
Swanson	65	2632	40.5	62	0
Patriots	**65**	**2632**	**40.5**	**62**	**0**
Opponents	**73**	**3062**	**41.9**	**60**	**1**

PUNT RETURNS	NO	FC	YDS	AVG	LG	TD
Bellino	15	8	129	8.6	18	0
Cunningham, J.	17	5	105	6.2	44	0
Johnson	6	1	124	20.7	52	0
Leo	5	0	54	10.8	43	0
Patriots	**43**	**14**	**412**	**9.6**	**52**	**0**
Opponents	**31**	**12**	**252**	**8.1**	**39**	**0**

KICK RETURNS	NO	YDS	AVG	LG	TD
Cunningham	30	627	20.9	41	0
Bellino	18	357	19.8	32	0
Leo	11	232	21.1	31	0
Garrett	4	73	18.3	20	0
Garron	3	73	24.3	26	0
Cappadona	3	26	14.5	20	0
Singer	2	29	14.5	20	0
Ilg	1	10	10.0	10	0
Johnson	1	9	9.0	9	0
Patriots	**73**	**1436**	**19.7**	**41**	**0**
Opponents	**45**	**946**	**21.0**	**51**	**0**

SACKS: Antwine 6.0, Eisenhauer 6.0, Hunt 5.0, Dee 2.5, Buoniconti 1.0, Ilg 1.0, Satcher 1.0, Shonta 1.0, Philpott 0.5, Team 2.0.

FIELD GOALS	1-19	20-29	30-39	40-49	50+
Cappelletti	4/6	3/4	3/6	6/11	0/4
Patriots	**4/6**	**3/4**	**3/6**	**6/11**	**0/4**
Opponents	**7/8**	**6/7**	**4/6**	**2/9**	**0/1**

Cappelletti: () (38N) () (33G,23G,49N, 20N,44N,44N,45G) (37N,51N,41G) (36N,17B) () (14G,42G,33G) (50N,40G,13B,12G,18G) (47N,24G) (14G) (40G,50N, 51N,30G) (40N) (41G,20G).

OPPONENTS: (20G,9G) (45N,50N,42N) ( ) (49N,20N,39N) (32G,49N) (34G,35N) (12G,24G) (41N,14G,21G,26G,15N) () (33G,36G) (40G,49N) (44G,47N,23G) (12G,11G,23G) (13G,13G).

EDITORS NOTE: Due to insufficient data, the starting line-ups from 1960-67 are incomplete.

1967 Coaching Staff: Rommie Loudd, Linebackers, Jesse Richardson, Defensive Line, Art Spinney, Offensive Line, Chuck Weber, Defensive Line/Backfield.

AFL All-Stars (7): DT Houston Antwine (5), LB Nick Buoniconti (5), RB Larry Garron (4), DT Jim Lee Hunt (3), C Jon Morris (4), FB Jim Nance (2), T Don Oakes (1).

RESULTS

PASSING	ATT	CMP	YARDS	CMP%	YDS/ATT	TD	TD%	INT	INT%	LG	SK/YDS	RATING
Parilli	344	161	2317	46.8	6.74	19	5.5	24	7.0	79t	29/250	58.5
Trull	81	27	442	33.3	5.46	1	1.2	7	8.6	52	11/75	20.7
Huarte	9	3	25	33.3	2.78	0	0.0	1	11.1	15	5/36	2.8
Patriots	**434**	**191**	**2784**	**44.0**	**6.41**	**20**	**4.6**	**32**	**7.4**	**79t**	**45/361**	**50.1**
Opponents	**423**	**211**	**3123**	**49.9**	**7.38**	**28**	**6.6**	**17**	**4.0**	**75t**	**31/267**	**79.7**

1968 FINAL STATISTICS (4-10)

HEAD COACH: MIKE HOLOVAK • FOURTH IN AFL EAST • HOME STADIUM: FENWAY PARK

Date	W/L	Score		Opp.	Att.
9/08	W	16-7	at	Buffalo	38,865
9/22	L	31-47		*N.Y. Jets	29,192
9/29	W	20-17	at	Denver	37,024
10/06	L	10-41	at	Oakland	44,253
10/13	L	0-16		Houston	32,502
10/20	W	23-6		Buffalo	21,082
10/27	L	14-48	at	N.Y. Jets	62,351
11/03	L	14-35		Denver	18,304
11/10	L	17-27		San Diego	19,278
11/17	L	17-31	at	Kansas City	48,271
11/24	L	10-34		Miami	18,305
12/01	W	33-14		Cincinnati	17,796
12/08	L	7-38	at	Miami	24,242
12/15	L	17-45	at	Houston	34,198

* at Birmingham, Ala.

TEAM STATISTICS	PATS	OPP
TOTAL FIRST DOWNS	**181**	**237**
By Rushing	69	86
By Passing	94	123
By Penalty	18	28
TOTAL NET YARDS	**3127**	**4415**
Avg. per Game	223.4	315.4
Total Offensive Plays	868	922
Avg. per Play	3.6	4.8
NET YARDS RUSHING	**1362**	**1825**
Total Rushing Plays	421	479
Avg. per Rush	3.2	3.8
Avg. per Game	97.3	130.4
NET YARDS PASSING	**1765**	**2590**
Avg. per Game	126.1	185.0
Sacked/Yards Lost	38/356	27/236
Gross Yards Passing	2121	2826
Att./Completions	409/160	416/200
Completion Pct.	39.1	48.1
Had Intercepted	33	23
PUNTS/AVERAGE	**96/39.9**	**81/40.5**
PENALTIES/YARDS	**67/682**	**70/874**
FUMBLES/BALLS LOST	**28/20**	**37/17**
TOUCHDOWNS	**26**	**49**
Rushing	8	22
Passing	16	20
Returns	2	7

SCORE BY PERIODS	1	2	3	4	OT	TOTAL
Patriots	**45**	**57**	**65**	**62**	**-**	**229**
Opponents	**83**	**111**	**89**	**123**	**-**	**406**

SCORING	TD	Ru	Pa	Rt	PAT	FG	S	TP
Cappelletti	2	0	2	0	26/26	15/27	0	83
Whalen	7	0	7	0			0	42
Marsh	4	0	4	0			0	24
Nance	4	4	0	0			0	24
Gamble	2	1	1	0			0	12
Thomas	2	2	0	0			0	12
Garron	1	1	0	0			0	6
Graham	1	0	1	0			0	6
Philpott	1	0	0	1			0	6
Scarpitto	1	0	1	0			0	6
Witt	1	0	0	1			0	6
Satcher	0	0	0	0			1	2
Patriots	**26**	**8**	**16**	**2**	**26/26**	**15/27**	**1**	**229**
Opponents	**49**	**22**	**20**	**7**	**49/49**	**21/31**	**0**	**406**

2-Pt. Conversions: Patriots 0-0, Opp. 0-0.

RUSHING	NO	YDS	AVG	LG	TD
Nance	177	593	3.4	30t	4
Gamble	78	311	4.0	40t	1
Thomas	88	215	2.4	25	2
Garron	36	97	2.7	18	1
Sherman	25	80	3.2	17	0
Taliaferro	8	51	6.4	21	0
Marsh	4	8	2.0	11	0
Johnson	2	6	3.0	6	0
Cappelletti	1	2	2.0	2	0
Whalen	1	0	0.0	0	0
Corcoran	1	-1	-1.0	-1	0
Patriots	**421**	**1362**	**3.2**	**40t**	**8**
Opponents	**479**	**1825**	**3.8**	**55t**	**22**

RECEIVING	NO	YDS	AVG	LG	TD
Whalen	47	718	15.3	87t	7
Marsh	19	331	17.4	70t	4
Murphy	18	268	14.9	26	0
Graham	16	242	15.1	34	1
Nance	14	51	3.6	13	0
Cappelletti	13	182	14.0	30	2
Gamble	11	55	5.0	16	1
Thomas	10	85	8.5	32	0
Colclough	8	136	17.0	44	0
Scarpitto	2	49	24.5	33t	1
Garron	1	4	4.0	4	0
Canale	1	0	0.0	0	0
Patriots	**160**	**2121**	**13.3**	**87t**	**16**
Opponents	**200**	**2826**	**14.1**	**90t**	**20**

INTERCEPTIONS	NO	YDS	AVG	LG	TD
Mitchell	7	41	5.9	20	0
Philpott	4	31	7.8	17	0
Buoniconti	3	22	7.3	14	0
Johnson	2	33	16.5	19	0
McMahon	2	27	13.5	27	0
Charles	1	29	29.0	29	0
Cheyunski	1	21	21.0	21	0
Johnson	1	11	11.0	11	0
Witt	1	4	4.0	4t	1
Satcher	1	1	1.0	1	0
Patriots	**23**	**220**	**9.6**	**29**	**1**
Opponents	**33**	**510**	**15.5**	**94t**	**3**

PUNTING	NO	YDS	AVG	LG	BLK
Swanson	62	2449	39.5	57	2
Scarpitto	34	1382	40.6	87	2
Patriots	**96**	**3831**	**39.9**	**87**	**4**
Opponents	**81**	**3280**	**40.5**	**65**	**0**

PUNT RETURNS	NO	FC	YDS	AVG	LG	TD
Porter	22	5	135	6.1	24	0
Johnson, B.	10	8	34	3.4	9	0
Leo	2	0	12	6.0	8	0
Graham	2	3	11	5.5	6	0
Johnson, D.	1	3	5	5.0	5	0
Patriots	**37**	**19**	**197**	**5.3**	**24**	**0**
Opponents	**59**	**13**	**502**	**8.5**	**76t**	**1**

KICK RETURNS	NO	YDS	AVG	LG	TD
Porter	36	812	22.6	61	0
Johnson, B.	22	442	20.1	36	0
Marsh	4	74	18.5	27	0
Johnson, D.	3	63	21.0	26	0
Long	2	20	10.0	11	0
Thomas	1	22	22.0	22	0
Graham	1	9	9.0	9	0
Cheyunski	1	0	0.0	0	0
Gamble	1	0	0.0	0	0
Patriots	**71**	**1442**	**20.3**	**61**	**0**
Opponents	**40**	**901**	**22.5**	**63**	**0**

SACKS: Antwine 7.5, Philpott 4.0, Byrd 3.5, Buoniconti 3.0, Witt 3.0, Hunt 1.5, Cheyunski 1.0, Toner 1.0, Eisenhauer 0.5, Team 2.0.

FIELD GOALS	1-19	20-29	30-39	40-49	50+
Cappelletti	4/4	6/7	4/6	1/8	0/2
Patriots	**4/4**	**6/7**	**4/6**	**1/8**	**0/2**
Opponents	**7/8**	**7/8**	**4/5**	**3/8**	**0/2**

Cappelletti: (10G,28G,30G) (31G) (50N,22G,42N,7G) (24G) (49N) (39G,50N,20G,49N,16G) () () (25N,45N,35G) (29G,34B, 45N,35N) (15G,49N) (27G,42B) () (42G).

OPPONENTS: (42N,47B) (30G,27G,27G,48G) (27G,43N,24N) (19G,33G) (44G,40B,13B,15G,25G) (16G,11G) (12G, 23G) () (32G,33G) (40G,50N) (17G,22G) () (33N,25G) (54N,42N,16G).

STARTERS:

OFFENSE: WR Art Graham (6), Jim Colclough (4), Bill Murphy (4); LT Tom Funchess (12), Don Oakes (2); LG Justin Canale (13), Tom Funchess (1); C Jon Morris (14), RG Lennie St. Jean (13), Carl Singer (1); RT Tom Neville (13), D. Oakes (1); TE Jim Whalen (13), Bobby Nichols (1); WR Aaron Marsh (12), Gino Cappelletti (2); QB Mike Taliaferro (8), Tom Sherman (5), Jim Corcoran (1); RB R.C. Gamble (5), Jim Nance (5), Gene Thomas (3), Bill Murphy (1); FB J. Nance (7), R.C. Gamble (3), Larry Garron (2), G. Thomas (2).

DEFENSE: LE Dennis Byrd (10), Jim Lee Hunt (4); LT J.L. Hunt (10), D. Byrd (4); RE Larry Eisenhauer (8), Mel Witt (6); RT Houston Antwine (14); LLB Ed Philpott (14); MLB Nick Buoniconti (9), Jim Cheyunski (4), Ray Ilg (1); RLB Doug Satcher (13), Ed Koontz (1); LCB Leroy Mitchell (13), Daryl Johnson (1); RCB D. Johnson (10), John Charles (1), Bill Johnson (1), Art McMahon (1), L. Mitchell (1); SS J. Charles (6), Don Webb (4), B. Johnson (3), A. McMahon (1); FS D. Webb (5), J. Charles (4), A. McMahon (3), B. Johnson (1), D. Johnson (1).

1968 Coaching Staff: Claude Gibson, Defensive Backfield, Jesse Richardson, Defensive Line, Art Spinney, Offensive Line, Tom Yewcic Offensive Backfield.

AFL All-Stars (5): DT Houston Antwine (6), WR/K Gino Cappelletti (5), CB Leroy Mitchell (1), C Jon Morris (5), T Tom Neville (2).

PASSING	ATT	CMP	YARDS	CMP%	YDS/ATT	TD	TD%	INT	INT%	LG	SK/YDS	RATING
Sherman	226	90	1199	39.8	5.31	12	5.3	16	7.1	87t	19/190	45.6
Taliaferro	176	67	889	38.1	5.05	4	2.3	15	8.5	70t	18/156	26.9
Corcoran	7	3	33	42.9	4.71	0	0.0	2	28.6	14	1/10	17.9
Patriots	**409**	**160**	**2121**	**39.1**	**5.19**	**16**	**3.9**	**33**	**8.1**	**87t**	**38/356**	**35.7**
Opponents	**416**	**200**	**2826**	**48.1**	**6.79**	**20**	**4.8**	**23**	**5.5**	**90t**	**27/236**	**63.4**

1969 FINAL STATISTICS (4-10)

HEAD COACH: CLIVE RUSH • TIED THIRD IN AFL EAST • HOME STADIUM: ALUMNI STADIUM (BOSTON COLLEGE)

Date	W/L	Score		Opp.	Att.
9/14	L	7-35	at	Denver	43,679
9/21	L	0-31		Kansas City	22,002
9/28	L	23-38		Oakland	19,069
10/05	L	14-23		N.Y. Jets	25,584
10/11	L	16-23	at	Buffalo	46,201
10/19	L	10-13		San Diego	18,346
10/26	L	17-23	at	N.Y. Jets	62,298
11/02	W	24-0		Houston	19,006
11/09	L	16-17		Miami	19,821
11/16	W	25-14	at	Cincinnati	27,927
11/23	W	35-21		Buffalo	25,584
11/30	W	38-23	at	Miami*	32,121
12/07	L	18-28	at	San Diego	33,146
12/14	L	23-27	at	Houston	39,215

*Tampa, Fla.

TEAM STATISTICS	PATS	OPP
TOTAL FIRST DOWNS	**166**	**278**
By Rushing	64	142
By Passing	87	115
By Penalty	15	21
TOTAL NET YARDS	**3419**	**4810**
Avg. per Game	244.2	343.6
Total Offensive Plays	729	898
Avg. per Play	4.7	5.4
NET YARDS RUSHING	**1489**	**2359**
Total Rushing Plays	367	528
Avg. per Rush	4.1	4.5
Avg. per Game	106.4	168.5
NET YARDS PASSING	**1930**	**2451**
Avg. per Game	138.6	175.1
Sacked/Yards Lost	24/261	22/159
Gross Yards Passing	2191	2619
Att./Completions	338/162	348/203
Completion Pct.	47.9	58.3
Had Intercepted	18	20
PUNTS/AVERAGE	**70/41.5**	**55/38.6**
PENALTIES/YARDS	**77/837**	**69/810**
FUMBLES/BALLS LOST	**15/10**	**33/14**
TOUCHDOWNS	**32**	**38**
Rushing	11	18
Passing	19	18
Returns	2	2

SCORE BY PERIODS	1	2	3	4	OT	TOTAL
Patriots	**88**	**63**	**24**	**91**	**-**	**266**
Opponents	**78**	**82**	**92**	**64**	**-**	**316**

SCORING	TD	Ru	Pa	Rt	PAT	FG	S	TP
Cappelletti	0	0	0	0	26/27	14/34	0	68
Frazier	7	0	7	0			0	42
Garrett	7	5	2	0			0	42
Nance	6	6	0	0			0	36
Sellers	6	0	6	0			0	36
Rademacher	3	0	3	0			0	18
Johnson	1	0	0	1			1	8
Charles	1	0	0	1			0	6
Whalen	1	0	1	0			0	6
Jones	0	0	0	0			1	2
Hammond	0	0	0	0			0	2
Patriots	**32**	**11**	**19**	**2**	**26/27**	**14/34**	**2**	**266**
Opponents	**38**	**18**	**18**	**2**	**37/38**	**17/28**	**0**	**316**

2-Pt. Conversions: Hammond 1-1, Janik 0-1, Taliaferro 0-1, Patriots 1-3, Opp. 0-0.

RUSHING	NO	YDS	AVG	LG	TD
Nance	193	750	3.9	43	6
Garrett	137	691	5.0	80t	5
Gamble	16	35	2.2	9	0
Blanks	7	30	4.3	12	0
Frazier	2	-1	-0.5	9	0
Taliaferro	12	-16	-1.3	2	0
Patriots	**367**	**1489**	**4.1**	**80t**	**11**
Opponents	**528**	**2359**	**4.5**	**72**	**18**

RECEIVING	NO	YDS	AVG	LG	TD
Garrett	29	267	9.2	34	2
Nance	29	168	5.8	27	0
Sellers	27	705	26.1	77	6
Frazier	19	306	16.1	50t	7
Rademacher	17	217	12.8	40	3
Whalen	16	235	14.7	47	1
Marsh	8	108	13.5	21	0
Gamble	7	74	10.6	20	0
Brown	6	69	11.5	15	0
Blanks	2	16	8.0	13	0
Cappelletti	1	21	21.0	21	0
Richardson	1	5	5.0	5	0
Patriots	**162**	**2191**	**13.5**	**77**	**19**
Opponents	**203**	**2610**	**12.9**	**76t**	**18**

INTERCEPTIONS	NO	YDS	AVG	LG	TD
Carwell	4	114	28.5	38	0
Charles	4	46	11.5	25t	1
Philpott	4	37	9.2	16	0
Webb	2	32	16.0	32	0
Johnson	2	23	11.5	23	0
Cheyunski	1	37	37.0	37	0
Bramlett	1	26	26.0	26	0
Janik	1	8	8.0	8	0
Schottenheimer	1	3	3.0	3	0
Patriots	**20**	**326**	**16.3**	**38**	**1**
Opponents	**18**	**225**	**12.5**	**37**	**1**

PUNTING	NO	YDS	AVG	LG	BLK
Janik	70	2903	41.5	56	0
Patriots	**70**	**2903**	**41.5**	**56**	**0**
Opponents	**55**	**2123**	**38.6**	**56**	**0**

PUNT RETURNS	NO	FC	YDS	AVG	LG	TD
Garrett	12	0	159	13.3	45	0
Carwell	5	0	43	8.6	13	0
Blanks	5	2	10	2.0	12	0
Janik	1	0	0	0.0	0	0
Gamble	0	1	0	0.0	0	0
Gladieux	0	3	0	0.0	0	0
Patriots	**23**	**6**	**212**	**9.2**	**45**	**0**
Opponents	**19**	**21**	**114**	**6.0**	**64**	**0**

KICK RETURNS	NO	YDS	AVG	LG	TD
Garrett	28	792	28.3	63	0
Marsh	6	136	22.7	41	0
Blanks	6	131	21.8	25	0
Scott	6	43	7.2	14	0
Gladieux	4	61	15.3	20	0
Carwell	1	28	28.0	28	0
Gamble	1	23	23.0	23	0
Berger	1	20	20.0	20	0
Schottenheimer	1	13	13.0	13	0
Patriots	**54**	**1247**	**23.1**	**63**	**0**
Opponents	**56**	**1068**	**19.1**	**47**	**0**

SACKS: Antwine 5.0, Hunt 3.5, Eisenhauer 3.0, Berger 2.0, Cheynunski 1.5, Carwell 1.0, Henke 1.0, Jacobs 1.0, Philpott 1.0, Witt 1.0, Team 2.0.

FIELD GOALS	1-19	20-29	30-39	40-49	50+
Cappelletti	6/7	1/4	6/12	1/9	0/2
Patriots	**6/7**	**1/4**	**6/12**	**1/9**	**0/2**
Opponents	**8/8**	**7/9**	**2/8**	**0/2**	**0/1**

Cappelletti: (23N) (47N) (50N,16G) () (47N,32G,29N) (46N,18N,32G) (39G,49N) (30N,30G,41N) (22N,50N,17G) (11G,36G,43N,45N,43G,38N,33N) (49N,30N) (37N, 13G) (34N,34G) (10G,19G,27G).

OPPONENTS: (35N) (16G) (25G,27N) (34N,16G,24G,13G) (24G,22G,22G) (12G,28G,28N) (38G,37N,32G,13G) (35N) (17G,41N,31N) (55N) () (22G) () (30N,48N,13G,19G).

STARTERS:

OFFENSE: WR Charley Frazier (11), Bill Rademacher (3); LT Tom Funchess (14); LG Mike Montler (11), Charlie Long (3); C Jon Morris (14); RG Lennie St. Jean; RT Tom Neville (14); TE Jim Whalen (11), Barry Brown (2), C. Frazier (1); WR Ron Sellers (9), Aaron Marsh (4), B. Rademacher (1); QB Mike Taliaferro (14); RB Carl Garrett (5), Jim Nance (5), R.C. Gamble (4); FB J. Nance (9), C. Garrett (1), R.C. Gamble (1).

DEFENSE: LE Karl Henke (7), Ray Jacobs (5), John Cagle (1), Mel Witt (1); LT Jim Lee Hunt (14); RE Larry Eisenhauer (13), Ron Berger (1); RE Houston Antwine (14); LLB Ed Phillpott (14); MLB Jim Cheyunski (14); John Bramlett (12), Marty Schottenheimer (1), J.R. William (1); LCB Larry Carwell (13), John Outlaw (1); RCB Daryl Johnson (14); SS John Charles (11), Don Webb (2), Tom Janik (1); FS D. Webb (12), J. Charles (2).

1969 Coaching Staff: Bruce Beatty, Offensive Line, Bill Elias, Defensive Backfield, John Mazur, Offensive Backfield, John Meyer, Linebackers, Jesse Richardson, Defensive Line, Jerry Stoltz, Receivers.

AFL All-Stars (5): RB Carl Garrett (1), DT Jim Lee Hunt (4), C Jon Morris (6), WR Ron Sellers (1), QB Mike Taliaferro (1), S Don Webb (1).

PASSING	ATT	CMP	YARDS	CMP%	YDS/ATT	TD	TD%	INT	INT%	LG	SK/YDS	RATING
Taliaferro	331	160	2160	48.3	6.53	19	5.7	18	5.4	77	24/261	66.0
Hammond	6	2	31	33.3	5.17	0	0.0	0	0.0	18	0/0	51.4
Garrett	1	0	0	0.0	0.0	0	0.0	0	0.0	0	0/0	39.6
Patriots	**338**	**162**	**2191**	**47.9**	**6.48**	**19**	**5.6**	**18**	**5.3**	**77**	**24/261**	**65.6**
Opponents	**348**	**203**	**2610**	**58.3**	**7.50**	**18**	**5.2**	**20**	**5.7**	**76t**	**22/159**	**75.2**

1970 FINAL STATISTICS (2-12)

HEAD COACH: CLIVE RUSH (1-6), JOHN MAZUR (1-6) • FIFTH IN AFC EAST • HOME STADIUM: HARVARD STADIUM

Date	W/L	Score		Opp.	Att.
9/20	W	27-14		Miami	32,607
9/27	L	21-31		N.Y. Jets	36,040
10/04	L	6-14		Baltimore	38,235
10/11	L	10-23	at	Kansas City	50,698
10/18	L	0-16		N.Y. Giants	39,091
10/25	L	3-27	at	Baltimore	60,240
11/01	L	10-45		Buffalo	31,148
11/08	L	0-31	at	St. Louis	46,466
11/15	L	14-16		San Diego	30,597
11/22	L	3-17	at	N.Y. Jets	61,822
11/29	W	14-10	at	Buffalo	31,427
12/06	L	20-37	at	Miami	51,032
12/13	L	14-35		Minnesota	37,819
12/20	L	7-45	at	Cincinnati	60,157

TEAM STATISTICS	PATS	OPP
TOTAL FIRST DOWNS	**184**	**242**
By Rushing	63	115
By Passing	98	105
By Penalty	23	22
TOTAL NET YARDS	**2626**	**4261**
Avg. per Game	187.6	304.4
Total Offensive Plays	768	865
Avg. per Play	3.4	4.9
NET YARDS RUSHING	**1040**	**2074**
Total Rushing Plays	334	503
Avg. per Rush	3.1	4.1
Avg. per Game	74.3	148.1
NET YARDS PASSING	**1586**	**2187**
Avg. per Game	113.3	156.2
Sacks/Yards Lost	42/389	28/243
Gross Yards Passing	1975	2430
Att./Completions	392/176	334/177
Completion Pct.	44.9	53.0
Had Intercepted	28	8
PUNTS/AVERAGE	**86/39.1**	**63/43.8**
PENALTIES/YARDS	**88/849**	**101/1096**
FUMBLES/BALLS LOST	**18/13**	**33/17**
TOUCHDOWNS	**18**	**44**
Rushing	11	20
Passing	7	19
Returns	0	5

SCORE BY PERIODS	1	2	3	4	OT	TOTAL
Patriots	**13**	**50**	**41**	**45**	**0**	**149**
Opponents	**92**	**131**	**55**	**83**	**0**	**361**

SCORING	TD	Ru	Pa	Rt	PAT	FG	S	TP
Nance	7	7	0	0			0	42
Cappelletti	0	0	0	0	12/13	6/15	0	30
Garrett	4	4	0	0			0	24
Sellers	4	0	4	0			0	24
Turner	2	0	2	0			0	12
Gogolak	0	0	0	0	5/5	2/7	0	11
Knief	1	0	1	0			0	6
Patriots	**18**	**11**	**7**	**0**	**17/18**	**8/22**	**0**	**149**
Opponents	**44**	**20**	**19**	**5**	**44/44**	**17/28**	**1**	**361**

RUSHING	NO	YDS	AVG	LG	TD
Nance	145	522	3.6	21	7
Garrett	88	272	3.1	26	4
Lawson	56	99	1.8	15	0
Kapp	20	71	3.6	14	0
Blanks	13	44	3.4	12	0
Ray	5	13	2.6	4	0
Taliaferro	3	11	3.7	6	0
Gladieux	4	8	2.0	8	0
Patriots	**334**	**1040**	**3.1**	**26**	**11**
Opponents	**503**	**2074**	**4.1**	**56t**	**20**

RECEIVING	NO	YDS	AVG	LG	TD
Sellers	38	550	14.5	48	4
Turner	28	428	15.3	43	2
Garrett	26	216	8.3	29	0
Nance	26	148	5.7	16	0
Brown	15	145	9.7	22	0
Beer	11	150	13.6	25	0
Lawson	11	113	10.3	19	0
Frazier	9	86	9.6	16	0
Blanks	5	49	9.8	18	0
Rademacher	4	51	12.8	16	0
Knief	3	39	13.0	22t	1
Patriots	**176**	**1975**	**11.2**	**48**	**7**
Opponents	**177**	**2430**	**13.7**	**60t**	**19**

INTERCEPTIONS	NO	YDS	AVG	LG	TD
Johnson	2	51	25.5	42	0
McMahon	1	72	72.0	72	0
Philpott	1	23	23.0	23	0
Scott	1	18	18.0	18	0
Bramlett	1	16	16.0	16	0
Webb	1	2	2.0	2	0
Williamson	1	2	2.0	2	0
Patriots	**8**	**184**	**23.0**	**72**	**0**
Opponents	**28**	**302**	**10.8**	**59t**	**2**

PUNTING	NO	YDS	AVG	LG	BLK
Janik	86	3364	39.1	57	1
Patriots	**86**	**3364**	**39.1**	**57**	**1**
Opponents	**63**	**2758**	**43.8**	**67**	**0**

PUNT RETURNS	NO	FC	YDS	AVG	LG	TD
Garrett	17	0	168	9.9	62	0
Blanks	9	4	83	9.2	22	0
Carwell	3	0	48	16.0	45	0
Johnson	2	3	6	3.0	6	0
Lawson	1	1	0	0.0	0	0
Gladieux	0	1	0	0.0	0	0
Patriots	**32**	**9**	**305**	**9.5**	**62**	**0**
Opponents	**42**	**16**	**303**	**7.2**	**54**	**0**

SACKS: Berger 9.0, Antwine 6.0, Lassiter 3.5, Hunt 2.5, Bramlett 2.0, Cheynunski 1.5, Johnson 1.0, Philpott 0.5, Team 2.0. Patriots 28.0, Opponent 42.0.

AFL All-Star (1): C Jon Morris (7).

KICK RETURNS	NO	YDS	AVG	LG	TD
Lawson	25	546	21.8	52	0
Garrett	24	511	21.3	30	0
Blanks	7	152	21.7	29	0
Carwell	1	30	30.0	30	0
Whittingham	1	24	24.0	24	0
Schottenheimer	1	8	8.0	8	0
Beer	1	4	4.0	4	0
Beverly	1	0	0.0	0	0
Brown	1	0	0.0	0	0
Patriots	**62**	**1275**	**20.6**	**56**	**0**
Opponents	**41**	**841**	**20.5**	**96t**	**2**

FIELD GOALS	1-19	20-29	30-39	40-49	50+
Cappelletti	2/3	3/4	0/2	1/5	0/1
Gogolak	1/1	0/0	1/2	0/3	0/1
Patriots	**3/4**	**3/4**	**1/4**	**1/8**	**0/2**
Opponents	**4/4**	**4/7**	**5/6**	**4/8**	**0/3**

Cappelletti: (41G,50N,22G) (40N) (44N, 13G,23B,47N,25G) (25G) (14N) () () () () (35N,9G) () (49B,39B) () ().

Gogolak: () () () () () (15G,40N,47N) (34N,32G) (48B) () (50N) () () () ().

OPPONENTS: (22N) (25G) (35N) (42G,44G,50N,24G) (14G,18G,50N,22G) (12G,48G) (20G,47N) (43G) (45N,25N,23N) (37G,50N,43N) (37G) (15G,39G,30G) (40N) (37G).

STARTERS:

OFFENSE: WR Bake Turner (13), Charley Frazier (1); LT Tom Funchess (7), Mike Montler (7); LG Gary Bugenhagen (6), M. Montler (5), T. Funchess (3); C Jon Morris (14); RG Lennie St. Jean (14); RT Tom Neville (13), Rex Mirich (1); TE Barry Brown (10), Tom Beer (4); WR Ron Sellers (13), Bill Rademacher (1); QB Joe Kapp (10), Mike Taliaferro (4); RB Carl Garrett (8), Jim Nance (5), Odell Lawson (1); FB J. Nance (8), C. Garrett (4), O. Lawson (1), Eddie Ray (1).

DEFENSE: LE Mel Witt (6), Ike Lassiter (5), Dennis Wirgowski (2), T. Funchess (1); LT Jim Lee Hunt (13), R. Mirich (1); RT Ron Berger (12), D. Wirgowski (2); RE Houston Antwine (14); LLB Ed Phillpott (12), Mike Ballou (2); MLB Jim Cheyunski (11), Marty Schottenheimer (3); RLB John Bramlett (11), M. Ballou (2), M. Schottenheimer (1); LCB Larry Carwell (8), Randy Beverly (3), Clarence Scott (2), Art McMahon (1); RCB Daryl Johnson (12), L. Carwell (1), C. Scott (1); SS C. Scott (10), Don Webb (2), A. McMahon (1), D. Johnson (1); FS D. Webb (12), D. Johnson (1), C. Scott (1).

1970 Coaching Staff: Bruce Beatty, Offensive Line, Bill Elias, Defensive Backfield, John Mazur, Offensive Backfield, John Meyer, Linebackers, Jerry Richardson, Defensive Line, Jerry Stoltz, Receivers.

PASSING	ATT	CMP	YARDS	CMP%	YDS/ATT	TD	TD%	INT	INT%	LG	SK/YDS	RATING
Kapp	219	98	1104	44.7	5.04	3	1.4	17	7.8	48	27/231	32.6
Taliaferro	173	78	871	45.1	5.03	4	2.3	11	6.4	45	15/158	41.8
Patriots	**392**	**176**	**1975**	**44.9**	**5.04**	**7**	**1.8**	**28**	**7.1**	**48**	**42/389**	**36.7**
Opponents	**334**	**177**	**2430**	**53.0**	**7.28**	**19**	**5.7**	**8**	**2.4**	**60t**	**28/243**	**85.5**

1971 FINAL STATISTICS (6-8)

HEAD COACH: JOHN MAZUR • TIED THIRD IN AFC EAST • HOME STADIUM: SCHAEFER STADIUM

Date	W/L	Score		Opp.	Att.
9/19	W	20-6		Oakland	55,405
9/26	L	7-34		Detroit	61,054
10/03	L	3-23		Baltimore	61,232
10/10	W	20-0		N.Y. Jets	61,357
10/17	L	3-41	at	Miami	58,822
10/24	L	21-44	at	Dallas	65,708
10/31	L	10-27	at	San Francisco	45,092
11/07	W	28-20		Houston	53,155
11/14	W	38-33		Buffalo	57,446
11/21	L	7-27	at	Cleveland	65,238
11/28	L	20-27	at	Buffalo	27,166
12/05	W	34-13		Miami	61,457
12/12	L	6-13	at	N.Y. Jets	63,175
12/19	W	21-17	at	Baltimore	57,942

TEAM STATISTICS	PATS	OPP
TOTAL FIRST DOWNS	**190**	**237**
By Rushing	85	106
By Passing	94	111
By Penalty	11	20
Third Down: Made/Att.	72/198	81/208
Third Down: Eff.	36.3	38.9
TOTAL NET YARDS	**3556**	**4072**
Avg. per Game	254.0	290.9
Total Offensive Plays	786	856
Avg. per Play	4.5	4.8
NET YARDS RUSHING	**1669**	**1918**
Total Rushing Plays	419	481
Avg. per Rush	4.0	4.0
Avg. per Game	119.2	137.0
NET YARDS PASSING	**1887**	**2154**
Avg. per Game	134.8	153.9
Sacked/Yards Lost	36/319	25/249
Gross Yards Passing	2206	2403
Att./Completions	330/159	350/170
Completion Pct.	48.2	48.6
Had Intercepted	16	15
PUNTS/AVERAGE	**87/37.3**	**66/38.8**
PENALTIES/YARDS	**67/657**	**60/559**
FUMBLES/BALLS LOST	**26/16**	**35/14**
TOUCHDOWNS	**29**	**35**
Rushing	7	14
Passing	19	16
Returns	3	5

SCORE BY PERIODS	1	2	3	4	OT	TOTAL
Patriots	**41**	**64**	**69**	**64**	**0**	**238**
Opponents	**82**	**105**	**54**	**84**	**0**	**325**

SCORING	TD	Ru	Pa	Rt	PAT	FG	S	TP
Gogolak	0	0	0	0	28/28	12/21	0	64
Vataha	9	0	9	0			0	54
Nance	5	5	0	0			0	30
Beer	3	0	3	0			0	18
Sellers	3	0	3	0			0	18
Moss	2	0	1	1			0	12
Garrett	2	1	1	0			0	12
Bryant	1	0	1	0			0	6
Maitland	1	1	0	0			0	6
Carwell	1	0	0	1			0	6
Crabtree	1	0	1	0			0	6
Outlaw	1	0	0	1			0	6
Team	0	0	0	0	0/1		0	0
Patriots	**29**	**7**	**19**	**3**	**28/29**	**12/21**	**0**	**238**
Opponents	**35**	**14**	**16**	**5**	**34/35**	**27/36**	**0**	**325**

RUSHING	NO	YDS	AVG	LG	TD
Garrett	181	784	4.3	38	1
Nance	129	463	3.6	50t	5
Plunkett	45	210	4.7	16	0
Gladieux	37	175	4.7	31	0
Maitland	13	25	1.9	6	1
Lawson	8	8	1.0	6	0
Bryant	4	1	0.3	1	0
Crabtree	2	11	5.5	18	0
Neville	0	-8	-	-8	0
Patriots	**419**	**1669**	**4.0**	**50t**	**7**
Opponents	**481**	**1918**	**4.0**	**56t**	**14**

RECEIVING	NO	YDS	AVG	LG	TD
Vataha	51	872	17.1	88t	9
Garrett	22	265	12.0	80t	1
Nance	18	95	5.3	12	0
Sellers	14	222	15.9	49	3
Bryant	14	212	15.1	48	1
Beer	12	191	15.9	31t	3
Moss	9	124	13.8	20t	1
Crabtree	9	120	13.3	31t	1
Gladieux	6	60	10.0	25	0
Rucker	2	24	12.0	19	0
Sykes	1	15	15.0	15	0
Maitland	1	6	6.0	6	0
Patriots	**159**	**2206**	**13.9**	**88t**	**19**
Opponents	**170**	**2403**	**14.1**	**74t**	**16**

INTERCEPTIONS	NO	YDS	AVG	LG	TD
Carwell	5	72	14.4	53t	1
Kiner	4	25	6.3	14	0
Outlaw	3	89	29.7	60t	1
Beverly	2	19	9.5	19	0
Cheyunski	1	24	24.0	24	0
Patriots	**15**	**229**	**15.3**	**60t**	**2**
Opponents	**16**	**157**	**9.8**	**25t**	**1**

PUNTING	NO	YDS	AVG	LG	BLK
Janik	87	3249	37.3	58	0
Patriots	**87**	**3249**	**37.3**	**58**	**0**
Opponents	**66**	**2564**	**38.8**	**64**	**1**

PUNT RETURNS	NO	FC	YDS	AVG	LG	TD
Bryant	10	1	24	2.4	16	0
Garrett	8	2	124	15.5	50	0
Harris	5	1	19	3.8	9	0
Gladieux	4	8	0	0.0	0	0
Gardin	4	5	14	3.5	5	0
Patriots	**31**	**17**	**181**	**5.8**	**50**	**0**
Opponents	**36**	**31**	**279**	**7.8**	**68t**	**1**

KICK RETURNS	NO	YDS	AVG	LG	TD
Garrett	24	538	22.4	37	0
Gardin	14	321	22.9	34	0
Bryant	10	252	25.2	45	0
Gladieux	6	85	14.2	20	0
Lawson	2	47	23.5	25	0
Rucker	2	45	22.5	21	0
Maitland	2	40	20.0	21	0
Mallory	1	19	19.0	19	0
Hagen	1	7	7.0	7	0
Janik	1	0	0.0	0	0
Webb	1	0	0.0	0	0
Patriots	**64**	**1354**	**21.2**	**45**	**0**
Opponents	**49**	**1427**	**29.1**	**94t**	**1**

SACKS: Kiner 6.5, Adams 5.0, Lassiter 4.0, Berger 3.0, May 2.5, Weisacosky 2.0, Philpott 1.0, Rowe 1.0, Weisaeosky 1.0. Patriots 26.0, Opponents 36.0.

FIELD GOALS	1-19	20-29	30-39	40-49	50+
Gogolak	1/1	1/3	6/7	3/7	1/3
Patriots	**1/1**	**1/3**	**6/7**	**3/7**	**1/3**
Opponents	**8/9**	**4/5**	**5/6**	**9/14**	**1/2**

Gogolak: (46G,22G) () (34G,46B,46N) (36N,53N) (51G) () (51N,48N,32G) (25N) (38G) (20B) (40G,17G) (37G,35G) (34G,47G) (47B).

OPPONENTS: (21N) (23G,27G) (42G,41G,50G) () (34G,46N,42G) (16G,17G,45N,12G) (35G,41G,40N) (25G,41G,37N) (17G,48G,17G,12G) (34G,15N,31G) (51N,48G,41G) (26G,30G) (16G,42N,42G) (12G,40N).

STARTERS:

OFFENSE: WR Randy Vataha (13), Alfred Sykes (1); LT Mike Montler (14); LG Halvor Hagen (14); C Jon Morris (13), Bill Lenkaitis (1); RG Lennie St. Jean (13), B. Lenkaitis (1); RT Tom Neville (14); TE Tom Beer (8), Roland Moss (6); WR Ron Sellers (8), Eric Crabtree (4), Hubie Bryant (2); QB Jim Plunkett (14); RB Carl Garrett (14); FB Jim Nance (13), Odell Lawson (1).

DEFENSE: LE Ike Lassiter (12), Art May (2); LT Dave Rowe (9), Ron Berger (5); RE Dennis Wirgowski (8), A. May (5), R. Berger (1); RT Julius Adams (11), Houston Antwine (3); LLB Ed Weisacosky (10), Ed Phillpott (4); MLB Jim Cheyunski (14); RLB Steve Kiner (14); LCB Larry Carwell (11), Randy Beverly (2), Perry Pruett (1); RCB John Outlaw (13), Rickie Harris (1); SS R. Harris (6), Clarence Scott (4), Don Webb (4); FS D. Webb (8), R. Harris (3), Tom Janik (2), J. Outlaw (1).

1971 Coaching Staff: Bruce Beatty, Offensive Line, Dick Evans, Defensive Line, Tom Fletcher, Defensive Backfield, John Meyer, Linebackers, Sam Rutigliano, Off. Backs/Receivers, Jerry Stoltz, Receivers.

Pro Bowl (0)

PASSING	ATT	CMP	YARDS	CMP%	YDS/ATT	TD	TD%	INT	INT%	LG	SK/YDS	RATING
Plunkett	328	158	2158	48.2	6.58	19	5.8	16	4.9	88t	36/319	68.6
Gladieux	2	1	48	50.0	24.0	0	0.0	0	0.0	48	0/0	95.8
Patriots	330	159	2206	48.2	6.68	19	5.8	16	4.8	88t	36/319	69.1
Opponents	**350**	**170**	**2403**	**48.6**	**6.87**	**16**	**4.6**	**15**	**4.3**	**74t**	**25/249**	**68.5**

1972 FINAL STATISTICS (3-11)

HEAD COACH: JOHN MAZUR (2-7), PHIL BENGSTON (1-4) • FIFTH IN AFC EAST • HOME STADIUM: SCHAEFER STADIUM

Date	W/L	Score		Opp.	Att.
9/17	L	7-31		Cincinnati	60,999
9/24	W	21-20		Atlanta	60,999
10/01	W	24-23		Washington	60,999
10/08	L	14-38	at	Buffalo	41,749
10/15	L	13-41		N.Y. Jets	60,999
10/22	L	3-33	at	Pittsburgh	46,081
10/29	L	10-34	at	N.Y. Jets	62,867
11/06	L	17-24		Baltimore	60,999
11/12	L	0-52	at	Miami	80,010
11/19	L	24-27		Buffalo	60,999
11/26	L	0-31	at	Baltimore	54,907
12/03	L	21-37		Miami	60,999
12/10	W	17-10	at	New Orleans	64,889
12/17	L	21-45	at	Denver	51,656

TEAM STATISTICS	PATS	OPP
TOTAL FIRST DOWNS	**236**	**288**
By Rushing	89	143
By Passing	126	124
By Penalty	24	21
Third Down: Md/Att.	66/188	96/192
Third Down: Eff.	35.1	50.0
TOTAL NET YARDS	**3647**	**5248**
Avg. per Game	260.5	374.9
Total Offensive Plays	840	888
Avg. per Play	4.3	5.9
NET YARDS RUSHING	**1532**	**2717**
Total Rushing Plays	386	548
Avg. per Rush	4.0	5.0
Avg. per Game	109.4	194.1
NET YARDS PASSING	**2127**	**2522**
Avg. per Game	151.9	180.1
Sacked/Yards Lost	44/452	15/101
Gross Yards Passing	2579	2623
Att./Completions	412/198	325/174
Completion Pct.	48.1	53.5
Had Intercepted	28	10
PUNTS/AVERAGE	**75/38.1**	**48/40.4**
PENALTIES/YARDS	**66/761**	**88/862**
FUMBLES/BALLS LOST	**26/10**	**22/12**
TOUCHDOWNS	**24**	**54**
Rushing	13	27
Passing	10	24
Returns	1	3

SCORE BY PERIODS	1	2	3	4	OT	TOTAL
Patriots	**20**	**55**	**44**	**73**	**0**	**192**
Opponents	**66**	**165**	**117**	**98**	**0**	**446**

SCORING	TD	Ru	Pa	Rt	PAT	FG	S	TP
Garrett	5	5	0	0			0	30
Gogolak	0	0	0	0	9/9	6/8	0	27
Ashton	4	3	1	0			0	24
Walker	0	0	0	0	15/15	2/8	0	21
Dowling	3	3	0	0			0	18
Rucker	3	0	3	0			0	18
T. Reynolds	2	0	2	0			0	12
Tarver	2	1	1	0			0	12
Vataha	2	0	2	0			0	12
Carwell	1	0	0	1			0	6
Plunkett	1	1	0	0			0	6
Windsor	1	0	1	0			0	6
Patriots	**24**	**13**	**10**	**1**	**24/24**	**8/16**	**0**	**192**
Opponents	**54**	**27**	**24**	**3**	**54/54**	**22/36**	**1**	**446**

RUSHING	NO	YDS	AVG	LG	TD
Ashton	128	546	4.3	35	3
Garrett	131	488	3.7	41t	5
Plunkett	36	230	6.4	21	1
Tarver	42	132	3.1	18	1
Gladieux	24	56	2.3	11	0
Maitland	13	33	2.5	6	0
Dowling	7	35	5.0	11	3
Rucker	3	5	1.7	8	0
Studstill	1	11	11.0	11	0
Windsor	1	-4	-4.0	-4	0
Patriots	**386**	**1532**	**4.0**	**41t**	**13**
Opponents	**548**	**2717**	**5.0**	**47**	**27**

RECEIVING	NO	YDS	AVG	LG	TD
Rucker	44	681	15.5	62	3
Windsor	33	383	11.6	24	1
Garrett	30	410	13.7	43	0
Vataha	25	369	14.8	44	2
Ashton	22	207	9.4	24	1
Gladieux	19	192	10.1	31	0
Tarver	11	112	10.2	22	1
T. Reynolds	8	152	19.0	36t	2
Maitland	4	33	8.3	9	0
Beer	2	40	20.0	21	0
Patriots	**198**	**2579**	**13.0**	**62**	**10**
Opponents	**174**	**2623**	**15.1**	**62**	**24**

INTERCEPTIONS	NO	YDS	AVG	LG	TD
Jackson	4	133	33.3	55	0
Harris	3	45	15.0	32	0
Hoey	1	25	25.0	25	0
Blanchard	1	20	20.0	20	0
Carwell	1	0	0.0	0	0
Patriots	**10**	**223**	**22.3**	**55**	**0**
Opponents	**28**	**490**	**17.5**	**61**	**2**

PUNTING	NO	YDS	AVG	LG	BLK
Studstill	75	2859	38.1	57	1
Patriots	**75**	**2859**	**38.1**	**57**	**1**
Opponents	**48**	**1937**	**40.4**	**60**	**0**

PUNT RETURNS	NO	FC	YDS	AVG	LG	TD
Garrett	6	0	36	6.0	27	0
Carwell	5	1	2	0.4	4	0
Harris	4	3	5	1.3	5	0
Gladieux	2	4	-6	-3.0	-6	0
Patriots	**17**	**8**	**37**	**2.2**	**27**	**0**
Opponents	**34**	**24**	**366**	**10.8**	**59**	**1**

KICK RETURNS	NO	YDS	AVG	LG	TD
Garrett	16	410	25.6	49	0
Ashton	15	309	20.6	31	0
Hoey	9	210	23.3	30	0
Rucker	8	227	28.4	43	0
Matthews	3	74	24.7	29	0
Maitland	3	48	16.0	19	0
Beer	1	15	15.0	15	0
Patriots	**55**	**1293**	**23.5**	**49**	**0**
Opponents	**32**	**784**	**24.5**	**73**	**0**

SACKS: Adams 4.0, Rowe 2.5, Harris 2.0, Wirgowski 2.0, Hagen 1.0, Weisacosky 1.0, White 1.0, Cash 1.0, Team 0.5. Patriots 15.0, Opponents 44.0.

FIELD GOALS	1-19	20-29	30-39	40-49	50+
Walker	0/0	0/0	2/4	0/3	0/1
Gogolak	1/1	2/3	2/2	1/1	0/1
Patriots	**1/1**	**2/3**	**4/6**	**1/4**	**0/2**
Opponents	**6/8**	**3/4**	**10/13**	**3/8**	**0/3**

Gogolak: () () (23G,42N) () (36G,25G,50B) (16G) (20G) (36G) () () () () ().

Walker: () () () () () () () () (48B) (39N,36G) (48B) (40N,51N) (30N,36G) ().

OPPONENTS: (38G,51B) (38G,21G,32B, 10N) (27N,50N) (11G) (37G,37G) (19G, 22G, 35G,33G,32N) (21G,39N,31G) (9G,52N,18N) (16G,49N,48B) (44G,45G) (40G,45N) (36G,10G,18G) (40N,30G,45N) (35G).

STARTERS:

OFFENSE: WR Randy Vataha (14); LT Bob Reynolds (10), Mike Montler (4); LG M. Montler (10), Bill Lenkaitis (3), Sam Adams (1); C Jon Morris (13), B. Lenkaitis (1); RG Lennie St. Jean (14); RT Tommy Neville (14); TE Bob Windsor (14); WR Reggie Rucker (14); QB Jim Plunkett (14); RB Carl Garrett (5), Josh Ashton (4), Bob Gladieux (3), John Tarver (2); FB J. Ashton (8), B. Gladieux (3), C. Garrett (2), John Tarver (1).

DEFENSE: LE Julius Adams (6), Jim White (6), Ron Berger (2); LT Dave Rowe (9), J. Adams (5); RE Dennis Wirgowski (13), R. Berger (1); RT Rick Cash (13), D. Wirgowski (1); LLB Ed Weisacosky (13), Dick Blanchard (1); MLB Jim Cheyunski (11), Ralph Cindrich (3); RLB Ron Acks (13), Roin Kadziel (1); LCB Larry Carwell (14); RCB John Outlaw (5), Ron Bolton (4), George Hoey (3), Honor Jackson (2); SS H. Jackson (6), Clarence Scott (6), Rickie Harris (1), G. Hoey (1); FS R. Harris (10), G. Hoey (2), H. Jackson (2).

1972 Coaching Staff: Bruce Beatty, Offensive Line, Dick Evans, Defensive Line, Tom Fletcher, Defensive Backfield, John Meyer, Linebackers, Burnie Miller, Special Teams, Sam Rutigliano, Off. Backs/Receivers, Jerry Stoltz, Receivers.

Pro Bowl (0)

PASSING	ATT	CMP	YARDS	CMP%	YDS/ATT	TD	TD%	INT	INT%	LG	SK/YDS	RATING
Plunkett	355	169	2196	47.6	6.19	8	2.3	25	7.0	62	39/385	45.7
Dowling	54	29	383	53.7	7.09	2	3.7	1	1.9	42	4/63	81.0
Garrett	1	0	0	0.0	0.0	0	0.0	1	100.0	0	1/4	0.0
Gladieux	1	0	0	0.0	0.0	0	0.0	1	100.0	0	0/0	0.0
Studstill	1	0	0	0.0	0.0	0	0.0	0	0.0	0	0/0	39.6
Patriots	**412**	**198**	**2579**	**48.1**	**6.26**	**10**	**2.4**	**28**	**6.8**	**62**	**44/452**	**48.0**
Opponents	**326**	**175**	**2634**	**53.7**	**8.08**	**23**	**7.1**	**10**	**3.1**	**62**	**15/101**	**91.2**

1973 FINAL STATISTICS (5-9)

HEAD COACH: CHUCK FAIRBANKS • THIRD IN AFC EAST • HOME STADIUM: SCHAEFER STADIUM

Date	W/L	Score		Opp.	Att.
9/16	L	13-31		Buffalo	56,114
9/23	L	7-10		Kansas City	57,918
9/30	L	23-44	at	Miami	80,047
10/07	W	24-16		Baltimore	57,044
10/14	L	7-9		N.Y. Jets	58,659
10/21	W	13-10	at	Chicago	55,701
10/28	L	14-30		Miami	61,279
11/04	L	23-24	at	Philadelphia	65,070
11/11	L	13-33	at	N.Y. Jets	60,737
11/18	W	33-24		Green Bay	61,279
11/25	W	32-0	at	Houston	27,344
12/02	W	30-14		San Diego	58,150
12/09	L	13-37	at	Buffalo	75,841
12/16	L	13-18	at	Baltimore	52,065

TEAM STATISTICS	PATS	OPP
TOTAL FIRST DOWNS	**237**	**215**
By Rushing	97	142
By Passing	122	67
By Penalty	18	6
Third Down: Md/Att.	73/192	69/185
Third Down: Eff.	38.0	37.3
TOTAL NET YARDS	**3843**	**4188**
Avg. per Game	274.5	299.1
Total Offensive Plays	871	832
Avg. per Play	4.4	5.0
NET YARDS RUSHING	**1612**	**2850**
Total Rushing Plays	454	560
Avg. per Rush	3.6	5.1
Avg. per Game	115.1	203.6
NET YARDS PASSING	**2231**	**1338**
Avg. per Game	159.4	95.6
Sacked/Yards Lost	37/350	32/262
Gross Yards Passing	2581	1600
Att./Completions	380/195	240/134
Completion Pct.	51.3	55.8
Had Intercepted	17	13
PUNTS/AVERAGE	**61/37.7**	**62/40.5**
PENALTIES/YARDS	**50/550**	**77/693**
FUMBLES/BALLS LOST	**51/25**	**27/18**
TOUCHDOWNS	**31**	**32**
Rushing	15	16
Passing	13	11
Returns	3	5

SCORE BY PERIODS	1	2	3	4	OT	TOTAL
Patriots	**48**	**69**	**74**	**67**	**0**	**258**
Opponents	**57**	**86**	**77**	**80**	**0**	**300**

SCORING	TD	Ru	Pa	Rt	PAT	FG	S	TP
White	0	0	0	0	21/25	14/25	0	63
Plunkett	5	5	0	0			0	30
Cunningham	5	4	1	0			0	30
Herron	4	2	1	1			0	24
Tarver	4	4	0	0			0	24
Windsor	4	0	4	0			0	24
Rucker	3	0	3	0			0	18
Vataha	3	0	2	1			0	18
Stingley	2	0	2	0			0	12
Bell	0	0	0	0	4/5	1/4	0	7
Foster	1	0	0	1			0	6
Kiner	0	0	0	0			1	2
Team	0	0	0	0	0/1	0	0	0
Patriots	**31**	**15**	**13**	**3**	**25/31**	**15/29**	**1**	**258**
Opponents	**32**	**16**	**11**	**5**	**30/32**	**26/32**	**0**	**300**

RUSHING	NO	YDS	AVG	LG	TD
Cunningham	155	516	3.3	25	4
Tarver	72	321	4.5	28	4
Ashton	93	305	3.3	34	0
Plunkett	44	209	4.8	20	5
Herron	61	200	3.3	17	2
Stingley	6	64	10.7	19	0
McCall	10	15	1.5	14	0
B. Adams	2	7	3.5	4	0
Gipson	5	-1	-0.2	4	0
Rucker	2	-1	-0.5	0	0
Welch	1	-2	-2.0	-2	0
Windsor	1	-6	-6.0	-6	0
Vataha	2	-15	-7.5	-11	0
Patriots	**454**	**1612**	**3.6**	**34**	**15**
Opponents	**560**	**2850**	**5.1**	**80t**	**16**

RECEIVING	NO	YDS	AVG	LG	TD
Rucker	53	743	14.0	64	3
Windsor	23	348	15.1	36	4
Stingley	23	339	14.7	25	2
Vataha	20	341	17.1	48	2
Herron	18	265	14.7	29	1
Cunningham	15	144	9.6	34t	1
B. Adams	14	197	14.1	30	0
Ashton	11	113	10.3	51	0
Tarver	9	51	5.7	13	0
Welch	6	22	3.7	8	0
McCall	3	18	6.0	14	0
Patriots	**195**	**2581**	**13.2**	**64**	**13**
Opponents	**134**	**1600**	**11.9**	**50**	**11**

INTERCEPTIONS	NO	YDS	AVG	LG	TD
Bolton	6	65	10.8	56	0
Durko	3	26	8.7	16	0
Anderson	2	3	1.5	3	0
Acks	1	11	11.0	11	0
Jackson	1	0	0.0	0	0
Patriots	**13**	**105**	**8.1**	**56**	**0**
Opponents	**17**	**285**	**16.8**	**47t**	**1**

PUNTING	NO	YDS	AVG	LG	BLK
Barnes	55	2134	38.8	53	0
White	6	163	27.1	51	0
Patriots	**61**	**2297**	**37.7**	**53**	**0**
Opponents	**62**	**2509**	**40.5**	**58**	**1**

PUNT RETURNS	NO	FC	YDS	AVG	LG	TD
Herron	27	8	282	10.4	54	0
Stingley	3	2	21	7.0	16	0
Durko	3	2	21	7.0	15	0
Patriots	**33**	**12**	**324**	**9.8**	**54**	**0**
Opponents	**29**	**23**	**154**	**5.3**	**27**	**0**

KICK RETURNS	NO	YDS	AVG	LG	TD
Herron	41	1092	26.6	92t	1
Stingley	6	143	23.8	29	0
Rucker	5	103	20.6	43	0
McCall	2	17	8.5	17	0
Tarver	1	17	17.0	17	0
Windsor	1	0	0.0	0	0
Hannah	1	0	0.0	0	0
Patriots	**57**	**1372**	**24.1**	**92t**	**1**
Opponents	**40**	**963**	**24.1**	**90t**	**1**

SACKS: Adams 8.0, Hamilton 5.5, Moore 4.0, Cash 3.0, Rowe 2.5, Acks 1.5, Forster 1.0, Kiner 1.0, Lunsford 1.0, Smith 1.0, Bolton 0.5, Chandler 0.5, King 0.5, Tanner 0.5, Team 2.0. Patriots 32.0, Opponents 37.0.

FIELD GOALS	1-19	20-29	30-39	40-49	50+
White	6/8	2/3	3/5	3/7	0/2
Bell	0/0	0/0	1/3	0/0	0/1
Patriots	**6/8**	**2/3**	**4/8**	**3/7**	**0/3**
Opponents	**3/3**	**6/7**	**12/14**	**5/8**	**0/0**

Bell: (53N) (30N) (33B,36G).

White: (40G,18B) (34N) (32G,11G,43N) () (49N,33G,43N,18N,47B) () (19G,21G,26G,18G) (48G,26N,51N,36G,46G) (11G) (14G,12G) (52N,36N).

OPPONENTS: (44N,48G) (33G,33N,39B) (40G,36G,40G) (38G,27G,38G) (40G,39G,22G) (30G) (25G,38G,23G) (12G) (44G,22G,28G,39G) (33G,20N) (43B) (47B) (34G,34G,19G) (16G,32G).

STARTERS:

OFFENSE: WR Reggie Rucker (8), Darryl Stingley (6); LT Sam Adams (5), Leon Gray (5), Bob Reynolds (4); LG John Hannah (14); C Bill Lenkaitis (12); Jon Morris (2); RG Lennie St. Jean (14); RT Tom Neville (9), L. Gray (3), S. Adams (2); TE Bob Windsor (9), Bob Adams (5); WR R. Rucker (6), D. Stingley (4), Randy Vataha (4); QB Jim Plunkett (14); RB Josh Ashton (8), John Tarver (3), Sam Cunningham (1), Mack Herron (1), Bob McCall (1); FB S. Cunningham (9), J. Tarver (4), Claxton Welch (1).

DEFENSE: LE Ray Hamilton (14); NT Dave Rowe (14); RE Rick Cash (14); RT Julius Adams (14); LLB Steve Kiner (14); MLB Edgar Chandler (11), Brian Stenger (2), Will Foster (1); RLB Ron Acks (14); LCB George Hoey (12), Donald Martin (2); RCB Ron Bolton (14); SS Sandy Durko (14), FS Ralph Anderson (10), Honor Jackson (3), Dave Mason (1).

1973 Coaching Staff: Hank Bullough, Defensive Line, Ron Erhardt, Offensive Backfield, Red Miller, Offensive Line, Bill Nelsen, Quarterbacks, Sam Rutigliano, Off. Backs/Receivers, Charlie Sumner, Linebackers/Secondary, Jim Valek, Special Teams, Larry Weaver, Defensive Backfield.

Pro Bowl (0)

PASSING	ATT	CMP	YARDS	CMP%	YDS/ATT	TD	TD%	INT	INT%	LG	SK/YDS	RATING
Plunkett	376	193	2550	51.3	6.78	13	3.5	17	4.5	64	37/350	65.8
Shiner	4	2	31	50.0	7.75	0	0.0	0	0.0	23	0/0	76.0
Patriots	**380**	**195**	**2581**	**51.3**	**6.79**	**13**	**3.4**	**17**	**4.5**	**64**	**37/350**	**65.9**
Opponents	**240**	**134**	**1600**	**55.8**	**6.67**	**11**	**4.6**	**13**	**5.4**	**50**	**32/262**	**69.1**

1974 FINAL STATISTICS (7-7)

HEAD COACH: CHUCK FAIRBANKS • TIED THIRD IN AFC EAST • HOME STADIUM: SCHAEFER STADIUM

Date	W/L	Score		Opp.	Att.
9/15	W	34-24		Miami	55,006
9/22	W	28-20	at	N.Y. Giants	49,267
9/29	W	20-14		L.A. Rams	61,279
10/06	W	42-3		Baltimore	59,502
10/13	W	24-0	at	N.Y. Jets	61,400
10/20	L	28-30	at	Buffalo	80,020
10/27	W	17-14	at	Minnesota	48,497
11/03	L	28-29		Buffalo	61,279
11/10	L	14-21		Cleveland	61,279
11/17	L	16-21		N.Y. Jets	61,279
11/24	W	27-17	at	Baltimore	38,971
12/01	L	26-41	at	Oakland	54,020
12/08	L	17-21		Pittsburgh	61,279
12/15	L	27-34	at	Miami	79,420

TEAM STATISTICS	PATS	OPP
TOTAL FIRST DOWNS	**255**	**240**
By Rushing	123	100
By Passing	113	129
By Penalty	19	11
Third Down: Md/Att.	96/202	73/192
Third Down: Eff.	47.5	38.0
TOTAL NET YARDS	**4474**	**4067**
Avg. per Game	319.6	290.5
Total Offensive Plays	900	879
Avg. per Play	5.0	4.6
NET YARDS RUSHING	**2134**	**1587**
Total Rushing Plays	520	467
Avg. per Rush	4.1	3.4
Avg. per Game	152.4	113.4
NET YARDS PASSING	**2340**	**2480**
Avg. per Game	167.1	177.1
Sacked/Yards Lost	21/174	38/294
Gross Yards Passing	2514	2774
Att./Completions	359/177	374/210
Completion Pct.	49.3	56.1
Had Intercepted	23	24
PUNTS/AVERAGE	**71/36.2**	**75/38.4**
PENALTIES/YARDS	**87/843**	**76/642**
FUMBLES/BALLS LOST	**26/15**	**29/14**
TOUCHDOWNS	**43**	**37**
Rushing	21	16
Passing	19	17
Returns	3	4

SCORE BY PERIODS	1	2	3	4	OT	TOTAL
Patriots	**86**	**116**	**64**	**82**	**0**	**348**
Opponents	**68**	**92**	**49**	**80**	**0**	**289**

SCORING	TD	Ru	Pa	Rt	PAT	FG	S	TP
Smith	0	0	0	0	42/43	16/22	0	90
Herron	12	7	5	0			0	72
Cunningham	11	9	2	0			0	66
Rucker	4	0	4	0			0	24
Vataha	3	0	3	0			0	18
Plunkett	2	2	0	0			0	12
Stingley	2	1	1	0			0	12
Tarver	2	2	0	0			0	12
Geddes	1	0	0	1			0	6
Hannah	1	0	0	1			0	6
Marshall	1	0	1	0			0	6
Sanders	1	0	0	1			0	6
Schubert	1	0	1	0			0	6
Tanner	1	0	1	0			0	6
Windsor	1	0	1	0			0	6
Patriots	**43**	**21**	**19**	**3**	**42/43**	**16/22**	**0**	**348**
Opponents	**37**	**16**	**17**	**4**	**32/37**	**11/18**	**1**	**289**

RUSHING	NO	YDS	AVG	LG	TD
Herron	231	824	3.6	28	7
Cunningham	166	811	4.9	75t	9
Plunkett	30	161	5.4	37	2
Tarver	41	101	2.5	18	2
Ashton	26	99	3.8	22	0
Stingley	5	63	12.6	23t	1
Wilson	15	57	3.8	12	0
Vataha	3	21	7.0	24	0
Hinton	1	1	1.0	1	0
Johnson	2	-4	-2.0	-2	0
Patriots	**520**	**2134**	**4.1**	**75t**	**21**
Opponents	**467**	**1587**	**3.4**	**34**	**16**

RECEIVING	NO	YDS	AVG	LG	TD
Herron	38	474	12.5	18	5
Rucker	27	436	16.1	69t	4
Vataha	25	561	22.4	59t	3
Cunningham	22	214	9.7	37	2
Adams, B.	17	244	14.4	24	0
Windsor	12	127	10.6	20	1
Stingley	10	139	13.9	20t	1
Tarver	9	37	4.1	12	0
Johnson	8	147	18.4	34	0
Wilson	3	38	12.7	23	0
Hinton	2	36	18.0	20	0
Tanner	2	23	11.5	21	1
Schubert	1	21	21.0	21t	1
Marshall	1	17	17.0	17t	1
Patriots	**177**	**2514**	**14.2**	**69t**	**19**
Opponents	**210**	**2774**	**13.2**	**67t**	**17**

INTERCEPTIONS	NO	YDS	AVG	LG	TD
Bolton	7	18	2.6	10	0
Sanders	5	57	11.4	23t	1
Hunt	3	66	22.0	27	0
McCray	3	61	20.3	33	0
Mildren	3	51	17.0	41	0
Geddes	2	32	16.0	29t	1
King	1	9	9.0	9	0
Patriots	**24**	**294**	**12.3**	**41**	**2**
Opponents	**23**	**331**	**14.4**	**72t**	**2**

PUNTING	NO	YDS	AVG	LG	BLK
Barnes	45	1604	35.6	50	0
Chapple	26	967	37.2	57	0
Patriots	**71**	**2571**	**36.2**	**57**	**0**
Opponents	**75**	**2882**	**38.4**	**59**	**0**

PUNT RETURNS	NO	FC	YDS	AVG	LG	TD
Herron	35	4	517	14.8	66	0
Schubert	3	2	15	5.0	11	0
Durko	1	1	1	1.0	1	0
Hinton	1	0	0	0.0	0	0
Johnson	0	3	0	0.0	0	0
Sanders	0	1	0	0.0	0	0
Patriots	**40**	**11**	**533**	**13.3**	**66**	**0**
Opponents	**41**	**5**	**314**	**7.7**	**42**	**0**

KICK RETURNS	NO	YDS	AVG	LG	TD
Herron	28	629	18.0	62	0
Johnson	15	303	20.2	41	0
Schubert	5	112	22.4	32	0
Hinton	3	83	27.7	53	0
Wilson	2	33	16.5	18	0
Tanner	2	17	8.5	17	0
Hunt	1	21	21.0	21	0
Durko	1	0	0.0	0	0
Smith, D.	1	0	0.0	0	0
Patriots	**58**	**1198**	**20.7**	**62**	**0**
Opponents	**64**	**1678**	**26.2**	**88t**	**1**

SACKS: Adams 8.0, Hamilton 5.0, Lunsford 5.0, McGee 4.5, Webster 4.5, King 3.5, Smith 3.0, Moore 2.0, Hunt 1.5, Nelson 1.0, Carter 0.5. Patriots 38.0, Opponents 21.0.

FIELD GOALS	1-19	20-29	30-39	40-49	50+
Smith	0/0	6/7	8/10	2/5	0/0
Patriots	**0/0**	**6/7**	**8/10**	**2/5**	**0/0**
Opponents	**0/0**	**5/5**	**2/4**	**4/9**	**0/0**

Smith: (21G,21N,26G) (30N) (39G,23G) () (37G) () (37G) (47N,46B) () (32G,34N,44G,35G) (33G,28G) (22G,35G) (20G,44N) (46G,34G).

OPPONENTS: (33G) () (41B) (31N,27G) () (35G) (43N,34N) (45G,20G,46N,47G) () () (48N,25G) () (40G,27G,47N) (28G,40G).

STARTERS:

OFFENSE: WR Reggie Rucker (9), Andy Johnson (3), Eddie Hinton (1), Darryl Stingley (1); LT Leon Gray (14); LG John Hannah (14); C Bill Lenkaitis (14); RG Sam Adams (13), Bill DuLac (1); RT Tom Neville (14); TE Bob Adams (7), Bob Windsor (7); WR Randy Vataha (9), Steve Schubert (3), R. Rucker (1), D. Stingley (1); QB Jim Plunkett (14); RB Mack Herron (14); Sam Cunningham (10), Josh Tarver (4).

DEFENSE: LE Mel Lunsford (7), Julius Adams (5), Ray Hamilton (1), Tony McGee (1); NT/LT R. Hamilton (13), M. Lunsford (1); RE/RT J. Adams (6), George Webster (5), M. Lunsford (2), J. Tanner (1); LOLB/RE G. Webster (7), M. Lunsford (3), J. Adams (3), J. Tanner (1); LILB/LLB Steve Nelson (9), Bob Geddes (5); RILB Sam Hunt (14); ROLB Steve King (14); LCB John Sanders (10), Willie Osley (3), Ron Bolton (1); RCB R. Bolton (13), W. Osley (1); SS Jack Mildren (9), Sandy Durko (4), Prentice McCray (1); FS P. McCray (13), J. Mildren (1).

1974 Coaching Staff: Hank Bullough, Defensive Line, Ron Erhardt, Offensive Backfield, Red Miller, Offensive Line, Bill Nelsen, Quarterbacks, Ray Perkins, Receivers, Charlie Sumner, Linebackers/ Secondary, Jim Valek, Special Teams, Larry Weaver, Defensive Backfield.

Pro Bowl (0)

PASSING	ATT	CMP	YARDS	CMP%	YDS/ATT	TD	TD%	INT	INT%	LG	SK/YDS	RATING
Plunkett	352	173	2457	49.1	6.98	19	5.4	22	6.3	69t	21/174	64.1
Shiner	6	3	37	50.0	6.17	0	0.0	1	16.7	18	0/0	29.9
Graff	1	1	20	100.0	20.0	0	0.0	0	0.0	20	0/0	118.8
Patriots	**359**	**177**	**2514**	**49.3**	**7.00**	**19**	**5.3**	**23**	**6.4**	**69t**	**21/174**	**63.3**
Opponents	**374**	**210**	**2774**	**56.1**	**7.42**	**17**	**4.5**	**24**	**6.4**	**67t**	**38/294**	**68.2**

1975 FINAL STATISTICS (3-11)

HEAD COACH: CHUCK FAIRBANKS • TIED FOURTH IN AFC EAST • HOME STADIUM: SCHAEFER STADIUM

Date	W/L	Score		Opp.	Att.
9/21	L	0-7		Houston	54,212
9/28	L	14-22		Miami	61,279
10/05	L	7-36	at	N.Y. Jets	61,415
10/12	L	10-27	at	Cincinnati	55,856
10/19	W	21-10		Baltimore	56,844
10/26	W	24-16		San Francisco	60,691
11/02	L	17-24	at	St. Louis	47,263
11/09	W	33-19	at	San Diego	26,090
11/16	L	31-34		Dallas	61,279
11/23	L	31-45	at	Buffalo	69,207
12/01	L	7-20	at	Miami	68,480
12/07	L	28-30		N.Y. Jets	57,539
12/14	L	14-34		Buffalo	59,646
12/21	L	21-34	at	Baltimore	50,801

TEAM STATISTICS	PATS	OPP
TOTAL FIRST DOWNS	**253**	**254**
By Rushing	94	118
By Passing	133	120
By Penalty	26	16
Third Down: Md/Att.	82/195	90/216
Third Down: Eff.	42.1	41.7
TOTAL NET YARDS	**4283**	**4464**
Avg. per Game	305.9	318.9
Total Offensive Plays	912	956
Avg. per Play	4.7	4.7
NET YARDS RUSHING	**1845**	**2220**
Total Rushing Plays	472	555
Avg. per Rush	3.9	4.0
Avg. per Game	131.8	158.6
NET YARDS PASSING	**2438**	**2244**
Avg. per Game	**174.1**	**160.3**
Sacked/Yards Lost	39/330	33/271
Gross Yards Passing	2768	2515
Att./Completions	401/193	368/213
Completion Pct.	48.1	57.9
Had Intercepted	28	13
PUNTS/AVERAGE	**83/38.8**	**77/39.5**
PENALTIES/YARDS	**89/719**	**103/759**
FUMBLES/BALLS LOST	**43/22**	**31/16**
TOUCHDOWNS	**33**	**42**
Rushing	14	20
Passing	16	18
Returns	3	4

SCORE BY PERIODS	1	2	3	4	OT	TOTAL
Patriots	**37**	**107**	**38**	**76**	**0**	**258**
Opponents	**67**	**77**	**110**	**104**	**0**	**358**

SCORING	TD	Ru	Pa	Rt	PAT	FG	S	TP
Smith	0	0	0	0	33/33	9/17	0	60
Cunningham	8	6	2	0			0	48
Vataha	6	0	6	0			0	36
Francis	4	0	4	0			0	24
Johnson	4	3	1	0			0	24
Grogan	3	3	0	0			0	18
Calhoun	2	1	1	0			0	12
Stingley	2	0	2	0			0	12
Carter	1	0	0	1			0	6
Hamilton	1	0	0	1			0	6
Howard	1	0	0	1			0	6
Plunkett	1	1	0	0			0	6
Patriots	**33**	**14**	**16**	**3**	**33/33**	**9/17**	**0**	**258**
Opponents	**42**	**20**	**18**	**4**	**37/42**	**23/35**	**0**	**358**

RUSHING	NO	YDS	AVG	LG	TD
Cunningham	169	666	3.9	17	6
Johnson	117	488	4.2	66t	3
Herron	61	274	4.5	53	0
Grogan	30	110	3.7	14	3
Calhoun	23	104	4.5	38t	1
Carter	22	95	4.3	19	0
McQuay	33	47	1.4	9	0
Stingley	6	39	6.5	21	0
Dressler	3	8	2.7	6	0
Plunkett	4	7	1.8	5	1
Vataha	1	4	4.0	4	0
Graff	2	2	1.0	2	0
Anderson	1	1	1.0	1	0
Patriots	**472**	**1845**	**3.9**	**66t**	**14**
Opponents	**555**	**2220**	**4.0**	**63t**	**20**

RECEIVING	NO	YDS	AVG	LG	TD
Vataha	46	720	15.7	47	6
Francis	35	636	18.2	48	4
Cunningham	32	253	7.9	24	2
Johnson	26	294	11.3	29	1
Stingley	21	378	18.0	45	2
Burks	6	158	26.3	76	0
Windsor	6	57	9.5	12	0
Calhoun	5	111	22.2	62t	1
Herron	5	50	10.0	19	0
Wright	4	46	11.5	20	0
McQuay	4	27	6.8	16	0
Carter	2	39	19.5	26	0
Dressler	1	-1	-1.0	-1	0
Patriots	**193**	**2768**	**14.3**	**76**	**16**
Opponents	**213**	**2515**	**11.8**	**77t**	**18**

INTERCEPTIONS	NO	YDS	AVG	LG	TD
Bolton	5	33	6.6	15	0
Howard	3	52	17.3	44t	1
Nelson	2	8	4.0	4	0
Reilly	1	54	54.0	54	0
Sanders	1	18	18.0	18	0
Webster	1	0	0.0	0	0
Patriots	**13**	**165**	**12.7**	**54**	**1**
Opponents	**28**	**388**	**13.9**	**58**	**1**

PUNTING	NO	YDS	AVG	LG	BLK
Patrick	83	3223	38.8	62	0
Patriots	**83**	**3223**	**38.8**	**62**	**0**
Opponents	**77**	**3042**	**39.5**	**65**	**1**

PUNT RETURNS	NO	FC	YDS	AVG	LG	TD
Stingley	15	2	113	7.5	29	0
Herron	12	2	89	7.4	17	0
Johnson	6	4	60	10.0	15	0
Patriots	**33**	**8**	**262**	**7.9**	**29**	**0**
Opponents	**42**	**12**	**513**	**12.2**	**69t**	**1**

KICK RETURNS	NO	YDS	AVG	LG	TD
Carter	32	879	27.5	99t	1
McQuay	15	252	16.8	34	0
Johnson	10	188	18.8	32	0
Burks	4	65	16.3	25	0
Herron	2	75	37.5	40	0
Stingley	2	44	22.0	24	0
Calhoun	1	17	17.0	17	0
Patriots	**66**	**1520**	**23.0**	**99t**	**1**
Opponents	**46**	**1142**	**24.8**	**59**	**0**

SACKS: McGee 9.0, Hamilton 6.0, Adams 4.0, Hanneman 4.0, Zabel 3.0, Hunt 2.0, Nelson 2.0, Cusik 1.0, King 1.0, Webster 1.0. Patriots 33.0, Opponents 39.0.

FIELD GOALS	1-19	20-29	30-39	40-49	50+
Smith	1/1	1/1	5/6	2/8	0/1
Patriots	**1/1**	**1/1**	**5/6**	**2/8**	**0/1**
Opponents	**1/1**	**11/11**	**6/10**	**5/13**	**0/0**

Smith: (44N,46N) (40N) () (35G) (52N) (44G,41B) (32G) (38G,19G,35G,46G) (29G) (42B,34G) (43N) (33B) () ().

OPPONENTS: (36N) (26G,26G,33G) (46N,47G) (29G,21G) (34G) (47N,28G) (44B,21G) (41G,49N,30G,25G,37G) (43G, 26G) (28G,43N) (25G,39G) (42G,27G,48B,44G,46B,38N) (31N) (19G,44N,37N, 31G).

STARTERS:

OFFENSE: WR Randy Vataha (14); LT Leon Gray (14); LG John Hannah (14); C Bill Lenkaitis (11), Doug Dumler (3); RG Sam Adams (13), Bill DuLac (1); RT Shelby Jordan (14); TE Russ Francis (11), Bob Windsor (3); WR Darryl Stingley (14); QB Steve Grogan (7), Jim Plunkett (5), Neil Graff (2); RB Andy Johnson (9), Mack Herron (5); FB Sam Cunningham (13), Don Calhoun (1).

DEFENSE: LE Tony McGee (10), Mel Lunsford (4); LT/NT Ray Hamilton (14); RE/RT Julius Adams (8), Marlin Imhof (3), Craig Hanneman (2), Sam Hunt (1); LOLB/RE George Webster (9), Steve Zabel (2), C. Hanneman (1), Steve King (1), Kevin Reilly (1); LILB/LLB Steve Nelson (13), G. Webster (1); RILB/MLB S. Hunt (12), Bob Geddes (1), S. Nelson (1); ROLB/RLB S. King (7), S. Zabel (7); LCB Bob Howard (14), RCB Ron Bolton (13), Jim Massey (1); SS Prentice McCray (14); FS John Sanders (14).

1975 Coaching Staff: Hank Bullough, Defensive Line, Rollie Dotsch, Outside Linebackers, Ron Erhardt, Offensive Backfield, Red Miller, Offensive Line, Ray Perkins, Receivers, John Polonchek, QBs/Special Asst. to Head Coach, Charlie Sumner, Linebackers/Secondary, Jim Valek, Special Teams, Larry Weaver, Defensive Backfield.

Pro Bowl (0)

PASSING	ATT	CMP	YARDS	CMP%	YDS/ATT	TD	TD%	INT	INT%	LG	SK/YDS	RATING
Grogan	274	139	1976	50.7	7.21	11	4.0	18	6.6	62t	22/207	60.4
Plunkett	92	36	571	39.1	6.21	3	3.3	7	7.6	76	13/89	39.7
Graff	35	18	221	51.4	6.31	2	5.7	3	8.6	31t	4/34	54.6
Patriots	**401**	**193**	**2768**	**48.1**	**6.90**	**16**	**4.0**	**28**	**7.0**	**76**	**39/330**	**55.2**
Opponents	**368**	**213**	**2515**	**57.9**	**6.83**	**18**	**4.9**	**13**	**3.5**	**77t**	**33/271**	**80.4**

1976 FINAL STATISTICS (11-3)

HEAD COACH: CHUCK FAIRBANKS • SECOND IN AFC EAST (WILD CARD PLAYOFF QUALIFIER) • HOME STADIUM: SCHAEFER STADIUM

Date	W/L	Score		Opp.	Att.
9/12	L	13-27		Baltimore	43,637
9/19	W	30-14		Miami	46,227
9/26	W	30-27	at	Pittsburgh	50,350
10/03	W	48-17		Oakland	61,279
10/10	L	10-30	at	Detroit	63,711
10/18	W	41-7		N.Y. Jets	51,236
10/24	W	26-22	at	Buffalo	50,383
10/31	L	3-10	at	Miami	57,984
11/07	W	20-10		Buffalo	61,279
11/14	W	21-14	at	Baltimore	60,020
11/21	W	38-24	at	N.Y. Jets	58,509
11/28	W	38-14		Denver	61,279
12/05	W	27-6		New Orleans	54,057
12/12	W	31-14	at	Tampa Bay	46,475
AFC PLAYOFFS					
12/18	L	21-24	at	Oakland	54,037

TEAM STATISTICS	PATS	OPP
TOTAL FIRST DOWNS	**260**	**258**
By Rushing	150	102
By Passing	95	134
By Penalty	15	22
Third Down: Md/Att.	76/192	90/209
Third Down: Eff.	39.6	43.0
TOTAL NET YARDS	**4694**	**4022**
Avg. per Game	335.3	287.3
Total Offensive Plays	918	947
Avg. per Play	5.1	4.2
NET YARDS RUSHING	**2948**	**1847**
Total Rushing Plays	591	462
Avg. per Rush	5.0	4.0
Avg. per Game	210.6	131.9
NET YARDS PASSING	**1746**	**2175**
Avg. per Game	124.7	155.4
Sacked/Yards Lost	19/164	47/429
Gross Yards Passing	1910	2604
Att./Completions	309/146	437/229
Completion Pct.	47.6	52.4
Had Intercepted	20	23
PUNTS/AVERAGE	**67/40.1**	**75/38.8**
PENALTIES/YARDS	**102/914**	**88/764**
FUMBLES/BALLS LOST	**28/16**	**37/27**
TOUCHDOWNS	**48**	**29**
Rushing	24	12
Passing	18	16
Returns	6	1

SCORE BY PERIODS	1	2	3	4	OT	TOTAL
Patriots	**54**	**133**	**97**	**92**	**0**	**376**
Opponents	**40**	**91**	**30**	**75**	**0**	**236**

SACKS: McGee 9.5, Barnes 8.0, Hamilton 6.5, Bishop 6.0, Adams 5.0, Zabel 4.0, Lunsford 2.5, Tipton 2.0, King 1.5, Nelson 1.0. Patriots 47.0, Opponents 19.0.

SCORING	TD	Ru	Pa	Rt	PAT	FG	S	TP
Smith	0	0	0	0	42/46	15/25	0	87
Grogan	13	12	0	1			0	78
Johnson	10	6	4	0			0	60
Stingley	4	0	4	0			0	24
Cunningham	3	3	0	0			0	18
Francis	3	0	3	0			0	18
Chandler	3	0	3	0			0	18
Forte	2	1	1	0			0	12
Haynes	2	0	0	2			0	12
McCray	2	0	0	2			0	12
Calhoun	1	1	0	0			0	6
Phillips	1	1	0	0			0	6
Briscoe	1	0	1	0			0	6
Brock	1	0	1	0			0	6
Vataha	1	0	1	0			0	6
Hunt	1	0	0	1			0	6
Zabel	0	0	0	0	1/1	0/0	0	1
Team	0	0	0	0	0/1	0/0	0	0
Patriots	**48**	**24**	**18**	**6**	**43/48**	**15/25**	**0**	**376**
Opponents	**29**	**12**	**16**	**1**	**26/29**	**12/17**	**0**	**236**

RUSHING	NO	YDS	AVG	LG	TD
Cunningham	172	824	4.8	24	3
Calhoun	129	721	5.6	54	1
Johnson	169	699	4.1	69t	6
Grogan	60	397	6.6	41t	12
Phillips	24	164	6.8	46	1
Forte	25	100	4.0	26	1
Stingley	8	45	5.6	27	0
Francis	2	12	6.0	8	0
Burks	1	2	2.0	2	0
Patrick	1	-16	-16.0	-16	0
Patriots	**591**	**2948**	**5.0**	**69t**	**24**
Opponents	**462**	**1847**	**4.0**	**46**	**12**

RECEIVING	NO	YDS	AVG	LG	TD
Johnson	29	343	11.8	53	4
Cunningham	27	299	11.1	41	0
Francis	26	367	14.1	48	3
Stingley	17	370	21.8	58t	4
Calhoun	12	56	4.7	12	0
Vataha	11	192	17.5	44	1
Briscoe	10	136	13.6	21	1
Chandler	5	49	9.8	29	3
Forte	3	9	3.0	6t	1
Burks	2	27	13.5	17	0
Feacher	2	38	19.0	21	0
Phillips	1	18	18.0	18	0
Brock	1	6	6.0	6t	1
Patriots	**146**	**1910**	**13.1**	**58t**	**18**
Opponents	**229**	**2604**	**11.4**	**55**	**16**

INTERCEPTIONS	NO	YDS	AVG	LG	TD
Haynes	8	90	11.3	28	0
McCray	5	182	36.4	63t	2
Fox	3	67	22.3	29	0
Howard	3	28	9.3	15	0
Hunt	2	106	53.0	68t	1
Nelson	2	32	16.0	34	0
Patriots	**23**	**505**	**22.0**	**68t**	**3**
Opponents	**20**	**380**	**19.0**	**76**	**0**

PUNTING	NO	YDS	AVG	LG	TB	IN20
Patrick	67	2688	40.1	52	12	12
Patriots	**67**	**2688**	**40.1**	**52**	**12**	**12**
Opponents	**75**	**2909**	**38.8**	**57**	**8**	**7**

PUNT RETURNS	NO	FC	YDS	AVG	LG	TD
Haynes	45	0	608	13.5	89t	2
Beaudoin	2	0	18	9.0	11	0
Stingley	1	0	2	2.0	2	0
Patriots	**48**	**0**	**628**	**13.1**	**89t**	**2**
Opponents	**37**	**7**	**288**	**7.8**	**32**	**0**

KICK RETURNS	NO	YDS	AVG	LG	TD
Phillips	14	397	28.4	71	0
Feacher	10	240	24.0	46	0
Calhoun	9	183	20.3	33	0
Beaudoin	6	134	22.3	44	0
Forte	3	62	20.7	29	0
Conn	2	29	14.5	26	0
Carter	1	19	19.0	19	0
McKay	1	23	23.0	23	0
Patriots	**46**	**1087**	**23.6**	**71**	**0**
Opponents	**71**	**1559**	**22.1**	**58**	**0**

FIELD GOALS	1-19	20-29	30-39	40-49	50+
Smith	0/1	4/4	4/6	7/14	0/0
Patriots	**0/1**	**4/4**	**4/6**	**7/14**	**0/0**
Opponents	**1/1**	**2/2**	**4/5**	**4/8**	**1/1**

Smith: (31G,27G,39B) (42N,22G,47N) (42G,40G,26G,37N) () (41G) () (44G,32G) (43G) (46G,33G) (48N,44N) (28G) (44N,19N,49G,41N) (43N) (30G).

OPPONENTS: (28G,32G) () (32G,41G,48N) (44G) (44N,36G) () (46G,34N) (47G) (31G) (40N) (19G) () (50G,47N, 29G) ().

STARTERS:

OFFENSE: WR Randy Vataha (8), Darryl Stingley (4), Marlin Briscoe (2); LT Leon Gray (14); LG John Hannah (14); C Bill Lenkaitis (14); RG Sam Adams (14); RT Bob McKay (14); TE Russ Francis (12), Al Chandler (2); WR D. Stingley (9), M. Briscoe (3), Steve Burks (1), A. Chandler (1); QB Steve Grogan (14); RB Andy Johnson (12), Sam Cunningham (1), Ike Forte (1); FB S. Cunningham (10), Don Calhoun (3), A. Johnson (1).

DEFENSE: LE Tony McGee (13), Mel Lunsford (1); NT Ray Hamilton (14); RE Julius Adams (14); LOLB Steve Zabel (14); LILB Steve Nelson (11), Sam Hunt (2), Donnie Thomas (1); RILB S. Hunt (9), George Webster (3), Jim Romaniszyn (2); ROLB Pete Barnes (7), Steve King (7); LCB Bob Howard (14); RCB Mike Haynes (14); SS Prentice McCray (14); FS Tim Fox (13), Dick Conn (1).

1976 Coaching Staff: Hank Bullough, Defensive Line, Rollie Dotsch, Outside Linebackers, Ron Erhardt, Offensive Backfield, Red Miller, Offensive Line, Ray Perkins, Receivers, John Polonchek, QBs/Special Asst. to Head Coach, Charlie Sumner, Linebackers/Secondary, Larry Weaver, Defensive Backfield, Tom Yewcic, Offensive Backfield/Special Teams.

Pro Bowl (4): TE Russ Francis (1), T Leon Gray (1), G John Hannah (1), CB Mike Haynes (1).

PASSING	ATT	CMP	YARDS	CMP%	YDS/ATT	TD	TD%	INT	INT%	LG	SK/YDS	RATING
Grogan	302	145	1903	48.0	6.30	18	6.0	20	6.6	58t	18/155	60.6
Owen	5	1	7	20.0	1.40	0	0.0	0	0.0	7	0/0	39.6
Johnson	2	0	0	0.0	0.0	0	0.0	0	0.0	0	0/0	39.6
Briscoe	0	0	0	0.0	0.0	0	0.0	0	0.0	0	1/9	--
Patriots	**309**	**146**	**1910**	**47.2**	**6.25**	**18**	**5.8**	**20**	**6.5**	**58t**	**19/164**	**59.7**
Opponents	**437**	**229**	**2604**	**52.4**	**5.96**	**16**	**3.7**	**23**	**5.3**	**55**	**47/429**	**60.9**

1977 FINAL STATISTICS (9-5)

HEAD COACH: CHUCK FAIRBANKS • THIRD IN AFC EAST • HOME STADIUM: SCHAEFER STADIUM

Date	W/L	Score		Opp.	Att.
9/18	W	21-17		Kansas City	58,288
9/26	L	27-30	at	Cleveland OT	77,910
10/02	L	27-30	at	N.Y. Jets	49,801
10/09	W	31-0		Seattle	54,363
10/16	W	24-20	at	San Diego	51,143
10/23	W	17-3		Baltimore	61,279
10/30	W	24-13		N.Y. Jets	61,279
11/06	L	14-24		Buffalo	61,279
11/13	L	5-17	at	Miami	67,907
11/20	W	20-7	at	Buffalo	31,157
11/27	W	14-6		Philadelphia	58,192
12/04	W	16-10	at	Atlanta	60,738
12/11	W	14-10		Miami	61,279
12/18	L	24-30	at	Baltimore	60,763

TEAM STATISTICS	PATS	OPP
TOTAL FIRST DOWNS	**247**	**215**
By Rushing	132	86
By Passing	101	111
By Penalty	14	18
Third Down: Md/Att.	98/199	74/196
Third Down: Eff.	49.0	38.0
TOTAL NET YARDS	**4310**	**3638**
Avg. per Game	307.9	259.9
Total Offensive Plays	922	866
Avg. per Play	4.7	4.7
NET YARDS RUSHING	**2303**	**1605**
Total Rushing Plays	603	452
Avg. per Rush	3.8	3.6
Avg. per Game	164.5	114.6
NET YARDS PASSING	**2007**	**2033**
Avg. per Game	143.4	145.2
Sacked/Yards Lost	14/155	58/471
Gross Yards Passing	2162	2504
Att./Completions	305/160	356/188
Completion Pct.	52.5	52.8
Had Intercepted	21	19
PUNTS/AVERAGE	**68/34.6**	**78/39.1**
PENALTIES/YARDS	**112/931**	**71/610**
FUMBLES/BALLS LOST	**28/15**	**20/10**
TOUCHDOWNS	**33**	**26**
Rushing	13	8
Passing	17	16
Returns	3	2

SCORE BY PERIODS	1	2	3	4	OT	TOTAL
Patriots	**79**	**65**	**74**	**60**	**0**	**278**
Opponents	**58**	**23**	**61**	**72**	**3**	**217**

SCORING	TD	Ru	Pa	Rt	PAT	FG	S	TP
Smith	0	0	0	0	33/33	15/21	0	78
Stingley	6	1	5	0			0	36
Cunningham	5	4	1	0			0	30
Calhoun	4	4	0	0			0	24
Francis	4	0	4	0			0	24
Hasselbeck	4	0	4	0			0	24
Clayborn	3	0	0	3			1	20
Morgan	3	0	3	0			0	18
Forte	2	2	0	0			0	12
Grogan	1	1	0	0			0	6
Phillips	1	1	0	0			0	6
Patriots	**33**	**13**	**17**	**3**	**33/33**	**15/21**	**1**	**278**
Opponents	**26**	**8**	**16**	**2**	**22/26**	**13/21**	**0**	**217**

RUSHING	NO	YDS	AVG	LG	TD
Cunningham	270	1015	3.8	31t	4
Calhoun	198	727	3.7	25	4
Grogan	61	324	5.3	41	1
Forte	62	157	2.5	16	2
Phillips	5	27	5.4	13	1
Stingley	3	33	11.0	34t	1
Ivory	3	10	3.3	9	0
Morgan	1	10	10.0	10	0
Patriots	**603**	**2303**	**3.8**	**41**	**13**
Opponents	**452**	**1605**	**3.6**	**66**	**8**

RECEIVING	NO	YDS	AVG	LG	TD
Cunningham	42	370	8.8	35	1
Stingley	39	657	16.8	68	5
Morgan	21	443	21.1	64t	3
Francis	16	229	14.3	31t	4
Calhoun	13	152	11.7	47	0
Hasselbeck	9	76	8.4	21	4
Forte	8	88	11.0	22	0
Chandler	7	68	9.7	16	0
Burks	5	79	15.8	22	0
Patriots	**160**	**2162**	**13.5**	**68**	**17**
Opponents	**188**	**2504**	**13.3**	**78**	**16**

INTERCEPTIONS	NO	YDS	AVG	LG	TD
Haynes	5	54	10.8	22	0
McCray	4	61	15.2	48	0
Howard	4	10	2.2	6	0
Fox	3	39	13.0	27	0
Hunt	2	17	8.5	10	0
Barnes	1	13	13.0	13	0
Patriots	**19**	**194**	**10.2**	**48**	**0**
Opponents	**21**	**279**	**13.3**	**45**	**2**

PUNTING	NO	YDS	AVG	LG	TB	IN20	BLK
Patrick	68	2354	34.6	64	6	13	3
Patriots	**68**	**2354**	**34.6**	**64**	**6**	**13**	**3**
Opponents	**78**	**3048**	**39.1**	**65**	**9**	**10**	**0**

PUNT RETURNS	NO	FC	YDS	AVG	LG	TD
Morgan	16	2	220	13.8	53	0
Haynes	24	2	200	8.3	46	0
Forte	2	1	9	4.5	6	0
Beaudoin	1	0	0	0.0	0	0
Westbrook	0	1	0	0.0	0	0
Patriots	**43**	**6**	**429**	**10.0**	**53**	**0**
Opponents	**33**	**6**	**270**	**8.2**	**23**	**0**

KICK RETURNS	NO	YDS	AVG	LG	TD
Clayborn	28	869	31.0	101t	3
Phillips	6	93	15.5	22	0
Beaudoin	4	73	18.3	30	0
McKay	1	16	16.0	16	0
Patriots	**39**	**1051**	**26.9**	**101t**	**3**
Opponents	**52**	**1086**	**20.9**	**73**	**0**

SACKS: McGee 12.0, Hamilton 10.0, Adams 9.5, Shoate 6.0, Barnes 5.0, Nelson 5.0, Boyd 2.5, Fox 2.0, Lunsford 1.5, Bishop 1.0, Clayborn 1.0, Hunt 1.0, King 1.0, Zabel 0.5. Patriots 58.0, Opponents 14.0.

FIELD GOALS	1-19	20-29	30-39	40-49	50+
Smith	1/1	4/5	9/11	1/4	0/0
Patriots	**1/1**	**4/5**	**9/11**	**1/4**	**0/0**
Opponents	**0/1**	**5/5**	**7/11**	**1/4**	**0/0**

Smith: () (35G,28G) (44G,24G) (36G,26WR) (28G) (18G) (30G) () (37N,35G) (33G,25G,44N) () (47S,36G,32G,29G,35B) (47B) (30G).

OPPONENTS: (22G) (37G,37G,35G,44WR,39B) (38B,37G) () () (40G) (36G,40WL,21G) (30G) (33G) () (19B,33WL) (25G) (28G) (38WL,28G,45WL).

STARTERS:

OFFENSE: WR Stanley Morgan (14); LT Leon Gray (11), Shelby Jordan (3); LG John Hannah (11), Pete Brock (3); C Bill Lenkaitis (14); RG Sam Adams (13), P. Brock (1); RT Tom Neville (13), Bob McKay (3); TE Russ Francis (10), Al Chandler (3), Don Hasselbeck (1); WR Darryl Stingley (14); QB Steve Grogan (14); RB Don Calhoun (14); FB Sam Cunningham (14).

DEFENSE: LE Mel Lunsford (13), Tony McGee (1); NT Ray Hamilton (14); RE Julius Adams (14); LOLB Steve Zabel (10), Steve King (4); LILB Steve Nelson (13), Ray Costict (1); RILB Sam Hunt (13), R. Costict (1); ROLB Pete Barnes (11), Rod Shoate (3); LCB Bob Howard (12), Raymond Clayborn (2); RCB Mike Haynes (14); SS Prentice McCray (14); FS Tim Fox (14).

1977 Coaching Staff: Hank Bullough, Defensive Line, Ron Erhardt, Offensive Backfield, Leon McLaughlin, Offensive Line, Ray Perkins, Receivers, John Polonchek, QBs/Special Asst. to Head Coach, Charlie Sumner, Linebackers/ Secondary, Dick Walker, Defensive Backs, Tom Yewcic, Offensive Backfield/ Special Teams.

Pro Bowl (2): TE Russ Francis (2), CB Mike Haynes (2).

PASSING	ATT	CMP	YARDS	CMP%	YDS/ATT	TD	TD%	INT	INT%	LG	SK/YDS	RATING
Grogan	305	160	2162	52.5	7.09	17	5.6	21	6.9	68	14/155	65.2
Patriots	**305**	**160**	**2162**	**52.5**	**7.09**	**17**	**5.6**	**21**	**6.9**	**68**	**14/155**	**65.2**
Opponents	**356**	**188**	**2504**	**52.8**	**7.03**	**16**	**4.5**	**19**	**5.3**	**78**	**58/471**	**68.1**

1978 FINAL STATISTICS (11-5)

HEAD COACH: CHUCK FAIRBANKS (11-4), RON ERHARDT & HANK BOLLOUGH CO-HEAD COACHES (0-1) • AFC EAST CHAMPIONS • HOME STADIUM: SCHAEFER STADIUM

Date	W/L	Score		Opp.	Att.
9/03	L	14-16		Washington	55,063
9/10	W	16-6	at	St. Louis	49,555
9/18	L	27-34		Baltimore	57,503
9/24	W	21-14	at	Oakland	53,500
10/01	W	28-23		San Diego	61,297
10/08	W	24-14		Philadelphia	61,297
10/15	W	10-3	at	Cincinnati	56,257
10/22	W	33-24		Miami	61,297
10/29	W	55-21		N.Y. Jets	61,297
11/05	W	14-10	at	Buffalo	46,101
11/12	L	23-26		Houston	61,297
11/19	W	19-17	at	N.Y. Jets	60,372
11/26	W	35-14	at	Baltimore	49,404
12/03	L	10-17	at	Dallas	65,045
12/10	W	26-24		Buffalo	59,927
12/18	L	3-23	at	Miami	75,445
AFC PLAYOFFS					
12/31	L	14-31		Houston	61,297

TEAM STATISTICS	*PATS*	*OPP*
TOTAL FIRST DOWNS	**322**	**258**
By Rushing	181	100
By Passing	125	143
By Penalty	16	15
Third Down: Md/Att.	92/203	96/220
Third Down: Eff.	45.3	43.6
TOTAL NET YARDS	**5965**	**4615**
Avg. per Game	372.8	288.4
Total Offensive Plays	1085	971
Avg. per Play	5.5	4.8
NET YARDS RUSHING	**3165**	**1852**
Total Rushing Plays	671	511
Avg. per Rush	4.7	3.6
Avg. per Game	197.8	115.8
NET YARDS PASSING	**2800**	**2763**
Avg. per Game	175.0	172.7
Sacked/Yards Lost	24/206	35/296
Gross Yards Passing	3006	3059
Att./Completions	390/196	425/235
Completion Pct.	50.3	55.3
Had Intercepted	25	22
PUNTS/AVERAGE	**61/35.0**	**78/39.5**
PENALTIES/YARDS	**92/852**	**81/683**
FUMBLES/BALLS LOST	**35/21**	**34/21**
TOUCHDOWNS	**46**	**38**
Rushing	30	14
Passing	15	21
Returns	1	3

SCORE BY PERIODS	*1*	*2*	*3*	*4*	*OT*	*TOTAL*
Patriots	**77**	**122**	**63**	**96**	**0**	**358**
Opponents	**55**	**60**	**71**	**97**	**0**	**286**

SCORING	*TD*	*Ru*	*Pa*	*Rt*	*PAT*	*FG*	*S*	*TP*
Ivory	11	11	0	0			0	66
Posey	0	0	0	0	29/31	11/22	0	62
Cunningham	8	8	0	0			0	48
Jackson	6	0	6	0			0	36
Grogan	5	5	0	0			0	30
Morgan	5	0	5	0			0	30
Francis	4	0	4	0			0	24
Johnson	3	3	0	0			0	18
McAlister	2	2	0	0			0	12
Smith	0	0	0	0	6/7	1/1	0	9
Lowery	0	0	0	0	7/7	0/1	0	7
Calhoun	1	1	0	0			0	6
Haynes	1	0	0	1			0	6
Bishop	0	0	0	0			1	2
Fox	0	0	0	0			1	2
Wilson	0	0	0	0	0/1	0/0	0	0
Patriots	**46**	**30**	**15**	**1**	**42/46**	**12/24**	**2**	**358**
Opponents	**38**	**14**	**21**	**3**	**31/38**	**9/19**	**0**	**286**

RUSHING	*NO*	*YDS*	*AVG*	*LG*	*TD*
Cunningham	199	768	3.9	52t	8
Ivory	141	693	4.9	28	11
Johnson	147	675	4.6	52	3
Grogan	81	539	6.7	31	5
Calhoun	76	391	5.1	73	1
McAlister	19	77	4.1	16	2
Morgan	2	11	5.5	6	0
Jackson	1	7	7.0	7	0
Tatupu	3	6	2.0	3	0
Wilson	1	0	0.0	0	0
Westbrook	1	-2	-2.0	-2	0
Patriots	**671**	**3165**	**4.7**	**73**	**30**
Opponents	**511**	**1852**	**3.6**	**32t**	**14**

RECEIVING	*NO*	*YDS*	*AVG*	*LG*	*TD*
Francis	39	543	13.9	53	4
Jackson	37	743	20.1	57	6
Morgan	34	820	24.1	75t	5
Cunningham	31	297	9.6	31	0
Jonnson	26	267	10.3	31	0
Ivory	14	122	8.7	18	0
Hasselbeck	7	107	15.3	24	0
Westbrook	3	38	12.7	19	0
Calhoun	3	29	9.7	15	0
Pennywell	1	28	28.0	28	0
McAlister	1	12	12.0	12	0
Patriots	**196**	**3006**	**15.3**	**75t**	**15**
Opponents	**235**	**3059**	**13.0**	**67t**	**21**

INTERCEPTIONS	*NO*	*YDS*	*AVG*	*LG*	*TD*
Haynes	6	123	20.5	50	1
Nelson	5	104	20.8	37	0
Clayborn	4	72	18.0	44	0
Beaudoin	3	25	8.3	13	0
Fox	2	10	5.0	10	0
Conn	1	24	24.0	24	0
Zabel	1	0	0.0	0	0
Patriots	**22**	**358**	**16.3**	**50**	**1**
Opponents	**25**	**252**	**10.1**	**49**	**1**

PUNTING	*NO*	*YDS*	*AVG*	*LG*	*TB*	*IN20*	*BLK*
Wilson	54	1921	35.6	57	4	14	0
Patrick	7	216	30.9	47	0	2	0
Patriots	**61**	**2137**	**35.0**	**57**	**4**	**16**	**0**
Opponents	**78**	**3081**	**39.5**	**63**	**8**	**17**	**0**

PUNT RETURNS	*NO*	*FC*	*YDS*	*AVG*	*LG*	*TD*
Morgan	32	4	335	10.5	48	0
Haynes	14	2	183	13.1	35	0
Conn	1	2	2	2.0	2	0
Patriots	**47**	**8**	**520**	**11.1**	**48**	**0**
Opponents	**29**	**10**	**272**	**9.4**	**30**	**0**

KICK RETURNS	*NO*	*YDS*	*AVG*	*LG*	*TD*
Clayborn	27	636	23.6	60	0
McAlister	10	186	18.6	32	0
Westbrook	7	125	17.9	33	0
Ivory	7	165	23.6	33	0
Morgan	1	17	17.0	17	0
Wheeler	1	0	0.0	0	0
Conn	1	26	26.0	26	0
Tatupu	1	17	17.0	17	0
Patriots	**55**	**1172**	**21.3**	**60**	**0**
Opponents	**69**	**1576**	**22.8**	**90t**	**1**

SACKS: McGee 11.5, Bishop 7.0, Hamilton 5, Shoate 5, Lunsford 3.5, Costict 1, Hawkins 1, Nelson 1. Patriots 35.0, Opponents 24.0.

FIELD GOALS	*1-19*	*20-29*	*30-39*	*40-49*	*50+*
Smith	0/0	1/1	0/0	0/0	0/0
Lowery	0/0	0/0	0/0	0/1	0/0
Posey	1/1	3/4	5/11	2/6	0/0
Patriots	**1/1**	**4/5**	**5/11**	**2/7**	**0/0**
Opponents	**0/0**	**5/6**	**1/5**	**2/5**	**1/3**

Smith: () (24G) ().
Lowery: () (45WL).
Posey: (42G,36WL) (19G) (29G,37WR) () (48N) (32G,34G,37G,38WL,25WL) (48N,47G,24G) (31S) (46B,30G,36B,39N) (42S,21G) (35G).

OPPONENTS: (26G,54WR) () () (35WL,47WL) (38WL,41G) () (25WR,44WL,52G,51WR) (29G,45WL) () (21G) () (45G,33N) (31WL) (26G) (26G) (30G).

STARTERS:

OFFENSE: WR Stanley Morgan (16); LT Leon Gray (16); LG John Hannah (16); C Bill Lenkaitis (16); RG Sam Adams (16); RT Shelby Jordan (16); TE Russ Francis (15), Don Hasselbeck (1); WR Harold Jackson (13); QB Steve Grogan (16); RB Andy Johnson (13), Horace Ivory (3); FB Sam Cunningham (14), Don Calhoun (2); 2nd TE D. Hasselbeck (3).

DEFENSE: LE Mel Lunsford (15), Tony McGee (1); NT Ray Hamilton (16); RE Richard Bishop (15), Julius Adams (1); LOLB Steve Zabel (11), Steve King (5); LILB Steve Nelson (15), Ray Costict (1); RILB Sam Hunt (15), R. Costict (1); ROLB Rod Shoate (15); R. Costict (1); LCB Ray Clayborn (16); RCB Michael Haynes (16); SS Doug Beaudoin (13), Tim Fox (2), Prentice McCray (1); FS T. Fox (14), P. McCray (2).

1978 Coaching Staff: Raymond Berry, Receivers, Hank Bullough, Defensive Line, Ron Erhardt, Offensive Backfield, John Polonchek, QBs/Special Asst. to Head Coach, Jim Ringo, Offensive Line, Fritz Shurmur, Defensive Line, Charlie Sumner, Linebackers/Secondary, Tom Yewcic, Offensive Backfield/Special Teams.

Pro Bowl (4): FB Sam Cunningham (1), TE Russ Francis (3), T Leon Gray (2), G John Hannah (2), CB Mike Haynes (3).

PASSING	*ATT*	*CMP*	*YARDS*	*CMP%*	*YDS/ATT*	*TD*	*TD%*	*INT*	*INT%*	*LG*	*SK/YDS*	*RATING*
Grogan	362	181	2824	50.0	7.80	15	4.1	23	6.4	75t	21/184	63.6
Owen	26	15	182	57.7	7.00	0	0.0	2	7.7	23	3/22	47.3
Johnson	2	0	0	0.0	0.00	0	0.0	0	0.0	0	0/0	39.6
Patriots	**390**	**196**	**3006**	**50.3**	**7.71**	**15**	**3.8**	**25**	**6.4**	**75t**	**24/206**	**62.2**
Opponents	**425**	**235**	**3059**	**55.3**	**7.19**	**21**	**4.9**	**22**	**5.1**	**67t**	**35/296**	**73.1**

1979 FINAL STATISTICS (9-7)

HEAD COACH: RON ERHARDT • SECOND IN AFC EAST • HOME STADIUM: SCHAEFER STADIUM

Date	W/L	Score		Opp.	Att.
9/03	L	13-16		Pittsburgh OT	60,798
9/09	W	56-3		N.Y. Jets	53,113
9/16	W	20-14	at	Cincinnati	41,805
9/23	W	27-21		San Diego	60,916
10/01	L	14-27	at	Green Bay	52,842
10/07	W	24-17		Detroit	60,629
10/14	W	27-7	at	Chicago	54,128
10/21	W	28-13		Miami	61,096
10/28	L	26-31	at	Baltimore	41,029
11/04	W	26-6	at	Buffalo	67,935
11/11	L	10-45	at	Denver	74,379
11/18	W	50-21		Baltimore	60,879
11/25	L	13-16		Buffalo OT	60.991
11/29	L	24-39	at	Miami	69,174
12/09	L	26-27	at	N.Y. Jets	60,372
12/16	W	27-23		Minnesota	54,719

TEAM STATISTICS	PATS	OPP
TOTAL FIRST DOWNS	**318**	**283**
By Rushing	132	118
By Passing	159	139
By Penalty	27	26
Third Down: Md/Att.	113/254	85/225
Third Down: Eff.	44.4	37.7
TOTAL NET YARDS	**5470**	**4323**
Avg. per Game	341.9	270.2
Total Offensive Plays	1127	1019
Avg. per Play	4.8	4.3
NET YARDS RUSHING	**2252**	**1770**
Total Rushing Plays	603	495
Avg. per Rush	3.7	3.6
Avg. per Game	140.8	110.6
NET YARDS PASSING	**3218**	**2553**
Avg. per Game	201.1	159.6
Sacked/Yards Lost	49/382	57/512
Gross Yards Passing	3600	3065
Att./Completions	475/237	467/246
Completion Pct.	49.9	52.7
Had Intercepted	23	20
PUNTS/AVERAGE	**84/36.2**	**94/38.7**
PENALTIES/YARDS	**99/864**	**103/917**
FUMBLES/BALLS LOST	**28/15**	**35/22**
TOUCHDOWNS	**49**	**39**
Rushing	16	22
Passing	30	13
Returns	3	4

SCORE BY PERIODS	1	2	3	4	OT	TOTAL
Patriots	**85**	**137**	**60**	**129**	**0**	**411**
Opponents	**87**	**93**	**71**	**69**	**6**	**326**

SCORING	TD	Ru	Pa	Rt	PAT	FG	S	TP
Smith	0	0	0	0	46/49	23/33	0	115
Morgan	13	0	12	1			0	78
Jackson	7	0	7	0			0	42
Calhoun	6	5	1	0			0	36
Francis	5	0	5	0			0	30
Cunningham	5	5	0	0			0	30
Ivory	3	1	2	0			0	18
Clark	2	2	0	0			0	12
Grogan	2	2	0	0			0	12
Hawkins	1	0	0	1			0	6
Sanford	1	0	0	1			0	6
Westbrook	1	0	1	0			0	6
Penneywell	1	0	1	0			0	6
Johnson	1	1	0	0			0	6
Jarvis	1	0	1	0			0	6
Patriots	**49**	**16**	**30**	**3**	**46/49**	**23/33**	**1**	**411**
Opponents	**39**	**22**	**13**	**4**	**36/39**	**18/26**	**1**	**326**

RUSHING	NO	YDS	AVG	LG	TD
Cunningham	159	563	3.5	27	5
Ivory	143	522	3.7	52	1
Calhoun	137	456	3.3	29	5
Grogan	64	368	5.8	26	2
Johnson	43	132	3.1	15	1
Clark	19	84	4.4	19	2
Tatupu	23	71	3.1	12	0
Morgan	7	39	5.6	17	0
Jackson	3	12	4.0	12	0
Westbrook	2	8	4.0	4	0
Owen	2	-1	-0.5	0	0
Cavanaugh	1	-2	-2.0	-2	0
Patriots	**603**	**2252**	**3.7**	**52**	**16**
Opponents	**495**	**1770**	**3.6**	**39**	**22**

RECEIVING	NO	YDS	AVG	LG	TD
Jackson	45	1013	22.5	59	7
Morgan	44	1002	22.8	63t	12
Francis	39	557	14.3	44	5
Cunningham	29	236	8.1	20	0
Ivory	23	216	9.4	24	2
Calhoun	15	66	4.4	14	1
Hasselbeck	13	158	12.2	41	0
Westbrook	9	173	19.2	38	1
Johnson	9	68	7.6	11	0
Pennywell	4	35	8.8	13t	1
Clark	2	35	17.5	20	0
Javis	2	30	15.0	15t	1
Tatupu	2	9	4.5	5	0
Chandler	1	2	2.0	2	0
Patriots	**237**	**3600**	**15.2**	**63t**	**30**
Opponents	**246**	**3065**	**12.5**	**82**	**13**

INTERCEPTIONS	NO	YDS	AVG	LG	TD
Clayborn	5	56	11.2	27	0
Haynes	3	66	22.0	33	0
McCray	3	48	16.0	26	0
Fox	2	38	19.0	25	0
Hawkins	2	35	17.5	35t	1
Sanford	1	39	39.0	12	0
Beaudoin	1	30	30.0	30	0
Costict	1	22	22.0	22	0
Nelson	1	18	18.0	18	0
Shoate	1	0	0.0	0	0
Patriots	**20**	**352**	**17.6**	**35t**	**1**
Opponents	**23**	**417**	**18.1**	**56**	**0**

PUNTING	NO	YDS	AVG	LG	TB	IN20	BLK
Hare	83	3038	36.6	58	11	20	1
Patriots	**84**	**3038**	**36.2**	**58**	**11**	**20**	**1**
Opponents	**94**	**3641**	**38.7**	**63**	**9**	**11**	**1**

PUNT RETURNS	NO	FC	YDS	AVG	LG	TD
Morgan	29	21	289	10.0	80t	1
Haynes	5	1	16	3.2	5	0
Westbrook	2	0	5	2.5	5	0
Sanford	1	0	1	1.0	1	0
Patriots	**37**	**22**	**311**	**8.4**	**80t**	**1**
Opponents	**28**	**17**	**317**	**11.3**	**75t**	**1**

KICK RETURNS	NO	YDS	AVG	LG	TD
Clark	37	816	22.1	38	0
Sanford	10	179	17.9	23	0
Westbrook	11	151	13.7	30	0
Clayborn	2	33	16.5	20	0
Tatupu	3	15	5.0	12	0
Washington	1	18	18.0	18	0
Ivory	1	15	15.0	15	0
Morgan	**1**	**12**	**12.0**	**12**	**0**
Patriots	**66**	**1239**	**18.8**	**38**	**0**
Opponents	**80**	**1621**	**20.3**	**45**	**0**

SACKS: McGee 10.5, Bishop 8.5, Lunsford 8.0, Hamilton 7.0, Hawkins 7.0, Adams 6.0, Shoate 4.0, Costict 2.0, Nelson 2.0, Clayborn 1.0, Fox 1.0. Patriots 57.0, Opponents 49.0.

FIELD GOALS	1-19	20-29	30-39	40-49	50+
Smith	0/0	6/6	11/13	6/14	0/0
Patriots	**0/0**	**6/6**	**11/13**	**6/14**	**0/0**
Opponents	**0/0**	**7/7**	**5/7**	**5/11**	**1/1**

***Smith*:** (31G,32G) () (37N,47B,39G,39G) (31G,31G) (42N) (44N,48N,29G) (21G,29G) (48N) (42G,39G) (48N,49B,33G, 37G) (42G) (24G,29G,42G) (47G,40N,32G) (28G) (47G,34N) (42G,30G).

OPPONENTS: (43N,41G) (30G) (37N) (48N) () (26G) () (53G,40G) (37G,44N) (39G,40G,37N,49N,40N) (49G) () (29G, 26G,29G) (31G,33G,27G) (39G,25G) (24G,43S).

STARTERS:

OFFENSE: WR Stanley Morgan (16); LT Dwight Wheeler (10), Pete Brock (6); LG John Hannah (16); C Bill Lenkaitis (16); RG Sam Adams (13), Bob Cryder (2), P. Brock (1); RT Shelby Jordan (12), Garry Puetz (4); TE Russ Francis (13), Don Hasselbeck (3); WR Harold Jackson (16); QB Steve Grogan (16); RB Horace Ivory (9), Sam Cunningham (3), Andy Johnson (3), Don Calhoun (1); FB S. Cunningham (9), D. Calhoun (5), A. Johnson (2).

DEFENSE:LE Mel Lunsford (15), Richard Bishop (1); NT Ray Hamilton (16); RE R. Bishop (13), Julius Adams (2), M. Lunsford (1); LOLB Mike Hawkins (14); LILB Steve Nelson (15), Bill Matthews (1); RILB Sam Hunt (15), John Zamberlin (1); ROLB Rod Shoate (14), Ray Costict, Steve King (1); LCB Raymond Clayborn (16); RCB Mike Haynes (15), Rick Sanford (1); SS Doug Beaudoin (8), Prentice McCray (5), R. Sanford (3); FS Tim Fox (16), 4th DL Tony McGee (2).

1977 Coaching Staff: Raymond Berry, Receivers, Hank Bullough, Defensive Line, Gino Cappelletti, Special Teams, Billy Kinard, Defensive Backfield, John Polonchek, QBs/Special Asst. to Head Coach, Jim Ringo, Offensive Line, Fritz Shurmur, Defensive Line, Tom Yewcic, Offensive Backfield.

Pro Bowl (3): G John Hannah (3), CB Mike Haynes (4), WR Stanley Morgan (1).

PASSING	ATT	CMP	YARDS	CMP%	YDS/ATT	TD	TD%	INT	INT%	LG	SK/YDS	RATING
Grogan	423	206	3286	48.7	7.77	28	6.6	20	4.7	63t	45/341	77.4
Owen	47	27	248	57.4	5.28	2	4.3	3	6.4	32	4/41	59.5
Westbrook	2	2	52	100.0	26.0	0	0.0	0	0.0	28	0/0	118.8
Cavanaugh	1	1	10	100.0	10.0	0	0.0	0	0.0	10	0/0	108.3
Hare	1	1	4	100.0	4.0	0	0.0	0	0.0	4	0/0	83.3
Jackson	1	0	0	0.0	0.0	0	0.0	0	0.0	0/0	0/0	39.6
Patriots	**475**	**237**	**3600**	**49.9**	**7.58**	**30**	**6.3**	**23**	**4.8**	**63t**	**49/382**	**76.1**
Opponents	**467**	**246**	**3065**	**52.7**	**6.56**	**13**	**2.8**	**20**	**4.3**	**82**	**57/512**	**64.8**

1980 FINAL STATISTICS (10-6)

HEAD COACH: RON ERHARDT • SECOND IN AFC EAST • HOME STADIUM: SCHAEFER STADIUM

Date	W/L	Score		Opp.	Att.
9/07	W	34-17		Cleveland	49,222
9/14	L	21-37		Atlanta	48,321
9/21	W	37-31	at	Seattle	61,035
9/29	W	23-14		Denver	59,602
10/05	W	21-11	at	N.Y. Jets	53,603
10/12	W	34-0		Miami	60,377
10/19	W	37-21	at	Baltimore	53,924
10/26	L	13-31	at	Buffalo	75,092
11/02	W	34-21		N.Y. Jets	60,834
11/10	L	34-38	at	Houston	51,524
11/16	L	14-17		L.A. Rams	60,609
11/23	W	47-21		Baltimore	60,994
11/30	L	17-21	at	San Francisco	45,254
12/08	L	13-16	at	Miami OT	63,292
12/14	W	24-2		Buffalo	58,324
12/21	W	38-27	at	New Orleans	38,277

TEAM STATISTICS	PATS	OPP
TOTAL FIRST DOWNS	**319**	**270**
By Rushing	139	118
By Passing	154	141
By Penalty	26	11
Third Down: Md/Att.	98/210	79/214
Third Down: Eff.	46.7	36.9
TOTAL NET YARDS	**5435**	**4762**
Avg. per Game	339.7	297.6
Total Offensive Plays	1026	983
Avg. per Play	5.3	4.8
NET YARDS RUSHING	**2240**	**1876**
Total Rushing Plays	588	481
Avg. per Rush	3.8	3.9
Avg. per Game	140.0	117.3
NET YARDS PASSING	**3195**	**2886**
Avg. per Game	199.7	180.4
Sacked/Yards Lost	25/200	44/346
Gross Yards Passing	3395	3232
Att./Completions	413/240	458/266
Completion Pct.	58.1	58.1
Had Intercepted	27	24
PUNTS/AVERAGE	**63/38.0**	**92/41.0**
PUNT RETURNS/AVG	**28/8.5**	**60/8.6**
NET PUNTING AVG.	**33.6**	**33.3**
PENALTIES/YARDS	**79/696**	**92/833**
FUMBLES/BALLS LOST	**19/9**	**31/10**
TOUCHDOWNS	**52**	**40**
Rushing	19	12
Passing	27	28
Returns	6	0

SCORE BY PERIODS	1	2	3	4	OT	TOTAL
Patriots	**77**	**132**	**110**	**122**	**0**	**441**
Opponents	**64**	**97**	**56**	**105**	**3**	**325**

SCORING	TD	Ru	Pa	Rt	PAT	FG	S	TP
Smith	0	0	0	0	51/51	26/34	0	129
Calhoun	9	9	0	0			0	54
Francis	8	0	8	0			0	48
Morgan	6	0	6	0			0	36
Jackson	5	0	5	0			0	30
Hasselbeck	4	0	4	0			0	24
Ivory	3	2	0	1			0	18
Johnson	3	0	3	0			0	18
Tatupu	3	3	0	0			0	18
Clark	2	1	0	1			0	12
Ferguson	2	2	0	0			0	12
Foreman	1	1	0	0			0	6
Grogan	1	1	0	0			0	6
Pennywell	1	0	1	0			0	6
Haynes	1	0	0	1			0	6
James	1	0	0	1			0	6
Shoate	1	0	0	1			0	6
Sanford	1	0	0	1			0	6
Team	**0**	**0**	**0**	**0**	**0/1**	**0/0**	**0**	**0**
Patriots	**52**	**19**	**27**	**6**	**51/52**	**26/34**	**0**	**441**
Opponents	**40**	**12**	**28**	**0**	**39/40**	**14/20**	**2**	**325**

RUSHING	NO	YDS	AVG	LG	TD
Ferguson	211	818	3.9	44	2
Calhoun	200	787	3.9	22t	9
Grogan	30	112	3.7	19	1
Ivory	42	111	2.6	20t	2
Tatupu	33	97	2.9	11	3
Cavanaugh	19	97	5.1	22	0
Foreman	23	63	2.7	7	1
Clark	9	56	6.2	15	1
Jackson	5	37	7.4	16	0
Morgan	4	36	9.0	16	0
Johnson	11	26	2.4	11	0
Hubach	1	0	0.0	0	0
Patriots	**588**	**2240**	**3.8**	**44**	**19**
Opponents	**481**	**1876**	**3.9**	**33**	**12**

RECEIVING	NO	YDS	AVG	LG	TD
Morgan	45	991	22.0	71	6
Francis	41	664	16.2	39	8
Jackson	35	737	21.1	40	5
Calhoun	27	129	4.8	12	0
Johnson	24	259	10.8	22	3
Ferguson	22	173	7.9	18	0
Foreman	14	99	7.1	18	0
Ivory	12	95	7.9	19	0
Hasselbeck	8	130	16.3	35t	4
Westbrook	4	60	15.0	21	0
Pennywell	4	31	7.8	16	1
Tatupu	4	27	6.8	11	0
Patriots	**240**	**3395**	**14.1**	**71**	**27**
Opponents	**266**	**3232**	**12.2**	**79t**	**28**

INTERCEPTIONS	NO	YDS	AVG	LG	TD
Clayborn	5	87	17.4	29	0
Fox	4	41	10.2	23	0
James	4	32	8.0	19	0
Shoate	3	50	16.7	42t	1
Nelson	3	37	12.3	33	0
Hawkins	2	5	2.5	5	0
Haynes	1	31	31.0	31	0
Mathews	1	5	5.0	5	0
Sanford	1	0	0.0	0	0
Patriots	**24**	**288**	**12.0**	**42t**	**1**
Opponents	**27**	**369**	**13.7**	**80**	**0**

PUNTING	NO	YDS	AVG	LG	BLK
Barnes	45	1604	35.6	50	0
Chapple	26	967	37.2	57	0
Patriots	**71**	**2571**	**36.2**	**57**	**0**
Opponents	**75**	**2882**	**38.4**	**59**	**0**

PUNT RETURNS	NO	FC	YDS	AVG	LG	TD
James	33	3	331	10.0	75t	1
Haynes	17	2	140	8.2	35	0
Brown	10	1	42	4.2	14	0
Patriots	**60**	**6**	**513**	**8.6**	**75t**	**1**
Opponents	**28**	**13**	**237**	**8.5**	**25**	**0**

KICK RETURNS	NO	YDS	AVG	LG	TD
Ivory	36	992	27.6	98t	1
Brown	9	156	17.3	26	0
Currier	6	98	16.3	26	0
Westbrook	1	14	14.0	14	0
Clark	3	21	7.0	13	0
Pennywell	1	0	0.0	0	0
Patriots	**56**	**1281**	**22.9**	**89t**	**1**
Opponents	**90**	**1649**	**18.3**	**35**	**0**

SACKS: Adams 9.0, Hamilton 8.0, McGee 7.5, Shoate 6.0, Bishop 5.5, Zamberlin 2.5, Hawkins 2.0, Haynes 1.0, McGrew 1.0, Sanford 1.0, McDougald 0.5. Patriots 44.0, Opponents 25.0.

FIELD GOALS	1-19	20-29	30-39	40-49	50+
Smith	2-2	11-11	10-14	3-7	0-0
Patriots	**2-2**	**11-11**	**10-14**	**3-7**	**0-0**
Opponents	**0-0**	**8-8**	**4-8**	**2-3**	**0-1**

Smith: (37G,35G) () 19G,30G,44W,29G) (26G,19G,36G) () 30G,34W,36G) (27G,29G,37G) (41G,32G) (21G, 27G,44W) (26G,44G,32B) (47S) (22G,35G) (37W, 42G) (23G,33G,35B) (40W,27G) (22G).

OPPONENTS: (25G) (26G,27G,39G) (33G) (73S) (49B,39W,40G) () (35W) (23G,39W) () (45G) (29G) (39W) () (27G,24G,23G) () (30G,38G).

STARTERS:

OFFENSE: WR Stanley Morgan (16); LT Dwight Wheeler (15), Garry Puetz (1); LG John Hannah (16); C Bill Lenkaitis (16); RG Sam Adams (15), Bob Cryder (1); RT Shelby Jordon (16); TE Russ Francis (15), Don Hasselbeck (1); WR Harold Jackson (16); QB Steve Grogan (12), Matt Cavanaugh (4); RB Vagas Ferguson (16); FB Don Calhoun (16).

DEFENSE: LE Mel Lunsford (12), Richard Bishop (4); NT Ray Hamilton (15), R. Bishop (1); RE Julius Adams (16); LOLB Mike Hawkins (16), LILB Steve Nelson (16); RILB John Zamberlin (13), Bob Golic (3); ROLB Rod Shoate (16); LCB Raymond Clayborn (15), Mike Haynes (1); RCB M. Haynes (11), Rick Sanford (4), R. Clayborn (1); SS Roland James (10), R. Sanford (6); FS Tim Fox (16).

1980 Coaching Staff: Raymond Berry, Receivers, Gino Cappelletti, Special Teams, Billy Kinard, Defensive Backfield, Bill Parcells, Linebackers, John Polonchek, QBs/Special Asst. to Head Coach, Jim Ringo, Offensive Line, Fritz Shurmur, Defensive Coordinator/Line, Tom Yewcic, Offensive Backfield.

Pro Bowl (7): DE Julius Adams (1), FS Tim Fox (1), G John Hannah (5), CB Mike Haynes (5), WR Stanley Morgan (2), LB Steve Nelson (1), K John Smith (1).

PASSING	ATT	CMP	YARDS	CMP%	YDS/ATT	TD	TD%	INT	INT%	LG	SK/YDS	RATING
Grogan	306	175	2475	57.2	8.09	18	5.9	22	7.2	71	17/138	73.1
Cavanaugh	105	63	885	60.0	8.43	9	8.6	5	4.8	40	8/62	95.9
Jackson	2	2	35	100.0	17.5	0	0.0	0	0.0	23	0/0	118.8
Patriots	**413**	**240**	**3395**	**58.1**	**8.22**	**27**	**6.5**	**27**	**6.5**	**71**	**25/200**	**79.3**
Opponents	**458**	**266**	**3232**	**58.1**	**7.06**	**28**	**6.1**	**24**	**5.2**	**79t**	**44/346**	**78.4**

1981 FINAL STATISTICS (2-14)

HEAD COACH: RON ERHARDT • FIFTH IN AFC EAST • HOME STADIUM: SCHAEFER STADIUM

Date	W/L	Score		Opp.	Att.
9/06	L	28-29		Baltimore	49,572
9/13	L	3-13	at	Philadelphia	71,089
9/21	L	21-35		Dallas	60,311
9/27	L	21-27	at	Pittsburgh OT	53,344
10/04	W	33-17		Kansas City	55,931
10/11	L	24-28	at	N.Y. Jets	55,093
10/18	W	38-10		Houston	60,474
10/25	L	22-24	at	Washington	50,394
11/01	L	17-27	at	Oakland	44,246
11/08	L	27-30		Miami OT	60,436
11/15	L	6-17		N.Y. Jets	45,342
11/22	L	17-20	at	Buffalo	71,593
11/29	L	20-27		St. Louis	39,946
12/06	L	14-24	at	Miami	50,421
12/13	L	10-19		Buffalo	42,549
12/20	L	21-23	at	Baltimore	17,073

TEAM STATISTICS	PATS	OPP
TOTAL FIRST DOWNS	**306**	**328**
By Rushing	124	160
By Passing	166	148
By Penalty	16	20
Third Down: Md/Att.	77/208	100/230
Third Down: Eff.	37.0	43.5
TOTAL NET YARDS	**5623**	**5827**
Avg. per Game	351.4	364.2
Total Offensive Plays	1026	1103
Avg. per Play	5.5	5.3
NET YARDS RUSHING	**2040**	**2950**
Total Rushing Plays	499	644
Avg. per Rush	4.1	4.5
Avg. per Game	127.5	184.4
NET YARDS PASSING	**3583**	**2877**
Avg. per Game	223.9	179.8
Sacked/Yards Lost	45/321	20/175
Gross Yards Passing	3904	3052
Att./Completions	482/254	439/243
Completion Pct.	52.7	55.3
Had Intercepted	34	16
PUNTS/AVERAGE	**75/39.3**	**74/38.8**
NET PUNTING AVG.	**31.8**	**34.5**
PENALTIES/YARDS	**88/725**	**86/763**
FUMBLES/BALLS LOST	**32/16**	**34/17**
TOUCHDOWNS	**40**	**42**
Rushing	23	20
Passing	17	18
Returns	0	4

SCORE BY PERIODS	1	2	3	4	OT	TOTAL
Patriots	**68**	**92**	**67**	**95**	**0**	**322**
Opponents	**78**	**117**	**90**	**76**	**9**	**370**

SCORING	TD	Ru	Pa	Rt	PAT	FG	S	TP
Smith	0	0	0	0	37/39	15/24	0	82
Collins	7	7	0	0			0	42
Morgan	6	0	6	0			0	36
Hasselbeck	6	0	6	0			0	36
Cunningham	4	4	0	0			0	24
Cavanaugh	3	3	0	0			0	18
Ferguson	3	3	0	0			0	18
Tatupu	3	2	1	0			0	18
Calhoun	2	2	0	0			0	12
Grogan	2	2	0	0			0	12
Westbrook	2	0	2	0			0	12
Pennywell	1	0	1	0			0	6
Johnson	1	0	1	0			0	6
Team	0	0	0	0	0/1	0/0	0	0
Patriots	**40**	**23**	**17**	**0**	**37/40**	**15/24**	**0**	**322**
Opponents	**42**	**20**	**18**	**4**	**39/41**	**25/39**	**2**	**370**

RUSHING	NO	YDS	AVG	LG	TD
Collins	204	873	4.3	29	7
Ferguson	78	340	4.4	19t	3
Cunningham	86	269	3.1	12	4
Calhoun	57	205	3.6	33	2
Tatupu	38	201	5.3	43	2
Cavanaugh	17	92	5.4	11	3
Grogan	12	49	4.1	24t	2
Morgan	2	21	10.5	11	0
Pennywell	1	3	3.0	3	0
Johnson	2	1	0.5	5	0
Jackson	2	-14	-7.0	-5	0
Patriots	**499**	**2040**	**4.1**	**43**	**23**
Opponents	**644**	**2950**	**4.6**	**75t**	**20**

RECEIVING	NO	YDS	AVG	LG	TD
Hasselbeck	46	808	17.6	51	6
Morgan	44	1029	23.4	76t	6
Jackson	39	669	17.2	45	0
Johnson	39	429	11.0	36	1
Collins	26	232	9.0	22	0
Tatupu	12	132	11.0	41	1
Cunningham	12	92	7.7	12	0
Dawson	7	126	18.0	42	0
Westbrook	7	122	17.4	32	2
Calhoun	7	71	10.1	20	0
Toler	5	70	14.0	23	0
Ferguson	4	39	9.8	20	0
Pennywell	3	49	16.3	22t	1
Grogan	2	27	13.5	16	0
Cavanaugh	1	9	9.0	9	0
Patriots	**254**	**3904**	**15.4**	**76t**	**17**
Opponents	**243**	**3052**	**12.6**	**55**	**18**

INTERCEPTIONS	NO	YDS	AVG	LG	TD
Sanford	3	28	9.3	21	0
Fox	3	20	6.7	20	0
Clayborn	2	39	19.5	39	0
James	2	29	14.5	21	0
Buben	1	49	49.0	49	0
Hawkins	1	16	16.0	16	0
Zamberlin	1	11	11.0	11	0
Haynes	1	3	3.0	3	0
Shoate	1	0	0.0	0	0
K. Lee	1	0	0.0	0	0
Patriots	**16**	**195**	**12.2**	**49**	**0**
Opponents	**34**	**570**	**16.8**	**67**	**1**

PUNTING	NO	YDS	AVG	LG	TB	IN20	BLK
Camarillo	47	1959	41.7	9	12	75	0
Hubach	19	726	38.2	2	2	56	0
Hartley	9	266	30.0	2	0	41	0
Patriots	**75**	**2951**	**39.3**	**13**	**14**	**75**	**0**
Opponents	**74**	**2872**	**38.8**	**6**	**22**	**65**	**0**

PUNT RETURNS	NO	FC	YDS	AVG	LG	TD
Morgan	15	4	116	7.7	26	0
James	7	2	56	8.0	18	0
Haynes	6	1	12	2.0	6	0
Collins	3	0	15	5.0	15	0
Patriots	**31**	**7**	**199**	**6.4**	**26**	**0**
Opponents	**35**	**8**	**305**	**8.7**	**75t**	**1**

KICK RETURNS	NO	YDS	AVG	LG	TD
Collins	39	773	19.8	30	0
Toler	9	148	16.4	32	0
Sanford	4	82	20.5	27	0
Johnson	3	53	17.7	19	0
Dombroski	2	45	22.5	24	0
Calhoun	2	38	19.0	22	0
K. Lee	2	20	10.0	16	0
Ivory	1	19	19.0	19	0
Hasselbeck	1	7	7.0	7	0
Matthews	1	5	5.0	5	0
Hamilton	1	0	0.0	0	0
Patriots	**65**	**1190**	**18.3**	**32**	**0**
Opponents	**68**	**1326**	**19.5**	**53**	**0**

SACKS: McGee 5.5, Bishop 4.5, Lee 3.0, Adams 3.0, Shoate 2.0, Hawkins 1.0, Hamilton 1.0. Patriots 20.0, Opponents 45.0.

FIELD GOALS	1-19	20-29	30-39	40-49	50+
Smith	0-0	7-7	2-6	5-7	1-4
Patriots	**0-0**	**7-7**	**2-6**	**5-7**	**1-4**
Opponents	**1-1**	**11-12**	**6-10**	**6-14**	**1-2**

Smith: (50W,39W) (22G) (43S) () (50G,43G) (22G) (32W,21G) (25G,22G,46G,53S) (38G) (27G,34G) (42G,29G) (43G, 35B) (39W) (49N, 50N) (42G) ().

OPPONENTS: (48G,19G,35G) (46G,22G,44W) (26G,40W,26G,27G,25G) (39W,48W) (40W,35G) (50W,43W) (42G) (40B,34G) (51G,27W,26G) (24G,26G,30G) (47G,39W) (28G,42W,23G,38W) (44G,45G) (32G,37N) (29G) (30G,46S).

STARTERS:

OFFENSE: WR Stanley Morgan (13), Carlos Pennywell (2), Don Westbrook (1); LT Dwight Wheeler (11), Brian Holloway (5); LG John Hannah (16); C Pete Brock (16); RG Bob Cryder (15), Gary Puetz (1); RT Shelby Jordan (16); TE Don Hasselbeck (14), Lin Dawson (2); WR Harold Jackson (15); QB Matt Cavanaugh (8), Steve Grogan (7), Tom Owen (1); RB Tony Collins (11), Vagas Ferguson (5); FB Sam Cunningham (8), Don Calhoun (7), Mosi Tatupu (1); 3rd TE L. Dawson (1).

DEFENSE: LE Tony McGee (9), Mark Buben (4), John Lee (3); NT Richard Bishop (16); RE Julius Adams (16); LOLB Mike Hawkins (15), Steve King (1); LILB Steve Nelson (12), Bob Golic (4); RILB Bill Mathews (9), B. Golic (5), J. Lee (1), John Zamberlin (1); ROLB Rod Shoate (16); LCB Raymond Clayborn (16); RCB Mike Haynes (6), Keith Lee (6), Roland James (3), Rick Sanford (1); SS R. Sanford (13), R. James (3); FS Tim Fox (16).

1981 Coaching Staff: Raymond Berry, Receivers, Gino Cappelletti, Special Teams, Bobby Grier, Offensive Backfield, Rick Lantz, Linebackers, Babe Parilli, Quarterbacks, Jim Ringo, Offensive Line, Dick Roach, Defensive Backs, Fritz Shurmur, Defensive Coordinator/Line.

Pro Bowl (1): G John Hannah (5).

PASSING	ATT	CMP	YARDS	CMP%	YDS/ATT	TD	TD%	INT	INT%	LG	SK/YDS	RATING
Cavanaugh	219	115	1633	52.5	7.46	5	2.3	13	5.9	65	24/165	59.8
Grogan	216	117	1859	54.2	8.61	7	3.2	16	7.4	76t	19/137	63.0
Owen	36	15	218	41.7	6.05	1	2.8	4	11.1	28	2/19	31.7
Johnson	9	7	194	77.7	21.5	4	44.0	1	11.1	66t	0/0	118.8
Jackson	1	0	0	0.0	0.00	0	0.0	0	0.0	0	0/0	39.6
Collins	1	0	0	0.0	0.00	0	0.0	0	0.0	0	0/0	39.6
Patriots	**482**	**254**	**3904**	**52.7**	**8.10**	**17**	**3.5**	**34**	**7.0**	**76t**	**45/321**	**62.1**
Opponents	**439**	**243**	**3052**	**55.3**	**6.95**	**18**	**4.1**	**16**	**3.6**	**55**	**20/175**	**75.7**

1982 FINAL STATISTICS (5-4)

HEAD COACH: RON MEYER • THIRD IN AFC EAST • HOME STADIUM: SCHAEFER STADIUM

Date	W/L	Score		Opp.	Att.
9/12	W	24-13	at	Baltimore	39,055
9/19	L	7-31		N.Y. Jets	53,515
11/21	L	7-10	at	Cleveland	47,281
11/28	W	29-21		Houston	33,602
12/05	L	13-26	at	Chicago	36,973
12/12	W	3-0		Miami	25,716
12/19	W	16-0	at	Seattle	53,457
12/26	L	14-37	at	Pittsburgh	50,515
1/02	W	30-19		Buffalo	36,218
AFC PLAYOFFS					
1/08	L	13-28	at	Miami	68,842

TEAM STATISTICS	*PATS*	*OPP*
TOTAL FIRST DOWNS	**146**	**185**
By Rushing	74	87
By Passing	63	88
By Penalty	9	10
Third Down: Md/Att.	37/109	47/122
Third Down: Eff.	33.9	38.5
Fourth Down: Md/Att.	4/7	5/8
Fourth Down: Eff.	57.1	62.5
TOTAL NET YARDS	**2633**	**2808**
Avg. per Game	292.6	312.0
Total Offensive Plays	526	602
Avg. per Play	5.0	4.6
NET YARDS RUSHING	**1347**	**1289**
Total Rushing Plays	324	315
Avg. per Rush	4.2	4.1
Avg. per Game	149.7	143.2
NET YARDS PASSING	**1286**	**1519**
Avg. per Game	142.9	168.8
Sacked/Yards Lost	15/134	20/172
Gross Yards Passing	1420	1691
Att./Completions	187/93	267/142
Completion Pct.	49.7	53.2
Had Intercepted	9	12
PUNTS/AVERAGE	**49/43.7**	**43/39.7**
NET PUNTING AVG.	**37.7**	**33.7**
PENALTIES/YARDS	**53/412**	**39/290**
FUMBLES/BALLS LOST	**16/8**	**19/11**
TOUCHDOWNS	**17**	**18**
Rushing	3	9
Passing	12	9
Returns	2	0

SCORE BY PERIODS	*1*	*2*	*3*	*4*	*OT*	*TOTAL*
Patriots	**23**	**33**	**37**	**50**	**0**	**143**
Opponents	**34**	**49**	**13**	**61**	**0**	**157**

SCORING	*TD*	*Ru*	*Pa*	*Rt*	*PAT*	*FG*	*S*	*TP*
Smith	0	0	0	0	6/7	5/8	0	21
Collins	3	1	2	0			0	18
Morgan	3	0	3	0			0	18
Toler	2	0	2	0			0	12
Miller	0	0	0	0	4/4	2/3	0	10
Robinson	0	0	0	0	5/5	1/2	0	8
Bradshaw	1	0	1	0			0	6
Brown	1	0	1	0			0	6
Dawson	1	0	1	0			0	6
Grogan	1	1	0	0			0	6
Hasselbeck	1	0	1	0			0	6
Sanford	1	0	0	1			0	6
R. Smith	1	0	0	1			0	6
van Eeghen	1	0	1	0			0	6
Weathers	1	1	0	0			0	6
Crump	0	0	0	0			1	2
Team	0	0	0	0	0/1	0/0	0	0
Patriots	**17**	**3**	**12**	**2**	**15/17**	**8/13**	**1**	**143**
Opponents	**18**	**9**	**9**	**0**	**17/18**	**10/15**	**1**	**157**

RUSHING	*NO*	*YDS*	*AVG*	*LG*	*TD*
Collins	164	632	3.9	54	1
van Eeghen	82	386	4.7	17	0
Tatupu	30	168	5.6	26	0
Weathers	24	83	3.5	18	1
Grogan	9	42	4.7	19	1
Cunningham	9	21	2.3	4	0
Ferguson	1	5	5.0	5	0
Toler	1	4	4.0	4	0
Cavanaugh	2	3	1.5	3	0
Morgan	2	3	1.5	3	0
Patriots	**324**	**1347**	**4.2**	**54**	**3**
Opponents	**315**	**1289**	**4.1**	**48**	**9**

RECEIVING	*NO*	*YDS*	*AVG*	*LG*	*TD*
Morgan	28	584	20.9	75t	3
Collins	19	187	9.8	33	2
Hasselbeck	15	158	10.5	41	1
Dawson	13	160	12.3	26	1
Bradshaw	6	111	18.5	48	1
Brown	4	114	28.5	41	1
Weathers	3	24	8.0	22	0
Toler	2	63	31.5	33t	2
van Eeghen	2	14	7.0	9	1
Jones	1	5	5.0	5	0
Patriots	**93**	**1420**	**15.3**	**75t**	**12**
Opponents	**142**	**1691**	**11.9**	**46t**	**9**

INTERCEPTIONS	*NO*	*YDS*	*AVG*	*LG*	*TD*
Haynes	4	26	6.5	26	0
James	3	12	4.0	12	0
Sanford	2	105	52.5	99t	1
Blackmon	2	7	3.5	7	0
Clayborn	1	26	26.0	26	0
Patriots	**12**	**176**	**14.7**	**99t**	**1**
Opponents	**9**	**100**	**11.1**	**44**	**0**

PUNTING	*NO*	*YDS*	*AVG*	*TB*	*IN20*	*LG*	*BLK*
Camarillo	49	2140	43.7	5	10	76	0
Patriots	**49**	**2140**	**43.7**	**5**	**10**	**76**	**0**
Opponents	**43**	**1709**	**39.7**	**6**	**12**	**81**	**0**

PUNT RETURNS	*NO*	*FC*	*YDS*	*AVG*	*LG*	*TD*
Smith, R.	16	8	139	8.7	19	0
Patriots	**16**	**8**	**139**	**8.7**	**19**	**0**
Opponents	**26**	**9**	**191**	**7.3**	**21**	**0**

KICK RETURNS	*NO*	*YDS*	*AVG*	*LG*	*TD*
Smith, R.	24	567	23.6	98t	1
Taylor	2	46	23.0	27	0
Dombroski	1	19	19.0	19	0
Lee	1	14	14.0	14	0
Patriots	**28**	**646**	**23.1**	**98t**	**1**
Opponents	**32**	**614**	**19.2**	**46**	**0**

SACKS: Blackmon 4.5, Sims 3.0, Adams 2.0, James 2.0, Weishuhn 2.0, Williams, L. 2.0, McGrew 1.5, Crump 1.0, Henson 1.0, Zamberlin 1.0. Patriots 20.0, Opponents 15.0.

FIELD GOALS	*1-19*	*20-29*	*30-39*	*40-49*	*50+*
Smith	0-1	2-2	2-2	1-3	0-0
Miller	0-0	2-2	0-1	0-0	0-0
Robinson	1-1	0-1	0-0	0-0	0-0
Patriots	**0-1**	**5-5**	**2-4**	**1-3**	**0-0**
Opponents	**0-0**	**4-4**	**2-3**	**4-5**	**0-3**

Robinson: (24G) () (33N).

Miller: (23G,25G) (36B).

Smith: (18N,33G) (21G,41B,37G,48W,23G) ( ) (42G).

OPPONENTS: (49G,37WR,30G) (30G) (24G) (52S) (53W,43G) (45B) (52B) (21G,25G,44G) (46G,25G).

STARTERS:

OFFENSE: WR Stanley Morgan (9); LT Brian Holloway (9); LG John Hannah (8), Bob Cryder (1); C Pete Brock (9); RG Ron Wooten (7), B. Cryder (2); RT Shelby Jordan (9); TE Don Hassleback (5), Lin Dawson (4); WR Morris Bradshaw (5), Preston Brown (4); QB Steve Grogan (6), Matt Cavanaugh (3); RB Tony Collins (9); FB Mark van Eeghen (5), Sam Cunningham (2), Robert Weathers (2).

DEFENSE: LE Kenneth Sims (9); NT Lester Williams (9); Julius Adams (9); LOLB Lawrence McGrew (8), Andre Tippett (1); LILB Steve Nelson (9); RILB Clayton Weishuhn (9); Don Blackmon (9); LCB Mike Haynes (9) RCB Raymond Clayborn (9); SS Roland James (7), Keith Lee (2); FS Rick Sanford (9).

1982 Coaching Staff: Tommy Brasher, Linebackers, Clev Bryant, Offensive Backfield, LeBaron Caruthers, Strength/ Conditioning, Steve Endicott, Receivers, Lew Erber, QB's/Offensive Coordinator, Jim Mora, Defensive Coordinator, Bill Muir, Offensive Line, Dante Scarnecchia, Special Teams/TE's, Steve Sidwell, Linebackers, Steve Walters, Defensive Backs.

Pro Bowl (2): G John Hannah (6), CB Mike Haynes (6).

PASSING	*ATT*	*CMP*	*YARDS*	*CMP%*	*YDS/ATT*	*TD*	*TD%*	*INT*	*INT%*	*LG*	*SK/YDS*	*RATING*
Grogan	122	66	930	54.1	7.62	7	5.7	4	3.3	62t	8/48	84.4
Cavanaugh	60	27	490	45.0	8.17	5	8.3	5	8.3	75t	7/86	66.7
Flick	5	0	0	0.0	0.00	0	0.0	0	0.0	-	0/0	39.6
Patriots	**187**	**93**	**1420**	**49.7**	**7.59**	**12**	**6.4**	**9**	**4.8**	**75t**	**15/134**	**76.5**
Opponents	**267**	**142**	**1691**	**53.2**	**6.33**	**9**	**3.4**	**12**	**4.5**	**46t**	**20/172**	**65.3**

1983 FINAL STATISTICS (8-8)

HEAD COACH: RON MEYER • TIED SECOND IN AFC EAST • HOME STADIUM: SULLIVAN STADIUM

Date	W/L	Score		Opp.	Att.
9/04	L	23-29		Baltimore (OT)	45,526
9/11	L	24-34	at	Miami	59,343
9/18	W	23-13		N.Y. Jets	43,182
9/25	W	28-23	at	Pittsburgh	58,282
10/02	L	13-33		San Francisco	54,293
10/09	L	7-12	at	Baltimore	35,618
10/16	W	37-21		San Diego	59,016
10/23	W	31-0	at	Buffalo	60,424
10/30	L	13-24	at	Atlanta	47,546
11/06	W	21-7		Buffalo	42,604
11/13	W	17-6		Miami	60,771
11/20	L	0-30		Cleveland	40,987
11/27	L	3-26	at	N.Y. Jets	48,620
12/04	W	7-0		New Orleans	24,579
12/11	W	21-7	at	L.A. Rams	46,503
12/18	L	6-24	at	Seattle	59,688

TEAM STATISTICS	PATS	OPP
TOTAL FIRST DOWNS	**284**	**326**
By Rushing	130	129
By Passing	138	172
By Penalty	16	25
Third Down: Md/Att.	82/205	101/234
Third Down: Eff.	40.0	43.1
Fourth Down: Md/Att.	4/12	8/19
Fourth Down: Eff.	33.3	42.1
TOTAL NET YARDS	**5311**	**5576**
Avg. per Game	331.9	348.5
Total Offensive Plays	995	1102
Avg. per Play	5.3	5.1
NET YARDS RUSHING	**2605**	**2281**
Total Rushing Plays	538	549
Avg. per Rush	4.8	4.2
Avg. per Game	162.8	142.6
NET YARDS PASSING	**2706**	**3295**
Avg. per Game	169.1	205.9
Sacked/Yards Lost	45/334	39/270
Gross Yards Passing	3040	3565
Att./Completions	412/220	514/277
Completion Pct.	53.4	53.9
Had Intercepted	18	17
PUNTS/AVERAGE	**81/44.6**	**78/42.0**
NET PUNTING AVG.	**37.1**	**34.8**
PENALTIES/YARDS	**90/815**	**84/674**
FUMBLES/BALLS LOST	**47/20**	**30/19**
TOUCHDOWNS	**36**	**31**
Rushing	19	9
Passing	16	19
Returns	1	3

SCORE BY PERIODS	1	2	3	4	OT	TOTAL
Patriots	**53**	**71**	**40**	**110**	**0**	**274**
Opponents	**47**	**110**	**67**	**59**	**6**	**289**

SCORING	TD	Ru	Pa	Rt	PAT	FG	S	TP
Collins	10	10	0	0			0	60
Ramsey	6	0	6	0			0	36
Steinfort	0	0	0	0	16/17	6/15	0	34
Tatupu	5	4	1	0			0	30
Smith	0	0	0	0	12/15	3/6	0	21
C. Weathers	3	0	3	0			0	18
Grogan	2	2	0	0			0	12
Morgan	2	0	2	0			0	12
Starring	2	0	2	0			0	12
van Eeghen	2	2	0	0			0	12
Dawson	1	0	1	0			0	6
Jones	1	0	1	0			0	6
R. Weathers	1	1	0	0			0	6
Weishuhn	1	0	0	1			0	6
Zendejas	0	0	0	0	3/4	0/1	0	3
Patriots	**36**	**19**	**16**	**1**	**31/36**	**9/22**	**0**	**274**
Opponents	**31**	**9**	**19**	**3**	**29/30**	**24/31**	**1**	**289**

RUSHING	NO	YDS	AVG	LG	TD
Collins	219	1049	4.8	50t	10
Tatupu	106	578	5.5	55	4
R. Weathers	73	418	5.7	77	1
van Eeghen	95	358	3.8	11	2
Grogan	23	108	4.7	17	2
Eason	19	39	2.1	12	0
C. Weathers	1	28	28.0	28	0
Kerrigan	1	14	14.0	14	0
Morgan	1	13	13.0	13	0
Patriots	**538**	**2605**	**4.8**	**77**	**19**
Opponents	**549**	**2281**	**4.2**	**29**	**9**

RECEIVING	NO	YDS	AVG	LG	TD
Morgan	58	863	14.9	50t	2
Collins	27	257	9.5	20	0
Ramsey	24	335	14.0	39	6
R. Weathers	23	212	9.2	19	0
Jones	20	323	16.2	30	1
C. Weathers	19	379	19.9	58t	3
Starring	17	389	22.9	76t	2
van Eeghen	10	102	10.2	23	0
Tatupu	10	97	9.7	17	1
Dawson	9	84	9.3	14	1
Hasselbeck	1	7	7.0	7	0
B. Williams	1	0	0.0	0	0
Grogan	1	-8	-8.0	-8	0
Patriots	**220**	**3040**	**13.8**	**76t**	**16**
Opponents	**277**	**3565**	**12.9**	**68t**	**19**

INTERCEPTIONS	NO	YDS	AVG	LG	TD
Sanford	7	24	3.4	16	0
James	5	99	19.8	46	0
Marion	2	4	2.0	4	0
Blackmon	1	39	39.0	39	0
Nelson	1	6	6.0	6	0
McGrew	1	3	3.0	3	0
Weishuhn	0	27	-	27t	1
Patriots	**17**	**202**	**11.9**	**46**	**1**
Opponents	**18**	**361**	**20.1**	**65t**	**1**

PUNTING	NO	YDS	AVG	LG	TB	IN20	BLK
Camarillo	81	3615	44.6	11	25	70	0
Patriots	**81**	**3615**	**44.6**	**11**	**25**	**70**	**0**
Opponents	**78**	**3273**	**42.0**	**8**	**21**	**62**	**0**

PUNT RETURNS	NO	FC	YDS	AVG	LG	TD
R. Smith	38	12	398	10.5	55	0
C. Weathers	4	0	1	0.3	3	0
Sanford	1	2	0	0.0	0	0
Lee	1	0	0	0.0	0	0
Patriots	**44**	**14**	**399**	**9.1**	**55**	**0**
Opponents	**48**	**6**	**392**	**8.2**	**22**	**0**

KICK RETURNS	NO	YDS	AVG	LG	TD
R. Smith	42	916	21.8	53	0
R. Weathers	3	68	22.7	29	0
C. Weathers	3	58	19.3	33	0
Jones	4	63	15.8	23	0
Lee	4	40	10.0	19	0
Golden	1	10	10.0	10	0
Patriots	**57**	**1155**	**20.3**	**53**	**0**
Opponents	**56**	**1082**	**19.3**	**60**	**0**

FIELD GOALS	1-19	20-29	30-39	40-49	50+
Steinfort	0-0	3-4	3-5	0-6	0-0
Smith	0-0	1-1	1-4	1-1	0-0
Zendejas	0-0	0-0	0-0	0-1	0-0
Patriots	0-0	4-5	4-9	1-8	0-0
Opponents	**2-2**	**12-13**	**6-8**	**1-2**	**3-6**

Smith: (36WR,33WL,39G) (22G) (43G) () (37WR).

Steinfort: (41WL) (35G,20G,32G) (47WL,48WR,22G) () (46B) (44WR,20G) ( ) (39WL,33G) (37S,48WL,24WL).

Zendejas: (41WL) ().

OPPONENTS: (25G,52G,33G) (28G,23G) () (20G,34G,28G) (45G,35G,36G,24G) (52G) () (54WL,47WL) (23G) (24WL) (52G,29G,53WL) (22G,20G,20G) (18G,34G,35G,19G) (35WL) (41WL) (29G,34WR).

SACKS: Tippett 8.5, Adams 8.0, Owens 4.0, Blackmon 3.5, Browning 2.0, James 2.0, McGrew 2.0, Rembert 2.0, Weishuhn 2.0, Williams, T. 2.0, Nelson 1.0, Williams, L. 1.0, Harris 0.5, Rogers 0.5. Patriots 39.0, Opponent 45.0.

STARTERS:

OFFENSE: WR Stanley Morgan (16); LT Brian Holloway (16); LG John Hannah (16); C Pete Brock (13), Dwight Wheeler (3); RG Ron Wooten (16); RT Bob Cryder (14), Darryl Haley (2); TE Lin Dawson (10), Derrick Ramsey (6); WR Cedric Jones (12), Stephen Starring (3); QB Steve Grogan (12), Tony Eason (4); RB Tony Collins (16); FB Mark van Eeghen (10), Robert Weathers (5), Mosi Tatupu (1); 2nd TE Derrick Ramsey (1).

DEFENSE: LE Toby Williams (10), Kenneth Sims (2), Marshall Harris (2), Ron Spears (1), Lester Williams (1); NT Dennis Owens (14), Luther Henson (2); RE Julius Adams (16); LOLB Andre Tippett (12), Larry McGrew (4); LILB Johnny Rembert (8), Steve Nelson (7), Tim Golden (1); RILB Clayton Weishuhn (16); ROLB Don Blackmon (14), L. McGrew (1), A. Tippett (1); LCB Ronnie Lippett (16); RCB Raymond Clayborn (16); SS Roland James (16); FS Rick Sanford (16).

1983 Coaching Staff: Tommy Brasher, Linebackers, Cleve Bryant, Offensive Backfield, LeBaron Caruthers, Strength/ Conditioning, Steve Endicott, Receivers, Lew Erber, QB's/Offensive Coordinator, Bill Muir, Offensive Line, Rod Rust, Defensive Coordinator, Dante Scarnecchia, Special Teams/TE's , Steve Sidwell, Linebackers, Steve Walters, Defensive Backs.

Pro Bowl (5): P Rich Camarillo (1), CB Raymond Clayborn (1), RB Tony Collins (1), G John Hannah (7), T Brian Holloway (1).

PASSING	ATT	CMP	YARDS	CMP%	YDS/ATT	TD	TD%	INT	INT%	LG	SK/YDS	RATING
Grogan	303	168	2411	55.4	7.95	15	4.9	12	3.9	76t	29/195	81.4
Eason	95	46	557	48.4	5.86	1	1.0	5	5.2	35	16/139	48.4
Kerrigan	14	6	72	42.9	5.14	0	0.0	1	7.1	19	0/0	29.5
Patriots	**412**	**220**	**3040**	**53.4**	**7.37**	**16**	**4.3**	**18**	**4.3**	**76t**	**45/334**	**72.1**
Opponents	**514**	**277**	**3565**	**53.9**	**6.93**	**19**	**3.6**	**17**	**3.3**	**68t**	**39/270**	**74.4**

1984 FINAL STATISTICS (9-7)

HEAD COACH: RON MEYER (5-3), RAYMOND BERRY (4-4) • SECOND IN AFC EAST • HOME STADIUM: SULLIVAN STADIUM

Date	W/L	Score		Opp.	Att.
9/02	W	21-17	at	Buffalo	48,528
9/09	L	7-28	at	Miami	66,083
9/16	W	38-23		Seattle	43,140
9/23	L	10-26		Washington	60,503
9/30	W	28-21	at	N.Y. Jets	68,978
10/07	W	17-16	at	Cleveland	53,036
10/14	W	20-14		Cincinnati	48,154
10/21	L	24-44		Miami	60,711
10/28	W	30-20		N.Y. Jets	60,513
11/04	L	19-26	at	Denver	74,908
11/11	W	38-10		Buffalo	43,313
11/18	W	50-17	at	Indianapolis	60,009
11/22	L	17-20	at	Dallas	55,341
12/02	L	10-33		St. Louis	53,558
12/09	L	17-27	at	Philadelphia	41,581
12/16	W	16-10		Indianapolis	22,383

TEAM STATISTICS	PATS	OPP
TOTAL FIRST DOWNS	**315**	**311**
By Rushing	104	109
By Passing	186	182
By Penalty	25	20
Third Down: Md/Att.	83/214	90/255
Third Down: Eff.	39.0	40.0
Fourth Down: Md/Att.	4/5	9/18
Fourth Down: Eff.	80.0	50.0
TOTAL NET YARDS	**5263**	**5100**
Avg. per Game	328.9	318.7
Total Offensive Plays	1048	1066
Avg. per Play	5.0	4.8
NET YARDS RUSHING	**2032**	**1886**
Total Rushing Plays	482	498
Avg. per Rush	4.2	3.8
Avg. per Game	127.0	117.8
NET YARDS PASSING	**3231**	**3214**
Avg. per Game	201.9	200.8
Sacked/Yards Lost	66/454	55/452
Gross Yards Passing	3685	3666
Att./Completions	500/292	513/283
Completion Pct.	58.4	55.2
Had Intercepted	14	17
PUNTS/AVERAGE	**92/42.4**	**83/40.3**
NET PUNTING AVG.	**35.0**	**33.4**
PENALTIES/YARDS	**86/674**	**87/773**
FUMBLES/BALLS LOST	**29/15**	**33/8**
TOUCHDOWNS	**42**	**42**
Rushing	15	11
Passing	26	25
Returns	1	6

SCORE BY PERIODS	1	2	3	4	OT	TOTAL
Patriots	**68**	**74**	**108**	**112**	**0**	**362**
Opponents	**78**	**115**	**84**	**75**	**0**	**352**

SCORING	TD	Ru	Pa	Rt	PAT	FG	S	TP
Franklin	0	0	0	0	42/42	22/28	0	108
Ramsey	7	0	7	0			0	42
Collins	5	5	0	0			0	30
Eason	5	5	0	0			0	30
Morgan	5	0	5	0			0	30
Dawson	4	0	4	0			0	24
Starring	4	0	4	0			0	24
Tatupu	4	4	0	0			0	24
Jones	3	0	2	1			0	18
C. Weathers	2	0	2	0			0	12
C. James	1	1	0	0			0	6
Robinson	1	0	1	0			0	6
Fryar	1	0	1	0			0	6
R. James	0	0	0	0			1	2
Patriots	**42**	**15**	**26**	**1**	**42/42**	**22/28**	**1**	**362**
Opponents	**42**	**11**	**25**	**6**	**37/42**	**21/31**	**0**	**352**

RUSHING	NO	YDS	AVG	LG	TD
C. James	160	790	4.9	73	1
Tatupu	133	553	4.2	20t	4
Collins	138	550	4.0	21	5
Eason	40	154	3.9	25t	5
Grogan	7	12	1.7	13	0
Fryar	2	-11	-5.5	0	0
Starring	2	-16	-8.0	0	0
Patriots	**482**	**2032**	**4.2**	**73**	**15**
Opponents	**498**	**1886**	**3.8**	**53**	**11**

RECEIVING	NO	YDS	AVG	LG	TD
Ramsey	66	792	12.0	34	7
Starring	46	657	14.3	65t	4
Dawson	39	427	10.9	27	4
Morgan	38	709	18.7	76t	5
C. James	22	159	7.2	16	0
Jones	19	244	12.8	22	2
Tatupu	16	159	9.9	24	0
Collins	16	100	6.2	19	0
Fryar	11	164	14.9	26	1
C. Weathers	8	115	14.4	29	2
Hawthorne	7	127	18.1	26	0
Robinson	4	32	8.0	17	1
Patriots	**292**	**3685**	**12.6**	**76t**	**26**
Opponents	**283**	**3666**	**13.0**	**68t**	**25**

INTERCEPTIONS	NO	YDS	AVG	LG	TD
Clayborn	3	102	34.0	85	0
Lippett	3	23	7.7	13	0
Marion	2	39	19.5	26	0
R. James	2	14	7.0	14	0
Gibson	2	4	2.0	4	0
Sanford	2	2	1.0	2	0
Dombroski	1	23	23.0	23	0
Blackmon	1	3	3.0	3	0
Nelson	1	0	0.0	0	0
Patriots	**17**	**210**	**12.4**	**85**	**0**
Opponents	**14**	**237**	**16.9**	**86t**	**3**

PUNTING	NO	YDS	AVG	TB	IN20	LG	BLK
Camarillo	48	2020	42.1	7	12	61	0
Prestridge	44	1884	42.8	5	8	89	0
Patriots	**92**	**3904**	**42.4**	**12**	**20**	**89**	**0**
Opponents	**83**	**3345**	**40.3**	**7**	**17**	**64**	**0**

PUNT RETURNS	NO	FC	YDS	AVG	LG	TD
Fryar	36	10	347	9.6	55	0
Starring	10	1	73	7.3	16	0
C. Weathers	1	0	7	7.0	7	0
Gibson	1	0	3	3.0	3	0
Sanford	0	2	0	0.0	0	0
R. James	0	2	0	0.0	0	0
Patriots	**48**	**15**	**430**	**9.0**	**55**	**0**
Opponents	**45**	**12**	**442**	**9.8**	**47t**	**1**

SACKS: Tippett 18.5, Owens 6.5, Williams, T. 6.0, Blackmon 5.0, Adams 4.0, Nelson 4.0, Sims 3.5, Henson 2.0, Rogers 2.0, Williams L. 1.5, Marion 1.0, McGrew 0.5, Rembert 0.5. Team 55.0 Opp. 66.0.

KICK RETURNS	NO	YDS	AVG	LG	TD
Collins	26	544	20.9	46	0
J. Williams	23	461	20.0	29	0
Fryar	5	95	19.0	22	0
Lee	3	43	14.3	17	0
Robinson	3	38	12.7	14	0
Smith	1	22	22.0	22	0
Jones	1	20	20.0	20	0
Hawthorne	1	14	14.0	14	0
Tatupu	1	9	9.0	9	0
Patriots	**64**	**1246**	**19.5**	**46**	**0**
Opponents	**73**	**1373**	**18.8**	**69**	**0**

FIELD GOALS	1-19	20-29	30-39	40-49	50+
Franklin	2-2	10-10	4-7	6-8	0-1
Patriots	**2-2**	**10-10**	**4-7**	**6-8**	**0-1**
Opponents	**2-2**	**9-9**	**4-8**	**5-10**	**1-2**

Franklin: () () (32G) (44S,22G) (33WL,49WL) (45G) (20G,27G) (48G) (20G,27G,47G) (30G,40G,36WR,47G,19G) (21G) (28G,40G) (29G,56S) (19G) (24G,38WL) (21G,34G,36G).

OPPONENTS: (45WL,27G) (39WL,42WL) (42G) (19G,42G,22G,27G) () (24G, 48G,27G,36WL) (37S,35WR) (28G) (46G,18G) () (34G,43WL) (35G,61S) (28G,23G) (36G,33G) (50G,46G,48WR) (25G,42B).

STARTERS:

OFFENSE: WR Stanley Morgan (12), Irving Fryar (2), Cedric Jones (2); LT Brian Holloway (16); LG John Hannah (15), Guy Morriss (1); C Pete Brock (12), G. Morriss; RG Ron Wooten (16); RT Darryl Haley (16); TE Lin Dawson (15), Derrick Ramsey (1); WR Stephen Starring (16); QB Tony Eason (13), Steve Grogan (3); RB Craig James (7), Tony Collins (5); Mosi Tatupu (4); H-Back D. Ramsey (12), Greg Hawthorne (1), Bo Robinson (1); 3rd WR I. Fryar (1), C. Jones (1).

DEFENSE: LE Kenneth Sims (16); NT Dennis Owens (16); RE Toby Williams (15), Julius Adams (1); LOLB Andre Tippett (16), LILB Steve Nelson (16); RILB Lawrence McGrew (15), Clayton Weishuhn (1); ROLB Don Blackmon (16); LCB Ernest Gibson (8), Ronnie Lippett (8); RCB Raymond Clayborn (16); SS Roland James (15), Fred Marion (1); FS F. Marion (9), Rick Sanford (7).

1984 Coaching Staff: Tommy Brasher, Linebackers, Clev Bryant, Offensive Backfield, LeBaron Caruthers, Strength/ Conditioning, Steve Endicott, Receivers, Lew Erber, QB's/Offensive Coordinator, Bill Muir, Offensive Line, Rod Rust, Defensive Coordinator, Dante Scarnecchia, Special Teams/TE's , Steve Sidwell, Linebackers, Steve Walters, Defensive Backs.

Pro Bowl (4): G John Hannah (8), T Brian Holloway (2), LB Steve Nelson (2), LB Andre Tippett (1).

PASSING	ATT	CMP	YARDS	CMP%	YDS/ATT	TD	TD%	INT	INT%	LG	SK/YDS	RATING
Eason	431	259	3228	60.1	7.49	23	5.3	8	1.8	76t	59/409	93.4
Grogan	68	32	444	47.1	6.53	3	4.4	6	8.8	65t	7/45	46.4
Kerrigan	1	1	13	100.0	13.0	0	0.0	0	0.0	13	0/0	118.8
Patriots	**500**	**292**	**3685**	**58.4**	**7.37**	**26**	**5.2**	**14**	**2.8**	**76t**	**66/454**	**87.1**
Opponents	**513**	**283**	**3666**	**55.2**	**7.14**	**25**	**4.9**	**17**	**3.3**	**68t**	**55/452**	**80.3**

1985 FINAL STATISTICS (11-5)

HEAD COACH: RAYMOND BERRY • TIED SECOND IN AFC EAST (WILD CARD PLAYOFF QUALIFIER) • HOME STADIUM: SULLIVAN STADIUM

Date	W/L	Score		Opp.	Att.
9/08	W	26-20		Green Bay	49,488
9/15	L	7-20	at	Chicago	60,533
9/22	W	17-14	at	Buffalo	40,334
9/29	L	20-35		L.A. Raiders	60,686
10/06	L	20-24	at	Cleveland	62,139
10/13	W	14-3		Buffalo	40,462
10/20	W	20-13		N.Y. Jets	58,163
10/27	W	32-14	at	Tampa Bay	34,661
11/03	W	17-13		Miami	58,811
11/10	W	34-15		Indianapolis	54,176
11/17	W	20-13	at	Seattle	60,345
11/24	L	13-16	at	N.Y. Jets OT	74,100
12/01	W	38-31	at	Indianapolis	56,740
12/08	W	23-6		Detroit	59,078
12/16	L	27-30	at	Miami	69,489
12/22	W	34-23		Cincinnati	57,953
AFC PLAYOFFS					
12/28	W	26-14	at	N.Y. Jets	70,598
1/05	W	27-20	at	L.A. Raiders	88,936
1/12	W	31-14	at	Miami	74,978
SUPER BOWL XX (at New Orleans, La.)					
1/26	L	10-46		vs.Chicago	73,818

TEAM STATISTICS	PATS	OPP
TOTAL FIRST DOWNS	**294**	**284**
By Rushing	126	92
By Passing	153	168
By Penalty	15	24
Third Down: Md/Att.	83/223	74/227
Third Down: Eff.	37.0	33.0
Fourth Down: Md/Att.	4/10	5/15
Fourth Down: Eff.	40.0	33.0
TOTAL NET YARDS	**5499**	**4714**
Avg. per Game	343.7	294.6
Total Offensive Plays	1061	1042
Avg. per Play	5.2	4.5
NET YARDS RUSHING	**2331**	**1655**
Total Rushing Plays	565	466
Avg. per Rush	4.1	3.6
Avg. per Game	145.7	103.4
NET YARDS PASSING	**3168**	**3059**
Avg. per Game	198.0	191.2
Sacked/Yards Lost	39/315	51/334
Gross Yards Passing	3483	3393
Att./Completions	457/255	525/262
Completion Pct.	55.8	49.9
Had Intercepted	22	23
PUNTS/AVERAGE	**92/42.9**	**97/40.5**
NET PUNTING AVG.	**33.7**	**32.5**
PENALTIES/YARDS	**114/842**	**83/699**
FUMBLES/BALLS LOST	**37/20**	**35/24**
TOUCHDOWNS	**41**	**32**
Rushing	15	15
Passing	20	14
Returns	6	3

SCORE BY PERIODS	1	2	3	4	OT	TOTAL
Patriots	**54**	**115**	**44**	**149**	**0**	**362**
Opponents	**75**	**64**	**56**	**92**	**3**	**290**

SCORING	TD	Ru	Pa	Rt	PAT	FG	S	TP
Franklin	0	0	0	0	40/41	24/30	0	112
Fryar	10	1	7	2			0	60
C. James	7	5	2	0			0	42
Collins	5	3	2	0			0	30
Morgan	5	0	5	0			0	30
Jones	3	0	2	1			0	18
Grogan	2	2	0	0			0	12
Tatupu	2	2	0	0			0	12
Eason	1	1	0	0			0	6
Weathers	1	1	0	0			0	6
Hawthorne	1	0	1	0			0	6
D. Ramsey	1	0	1	0			0	6
Tippett	1	0	0	1			0	6
Rembert	1	0	0	1			0	6
Clayborn	1	0	0	1			0	6
Blackmon	0	0	0	0			2	4
Patriots	**41**	**15**	**20**	**6**	**40/41**	**24/30**	**2**	**362**
Opponents	**32**	**15**	**14**	**3**	**30/32**	**22/25**	**1**	**290**

RUSHING	NO	YDS	AVG	LG	TD
C. James	263	1227	4.7	65t	5
Collins	163	657	4.0	28	3
Weathers	41	174	4.2	42t	1
Tatupu	47	152	3.2	11	2
Eason	22	70	3.2	23	1
Grogan	20	29	1.5	12	2
Fryar	7	27	3.9	13	1
Morgan	1	0	0.0	0	0
Franklin	1	-5	-5.0	-5	0
Patriots	**565**	**2331**	**4.1**	**65t**	**15**
Opponents	**466**	**1655**	**3.6**	**24**	**15**

RECEIVING	NO	YDS	AVG	LG	TD
Collins	52	549	10.6	49	2
Morgan	39	760	19.5	50t	5
Fryar	39	670	17.2	56	7
D. Ramsey	28	285	10.2	26	1
C. James	27	360	13.3	90t	2
Jones	21	237	11.3	29t	2
Starring	16	235	14.7	40	0
Dawson	17	148	8.7	26	0
D. Williams	9	163	18.1	30	0
Hawthorne	3	42	14.0	28t	1
Weathers	2	18	9.0	13	0
Tatupu	2	16	8.0	15	0
Patriots	**255**	**3483**	**13.7**	**90t**	**20**
Opponents	**262**	**3393**	**13.0**	**88t**	**14**

INTERCEPTIONS	NO	YDS	AVG	LG	TD
Marion	7	189	27.0	83	0
Clayborn	6	80	13.3	38	1
R. James	4	51	12.8	39	0
Lippett	3	93	31.0	58	0
Blackmon	1	14	14.0	14	0
McGrew	1	0	0.0	0	0
McSwain	1	0	0.0	0	0
Patriots	**23**	**427**	**18.6**	**83**	**1**
Opponents	**22**	**243**	**11.0**	**38t**	**2**

PUNTING	NO	YDS	AVG	LG	TB	IN20	BLK
Camarillo	92	3953	43.0	13	17	75	0
Patriots	**92**	**3953**	**43.0**	**13**	**17**	**75**	**0**
Opponents	**97**	**3925**	**40.5**	**11**	**26**	**64**	**0**

PUNT RETURNS	NO	FC	YDS	AVG	LG	TD
Fryar	37	15	520	14.1	85t	2
R. James	2	0	13	6.5	13	0
Starring	2	0	0	0.0	0	0
Marion	0	1	0	0.0	0	0
Bowman	1	0	-3	-3.0	-3	0
Patriots	**42**	**16**	**530**	**12.6**	**85t**	**2**
Opponents	**56**	**7**	**597**	**10.7**	**46**	**0**

KICK RETURNS	NO	YDS	AVG	LG	TD
Starring	48	1012	21.1	53	0
Fryar	3	39	13.0	24	0
Jones	3	37	12.3	20	0
Weathers	1	18	18.0	18	0
Hawthorne	1	13	13.0	13	0
C. James	1	0	0.0	0	0
Patriots	**57**	**1119**	**19.6**	**53**	**0**
Opponents	**77**	**1434**	**18.6**	**58**	**0**

SACKS: Tippett 16.5, Veris 10.0, Blackmon 8.0, Sims 5.5, Adams 5.0, Nelson 2.0, T. Williams 2.0, McGrew 1.0, L. Williams 1.0. Team, 51.0, Opponent, 39.0.

FIELD GOALS	1-19	20-29	30-39	40-49	50+
Franklin	1/1	7/9	9/9	5/9	2/2
Patriots	**1/1**	**7/9**	**9/9**	**5/9**	**2/2**
Opponents	**0/0**	**8/8**	**6/8**	**6/7**	**2/2**

Frnklin: (34G) () (32G) (47G,20G) (29G,33G,47WL) (20WR) (19G,44G) (35G,50G, 49G,28WR) (38G) (41G,30G) () (41WL,23G,28G) (35G) (38G,47WL,50G,22G) (22G,49G) (25G,42WR,30G)

OPPONENTS: (40B) (21G,28G) () () (36WL,44G) (47G) (53G,52G) () (26G,32G) () (37WR,32G,31G) (21G,21G,32G) (25G) (26G,37G) (44G,49G,47G) (42G ,22G,30G).

STARTERS:

OFFENSE: WR Stanley Morgan (13), Cedric Jones (3); LT Brian Holloway (16); LG John Hannah (14), Guy Morriss (2); C Pete Brock (8), G. Morriss (8); RG Ron Wooten (14), Paul Fairchild (2); RT Steve Moore (16); TE Lin Dawson (13), Derrick Ramsey (3); WR Irving Fryar (14), Stephen Starring (1), Derwin Williams (1); QB Tony Eason (10), Steve Grogan (6); RB Tony Collins (16); FB Craig James (14), Mosi Tatupu (2).

DEFENSE: LE Ken Sims (13), Garin Veris (3); NT Dennis Owens (13), Lester Williams (3); RE Julius Adams (12), Toby Williams (3), G. Veris (1); LOLB Andre Tippett (16); LILB Steve Nelson (15), Johnny Rembert (1); RILB Lawrence McGrew (12), J. Rembert (4); ROLB Don Blackmon (14), L. McGrew (2); LCB Ronnie Lippett (16); RCB Raymond Clayborn (16); SS Roland James; FS Fred Marion (16).

1985 Coaching Staff: Dean Brittenham, Strength/Conditioning, Jim Carr, Defensive Backfield, Bobby Grier, Offensive Backfield, Ray Hamilton, Asst. Defensive Line, Rod Humenuik, Asst. Head Coach/Offensive Line, Harold Jackson, Receivers, Eddie Khayat, Defensive Line, John Polonchek, QBs/Special Asst. to Head Coach, Rod Rust, Defensive Coordinator, Dante Scarnecchia, Special Teams/TEs, Don Shinnick, Linebackers, Les Steckel, Quarterbacks /Receivers.

Pro Bowl (8): CB Raymond Clayborn (2), KR Irving Fryar (1), G John Hannah (9), T Brian Holloway (3), RB Craig James (1), FS Fred Marion (1), LB Steve Nelson (3), LB Andre Tippett (2).

PASSING	ATT	CMP	YARDS	CMP%	YDS/ATT	TD	TD%	INT	INT%	LG	SK/YDS	RATING
Eason	299	168	2156	56.2	7.2	11	3.7	17	5.7	90t	28/229	67.5
Grogan	156	85	1311	54.5	8.4	7	4.5	5	3.2	56	11/86	84.1
C. James	2	2	16	100.0	8.0	2	1.0	0	0.0	11t	0/0	139.6
Patriots	**457**	**255**	**3483**	**55.8**	**7.6**	**20**	**4.4**	**22**	**4.8**	**90t**	**39/315**	**74.9**
Opponents	**525**	**262**	**3393**	**49.9**	**6.5**	**14**	**2.7**	**23**	**4.4**	**88t**	**51/334**	**61.2**

1986 FINAL STATISTICS (11-5)

HEAD COACH: RAYMOND BERRY • AFC EAST DIVISION CHAMPIONS • HOME STADIUM: SULLIVAN STADIUM

Date	W/L	Score		Opp.	Att.
9/07	W	33-3		Indianapolis	55,208
9/11	W	20-6	at	N.Y. Jets	72,422
9/21	L	31-38		Seattle	58,977
9/28	L	20-27	at	Denver	75,804
10/05	W	34-7		Miami	60,689
10/12	L	24-31		N.Y. Jets	60,342
10/19	W	34-0	at	Pittsburgh	54,743
10/26	W	23-3	at	Buffalo	77,808
11/02	W	25-17		Atlanta	60,597
11/09	W	30-21	at	Indianapolis	56,890
11/16	W	30-28	at	L.A. Rams	64,339
11/23	W	22-19		Buffalo	60,455
11/30	W	21-20	at	New Orleans	58,259
12/07	L	7-31		Cincinnati	60,633
12/14	L	24-29		San Francisco	60,787
12/22	W	34-27	at	Miami	74,516
AFC PLAYOFFS					
1/04	L	17-22	at	Denver	76,105

TEAM STATISTICS	PATS	OPP
TOTAL FIRST DOWNS	**314**	**286**
By Rushing	77	118
By Passing	202	153
By Penalty	35	15
Third Down: Md/Att.	77/227	79/219
Third Down: Eff.	33.9	36.1
Fourth Down: Md/Att.	8/11	7/12
Fourth Down: Eff.	**72.7**	**58.3**
TOTAL NET YARDS	**5327**	**5181**
Avg. per Game	332.9	323.8
Total Offensive Plays	1073	1031
Avg. per Play	5.0	5.0
NET YARDS RUSHING	**1373**	**2203**
Total Rushing Plays	469	510
Avg. per Rush	2.9	4.3
Avg. per Game	85.8	137.7
NET YARDS PASSING	**3954**	**2978**
Avg. per Game	247.1	186.1
Sacked/Yards Lost	47/367	48/346
Gross Yards Passing	4321	3324
Att./Completions	557/340	473/255
Completion Pct.	61.0	53.9
Had Intercepted	13	21
PUNTS/AVERAGE	**92/40.7**	**90/39.8**
NET PUNTING AVG.	**33.1**	**33.4**
PENALTIES/YARDS	**87/672**	**106/866**
FUMBLES/BALLS LOST	**27/11**	**38/19**
TOUCHDOWNS	**45**	**35**
Rushing	10	19
Passing	29	15
Returns	6	1

SCORE BY PERIODS	1	2	3	4	OT	TOTAL
Patriots	**82**	**102**	**99**	**129**	**0**	**412**
Opponents	**34**	**83**	**64**	**126**	**0**	**307**

SCORING	TD	Ru	Pa	Rt	PAT	FG	S	TP
Franklin	0	0	0	0	44/45	32/41	0	140
Morgan	10	0	10	0			0	60
Collins	8	3	5	0			0	48
Fryar	7	0	6	1			0	42
C. James	4	4	0	0			0	24
Scott	3	0	3	0			0	18
Baty	2	0	2	0			0	12
Starring	2	0	2	0			0	12
Tatupu	2	1	0	1			0	12
Grogan	1	1	0	0			0	6
Jones	1	0	1	0			0	6
Marion	1	0	0	1			0	6
McSwain	1	0	0	1			0	6
Rembert	1	0	0	1			0	6
B. Williams	1	0	0	1			0	6
Weathers	1	1	0	0			0	6
Patriots	**45**	**10**	**29**	**6**	**44/45**	**32/41**	**1**	**412**
Opponents	**35**	**19**	**15**	**1**	**34/35**	**21/28**	**0**	**301**

RUSHING	NO	YDS	AVG	LG	TD
C. James	154	427	2.8	16	4
Collins	156	412	2.6	17	3
Tatupu	71	172	2.4	13	1
Eason	35	170	4.9	26	0
Fryar	4	80	20.0	31	0
Weathers	21	58	2.8	16t	1
Dupard	15	39	2.6	11	0
Grogan	9	23	2.6	10	1
Hawthorne	1	5	5.0	5	0
Starring	1	0	0.0	0	0
Ramsey	1	-6	-6.0	-6	0
Jones	1	-7	-7.0	-7	0
Patriots	**469**	**1373**	**2.9**	**31**	**10**
Opponents	**510**	**2203**	**4.3**	**58t**	**19**

RECEIVING	NO	YDS	AVG	LG	TD
Morgan	84	1491	17.8	44t	10
Collins	77	684	8.9	49	5
Fryar	43	737	17.1	69t	6
Baty	37	331	8.9	22	2
Hawthorne	24	192	8.0	17	0
C. James	18	129	7.2	17	0
Starring	16	295	18.4	47	2
Tatupu	15	145	9.7	25	0
Jones	14	222	15.9	28	1
Scott	8	41	5.1	8t	3
D. Williams	2	35	17.5	26	0
Weathers	1	14	14.0	14	0
Holloway	1	5	5.0	5	0
Patriots	**340**	**4321**	**12.7**	**69t**	**29**
Opponents	**255**	**3324**	**13.0**	**67t**	**15**

INTERCEPTIONS	NO	YDS	AVG	LG	TD
Lippett	8	76	9.5	43	0
Clayborn	3	4	1.3	4	0
Marion	2	56	28.0	37t	1
McGrew	2	44	22.0	27	0
R. James	2	39	19.5	21	0
Nelson	2	21	10.5	17	0
Rembert	1	37	37.0	37	0
McSwain	1	3	3.0	3	0
Tippett	0	32	-	32	0
Patriots	**21**	**312**	**14.9**	**69**	**1**
Opponents	**13**	**151**	**11.6**	**26**	**0**

PUNTING	NO	YDS	AVG	TB	IN20	LG	BLK
Camarillo	89	3746	42.1	7	16	64	3
Patriots	**90**	**3746**	**42.1**	**7**	**16**	**64**	**3**
Opponents	**90**	**3585**	**39.8**	**9**	**21**	**73**	**3**

PUNT RETURNS	NO	FC	YDS	AVG	LG	TD
Fryar	35	10	366	10.5	59t	1
Starring	6	0	18	3.0	12	0
Marion	1	1	12	12.0	12	0
R. James	0	1	0	0.0	0	0
Patriots	**42**	**12**	**396**	**9.4**	**59t**	**1**
Opponents	**60**	**4**	**565**	**9.4**	**39**	**0**

SACKS: Veris 11.0, Tippett 9.5, Blackmon 7.5, B. Williams 7.0 Rembert 4.0, Hodge 1.0, R. James 1.0, McGrew 1.0, Nelson 1.0, Owens 1.0, Reynolds 1.0, Ruth 1.0, Thomas 1.0, Sims 0.5, T. Williams 0.5. Patriots 48.0, Opponents 47.0.

KICK RETURNS	NO	YDS	AVG	LG	TD
Starring	36	802	22.3	52	0
Fryar	10	192	19.2	33	0
Jones	4	63	15.8	20	0
Dupard	3	50	16.7	21	0
Rembert	3	27	9.0	14	0
Hawthorne	2	13	6.5	13	0
Patriots	**58**	**1147**	**19.8**	**52**	**0**
Opponents	**81**	**1480**	**18.3**	**39**	**0**

FIELD GOALS	1-19	20-29	30-39	40-49	50+
Franklin	1/1	7/7	15/17	9/16	0/0
Patriots	**1/1**	**7/7**	**15/17**	**9/16**	**0/0**
Opponents	**0/0**	**7/7**	**8/9**	**6/8**	**0/4**

Franklin: (25G,38G,39G,49G) (49N,45G,42G) (26G,36N) (42N,34G,37G) (21G,31G) (45N,26G) (47N,31G,36G) (31G 47N,27G, 26G) (31G,32G,32G, 33G) (38G,31G,24G) (42G,45G,19G) (37G,47G) (49N) (44N) (41G) (47G,44G,39N).

OPPONENTS: (25G,57N) (33G,47G) (33G) (44G,34G) (55N) (47G) () (53N,26G) (41G,36N,53N) () (42N) (28G,33G,34G, 48G) (28G, 38G) (24G,44N) (20G,31G, 36G) (42G,21G).

STARTERS:

OFFENSE: WR Stanley Morgan (16); LT Brian Holloway (15), Steve Moore (1); LG Paul Fairchild (15), Trevor Matich (1); C Pete Brock (16); RG Ron Wooten (16); RT Steve Moore (10), Darryl Haley (6); TE Greg Hawthorne (10), Greg Baty (6); WR Irving Fryar (13), Stephen Starring (3); QB Tony Eason (15), Steve Grogan (1); RB Tony Collins (15), Craig James (1); FB C. James (11), Mosi Tatupu (5); 2nd TE G. Baty (1).

DEFENSE: LE Brent Williams (16); NT Toby Williams (15), Dennis Owens (1); RE Garin Veris (15), Ben Thomas (1); LOLB Andre Tippett (11), Lawrence McGrew (4), D. Owens (1); LILB Steve Nelson (12), Johnny Rembert (4); RILB L. McGrew (9), J. Rembert (5), Ed Reynolds (2); ROLB Don Blackmon (15), L. McGrew (1); LCB Ronnie Lippett (15), Ernest Gibson (1); RCB Raymond Clayborn (16); Roland James (15), Jim Bowman (1); FS Fred Marion (16).

1986 Coaching Staff: Dean Brittenham, Strength/Conditioning, Jim Carr, Defensive Backfield, Bobby Grier, Offensive Backfield, Ray Hamilton, Asst. Defensive Line, Rod Humenuik, Asst. Head Coach/Offensive Line, Harold Jackson, Receivers, Eddie Khayat, Defensive Line, John Polonchek, QBs/Special Asst. to Head Coach, Rod Rust, Defensive Coordinator, Dante Scarnecchia, Special Teams/TE's , Don Shinnick, Linebackers, Les Steckel, Quarterbacks/ Receivers.

Pro Bowl (5): CB Raymond Clayborn (3), K Tony Franklin (1), WR Stanley Morgan (3), Spt Mosi Tatupu (1), LB Andre Tippett (3).

PASSING	ATT	CMP	YARDS	CMP%	YDS/ATT	TD	TD%	INT	INT%	LG	SK/YDS	RATING
Eason	448	276	3328	61.6	7.43	19	4.2	10	2.2	49	43/336	89.2
Grogan	102	62	976	60.8	9.57	9	8.8	2	2.0	69t	4/31	113.8
C. James	4	1	10	25.0	2.50	1	25.0	1	25.0	10t	0/0	39.6
Ramsey	3	1	7	33.3	2.33	0	0.0	0	0.0	7	0/0	42.4
Patriots	**557**	**340**	**4321**	**61.0**	**7.76**	**29**	**5.2**	**13**	**2.3**	**69t**	**47/367**	**92.9**
Opponents	**473**	**255**	**3324**	**53.9**	**7.02**	**15**	**3.2**	**21**	**4.4**	**67t**	**48/346**	**68.4**

1987 FINAL STATISTICS (8-7)

HEAD COACH: RAYMOND BERRY • TIED SECOND IN AFC EAST • HOME STADIUM: SULLIVAN STADIUM

Date	W/L	Score		Opp.	Att.
9/13	W	28-21		Miami	54,642
9/21	L	24-43	at	N.Y. Jets	70,847
9/27		Cancelled Strike		at Washington	
10/04	L	10-20		Cleveland	14,830
10/11	W	14-7		Buffalo	11,878
10/18	W	21-7	at	Houston	26,294
10/25	L	16-30	at	Indianapolis	48,850
11/01	W	26-23		L.A. Raiders	60,664
11/08	L	10-17	at	N.Y. Giants	73,817
11/15	L	17-23		Dallas OT	60,567
11/22	W	24-0		Indianapolis	56,906
11/29	L	31-34		Philadelphia OT	54,198
12/06	L	20-31	at	Denver	75,794
12/13	W	42-20		N.Y. Jets	60,617
12/20	W	13-7	at	Buffalo	74,945
12/28	W	24-10	at	Miami	61,192

TEAM STATISTICS	PATS	OPP
TOTAL FIRST DOWNS	**266**	**293**
By Rushing	84	112
By Passing	158	159
By Penalty	24	22
Third Down: Md/Att.	81/219	84/228
Third Down: Eff.	36.9	36.8
Fourth Down: Md/Att.	9/14	11/23
Fourth Down: Eff.	64.2	47.8
TOTAL NET YARDS	**4454**	**4877**
Avg. per Game	296.9	325.1
Total Offensive Plays	986	1053
Avg. per Play	4.5	4.6
NET YARDS RUSHING	**1771**	**1778**
Total Rushing Plays	513	490
Avg. per Rush	3.5	3.6
Avg. per Game	118.1	118.5
NET YARDS PASSING	**2683**	**3099**
Avg. per Game	178.9	206.6
Sacked/Yards Lost	33/246	43/339
Gross Yards Passing	2929	3438
Att./Completions	440/236	520/273
Completion Pct.	53.6	52.5
Had Intercepted	18	21
PUNTS/AVERAGE	**89/37.6**	**77/38.1**
NET PUNTING AVG.	**30.5**	**33.8**
PENALTIES/YARDS	**64/506**	**110/846**
FUMBLES/BALLS LOST	**36/13**	**42/21**
TOUCHDOWNS	**39**	**34**
Rushing	12	13
Passing	22	17
Returns	5	4

SCORE BY PERIODS	1	2	3	4	OT	TOTAL
Patriots	**76**	**111**	**72**	**61**	**0**	**320**
Opponents	**39**	**68**	**71**	**106**	**9**	**293**

SCORING	TD	Ru	Pa	Rt	PAT	FG	S	TP
Franklin	0	0	0	0	37/38	15/26	0	82
Collins	6	3	3	0			0	36
Fryar	5	0	5	0			0	30
Dupard	3	3	0	0			0	18
Jones	3	0	3	0			0	18
Morgan	3	0	3	0			0	18
Starring	3	0	3	0			0	18
Baty	2	0	2	0			0	12
Grogan	2	2	0	0			0	12
Linne	2	0	2	0			0	12
Lippett	2	0	0	2			0	12
Scott	2	0	1	1			0	12
Bleier	1	1	0	0			0	6
Clayborn	1	0	0	1			0	6
LeBlanc	1	1	0	0			0	6
Ramsey	1	1	0	0			0	6
Tippett	1	0	0	1			0	6
Woods	1	1	0	0			0	6
Schubert	0	0	0	0	1/1	1/2	0	4
Patriots	**39**	**12**	**22**	**5**	**38/39**	**16/28**	**0**	**320**
Opponents	**34**	**13**	**17**	**4**	**33/33**	**18/27**	**1**	**293**

RUSHING	NO	YDS	AVG	LG	TD
Collins	147	474	3.2	19	3
Dupard	94	318	3.4	49	3
Tatupu	79	248	3.1	19	0
Perryman	41	187	4.6	48	0
LeBlanc	49	170	3.5	42	1
Ramsey	13	75	5.8	19	1
Fryar	9	52	5.8	16	0
Hansen	16	44	2.8	7	0
Davis	9	43	4.8	27	0
Flutie	6	43	7.2	13	0
Grogan	20	37	1.9	8	2
Eason	3	25	8.3	13	0
C. McSwain	9	23	2.6	9	0
Woods	4	20	5.0	13	1
Starring	2	13	6.5	10	0
C. James	4	10	2.5	5	0
Camarillo	1	0	0.0	0	0
Bleier	5	-5	-1.0	1t	1
Whitten	2	-6	-3.0	-2	0
Patriots	**513**	**1771**	**3.5**	**49**	**12**
Opponents	**490**	**1778**	**3.6**	**60t**	**13**

RECEIVING	NO	YDS	AVG	LG	TD
Collins	44	347	7.9	29	3
Morgan	40	672	16.8	45	3
Fryar	31	467	15.1	40	5
Jones	25	388	15.5	29	3
Starring	17	289	17.0	34t	3
Baty	15	138	9.2	22	2
Tatupu	15	136	9.1	23	0
Dawson	12	81	6.8	14	0
Linne	11	158	14.4	30	2
Scott	5	35	7.0	15	1
Coffey	3	66	22.0	35	0
Gadbois	3	51	17.0	20	0
D. Williams	3	30	10.0	12	0
Perryman	3	13	4.3	7	0
Dupard	3	1	0.3	2	0
Frain	2	22	11.0	11	0
LeBlanc	2	3	1.5	3	0
Hansen	1	22	22.0	22	0
Pickering	1	10	10.0	10	0
Patriots	**236**	**2929**	**12.4**	**45**	**22**
Opponents	**273**	**3438**	**12.6**	**61t**	**17**

INTERCEPTIONS	NO	YDS	AVG	LG	TD
Marion	4	53	13.3	25	0
Lippett	3	103	34.3	45t	2
Clayborn	2	24	12.0	24	0
E. Gibson	2	17	8.5	17	0
Bowman	2	3	1.5	3	0
E. Williams	1	51	51.0	51	0
R. James	1	27	27.0	27	0
R. McSwain	1	17	17.0	17	0
Shegog	1	7	7.0	7	0
Holmes	1	4	4.0	4	0
Rembert	1	1	1.0	1	0
P. Williams	1	0	0.0	0	0
Peterson	1	0	0.0	0	0
Patriots	**21**	**307**	**14.6**	**51**	**2**
Opponents	**18**	**160**	**8.9**	**38**	**2**

PUNTING	NO	YDS	AVG	LG	TB	IN20	BLK
Camarillo	62	2489	40.1	8	14	73	1
Herline	25	861	34.3	4	1	50	1
Patriots	**89**	**3350**	**37.6**	**12**	**15**	**73**	**2**
Opponents	**77**	**2937**	**38.1**	**6**	**25**	**62**	**2**

PUNT RETURNS	NO	FC	YDS	AVG	LG	TD
Fryar	18	12	174	9.7	36	0
Linne	5	2	22	4.4	16	0
Marion	1	2	0	0.0	0	0
Starring	1	1	17	17.0	17	0
Patriots	**25**	**17**	**213**	**8.5**	**36**	**0**
Opponents	**41**	**11**	**397**	**9.7**	**34**	**0**

KICK RETURNS	NO	YDS	AVG	LG	TD
Starring	23	445	19.3	43	0
Fryar	6	119	19.8	31	0
Davis	5	134	26.8	43	0
Dupard	4	61	15.3	21	0
Perryman	3	43	14.3	16	0
LeBlanc	2	31	15.5	24	0
C. McSwain	2	32	16.0	24	0
Alexander	1	4	4.0	4	0
Collins	1	18	18.0	18	0
Hansen	1	14	14.0	14	0
Patriots	**48**	**901**	**18.8**	**43**	**0**
Opponents	**63**	**1130**	**17.9**	**60**	**0**

SACKS: Tippett 12.5, Veris 7.0, B. Williams 5.0, T. Williams 4.5, Rembert 2.0, Reynolds 2.0, Sims 1.5, Blackmon 1.0, Hodge 1.0, Lippett, 1.0, Mangiero 1.0, McCabe 1.0, McGrew 1.0, Wichard 1.0, Wilburn 1.0, Bowman, 0.5. Team, 43.0, Opponents, 33.0.

FIELD GOALS	1-19	20-29	30-39	40-49	50+
Franklin	0/0	5/5	6/11	3/7	1/3
Schubert	0/0	1/1	0/0	0/1	0/0
Patriots	**0/0**	**6/6**	**6/11**	**3/8**	**1/3**
Opponents	**2/2**	**7/7**	**6/9**	**3/8**	**0/1**

Franklin: (39N,47N) (48N,32G) () () (52N) (38G,31G,49G) (50G,27G,25G, 29G) (50N,46G) (35N,41G) (37N,34G,37N) (43N,21G,31N,46N) (38G,27G) () () (31G).

Schubert: () () (23G,40N).

OPPONENTS: () (22G,34G) (28G,21G,37N) () (48N,34N) (48G,38G,24G) (31G,31G,39G,41N) (19G,41N) (20G) (46N) (19G,44N,39N,38G) (52N,24G) (24G,42G) () (47G).

STARTERS:

OFFENSE: WR Stanley Morgan (9), Cedric Jones (3), Wayne Coffey (3); LT Danny Villa (7), Steve Moore (4), George Colton (3), Art Plunkett (1); LG Sean Farrell (15), Paul Fairchild (1); C Guy Morriss (7), Trevor Matich (4), Pete Brock (3), P. Fairchild (1); RG Ron Wooten (13), Eric Stokes (1), Darren Twombly (1); RT Bruce Armstrong (12), Greg Robinson (3); TE Lin Dawson (11), Todd Frain (2), Willie Scott (1); WR Irving Fryar (11), Larry Linne (3), C. Jones (1); QB Steve Grogan (6), Tony Eason (3), Tom Ramsey (3), Bob Bleier (2), Doug Flutie (1); RB Tony Collins (11) Reggie Dupard (2), Matt LeBlanc (2); FB Mosi Tatupu (9), Bruce Hansen (2), R. Dupard (1), Chuck McSwain (1), Bob Perryman (1). 3rd WR I. Fryar (1), Stephen Starring (1).

DEFENSE: LE Kenneth Sims (8), Brent Williams (4), Benton Reed (3); NT Toby Williams (12), John Guzik (2), Tom Porell (1); RE Garin Veris (12), Steve Wilburn (3); LOLB Andre Tippett (13), Mel Black (2); LILB Steve Nelson (11), Jerry McCabe (3), Johnny Rembert (1); RILB Lawrence McGrew (12), Greg Moore (3), Ed Reynolds (1); ROLB Ed Williams (7), Don Blackmon (4), Rogers Alexander (2), L. McGrew (1), Randy Sealby (1); LCB Ronnie Lippett (12), Joe Peterson (3); RCB Raymond Clayborn (9), Ernest Gibson (5), Fred Marion (1); SS Jim Bowman (8), Roland James (4), Ron Shegog (3); FS F. Marion (11), Darryl Holmes (3), R. Clayborn (1).

1987 Coaching Staff: Dean Brittenham, Strength/Conditioning, Jim Carr, Defensive Backfield, Bobby Grier, Offensive Backfield, Ray Hamilton, Asst. Defensive Line, Rod Humenuik, Asst. Head Coach/Offensive Line, Harold Jackson, Receivers, Eddie Khayat, Defensive Line, John Polonchek, QBs/Special Asst. to Head Coach, Rod Rust, Defensive Coordinator, Dante Scarnecchia, Special Teams/TE's, Don Shinnick, Linebackers, Les Steckel, Quarterbacks/Receivers.

Pro Bowl (2): WR Stanley Morgan (4), LB Andre Tippett (4).

PASSING	ATT	CMP	YARDS	CMP%	YDS/ATT	TD	TD%	INT	INT%	LG	SK/YDS	RATING
Grogan	161	93	1183	57.8	7.34	10	6.2	9	5.6	40	7/55	78.2
Ramsey	134	71	898	53.0	6.70	6	4.5	6	4.5	40	14/90	70.4
Eason	79	42	453	53.2	5.73	3	3.8	2	2.5	45	8/70	72.4
Bleier	39	14	181	35.9	4.64	1	2.6	1	2.6	35	3/28	49.2
Flutie	25	15	199	60.0	7.96	1	4.0	0	0.0	30	0/0	98.6
Jones	1	0	0	0.0	0.0	0	0.0	0	0.0	0	0/0	39.6
Tatupu	1	1	15	100.0	15.0	1	100.0	0	0.0	15t	0/0	158.3
Patriots	**440**	**236**	**2929**	**53.6**	**6.65**	**22**	**5.0**	**18**	**4.1**	**45**	**33/246**	**74.1**
Opponents	**520**	**273**	**3438**	**52.5**	**6.61**	**17**	**3.3**	**21**	**4.0**	**61t**	**43/339**	**67.5**

1988 FINAL STATISTICS (9-7)

HEAD COACH: RAYMOND BERRY • TIED SECOND IN AFC EAST • HOME STADIUM: SULLIVAN STADIUM

Date	W/L	Score		Opp.	Att.
9/04	W	28-3		N.Y. Jets	44,027
9/11	L	6-36	at	Minnesota	55,545
9/18	L	14-16		Buffalo	55,945
9/25	L	6-31	at	Houston	38,646
10/02	W	21-17		Indianapolis	58,050
10/09	L	3-45	at	Green Bay*	51,932
10/16	W	27-21		Cincinnati	59,969
10/23	L	20-23	at	Buffalo	76,824
10/30	W	30-7		Chicago	60,821
11/06	W	21-10		Miami	60,840
11/13	W	14-13	at	N.Y. Jets	48,358
11/20	W	6-3	at	Miami	53,526
11/27	L	21-24	at	Indianapolis	58,157
12/04	W	13-7		Seattle	59,068
12/11	W	10-7		Tampa Bay OT	39,889
12/17	L	10-21	at	Denver	70,910

*At Milwaukee, Wis.

TEAM STATISTICS	PATS	OPP
TOTAL FIRST DOWNS	**264**	**272**
By Rushing	126	119
By Passing	112	138
By Penalty	26	15
Third Down: Md/Att.	79/219	58/199
Third Down: Eff.	36.1	29.1
Fourth Down: Md/Att.	9/14	9/18
Fourth Down: Eff.	64.2	50.0
TOTAL NET YARDS	**4293**	**4681**
Avg. per Game	268.3	292.6
Total Offensive Plays	1000	961
Avg. per Play	4.3	4.9
NET YARDS RUSHING	**2120**	**2099**
Total Rushing Plays	588	496
Avg. per Rush	3.6	4.2
Avg. per Game	132.5	131.2
NET YARDS PASSING	**2173**	**2582**
Avg. per Game	135.8	161.4
Sacked/Yards Lost	23/160	29/219
Gross Yards Passing	2333	2801
Att./Completions	389/199	436/234
Completion Pct.	51.2	53.7
Had Intercepted	28	20
PUNTS/AVERAGE	**91/38.3**	**86/42.2**
NET PUNTING AVG.	**34.1**	**35.5**
PENALTIES/YARDS	**87/665**	**108/858**
FUMBLES/BALLS LOST	**19/10**	**29/15**
TOUCHDOWNS	**31**	**33**
Rushing	17	20
Passing	12	13
Returns	2	0

SCORE BY PERIODS	1	2	3	4	OT	TOTAL
Patriots	**49**	**87**	**50**	**61**	**3**	**250**
Opponents	**48**	**77**	**57**	**102**	**0**	**284**

SCORING	TD	Ru	Pa	Rt	PAT	FG	S	TP
Perryman	6	6	0	0			0	36
Stauroysky	0	0	0	0	14/15	7/11	0	35
Fryar	5	0	5	0			0	30
Stephens	5	4	0	1			0	30
Garcia	0	0	0	0	11/16	6/13	0	29
Morgan	4	0	4	0			0	24
Dawson	2	0	2	0			0	12
Dupard	2	2	0	0			0	12
Tatupu	2	2	0	0			0	12
Flutie	1	1	0	0			0	6
Grogan	1	1	0	0			0	6
C. James	1	1	0	0			0	6
Jones	1	0	1	0			0	6
Martin	1	0	0	1			0	6
Patriots	**31**	**17**	**12**	**2**	**25/31**	**13/24**	**0**	**250**
Opponents	**33**	**20**	**13**	**0**	**33/33**	**17/26**	**1**	**284**

RUSHING	NO	YDS	AVG	LG	TD
Stephens	297	1168	3.9	52	4
Perryman	146	448	3.1	16	6
Flutie	38	179	4.7	16	1
Dupard	52	151	2.9	15	2
Tatupu	22	75	3.4	22	2
Allen	7	40	5.7	12	0
Eason	5	18	3.6	10	0
C. James	4	15	3.8	8t	1
Fryar	6	12	2.0	6	0
Grogan	6	12	2.0	6	1
Ramsey	3	8	2.7	9	0
Feagles	1	0	0.0	0	0
Morgan	1	-6	-6.0	-6	0
Patriots	**588**	**2120**	**3.6**	**52**	**17**
Opponents	**496**	**2099**	**4.2**	**36**	**20**

RECEIVING	NO	YDS	AVG	LG	TD
Dupard	34	232	6.8	15	0
Fryar	33	490	14.8	80t	5
Morgan	31	502	16.2	32	4
Jones	22	313	14.2	41t	1
Perryman	17	134	7.9	18	0
C. James	14	171	12.2	32	0
Stephens	14	98	7.0	17	0
Francis	11	161	14.6	51	0
Dawson	8	106	13.3	38	2
Tatupu	8	58	7.3	17	0
Martin	4	51	12.8	21	0
Scott	1	8	8.0	8	0
Johnson	1	5	5.0	5	0
Farrell	1	4	4.0	4	0
Patriots	**199**	**2333**	**11.7**	**80t**	**12**
Opponents	**234**	**2801**	**12.0**	**51t**	**13**

INTERCEPTIONS	NO	YDS	AVG	LG	TD
Clayborn	4	65	16.3	31	0
Marion	4	47	11.8	22	0
R. James	4	30	7.5	22	0
McSwain	2	51	25.5	42	0
Rembert	2	10	5.0	6	0
Jordan	1	31	31.0	31	0
McGrew	1	6	6.0	6	0
Lippett	1	4	4.0	4	0
Bowman	1	0	0.0	0	0
Patriots	**20**	**244**	**12.2**	**42**	**0**
Opponents	**28**	**286**	**10.2**	**40**	**0**

PUNTING	NO	YDS	AVG	TB	IN20	LG	BLK
Feagles	91	3482	38.3	8	24	74	0
Patriots	**91**	**3482**	**38.3**	**8**	**24**	**74**	**0**
Opponents	**86**	**3633**	**42.2**	**9**	**19**	**70**	**0**

PUNT RETURNS	NO	FC	YDS	AVG	LG	TD
Fryar	38	8	398	10.5	30	0
Bowman	0	1	0	0.0	0	0
Patriots	**38**	**9**	**398**	**10.5**	**30**	**0**
Opponents	**37**	**17**	**217**	**5.9**	**19**	**0**

SACKS: B.Williams 8.0, Tippett 7.0, Jordan 3.0, Rembert 3.0, Goad 2.0, McGrew 2.0, Veris 2.0, Hodge 1.0, Team 1.0. Patriots 29.0, Opponents 23.0.

KICK RETURNS	NO	YDS	AVG	LG	TD
Martin	31	735	23.7	95t	1
Allen	18	391	21.7	30	0
Davis	6	106	17.7	24	0
Fryar	1	3	3.0	3	0
Tatupu	1	13	13.0	13	0
Patriots	**57**	**1248**	**21.9**	**95t**	**1**
Opponents	**45**	**888**	**19.7**	**51**	**0**

FIELD GOALS	1-19	20-29	30-39	40-49	50+
Stauroysky	0/0	3/4	4/5	0/2	0/0
Garcia	0/0	2/3	1/3	2/5	1/2
Patriots	**0/0**	**5/7**	**5/8**	**2/7**	**1/2**
Opponents	**0/0**	**6/7**	**5/5**	**5/11**	**1/3**

Garcia: (47WL,39G,24G,47G) (50G,23G) () () (31WL) (43G,42WL) (43WR) (25WL, 52WL,39B).

Staurovsky: (35G) () () (22G,34G) (43WL,27WL) (34G,22G) (36S,27G) (32G,40WL).

OPPONENTS: (29G) (39G,24G) (38G,44G,41G) (46WL,46WR,49G) (20G) (25G,43WL) () (30G,35G,33G) () (51G) (47G,48G) (27G,54WL,50WR,23WL) (28G) (47WR, 41WR) (40S) ( ).

STARTERS:

OFFENSE: WR Stanley Morgan (14), Cedric Jones (1); LT Danny Villa (14), Trevor Matich (2); LG Sean Farrell (15), Paul Fairchild (1); C Mike Baab (12), T. Matich (4); RG Ron Wooten (15), P. Fairchild (1); RT Bruce Armstrong (16); TE Russ Francis (8), Lin Dawson (6), Steve Johnson (1), Willie Scott (1); WR Irving Fryar (14), C. Jones (1); QB Doug Flutie (9), Steve Grogan (4), Tony Eason (2), Tom Ramsey (1); RB John Stephens (14), Reggie Dupard (2); FB Robert Perryman (16); 2nd TE Steve Johnson (2).

DEFENSE: LE Brent Williams (14), Milford Hodge (1), Kenneth Sims (1); NT Tim Goad (14), B. Williams (2); RE Garin Veris (9), M. Hodge (6), Edmund Nelson (1); LOLB Andre Tippett (11), Tim Jordan (5); LILB Ed Reynolds (14), Vincent Brown (2); RILB Johnny Rembert (15), V. Brown (1); ROLB Lawrence McGrew (15), Tim Jordan (1); LCB Ronnie Lippett (15), Rod McSwain (1); Raymond Clayborn (16); SS Roland James (15), Jim Bowman (1); FS Fred Marion (16).

1988 Coaching Staff: Don Blackmon, Staff Assistant, Jim Carr, Defensive Backfield, Bobby Grier, Offensive Backfield, Ray Hamilton, Asst. Defensive Line, Rod Humenuik, Asst. Head Coach/Offensive Line, Harold Jackson, Receivers, Eddie Khayat, Defensive Line, Guy Morriss, Asst. Offensive Line, John Polonchek, QBs/Special Asst. to Head Coach, Dante Scarnecchia, Special Teams/TE's, Don Shinnick, Linebackers, Jerry Simmons,, Strength/Conditioning, Les Steckel, Quarterbacks/Receivers.

Pro Bowl (3): RB John Stephens (1), LB Andre Tippett (5), LB Johnny Rembert (1).

PASSING	ATT	CMP	YARDS	CMP%	YDS/ATT	TD	TD%	INT	INT%	LG	SK/YDS	RATING
Flutie	179	92	1150	51.4	6.42	8	4.5	10	5.6	80t	11/65	63.3
Grogan	140	67	834	47.9	5.95	4	2.9	13	9.3	41t	8/77	37.6
Eason	43	28	249	65.1	5.79	0	0.0	2	4.7	26	2/12	61.1
Ramsey	27	12	100	44.4	3.70	0	0.0	3	11.1	23	2/6	15.0
Patriots	**389**	**199**	**2333**	**51.2**	**5.99**	**12**	**3.1**	**28**	**7.2**	**80t**	**23/160**	**50.0**
Opponents	**436**	**234**	**2801**	**53.7**	**6.42**	**13**	**2.9**	**20**	**4.6**	**51t**	**29/219**	**64.4**

1989 FINAL STATISTICS (5-11)

HEAD COACH: RAYMOND BERRY • FOURTH IN AFC EAST • HOME STADIUM: SULLIVAN STADIUM

Date	W/L	Score		Opp.	Att.
9/10	W	27-24	at	N.Y. Jets	64,541
9/17	L	10-24		Miami	57,043
9/24	L	3-24		Seattle	48,025
10/01	L	10-31	at	Buffalo	78,921
10/08	W	23-13		Houston	59,828
10/15	L	15-16	at	Atlanta	39,697
10/22	L	20-37	at	San Francisco	70,000
10/29	W	23-20	at	Indianapolis OT	59,356
11/05	L	26-27		N.Y. Jets	53,366
11/12	L	24-28		New Orleans	47,680
11/19	W	33-24		Buffalo	49,663
11/26	L	21-24	at	L.A. Raiders	38,747
12/03	W	22-16		Indianapolis	32,234
12/10	L	10-31	at	Miami	55,913
12/17	L	10-28	at	Pittsburgh	26,594
12/24	L	20-24		L.A. Rams	37,940

TEAM STATISTICS	PATS	OPP
TOTAL FIRST DOWNS	**335**	**297**
By Rushing	114	110
By Passing	87	176
By Penalty	34	11
Third Down: Md/Att.	92/240	72/199
Third Down: Eff.	38.3	36.2
Fourth Down: Md/Att.	10/29	5/12
Fourth Down: Eff.	34.5	41.7
TOTAL NET YARDS	**5456**	**5644**
Avg. per Game	341.0	352.8
Total Offensive Plays	1129	975
Avg. per Play	4.8	5.8
NET YARDS RUSHING	**1749**	**1978**
Total Rushing Plays	485	495
Avg. per Rush	3.6	4.0
Avg. per Game	109.3	123.6
NET YARDS PASSING	**3707**	**3666**
Avg. per Game	231.7	229.1
Sacked/Yards Lost	34/265	31/239
Gross Yards Passing	3972	3905
Att./Completions	610/302	449/259
Completion Pct.	49.5	57.7
Had Intercepted	27	16
PUNTS/AVERAGE	**64/37.4**	**81/42.1**
NET PUNTING AVG.	**31.3**	**35.2**
PENALTIES/YARDS	**63/509**	**111/954**
FUMBLES/BALLS LOST	**26/12**	**22/12**
TOUCHDOWNS	**30**	**48**
Rushing	12	19
Passing	17	27
Returns	1	2

SCORE BY PERIODS	1	2	3	4	OT	TOTAL
Patriots	**47**	**66**	**71**	**110**	**3**	**297**
Opponents	**82**	**144**	**58**	**107**	**0**	**391**

SCORING	TD	Ru	Pa	Rt	PAT	FG	S	TP
Davis	0	0	0	0	13/16	16/23	0	61
Staurovsky	0	0	0	0	14/14	14/17	0	56
Stephens	7	7	0	0			0	42
C. Jones	6	0	6	0			0	36
Dykes	5	0	5	0			0	30
Fryar	3	0	3	0			0	18
Morgan	3	0	3	0			0	18
Perryman	2	2	0	0			0	12
Allen	1	1	0	0			0	6
Dupard	1	1	0	0			0	6
Egu	1	1	0	0			0	6
Hurst	1	0	0	1			0	6
Patriots	**30**	**12**	**17**	**1**	**27/30**	**30/40**	**0**	**297**
Opponents	**48**	**19**	**27**	**2**	**46/48**	**19/26**	**0**	**391**

RUSHING	NO	YDS	AVG	LG	TD
Stephens	244	833	3.4	35t	7
Perryman	150	562	3.7	18	2
Flutie	16	87	5.4	22	0
Dupard	25	63	2.5	10	1
Allen	11	51	4.6	18	1
Wilson	7	42	6.0	11	0
Tatupu	11	38	3.5	20	0
Egu	3	20	6.7	15t	1
Martin	2	20	10.0	13	0
Grogan	9	19	2.1	7	0
Fryar	2	15	7.5	11	0
C. Jones	1	3	3.0	3	0
Eason	2	-2	-1.0	0	0
Wonsley	2	-2	-1.0	0	0
Patriots	**485**	**1749**	**3.6**	**35t**	**12**
Opponents	**495**	**1978**	**4.0**	**58t**	**19**

RECEIVING	NO	YDS	AVG	LG	TD
Sievers	54	615	11.4	46	0
Dykes	49	795	16.2	42	5
C. Jones	48	670	14.0	65t	6
Fryar	29	537	18.5	52	3
Perryman	29	195	6.7	16	0
Morgan	28	486	17.4	55t	3
Stephens	21	207	9.9	37	0
Martin	13	229	17.6	37	0
Dawson	12	101	8.4	17	0
Tatupu	10	54	5.4	11	0
Dupard	6	70	11.7	45	0
Cook	3	13	4.3	5	0
Patriots	**302**	**3972**	**13.2**	**65t**	**17**
Opponents	**259**	**3905**	**15.1**	**74t**	**27**

INTERCEPTIONS	NO	YDS	AVG	LG	TD
Hurst	5	31	6.2	16t	1
James	2	50	25.0	28	0
Marion	2	19	9.5	18	0
McSwain	1	18	18.0	18	0
Feggins	1	4	4.0	4	0
Coleman	1	1	1.0	1	0
Clayborn	1	0	0.0	0	0
Rembert	1	0	0.0	0	0
Brown	1	-1	-1.0	-1	0
McGrew	1	-4	-4	-4	0
Patriots	**16**	**118**	**19.7**	**28**	**1**
Opponents	**27**	**338**	**12.5**	**55**	**2**

PUNTING	NO	YDS	AVG	NET	TB	IN20	LG	BLK
Feagles	63	2392	38.0	31.3	2	13	64	1
Patriots	**64**	**2392**	**37.4**	**31.3**	**2**	**13**	**64**	**1**
Opponents	**81**	**3413**	**42.1**	**35.2**	**9**	**15**	**76**	**0**

PUNT RETURNS	NO	FC	YDS	AVG	LG	TD
Martin	19	2	164	8.6	28	0
Tucker	13	1	102	7.8	25	0
Fryar	12	1	107	8.9	20	0
Hurst	1	0	6	6.0	6	0
Taylor	0	2	0	0.0	0	0
Patriots	**45**	**6**	**379**	**8.4**	**28**	**0**
Opponents	**38**	**6**	**346**	**9.1**	**17**	**0**

KICK RETURNS	NO	YDS	AVG	LG	TD
Martin	24	584	24.3	38	0
Tucker	13	270	20.8	37	0
Rice	11	242	22.0	46	0
Allen	6	124	20.7	29	0
Taylor	3	52	17.3	22	0
Wonsley	3	69	23.0	40	0
Egu	2	26	13.0	22	0
Hodge	2	19	9.5	11	0
Timpson	2	13	6.5	13	0
Fryar	1	47	47.0	47	0
Rehder	1	14	14.0	14	0
Tatupu	1	2	2.0	2	0
Patriots	**69**	**1462**	**21.2**	**47**	**0**
Opponents	**61**	**1199**	**19.7**	**60**	**0**

SACKS: B. Williams 8.0, Jeter 7.0, McGrew 4.5, Brown 4.0, Sims 3.0, Rembert 2.5, Goad 1.0, Team 1.0. Patriots 31.0, Opponents 34.0.

FIELD GOALS	1-19	20-29	30-39	40-49	50+
Davis	0/0	3/3	6/9	5/9	2/2
Staurovsky	0/0	4/4	5/7	4/5	1/1
Patriots	**0/0**	**7/7**	**11/16**	**9/14**	**3/3**
Opponents	**3/3**	**6/7**	**8/10**	**2/4**	**0/2**

Davis: () (40WR,28G) (35G) (35G,37WL) (30G, 45S,34G,43G) (52G,32G,32G) (49G,21G) (47G, 38WR,48G,46WR,51G) (47G,43WR,26G,39S).

Staurovsky: (44G) (34G,24G,34G,38G) () (40WR,44G,37G,34S,24G,50G,23G) (36G) (20G,37NG) (44G,48G).

OPPONENTS: (40G) (31G) (23G) (36G) (46G,22G) (30G,30G,40W,22G) (33B,23G,45B) (32G,39G) (18G,23G) () (24WR,31G) (45WL,32G) (18) (23) () (19G, 50S,50WL).

STARTERS:
OFFENSE: WR Stanley Morgan (10), Hart Lee Dykes (6); LT Danny Villa (13), David Viaene (3); LG Sean Farrell (15), D. Villa (1); C Mike Baab (16); RG Paul Fairchild (15), D. Villa (1); RT Bruce Armstrong (16); TE Lin Dawson (13), Eric Sievers (3); WR Cedric Jones (11), Irving Fryar (4), Sammy Martin (1); QB Steve Grogan (6), Tony Eason (3), Marc Wilson (3), Doug Flutie (3); RB John Stephens (12), Reggie Dupard (2); FB Robert Perryman (14); 3rd WR I. Fryar (1), C. Jones (1); 2nd TE E. Sievers (2).

DEFENSE: LE Ken Sims (15), Milford Hodge (1); NT Tim Goad (16); RE Brent Williams (16); LOLB Johnny Rembert (8), Jim Jordan (4) Vincent Brown (2), Bruce Scholtz (2); LILB Ed Reynolds (16) RILB V. Brown (8), J. Rembert (8); ROLB Lawrence McGrew (16); LCB Maurice Hurst (14), Rod McSwain (2); RCB Raymond Clayborn (14), R. McSwain (2); SS Roland James (14), Jim Bowman (2); FS Fred Marion (16).

1989 Coaching Staff: Don Blackmon, Linebackers, Jim Carr, Defensive Backfield, Bobby Grier, Offensive Backfield, Ray Hamilton, Asst. Defensive Line, Harold Jackson, Receivers, Eddie Khayat, Defensive Line, Guy Morriss, Asst. Offensive Line, John Polonchek, QBs/Special Asst. to Head Coach, Keith Rowan, Special Teams, Don Shinnick, Linebackers, Jerry Simmons, Strength/Conditioning, Richard Wood, Receivers.

Pro Bowl (1): LB Johnny Rembert (2).

PASSING	ATT	CMP	YARDS	CMP%	YDS/ATT	TD	TD%	INT	INT%	LG	SK/YDS	RATING
Grogan	261	133	1697	51.0	6.50	9	3.4	14	5.4	55t	8/64	60.8
Wilson	150	75	1006	50.0	6.71	3	2.0	5	3.3	65t	10/71	64.5
Eason	105	57	761	54.3	7.25	3	2.9	4	3.8	45	10/78	71.2
Flutie	91	36	493	39.6	5.42	2	2.2	4	4.4	36	6/52	46.6
Feagles	2	0	0	0.0	0.0	0	0.0	0	0.0	0	0/0	39.6
Tatupu	1	1	15	100.0	15.00	0	0.0	0	0.0	15	0/0	147.9
Patriots	**610**	**302**	**3972**	**49.5**	**6.51**	**17**	**2.8**	**27**	**4.4**	**65t**	**34/265**	**61.3**
Opponents	**449**	**259**	**3905**	**57.7**	**8.70**	**27**	**6.0**	**16**	**3.6**	**74t**	**31/239**	**91.6**

1990 FINAL STATISTICS (1-15)

HEAD COACH: ROD RUST • FIFTH IN AFC EAST • HOME STADIUM: FOXBORO STADIUM

Date	W/L	Score		Opp.	Att.
9/09	L	24-27		Miami	45,305
9/16	W	16-14	at	Indianapolis	49,256
9/23	L	7-41	at	Cincinnati	56,470
9/30	L	13-37		N.Y. Jets	36,724
10/07	L	20-33		Seattle	39,735
10/14				BYE WEEK	
10/18	L	10-17	at	Miami	62,630
10/28	L	10-27		Buffalo	51,959
11/04	L	20-48	at	Philadelphia	65,514
11/11	L	10-13		Indianapolis	28,924
11/18	L	0-14	at	Buffalo	74,720
11/25	L	14-34	at	Phoenix	30,110
12/02	L	7-37		Kansas City	26,280
12/09	L	3-24	at	Pittsburgh	48,354
12/15	L	10-25		Washington	22,286
12/23	L	7-42	at	N.Y. Jets	30,250
12/30	L	10-13		N.Y. Giants	60,410

TEAM STATISTICS	PATS	OPP
TOTAL FIRST DOWNS	**239**	**307**
By Rushing	65	151
By Passing	156	139
By Penalty	18	17
Third Down: Md/Att.	86/227	84/192
Third Down: Eff.	37.9	43.8
Fourth Down: Md/Att.	2/12	7/13
Fourth Down: Eff.	16.7	53.8
POSSESSION AVG.	**28:21**	**31:39**
TOTAL NET YARDS	**4163**	**5697**
Avg. per Game	260.2	356.1
Total Offensive Plays	955	972
Avg. per Play	4.4	5.9
NET YARDS RUSHING	**1398**	**2676**
Total Rushing Plays	383	565
Avg. per Game	87.4	167.3
NET YARDS PASSING	**2765**	**3021**
Avg. per Game	172.8	188.8
Sacked/Yards Lost	58/443	33/224
Gross Yards Passing	3208	3245
Att./Completions	514/274	374/218
Completion Pct.	53.3	58.3
Had Intercepted	20	14
PUNTS/AVERAGE	**92/40.8**	**56/40.8**
NET PUNTING AVG.	**33.6**	**36.6**
PENALTIES/YARDS	**99/742**	**73/488**
FUMBLES/BALLS LOST	**33/16**	**25/18**
TOUCHDOWNS	**19**	**52**
Rushing	4	29
Passing	4	21
Returns	1	2

SCORE BY PERIODS	1	2	3	4	OT	TOTAL
Patriots	**30**	**81**	**30**	**40**	**0**	**181**
Opponents	**120**	**128**	**88**	**110**	**0**	**446**

SCORING	TD	Ru	Pa	Rt	PAT	FG	S	TP
Staurovsky	0	0	0	0	19/19	16/22	0	67
Cook	5	0	5	0			0	30
Fryar	4	0	4	0			0	24
Stephens	3	2	1	0			0	18
Dykes	2	0	2	0			0	12
Adams	1	0	1	0			0	6
Allen	1	1	0	0			0	6
Martin	1	0	1	0			0	6
Perryman	1	1	0	0			0	6
B. Williams	1	0	0	1			0	6
Patriots	**19**	**4**	**14**	**1**	**19/19**	**16/22**	**0**	**181**
Opponents	**54**	**29**	**21**	**2**	**51/52**	**27/31**	**1**	**446**

RUSHING	NO	YDS	AVG	LG	TD
Stephens	212	808	3.8	26	2
Allen	63	237	3.8	29	1
Adams	28	111	4.0	13	0
Perryman	32	97	3.0	13	1
Hodson	12	79	6.6	23	0
Tatupu	16	56	3.5	15	0
Overton	5	8	1.6	6	0
Wilson	5	7	1.4	6	0
Morris	2	4	2.0	3	0
Gannon	1	0	0.0	0	0
Hansen	1	0	0.0	0	0
Fryar	2	-4	-2.0	-1	0
Grogan	4	-5	-1.3	0	0
Patriots	**383**	**1398**	**3.7**	**29**	**4**
Opponents	**565**	**2676**	**4.7**	**80t**	**29**

RECEIVING	NO	YDS	AVG	LG	TD
Fryar	54	856	15.9	56	4
Cook	51	455	8.9	35t	5
Dykes	34	549	16.1	35t	2
Stephens	28	196	7.0	43	1
McMurtry	22	240	10.9	26	0
Jones	21	301	14.3	26	0
Adams	16	146	9.1	28	1
Perryman	15	88	5.9	15	0
Sievers	8	77	9.6	25	0
Mowatt	6	67	11.2	16	0
Allen	6	48	8.0	19	0
Timpson	5	91	18.2	42	0
Martin	4	65	16.3	19t	1
Overton	2	19	9.5	15	0
Tatupu	2	10	5.0	6	0
Patriots	**274**	**3208**	**11.7**	**56**	**14**
Opponents	**218**	**3245**	**14.9**	**86t**	**21**

INTERCEPTIONS	NO	YDS	AVG	LG	TD
Lippett	4	94	23.5	73	0
Hurst	4	61	15.3	36	0
Marion	4	17	4.3	16	0
Rembert	2	22	11.0	11	0
Patriots	**14**	**194**	**13.9**	**73**	**0**
Opponents	**20**	**143**	**7.2**	**42**	**0**

PUNTING	NO	YDS	AVG	NET	TB	IN20	LG	BLK
Hansen	90	3752	41.7	33.6	8	18	69	2
Patriots	**92**	**3752**	**40.8**	**33.6**	**8**	**18**	**69**	**2**
Opponents	**56**	**2282**	**40.8**	**36.6**	**5**	**17**	**70**	**1**

PUNT RETURNS	NO	YDS	AVG	LG	TD
Martin	25	515	20.6	38	0
Allen	11	168	15.3	34	0
Morris	11	202	18.4	22	0
Robinson	11	211	19.2	27	0
Overton	10	188	18.8	23	0
Timpson	3	62	20.7	26	0
P.Coleman	2	18	9.0	12	0
Jones	2	24	12.0	13	0
Adams	1	7	7.0	7	0
McSwain	1	0	0.0	0	0
Patriots	**77**	**1395**	**18.1**	**38**	**0**
Opponents	**38**	**665**	**17.5**	**38**	**0**

KICK RETURNS	NO	YDS	AVG	LG	TD
Martin	25	515	20.6	38	0
Allen	11	168	15.3	34	0
Morris	11	202	18.4	22	0
Robinson	11	211	19.2	27	0
Overton	10	188	18.8	23	0
Timpson	3	62	20.7	26	0
P.Coleman	2	18	9.0	12	0
Jones	2	24	12.0	13	0
Adams	1	7	7.0	7	0
McSwain	1	0	0.0	0	0
Patriots	**77**	**1395**	**18.1**	**38**	**0**
Opponents	**38**	**665**	**17.5**	**38**	**0**

SACKS: Williams, B. 6.0, Tippett 3.5, Hobby 3.0, Singleton, 3.0, Agnew 2.5, Brown 2.5, Goad 2.5, McSwain 2.0, Veris 2.0, Williams, E. 2.0, Smith 1.5, Rembert 1.0, Reynolds 1.0, Gannon 0.5. Patriots 33.0, Opponents 58.0.

FIELD GOALS	1-19	20-29	30-39	40-49	50+
Staurovsky	1/1	3/3	3/3	8/11	1/4
Patriots	**1/1**	**3/3**	**3/3**	**8/11**	**1/4**
Opponents	**4/4**	**6/6**	**9/10**	**6/7**	**2/4**

Staurovsky: (42G,57S) (49WL,39G,27G,25G) () (46G, 40G) (53G,48G) (41G,52NG) (32G) (39G,49NG,44G) (29G) () () (49G) (42G) (50WL) (19G,42WL).

OPPONENTS: (31G,37G) () (46G,23G) (24G,18G,46G) (31G,19G,55WR) (47G) (35G,35G) (27G,34G) (54G,38G) (30WL) (50NG,29G,50G) (19G,32G,45G) (42G) (19G,38G,26G) ( ) (44G,41WL,27G).

STARTERS:

OFFENSE: WR Irving Fryar (15), Cedric Jones (1); LT Bruce Armstrong (16); LG Chris Gambol (14), David Douglas (2); C Danny Villia (8), Gene Chilton (3), D. Douglas (3), Paul Fairchild (2); RG Damian Johnson (16); RT D. Villa (8), David Viaene (4), Stan Clayton (3), C. Gambol (1); TE Marv Cook (16); WR Hart Lee Dykes (10), Greg McMurtry (5), C. Jones (1); QB Tommy Hodson (6), Marc Wilson (6), Steve Grogan (4); RB John Stephens (14), George Adams (1), Marvin Allen (1); FB Robert Perryman (7), G. Adams (6), M. Allen (2), 2nd TE Eric Sievers (1).

DEFENSE: LE Brent Williams (15), Marion Hobby (1); NT Tim Goad (16), RE Ray Agnew (9), M. Hobby (3), Garin Veris (2), Chris Gannon (2); LOLB Andre Tippett (7), Vincent Brown (6), Chris Singleton (1), Richard Tardits (1), Ed Williams (1); LILB Richard Harvey (8), Johnny Rembert (5), V. Brown (3); RILB E. Reynolds (12), V. Brown (2), B. Williams (1), M. Hobby (1); ROLB A. Tippett (6), V. Brown (3), C. Singleton (3), E. Williams (2), R. Harvey (1), Ilia Jarostchuk (1); LCB Ronnie Lippett (16); RCB Maurice Hurst (16); Rod McSwain (12), Roland James (4); FS Fred Marion (16).

1990 Coaching Staff: Don Blackmon, Linebackers, Steve Crosby, Special Teams/Tight Ends, Bobby Grier, Offensive Backfield, Rod Humenuik, Offensive Line, Dale Lindsey, Defensive Line, Steve Nelson, Linebackers, John Polonchek, QBs/Special Asst. to Head Coach, Jimmy Raye, Offensive Coordinator/ Quarterbacks, Jerry Simmons, Strength/ Conditioning, Charlie Sumner, Defensive Coordinator/ Secondary, Richard Wood, Receivers.

Pro Bowl (1): T Bruce Armstrong (1).

PASSING	ATT	CMP	YARDS	CMP%	YDS/ATT	TD	TD%	INT	INT%	LG	SK/YDS	RATING
Wilson	265	139	1625	52.5	6.13	6	2.3	11	4.2	36t	29/228	61.6
Hodson	156	85	968	54.5	6.21	4	2.6	5	3.2	56	20/147	68.5
Grogan	92	50	615	54.3	6.68	4	4.3	3	3.3	48	9/68	76.1
Stephens	1	0	0	0.0	0.00	0	0.0	1	100.0	0	0/0	0.0
Patriots	**514**	**274**	**3208**	**53.3**	**6.24**	**14**	**2.7**	**20**	**3.9**	**56**	**58/443**	**65.4**
Opponents	**374**	**218**	**3245**	**58.3**	**8.68**	**21**	**5.6**	**14**	**3.7**	**86t**	**33/224**	**89.9**

1991 FINAL STATISTICS (6-10)

HEAD COACH: DICK MACPHERSON • FOURTH IN AFC EAST • HOME STADIUM: FOXBORO STADIUM

Date	W/L	Score		Opp.	Att.
9/01	W	16-7	at	Indianapolis	49,961
9/08	L	0-20		Cleveland	35,377
9/15	L	6-20	at	Pittsburgh	53,703
9/22	W	24-20		Houston	30,702
9/29	L	10-24	at	Phoenix	26,043
10/06	L	10-20		Miami	49,749
10/13				BYE WEEK	
10/20	W	26-23		Minnesota OT	45,367
10/27	L	6-9		Denver	43,994
11/03	L	17-22	at	Buffalo	78,278
11/10	L	20-30	at	Miami	56,065
11/17	L	21-28		N.Y. Jets	30,743
11/24	W	16-13		Buffalo	47,053
12/01	L	3-20	at	Denver	67,116
12/08	W	23-17		Indianapolis OT	20,131
12/15	W	6-3	at	N.Y. Jets	55,689
12/22	L	7-29	at	Cincinnati	46,394

TEAM STATISTICS	PATS	OPP
TOTAL FIRST DOWNS	**259**	**312**
By Rushing	93	94
By Passing	155	199
By Penalty	11	19
Third Down: Md/Att.	72/213	95/228
Third Down: Eff.	33.8	41.7
Fourth Down: Md/Att.	6/13	4/14
Fourth Down: Eff.	46.2	28.6
POSSESSION AVG.	**29:27**	**30:33**
TOTAL NET YARDS	**4473**	**5431**
Avg. per Game	279.6	339.4
Total Offensive Plays	977	1050
Avg. per Play	4.4	5.9
NET YARDS RUSHING	**1467**	**1579**
Total Rushing Plays	433	460
Avg. per Game	91.7	98.7
NET YARDS PASSING	**3006**	**3852**
Avg. per Game	187.9	240.8
Sacked/Yards Lost	63/436	25/183
Gross Yards Passing	3442	4035
Att./Completions	481/284	565/335
Completion Pct.	59.0	59.3
Had Intercepted	22	12
PUNTS/AVERAGE	**82/39.0**	**69/42.2**
NET PUNTING AVG.	**34.6**	**36.2**
PENALTIES/YARDS	**97/667**	**83/608**
FUMBLES/BALLS LOST	**34/20**	**31/19**
TOUCHDOWNS	**22**	**31**
Rushing	9	5
Passing	11	25
Returns	2	1

SCORE BY PERIODS	1	2	3	4	OT	TOTAL
Patriots	**40**	**55**	**23**	**84**	**9**	**211**
Opponents	**53**	**122**	**32**	**98**	**0**	**305**

SCORING	TD	Ru	Pa	Rt	PAT	FG	S	TP
Staurovsky	0	0	0	0	10/11	13/19	0	49
Baumann	0	0	0	0	9/10	7/10	0	30
Russell	4	4	0	0			0	24
Cook	3	0	3	0			0	18
Fryar	3	0	3	0			0	18
Vaughn	3	2	0	1			0	18
McMurtry	2	0	2	0			0	12
Stephens	2	2	0	0			0	12
Timpson	2	0	2	0			0	12
Childress	1	0	0	1			0	6
Coates	1	0	1	0			0	6
Millen	1	1	0	0			0	6
Patriots	**22**	**9**	**11**	**2**	**19/21**	**20/29**	**0**	**211**
Opponents	**31**	**5**	**25**	**1**	**30/31**	**29/42**	**1**	**305**

RUSHING	NO	YDS	AVG	LG	TD
Russell	266	959	3.6	24	4
Stephens	63	163	2.6	13	2
Vaughn	31	146	4.7	23	2
Millen	31	92	3.0	14	1
Hunter	18	53	2.9	9	0
Allen	13	50	3.8	11	0
Fryar	2	11	5.5	9	0
Adams	2	3	1.5	2	0
Chilton	1	0	0.0	0	0
Hodson	4	0	0.0	0	0
Timpson	1	-4	-4.0	-4	0
Coates	1	-6	-6.0	-6	0
Patriots	**383**	**1398**	**3.7**	**29**	**4**
Opponents	**460**	**1598**	**3.4**	**37**	**5**

RECEIVING	NO	YDS	AVG	LG	TD
Cook	82	808	9.9	49	3
Fryar	68	1,014	14.9	56t	3
McMurtry	41	614	15. 0	40	2
Timpson	25	471	18.8	60t	2
Russell	18	81	4.5	18	0
Stephens	16	119	7.4	24	0
Hunter	11	97	8.8	25	0
Coates	10	95	9.5	17	1
Vaughn	9	89	9.9	32	0
Carpenter	3	45	15.0	23	0
Allen	1	9	9.0	9	0
Patriots	**284**	**3442**	**12.1**	**60t**	**11**
Opponents	**335**	**4035**	**12.0**	**65t**	**25**

INTERCEPTIONS	NO	YDS	AVG	LG	TD
Hurst	3	21	7.0	21	0
Marion	2	33	16.5	33	0
Lippett	2	27	13.5	27	0
Henderson	2	2	1.0	2	0
Washington	2	0	0.0	0	0
Tippett	1	10	10.0	10	0
Patriots	**12**	**93**	**7.8**	**33**	**0**
Opponents	**22**	**154**	**7.0**	**27**	**0**

PUNTING	NO	YDS	AVG	NET	TB	IN20	LG	BLK
McCarthy	66	2650	40.2	35.7	3	17	93	2
Wagner	14	548	39.1	29.1	0	0	54	0
Patriots	**82**	**3198**	**39.0**	**34.6**	**3**	**17**	**93**	**2**
Opponents	**69**	**2909**	**42.2**	**36.2**	**10**	**16**	**71**	**0**

PUNT RETURNS	NO	FC	YDS	AVG	LG	TD
Henderson	27	10	201	7.4	39	0
Fryar	2	4	10	5.0	10	0
Pool	1	0	0	0.0	0	0
Zackery	1	0	0	0.0	0	0
Patriots	**31**	**14**	**211**	**6.8**	**39**	**0**
Opponents	**37**	**20**	**303**	**8.2**	**40**	**1**

KICK RETURNS	NO	YDS	AVG	LG	TD
Vaughn	34	717	21.1	99t	1
Allen	8	161	20.1	31	0
Martin	8	178	22.3	26	0
Hobby	2	0	0.0	0	0
Timpson	2	37	18.5	21	0
Coates	1	6	6.0	6	0
Rakoczy	1	9	9.0	9	0
Rembert	0	0	0.0	0	0
Patriots	**56**	**1108**	**19.8**	**99t**	**1**
Opponents	**51**	**850**	**16.7**	**49**	**0**

SACKS: Tippett 8.5, Veris 4.0, B. Williams 3.5, Brown 3.0, Agnew 2.0, Hobby 2.0, Howard 1.0, Singleton 1.0. Patriots, 25.0, Opponents, 63.0.

FIELD GOALS	1-19	20-29	30-39	40-49	50+
Staurovsky	1/1	2/3	9/12	1/3	0/0
Baumann	0/0	2/2	1/3	4/4	0/1
Patriots	**1/1**	**4/5**	**10/15**	**5/7**	**0/1**
Opponents	**2/2**	**12/14**	**7/7**	**8/17**	**0/2**

Staurovsky: (35G,39G,36G) () (45N,33G,28G) (33G) (38N,39G) (37G) (38G,36N,42G) (20G,17G,25N) (46N,36G,35N).

Baumann: (44G,37G) (39N) (51B,46G,32N) (23G) (24G) (45G,41G) ( ).

OPPONENTS: (44WL,52WR,42WL,48B) (30G,32G) (49G,32G) (28G,38G) (42N,47G) (47G,58N,25G) (23G,32G,47N,23G) (35G,18G,47N,34G) (19G,47N,21G,42G) (21G,42G,49N,44G) () (23G,29G) (20G,24G) (43N,40G)(23N,23G,27N) (49G,25G).

STARTERS:

OFFENSE: WR Irving Fryar (15), Rob Carpenter (1); LT Bruce Armstrong (16); LG Elbert Crawford (16); C Gene Chilton (16); RG Danny Villa (10), Jon Melander (3), Gregg Rakoczy (2), Freddie Childress (1); RT Pat Harlow (16); TE Marv Cook (16); WR Greg McMurtry (12), Michael Timpson (2), Jon Vaughn (1); QB Hugh Millen (13), Tommy Hodson (3); RB Leonard Russell (15), John Stephens (1); FB Ivy Joe Hunter (11), J. Stephens (2); George Adams (1), J. Vaughn (1); 2nd TE Ben Coates (2).

DEFENSE: LE Ray Agnew (9), Garin Veris (3), Brent Williams (3), Marion Hobby (1); NT Tim Goad (15), Fred Smerlas (1); RE B. Williams (13), R. Agnew (1), Sean Smith (1), G. Veris (1); LOLB Andre Tippett (16); LILB Eugene Lockhart (13), RILB Vincent Brown (16); ROLB Chris Singleton (11), David Howard (5); LCB Ronnie Lippett (13), Tim Gordon (1), Jerome Henderson (1), Mickey Washington (1); RCB Maurice Hurst (14), M. Washington (2); SS Harry Colon, T. Gordon (1), M. Washington (1); FS Fred Marion (11), T. Gordon (5); 5th DB David Pool (3).

1991 Coaching Staff: Joel Collier Asst. Running Backs/Receivers, Joe Collier, Defensive Coordinator, Dick Coury, Offensive Coordinator, Ivan Fears, Wide Receivers, Norm Gerber, Inside Linebackers, Bobby Grier, Offensive Backfield, Rod Humenuik, Offensive Line, Stan Jones, Defensive Line, Myrel Moore, Outside Linebackers, Dante Scarnecchia, Special Teams/TE's , Dave Uyrus, Asst. Special Teams/Defensive Line, Charlie West, Defensive Backs.

Pro Bowl (2): T Bruce Armstrong (2), TE Marv Cook (1).

RESULTS

PASSING	ATT	CMP	YARDS	CMP%	YDS/ATT	TD	TD%	INT	INT%	LG	SK/YDS	RATING
Millen	409	246	3073	60.1	7.51	9	2.2	18	4.4	60t	54/379	72.5
Hodson	68	36	345	52.9	5.07	1	1.5	4	5.9	32	9/57	47.7
Vaughn	2	1	13	50.0	6.50	1	50.0	0	0.0	13t	0/0	110.4
Fryar	1	0	0	0.0	0.00	0	0	0	0	0	0/0	39.6
McCarthy	1	1	11	100.0	11.0	0	0.0	0	0.0	11	0/0	112.5
Patriots	**481**	**284**	**3442**	**59.0**	**7.16**	**11**	**2.3**	**22**	**4.6**	**60t**	**63/436**	**69.7**
Opponents	**565**	**335**	**4035**	**59.3**	**7.14**	**25**	**4.4**	**12**	**2.1**	**65t**	**25/183**	**87.1**

1992 FINAL STATISTICS (2-14)

HEAD COACH: DICK MACPHERSON • FIFTH IN AFC EAST • HOME STADIUM: FOXBORO STADIUM

Date	W/L	Score		Opp.	Att.
9/06				BYE WEEK	
9/13	L	0-14	at	L.A. Rams	40,402
9/20	L	6-10		Seattle	42,327
9/27	L	7-41		Buffalo	52,527
10/4	L	21-30	at	N.Y. Jets	60,108
10/11	L	12-24		San Francisco	54,126
10/18	L	17-38	at	Miami	57,282
10/25	L	17-19		Cleveland	32,219
11/01	L	7-16	at	Buffalo	78,268
11/08	L	14-31		New Orleans	45,413
11/15	W	37-34	at	Indianapolis OT	42,631
11/22	W	24-3		N.Y. Jets	27,642
11/29	L	0-34	at	Atlanta	54,494
12/06	L	0-6		Indianapolis	19,429
12/13	L	20-27	at	Kansas City	52,208
12/20	L	10-20	at	Cincinnati	45,355
12/27	L	13-16		Miami OT	34,726

TEAM STATISTICS	PATS	OPP
TOTAL FIRST DOWNS	**215**	**292**
By Rushing	71	112
By Passing	130	149
By Penalty	14	31
Third Down: Md/Att.	72/223	77/214
Third Down: Eff.	32.3	36.0
Fourth Down: Md/Att.	8/19	6/15
Fourth Down: Eff.	42.1	40.0
POSSESSION AVG.	**28:28**	**31:32**
TOTAL NET YARDS	**3584**	**5048**
Avg. per Game	224.0	315.5
Total Offensive Plays	928	1000
Avg. per Play	3.9	5.0
NET YARDS RUSHING	**1550**	**1951**
Total Rushing Plays	419	521
Avg. per Game	96.6	121.9
NET YARDS PASSING	**2034**	**3097**
Avg. per Game	127.1	193.6
Sacked/Yards Lost	65/458	20/114
Gross Yards Passing	2492	3211
Att./Completions	444/244	459/258
Completion Pct.	55.0	56.2
Had Intercepted	19	14
PUNTS/AVERAGE	**103/40.9**	**75/40.6**
NET PUNTING AVG.	**35.4**	**35.3**
PENALTIES/YARDS	**111/1051**	**90/673**
FUMBLES/BALLS LOST	**43/26**	**30/15**
TOUCHDOWNS	**25**	**40**
Rushing	6	15
Passing	13	22
Returns	6	3

SCORE BY PERIODS	1	2	3	4	OT	TOTAL
Patriots	**61**	**51**	**32**	**58**	**3**	**205**
Opponents	**84**	**80**	**88**	**108**	**3**	**363**

SCORING	TD	Ru	Pa	Rt	PAT	FG	S	TP
Baumann	0	0	0	0	22/24	11/17	0	55
Fryar	4	0	4	0			0	24
Coates	3	0	3	0			0	18
Brown	2	0	0	2			0	12
Cook	2	0	2	0			0	12
Russell	2	2	0	0			0	12
Stephens	2	2	0	0			0	12
Turner	2	0	2	0			0	12
Vaughn	2	1	0	1			0	12
Gash	1	1	0	0			0	6
Goad	1	0	0	1			0	6
McMurtry	1	0	1	0			0	6
Pool	1	0	0	1			0	6
Singleton	1	0	0	1			0	6
Timpson	1	0	1	0			0	6
Patriots	**25**	**6**	**13**	**6**	**22/25**	**11/17**	**0**	**205**
Opponents	**40**	**15**	**22**	**3**	**40/40**	**27/41**	**1**	**363**

RUSHING	NO	YDS	AVG	LG	TD
Vaughn	113	451	4.0	36	1
Russell	123	390	3.2	23	2
Stephens	75	277	3.7	19	2
Lockwood	35	162	4.6	23	0
Millen	17	108	6.4	26	0
Zolak	18	71	3.9	19	0
Turner	10	40	4.0	11	0
Carlson	11	32	2.9	7	0
Hodson	5	11	2.2	5	0
Gash	5	7	1.4	4	1
Fryar	1	6	6.0	6	0
McMurtry	2	3	1.5	2	0
Coates	1	2	2.0	2	0
McCarthy	3	-10	-3.3	0	0
Patriots	**419**	**1550**	**3.7**	**36**	**6**
Opponents	**521**	**1951**	**3.7**	**53**	**15**

RECEIVING	NO	YDS	AVG	LG	TD
Fryar	55	791	14.4	54t	4
Cook	52	413	7.9	27	2
McMurtry	35	424	12.1	65t	1
Timpson	26	315	12.1	25	1
Stephens	21	161	7.7	32	0
Coates	20	171	8.6	22t	3
Vaughn	13	84	6.5	28	0
Russell	11	24	2.2	12	0
Turner	7	52	7.4	19t	2
Stanley	3	63	21.0	36	0
Hodson	1	-6	-6.0	-6	0
Patriots	**244**	**2492**	**10.2**	**65t**	**13**
Opponents	**258**	**3211**	**12.4**	**56**	**22**

INTERCEPTIONS	NO	YDS	AVG	LG	TD
Henderson	3	43	14.3	34	0
Hurst	3	29	9.7	27	0
Pool	2	54	27.0	41t	1
Robbins	2	27	13.5	20	0
Singleton	1	82	82.0	82t	1
Brown	1	49	49.0	49t	1
Howard	1	1	1.0	1	0
Smith	1	0	0.0	0	0
Patriots	**14**	**285**	**20.4**	**82t**	**3**
Opponents	**19**	**232**	**12.2**	**47**	**0**

PUNTING	NO	YDS	AVG	NET	TB	IN20	LG	BLK
McCarthy	103	4212	40.9	35.4	4	18	61	0
Patriots	**103**	**4212**	**40.9**	**35.4**	**4**	**18**	**61**	**0**
Opponents	**75**	**3045**	**40.6**	**35.3**	**6**	**27**	**59**	**0**

PUNT RETURNS	NO	FC	YDS	AVG	LG	TD
Stanley	28	17	227	8.1	50	0
Timpson	8	2	47	5.9	14	0
Lambert	1	0	0	0.0	0	0
Fryar	0	1	0	0.0	0	0
Patriots	**37**	**20**	**274**	**7.4**	**50**	**0**
Opponents	**59**	**21**	**484**	**8.2**	**53t**	**1**

KICK RETURNS	NO	YDS	AVG	LG	TD
Stanley	29	529	18.2	40	0
Vaughn	20	564	28.2	100t	1
Lockwood	11	233	21.2	36	0
Timpson	2	28	14.0	28	0
Hobby	1	11	11.0	11	0
Turner	1	11	11.0	11	0
Patriots	**64**	**1376**	**21.5**	**100t**	**1**
Opponents	**45**	**749**	**16.6**	**39**	**0**

SACKS: Tippett 7.0, B. Williams 4.0, Goad 2.5, Agnew 1.0, Edwards 1.0, Howard 1.0, Lambert 1.0, Rembert 1.0, Sabb 1.0, Brown 0.5. Patriots 20.0, Opponents 65.0.

FIELD GOALS	1-19	20-29	30-39	40-49	50+
Baumann	2/2	4/4	3/7	2/4	0/0
Patriots	**2/2**	**4/4**	**3/7**	**2/4**	**0/0**
Opponents	**0/0**	**9/10**	**11/16**	**6/12**	**1/3**

Baumann: (38N) () () (39N) (24G,44G) (19G,44B) (30G) () () (36G,44G,18G) (32G) (48N) (37N) (38N) (27G) (25G, 29G).

OPPONENTS: (47N,39N,25N) (25G,33N) (42G,30G) (37G,40G,47G) (51N,36G) (34G) (29G,28G,21G,54N,44N,31N,32G) () (46G) (35N,42N,48G,33G) (27G) (43N,26G,54G) (31N,30G,48G) (30G,26G) (47N,42N,21G,39G) (38G,23G,35G).

STARTERS:

OFFENSE: WR Irving Fryar (14), Michael Timpson (2); LT Bruce Armstrong (8), Pat Harlow (8); LG Reggie Redding (14), Calvin Stephens (1), Larry Williams (1); C Gene Chilton (16); RG L. Williams (8), Eugene Chung (6), Gregg Rakoczy (2); RT P. Harlow (8), E. Chung (8); TE Marv Cook (15), Ben Coates (1); WR Greg McMurtry (15); QB Hugh Millen (7), Scott Zolak (4), Tommy Hodson (3), Jeff Carlson (2); RB Leonard Russell (10), Jon Vaughn (5), John Stephens (1); FB J. Stephens (15), Kevin Turner (1); 3rd TE B. Coates (1).

DEFENSE: LE Ray Agnew (14), Tim Edwards (1), Marion Hobby (1); NT Tim Goad (16); RE Brent Williams (15), M. Hobby (1); LOLB Andre Tippett (13), Dwayne Sabb (2), Vincent Brown (1); LILB V. Brown (12), Johnny Rembert (2), David Howard (1), Eugene Lockhart (1); RILB J. Rembert (8), E. Lockhart (7); ROLB D. Howard (9), Chris Singleton (7); LCB David Pool (14), Jerome Henderson (2); RCB Maurice Hurst (16); SS Tim Gordon (7), Reggie Robbins (6), Roger Brown (2); J. Henderson (1); FS R. Robbins (9), J. Henderson (6), R. Brown (1).

1992 Coaching Staff: Joel Collier, Asst. Running Backs/ Receivers, Joe Collier, Defensive Coordinator, Dick Coury, Offensive Coordinator, Ivan Fears, Wide Receivers, Norm Gerber, Inside Linebackers, Bobby Grier, Offensive Backfield, Rod Humenuik, Offensive Line, Stan Jones, Defensive Line, Myrel Moore, Outside Linebackers, Dante Scarnecchia, Special Teams/TE's , Dave Uyrus, Asst. Special Teams/Defensive Line, Charlie West, Defensive Backs.

Pro Bowl (1): TE Marv Cook (2).

PASSING	ATT	CMP	YARDS	CMP%	YDS/ATT	TD	TD%	INT	INT%	LG	SK/YDS	RATING
Millen	203	124	1203	61.1	5.93	8	3.9	10	4.9	39	33/204	70.3
Zolak	100	52	561	52.0	5.61	2	2.0	4	4.0	65t	17/137	58.8
Hodson	91	50	496	54.9	5.45	2	2.2	2	2.2	54t	12/96	68.8
Carlson	49	18	232	36.7	4.73	1	2.0	3	6.1	40	3/21	33.7
McMurtry	1	0	0	0.0	0.00	0	0.0	0	0.0	0	0/0	39.6
Patriots	**444**	**244**	**2492**	**55.0**	**5.61**	**13**	**2.9**	**19**	**4.3**	**65t**	**65/458**	**63.2**
Opponents	**459**	**258**	**3211**	**56.2**	**7.00**	**22**	**4.8**	**14**	**3.1**	**56**	**20/114**	**81.3**

1993 FINAL STATISTICS (5-11)

HEAD COACH: BILL PARCELLS • FOURTH IN AFC EAST • HOME STADIUM: FOXBORO STADIUM

Date	W/L	Score		Opp.	Att.
9/05	L	14-38	at	Buffalo	79,751
9/12	L	16-19		Detroit OT	54,151
9/19	L	14-17		Seattle	50,392
9/26	L	7-45	at	N.Y. Jets	64,836
10/03				BYE WEEK	
10/10	W	23-21	at	Phoenix	36,115
10/17	L	14-28		Houston	51,037
10/24	L	9-10	at	Seattle	56,526
10/31	L	6-9	at	Indianapolis	46,522
11/07	L	10-13		Buffalo OT	54,326
11/14				BYE Week	
11/21	L	13-17	at	Miami	59,982
11/28	L	0-6		N.Y. Jets	42,810
12/05	L	14-17	at	Pittsburgh	51,358
12/12	W	7-2		Cincinnati	29,794
12/19	W	20-17	at	Cleveland	48,618
12/26	W	38-0		Indianapolis	26,571
1/02	W	33-27		Miami OT	53,883

TEAM STATISTICS	PATS	OPP
TOTAL FIRST DOWNS	**315**	**269**
By Rushing	116	97
By Passing	169	161
By Penalty	30	11
Third Down: Md/Att.	92/237	96/231
Third Down: Eff.	38.8	41.6
Fourth Down: Md/Att.	13/27	5/13
Fourth Down: Eff.	48.1	38.5
POSSESSION AVG.	**29:43**	**30:17**
TOTAL NET YARDS	**5065**	**4796**
Avg. per Game	316.6	299.8
Total Offensive Plays	1091	1013
Avg. per Play	4.6	4.7
NET YARDS RUSHING	**1780**	**1951**
Total Rushing Plays	502	505
Avg. per Game	111.3	121.9
NET YARDS PASSING	**3285**	**2845**
Avg. per Game	205.3	177.8
Sacked/Yards Lost	23/127	34/242
Gross Yards Passing	3412	3087
Att./Completions	566/289	474/280
Completion Pct.	51.1	59.1
Had Intercepted	24	13
PUNTS/AVERAGE	**76/40.7**	**90/41.2**
NET PUNTING AVG.	**34.8**	**34.7**
PENALTIES/YARDS	**65/468**	**111/803**
FUMBLES/BALLS LOST	**30/10**	**20/9**
TOUCHDOWNS	**26**	**32**
Rushing	9	9
Passing	17	20
Returns	0	3

SCORE BY PERIODS	1	2	3	4	OT	TOTAL
Patriots	**33**	**60**	**54**	**85**	**6**	**238**
Opponents	**41**	**103**	**26**	**110**	**6**	**286**

SCORING	TD	Ru	Pa	Rt	PAT	FG	S	TP
Sisson	0	0	0	0	15/15	14/26	0	57
Coates	8	0	8	0			0	48
Russell	7	7	0	0			0	42
Bahr	0	0	0	0	10/10	5/5	0	25
Brisby	2	0	2	0			0	12
Timpson	2	0	2	0			0	12
Turner	2	0	2	0			0	12
Cook	1	0	1	0			0	6
Crittenden	1	0	1	0			0	6
Croom	1	1	0	0			0	6
Gash	1	1	0	0			0	6
McMurtry	1	0	1	0			0	6
Patriots	**26**	**9**	**17**	**0**	**25/25**	**19/31**	**0**	**238**
Opponents	**32**	**9**	**20**	**3**	**32/32**	**20/24**	**1**	**286**

RUSHING	NO	YDS	AVG	LG	TD
Russell	300	1088	3.6	21	7
Turner	50	231	4.6	49	0
Croom	60	198	3.3	22	1
Gash	48	149	3.1	14	1
Bledsoe	32	82	2.6	15	0
Secules	8	33	4.1	13	0
Saxon	2	2	1.0	2	0
Zolak	1	0	0.0	0	0
Crittenden	1	-3	-3.0	-3	0
Patriots	**502**	**1780**	**3.5**	**49**	**9**
Opponents	**505**	**1951**	**3.9**	**57**	**9**

RECEIVING	NO	YDS	AVG	LG	TD
Coates	53	659	12.4	54t	8
Brisby	45	626	13.9	39	2
Timpson	42	654	15.6	48	2
Turner	39	333	8.5	26	2
Russell	26	245	9.4	69	0
McMurtry	22	241	11.0	20	1
Cook	22	154	7.0	17	1
Crittenden	16	293	18.3	44	1
Gash	14	93	6.6	15	0
Croom	8	92	11.5	21	0
T. Brown	2	22	11.0	14	0
Patriots	**289**	**3412**	**11.8**	**82**	**17**
Opponents	**280**	**3087**	**11.0**	**56**	**20**

INTERCEPTIONS	NO	YDS	AVG	LG	TD
Hurst	4	53	13.3	24	0
Wren	3	-7	-2.3	2	0
Barnett	1	40	40.0	40	0
V. Brown	1	24	24.0	24	0
Collins	1	8	8.0	8	0
Thompson	1	4	4.0	4	0
Lambert	1	0	0.0	0	0
Ray	1	0	0.0	0	0
Patriots	**13**	**122**	**9.4**	**40**	**0**
Opponents	**24**	**201**	**8.4**	**34**	**1**

PUNTING	NO	YDS	AVG	NET	TB	IN20	LG	BLK
Saxon	73	3096	42.4	34.8	7	25	59	3
Patriots	**76**	**3096**	**40.7**	**34.8**	**7**	**25**	**59**	**3**
Opponents	**90**	**3709**	**41.2**	**34.7**	**6**	**19**	**58**	**0**

PUNT RETURNS	NO	FC	YDS	AVG	LG	TD
T. Brown	25	9	224	9.0	19	0
Harris	23	4	201	8.7	21	0
Crittenden	2	1	37	18.5	30	0
Smith	1	0	0	0.0	0	0
Patriots	**51**	**14**	**462**	**9.1**	**30**	**0**
Opponents	**34**	**6**	**313**	**9.2**	**47t**	**1**

KICK RETURNS	NO	YDS	AVG	LG	TD
Crittenden	23	478	20.8	44	0
T. Brown	15	243	16.2	29	0
Harris	6	90	15.0	19	0
Sabb	2	0	0.0	0	0
Cook	1	8	8.0	8	0
Coates	0	0	0.0	0	0
Patriots	**47**	**819**	**17.4**	**44**	**0**
Opponents	**44**	**921**	**20.9**	**42**	**0**

SACKS: Slade 9.0, Tippett 8.5, A. Jones 3.5, Pitts 3.0, Sabb 2.0, Williams 2.0, Agnew 1.5, Brown 1.0, Collins 1.0, Hurst 1.0, Thompson 1.0, Goad 0.5. Patriots, 34.0, Opponents, 23.0.

FIELD GOALS	1-19	20-29	30-39	40-49	50+
Sisson	1/1	8/13	3/4	2/6	0/2
Bahr	1/1	1/1	3/3	0/0	0/0
Patriots	**2/2**	**9/14**	**6/7**	**2/6**	**0/2**
Opponents	**0/0**	**12/12**	**7/7**	**1/2**	**0/3**

Sisson: () (26G,21G,32G,28WR) (54S) () (37WL,29G,23G,31G) (42B) (48S,41WR,36G,25G,19G) (40G,45WL,26G) (28WR,27G) (28G,26WL,40G) (54WL,28B) () (27WR).

Bahr: (23G,34G) (19G) (31G,37G).

OPPONENTS: (28G) (52WR,22G,26G,23G, 38G) (52WL,24G) (53WL,42G) () () (30G) (27G,38G,37G) (40WL,27G,32G) (23G) (33G,23G) (35G) () (23G) () (29G,24G).

STARTERS:

OFFENSE: WR Vincent Brisby (12), Ray Crittenden (1); LT Bruce Armstrong (16); LG Eugene Chung (16); C Mike Arthur (12), Bill Lewis (5); RG Rich Baldinger (15), Todd Rucci (1); RT Pat Harlow (16); TE Marv Cook (12), Ben Coates (4); WR Greg McMurtry (8), Michael Timpson (7); QB Drew Bledsoe (12), Scott Secules (4); RB Leonard Russell (15), Corey Croom (1); FB Kevin Turner (9), Sam Gash (4); 2nd TE B. Coates (6); 3rd WR R. Crittenden (1).

DEFENSE: LE Mike Pitts (15), Ray Agnew (1); NT Tim Goad (15); RE John Washington (13), Brent Williams (2); LOLB Andre Tippett (16); LILB Vincent Brown (16); RILB Todd Collins (12), Chris Singleton (4); ROLB Dwayne Sabb (7), Chris Slade (5), Aaron Jones (1); LCB Rod Smith (7), Daryl Wren (5), Reyna Thompson (4); RCB Maurice Hurst (16); SS Corwin Brown (12), Adrian White (4); FS Harlon Barnett (12), Dion Lambert (3), Terry Ray (1).

1993 Coaching Staff: Dave Atkins, Offensive Backs, Romeo Crennel, Defensive Line, Al Groh, Defensive Coordinator/Linebackers, Fred Hoaglin, Offensive Line, Chris Palmer, Wide Receivers, Johnny Parker, Strength/Conditioning, Ray Perkins, Offensive Coordinator, Dante Scarnecchia, Special Assistant, Mike Sweatman, Special Teams, Bob Trott, Defensive Backs, Charlie Weis, Tight Ends.

Pro Bowl (0)

PASSING	ATT	CMP	YARDS	CMP%	YDS/ATT	TD	TD%	INT	INT%	LG	SK/YDS	RATING
Bledsoe	429	214	2494	49.9	5.81	15	3.5	15	3.5	54t	16/99	65.0
Secules	134	75	918	56.0	6.85	2	1.5	9	6.7	82	7/28	54.3
Zolak	2	0	0	0.0	0.00	0	0.0	0	0.0	0	0/0	39.6
Turner	1	0	0	0.0	0.00	0	0.0	0	0.0	0	0/0	39.6
Patriots	**566**	**289**	**3412**	**51.1**	**6.03**	**17**	**3.0**	**24**	**4.2**	**82**	**23/127**	**62.1**
Opponents	**474**	**280**	**3087**	**59.1**	**6.51**	**20**	**4.2**	**13**	**2.7**	**56**	**34/242**	**81.1**

1994 FINAL STATISTICS (10-6)

HEAD COACH: BILL PARCELLS • SECOND IN AFC EAST (WILD CARD QUALIFIER) • HOME STADIUM: FOXBORO STADIUM

Date	W/L	Score		Opp.	Att.
9/04	L	35-39	at	Miami	69,613
9/11	L	35-38		Buffalo	60,274
9/18	W	31-28	at	Cincinnati	46,640
9/25	W	23-17	at	Detroit	59,618
10/02	W	17-16		Green Bay	57,522
10/09	L	17-21		L.A. Raiders	59,889
10/16	L	17-24	at	N.Y. Jets	71,123
10/23				BYE WEEK	
10/30	L	3-23		Miami	59,167
11/06	L	6-13	at	Cleveland	73,878
11/13	W	26-20		Minnesota OT	58,382
11/20	W	23-17		San Diego	59,690
11/27	W	12-10	at	Indianapolis	43,839
12/04	W	24-13		N.Y. Jets	60,138
12/11	W	28-13		Indianapolis	57,656
12/18	W	41-17	at	Buffalo	56,784
12/24	W	13-3	at	Chicago	60,178
AFC PLAYOFFS					
1/01	L	13-20	at	Cleveland	77,452

TEAM STATISTICS	PATS	OPP
TOTAL FIRST DOWNS	**348**	**280**
By Rushing	83	86
By Passing	243	173
By Penalty	22	21
Third Down: Md/Att.	106/257	72/215
Third Down: Eff.	41.2	33.5
Fourth Down: Md/Att.	18/35	6/16
Fourth Down: Eff.	51.4	37.5
POSSESSION AVG.	**32:08**	**27:52**
TOTAL NET YARDS	**5776**	**5207**
Avg. per Game	361.0	325.4
Total Offensive Plays	1199	1006
Avg. per Play	4.8	5.2
NET YARDS RUSHING	**1332**	**1760**
Total Rushing Plays	478	422
Avg. per Game	83.3	110.0
NET YARDS PASSING	**4444**	**3447**
Avg. per Game	277.8	215.4
Sacked/Yards Lost	22/139	39/290
Gross Yards Passing	4583	3737
Att./Completions	699/405	545/298
Completion Pct.	57.9	54.7
Had Intercepted	27	22
PUNTS/AVERAGE	**69/41.2**	**83/40.2**
NET PUNTING AVG.	**35.7**	**34.6**
PENALTIES/YARDS	**78/597**	**111/795**
FUMBLES/BALLS LOST	**28/11**	**34/18**
TOUCHDOWNS	**39**	**36**
Rushing	12	11
Passing	25	21
Returns	2	4

SCORE BY PERIODS	1	2	3	4	OT	TOTAL
Patriots	**46**	**95**	**94**	**110**	**6**	**351**
Opponents	**53**	**133**	**56**	**70**	**0**	**312**

SCORING	TD	Ru	Pa	Rt	PAT	FG	S	TP
Bahr	0	0	0	0	36/36	27/34	0	117
Butts	8	8	0	0			0	48
Coates	7	0	7	0			0	42
Thompson	7	2	5	0			0	42
Brisby	5	0	5	0			0	30
Crittenden	3	0	3	0			0	18
Timpson	3	0	3	0			0	18
Turner	3	1	2	0			0	18
Reynolds	2	0	0	2			0	12
Thomas	1	1	0	0			0	6
O'Neill	0	0	0	0	0/0	0/1	0	0
Patriots	**39**	**12**	**25**	**2**	**36/36**	**27/35**	**0**	**351**
Opponents	**36**	**11**	**21**	**4**	**32/33**	**20/25**	**0**	**312**

2-Pt. Conversions: Patriots 0-2, Opp. 2-3

RUSHING	NO	YDS	AVG	LG	TD
Butts	243	703	2.9	26	8
Thompson	102	312	3.1	13	2
Turner	36	111	3.1	13	1
Gash	30	86	2.9	10	0
Thomas	19	67	3.5	13	1
Bledsoe	44	40	0.9	7	0
Timpson	2	14	7.0	10	0
Coates	1	0	0.0	0	0
Zolak	1	-1	-1.0	-1	0
Patriots	**478**	**1332**	**2.8**	**26**	**12**
Opponents	**422**	**1760**	**4.2**	**52**	**11**

RECEIVING	NO	YDS	AVG	LG	TD
Coates	96	1174	12.2	62t	7
Timpson	74	941	12.7	37	3
Thompson	65	465	7.2	27t	5
Brisby	58	904	15.6	43	5
Turner	52	471	9.1	32	2
Crittenden	28	379	13.5	32	3
Burke	9	86	9.6	17	0
Gash	9	61	6.8	19	0
Butts	9	54	6.0	15	0
Hawkins	2	22	11.0	14	0
Thomas	2	15	7.5	9	0
Harris	1	11	11.0	11	0
Patriots	**405**	**4583**	**11.3**	**62t**	**25**
Opponents	**298**	**3737**	**12.5**	**65t**	**21**

INTERCEPTIONS	NO	YDS	AVG	LG	TD
Hurst	7	68	9.7	24	0
H. Barnett	3	51	17.0	24	0
V. Brown	3	22	7.3	12	0
Guyton	2	18	9.0	15	0
Smith	2	10	5.0	10	0
Sabb	2	6	3.0	5	0
Whigham	1	21	21.0	21	0
Reynolds	1	11	11.0	11t	1
Ray	1	2	2.0	2	0
Patriots	**22**	**209**	**9.5**	**24**	**1**
Opponents	**27**	**252**	**9.3**	**90t**	**2**

PUNTING	NO	YDS	AVG	NET	TB	IN20	LG	BLK
O'Neill	69	2841	41.2	35.7	6	25	67	0
Patriots	**69**	**2841**	**41.2**	**35.7**	**6**	**25**	**67**	**0**
Opponents	**83**	**3333**	**40.2**	**34.6**	**4**	**21**	**53**	**0**

PUNT RETURNS	NO	FC	YDS	AVG	LG	TD
T. Brown	24	10	202	8.4	38	0
Crittenden	19	6	155	8.2	26	0
Harris	3	0	26	8.7	12	0
Patriots	**46**	**16**	**383**	**8.3**	**38**	**0**
Opponents	**34**	**9**	**260**	**7.6**	**30**	**0**

KICK RETURNS	NO	YDS	AVG	LG	TD
Crittenden	24	460	19.2	36	0
Thompson	18	376	20.9	30	0
Croom	10	172	17.2	24	0
Burke	3	11	3.7	6	0
Thomas	3	40	13.3	16	0
T. Brown	1	14	14.0	14	0
DeOssie	1	14	14.0	14	0
Gash	1	9	9.0	9	0
Guyton	1	-1	-1.0	-1	0
Timpson	1	28	28.0	28	0
Patriots	**63**	**1123**	**17.8**	**36**	**0**
Opponents	**63**	**1375**	**21.8**	**80t**	**1**

SACKS: Slade 9.5, M. Jones 6.0, McGinest 4.5, A. Jones 4.0, Sabb, 3.5, Goad 3.0, Hurst 2.0, Reynolds 2.0, V. Brown 1.5, T. Barnett 1.0, Pitts 1.0, Agnew 0.5, Smith 0.5. Patriots 39.0, Opponents 22.0.

FIELD GOALS	1-19	20-29	30-39	40-49	50+
Bahr	0/0	14/14	9/12	4/8	0/0
O'Neill	0/0	0/0	0/0	0/1	0/0
Patriots	**0/0**	**14/14**	**9/12**	**4/9**	**0/0**
Opponents	**0/0**	**5/5**	**5/8**	**8/10**	**2/2**

Baumann: () () (43G,24G,28G,35G) (20G,28G,21G) (48S, 32WL,33G) (24G) (40G) (48G)(20G,39G) (38G,39WL,23G) (44WR,39G,48WL,38G,23G) (22G,37G,25G,42G) (33G) (36WL) (33G,20G) (29G,22G,46WL).

O'Neill: () () () () () () (47S) () () () () () () () () ().

OPPONENTS: (42G) (32G) () (27G) (27G) () (32WL,37G) (44G,50G,48G) (33G,41G) (40G,33G) (48S,34G) (42WR,50G) (46G,26G) (27G,47G) (24G) (44G,38B,36WL).

STARTERS:

OFFENSE: WR Vincent Brisby (11), Ray Crittenden (1); LT Bruce Armstrong (16); LG Bob Kratch (16); C Mike Arthur (11), Mike Gisler (5); RG Todd Rucci (10), Doug Skene (6); RT Pat Harlow (16); TE Ben Coates (16); WR Michael Timpson (14), R. Crittenden (1); QB Drew Bledsoe (16); RB Marion Butts (15), Leroy Thompson (1); FB Kevin Turner (9), Sam Gash (6); 2nd TE John Burke (6).

DEFENSE: LE Mike Pitts (16); NT Tim Goad (13), Ray Agnew (3); RE Mike Jones (16); LOLB Dwayne Sabb (8), Willie McGinest (7); LILB Vincent Brown (16); RILB Todd Collins (7), David Bavaro (5); Marty Moore (4); ROLB Chris Slade (16); LCB Ricky Reynolds (10), Rod Smith (6); RCB Maurice Hurst (16); SS Harlon Barnett (16); FS Myron Guyton (16); 5th DB R. Smith (1).

1994 Coaching Staff: Maurice Carthon, Offensive Assistant, Romeo Crennel, Defensive Line, Al Groh, Defensive Coordinator/ Linebackers, Fred Hoaglin, Offensive Line, Chris Palmer, Wide Receivers, Johnny Parker, Strength/ Conditioning, Ray Perkins, Offensive Coordinator, Mike Pope, Running Backs, Dante Scarnecchia, Special Assistant, Mike Sweatman, Special Teams, Bob Trott, Defensive Backs, Charlie Weis, Tight Ends.

Pro Bowl (3): T Bruce Armstrong (3), QB Drew Bledsoe (1), TE Ben Coates (1).

PASSING	ATT	CMP	YARDS	CMP%	YDS/ATT	TD	TD%	INT	INT%	LG	SK/YDS	RATING
Bledsoe	691	400	4555	57.9	6.59	25	3.6	27	3.9	62t	22/139	73.6
Zolak	8	5	28	62.5	3.50	0	0.0	0	0.0	13	0/0	68.8
Patriots	699	405	4583	57.9	6.56	25	3.6	27	3.9	62t	22/139	73.5
Opponents	**545**	**298**	**3737**	**54.7**	**6.86**	**21**	**3.9**	**22**	**4.0**	**65t**	**39/290**	**72.2**

1995 FINAL STATISTICS (6-10)

HEAD COACH: BILL PARCELLS • FOURTH IN AFC EAST • HOME STADIUM: FOXBORO STADIUM

Date	W/L	Score		Opp.	Att.
9/03	W	17-14		Cleveland	60,126
9/10	L	3-20		Miami	60,239
9/17	L	3-28	at	San Francisco	66,179
9/24				BYE WEEK	
10/01	L	17-30	at	Atlanta	47,114
10/08	L	3-37		Denver	60,074
10/15	L	26-31	at	Kansas City	77,992
10/23	W	27-14		Buffalo	60,203
10/29	L	17-20		Carolina OT	60,064
11/05	W	20-7	at	N.Y. Jets	61,462
11/12	W	34-17	at	Miami	70,339
11/19	L	10-24		Indianapolis	59,544
11/26	W	35-25	at	Buffalo	69,384
12/03	L	17-31		New Orleans	59,876
12/10	W	31-28		N.Y. Jets	46,617
12/16	L	27-41	at	Pittsburgh	57,158
12/23	L	7-10	at	Indianapolis	54,685

TEAM STATISTICS	PATS	OPP
TOTAL FIRST DOWNS	**335**	**308**
Rushing	106	106
Passing	207	181
Penalty	22	21
3rd Down: Made/Att.	**99/260**	**80/215**
3rd Down %	**38.1**	**37.2**
4th Down: Made/Att.	**17/39**	**7/13**
4th Down %	**43.6**	**53.8**
POSSESSION AVG.	**29:33**	**30:27**
TOTAL NET YARDS	**5457**	**5764**
Avg. Per Game	341.1	360.3
Total Plays	1187	1034
Avg. Per Play	4.6	5.6
NET YARDS RUSHING	**1866**	**1878**
Avg. Per Game	116.6	117.4
Total Rushes	474	448
NET YARDS PASSING	**3591**	**3886**
Avg. Per Game	224.4	242.9
Sacked/Yds Lost	27/198	37/221
Gross Yards	3,789	4,107
Att./Completions	686/351	549/342
Completion Pct.	51.2	62.3
Had Intercepted	16	15
PUNTS/ AVERAGE	**79/39.2**	**86/38.8**
NET PUNTING AVG.	**79/32.9**	**86/32.0**
PENALTIES/YARDS	**84/676**	**104/816**
FUMBLES/BALLS LOST	**32/20**	**24/14**
TOUCHDOWNS	**32**	**44**
Rushing	16	12
Passing	14	29
Returns	2	3

SCORE BY PERIODS	1	2	3	4	OT	TOTAL
Patriots	**49**	**84**	**59**	**102**	**0**	**294**
Opponents	**60**	**143**	**72**	**99**	**3**	**377**

SCORING	TD	Ru	Pa	Rt	PAT	FG	S	TP
Bahr	0	0	0	0	27/27	23/33	0	96
Martin	15	14	1	0			0	92
Coates	6	0	6	0			0	36
Brisby	3	0	3	0			0	18
Meggett	2	2	0	0			0	16
Graham	2	0	2	0			0	12
T. Brown	1	0	0	1			0	6
Gash	1	0	1	0			0	6
W. Moore	1	0	1	0			0	6
Slade	1	0	0	1			0	6
Patriots	**32**	**16**	**14**	**2**	**27/27**	**23/33**	**0**	**294**
Opponents	**44**	**12**	**29**	**3**	**40/41**	**23/32**	**0**	**377**

2-Pt. Conversions: Meggett 2, Martin. Patriots 3-5, Opp. 2-3.

RUSHING	NO	YDS	AVG	LG	TD
Martin	368	1487	4.0	49	14
Meggett	60	250	4.2	25	2
Croom	13	54	4.2	12	0
Bledsoe	20	28	1.4	15	0
Gash	8	24	3.0	9	0
Zolak	4	19	4.8	12	0
Lee	1	4	4.0	4	0
Patriots	**474**	**1,866**	**3.9**	**49**	**16**
Opponents	**448**	**1,878**	**4.2**	**66t**	**12**

RECEIVING	NO	YDS	AVG	LG	TD
Coates	84	915	10.9	35	6
Brisby	66	974	14.8	72	3
Meggett	52	334	6.4	19	0
W. Moore	43	502	11.7	33	1
Martin	30	261	8.7	27	1
Gash	26	242	9.3	30	1
Burke	15	136	9.1	21	0
T. Brown	14	159	11.4	31	0
Graham	10	156	15.6	37t	2
Lee	8	107	13.4	33	0
Croom	1	8	8.0	8	0
Grant	1	4	4.0	4	0
Bledsoe	1	-9	-9.0	-9	0
Patriots	**351**	**3,789**	**10.8**	**72**	**14**
Opponents	**342**	**4,107**	**12.0**	**70t**	**29**

INTERCEPTIONS	NO	YDS	AVG	LG	TD
V. Brown	4	1	0.3	1	0
Guyton	3	68	22.7	45	0
Law	3	47	15.7	38	0
Reynolds	3	6	2.0	4	0
Ray	1	21	21.0	21	0
Hurst	1	0	0.0	0	0
Patriots	**15**	**143**	**9.5**	**45**	**0**
Opponents	**16**	**161**	**10.1**	**69t**	**1**

PUNTING	NO	YDS	AVG	NET	TB	IN20	LG	BLK
O'Neill	41	1514	36.9	31.2	3	14	57	0
Wagner	37	1557	42.1	35.4	4	13	57	0
Bahr	1	29	29.0	9.0	1	0	29	0
Patriots	**79**	**3100**	**39.2**	**32.9**	**8**	**27**	**57**	**0**
Opponents	**86**	**3339**	**38.8**	**32.0**	**10**	**21**	**64**	**0**

PUNT RETURNS	NO	FC	YDS	AVG	LG	TD
Meggett	45	17	383	8.5	23	0
Patriots	**45**	**17**	**383**	**8.5**	**23**	**0**
Opponents	**40**	**11**	**342**	**8.6**	**42**	**0**

KICK RETURNS	NO	YDS	AVG	LG	TD
Meggett	38	964	25.4	62	0
T. Brown	31	672	21.7	38	0
Gisler	2	19	9.5	11	0
Lee	1	14	14.0	14	0
Frisch	1	8	8.0	8	0
Burke	1	7	7.0	7	0
Grant	1	7	7.0	7	0
Patriots	**75**	**1,691**	**22.5**	**62**	**0**
Opponents	**67**	**1,405**	**21.0**	**58**	**0**

SACKS: McGinest 11.0, V. Brown 4.0, Collons 4.0, Slade 4.0, M. Jones 3.0, Reynolds 2.5, Barnett 2.0, Lewis 1.5, White 1.5, A. Jones 1.0, Law 1.0, T. Roberts 1.0, Johnson 0.5. Patriots 37.0, Opponents 27.0

FIELD GOALS	1-19	20-29	30-39	40-49	50+
Bahr	1/2	12/12	3/7	5/7	2/5
Patriots	**1/2**	**12/12**	**3/7**	**5/7**	**2/5**
Opponents	**1/1**	**7/8**	**11/15**	**1/4**	**3/4**

Bahr: (21G,21G,28G), (29G) (34WR,43G), (27G), (51G) (29G,20G) (39G,42B,24G) (19S) (41G,29G) (19G,55G,47G) (41G) (29G,43G) (39G,43WL) (31WR,35WL,30WL,31G) (23G,22G) (54S,55S,50S).

OPPONENTS: () (22G,54B,19G) () (34G,54G,31G,32G, 33G) (37G,31G,51G) (27G) (23G,23G,47WL) (38WR, 27G,39WR,29G) () (29WL,36G) (36G) (51G,48G) (24G) (33WR) (43WL,32G,32G) (44WL,35WR,30G).

STARTERS:

OFFENSE: WR Vincent Brisby (16); LT Bruce Armstrong (16); LG William Roberts (11), Bob Kratch (5); C David Wohlabaugh (11), Jeff Dellenbach (5); RG B. Kratch (11), Todd Rucci (5); RT Max Lane (16); TE Ben Coates (15), John Burke (1); WR Will Moore (13), Kevin Lee (2), Hason Graham (1); QB Drew Bledsoe (15), Scott Zolak (1); RB Curtis Martin (15), Corey Croom (1); FB Sam Gash (12), Rubert Grant (1); 2nd TE J. Burke (3).

DEFENSE: LE Tim Roberts (12), Ferric Collons (3); NT Reggie White (7), Bruce Walker (5), Mike Jones (3); RE Troy Barnett (15), F. Collons (1); LOLB Willie McGinest (16); LILB Vincent Brown (16); RILB Ted Johnson (12), Marty Moore (2), Bobby Abrams (1); ROLB Chris Slade (16); LCB Ricky Reynolds (16); RCB Maurice Hurst (10), Ty Law (6); SS Terry Ray (12), Myron Guyton (4); FS M. Guyton (10), T. Ray (4), Corwin Brown (2); 5th DB Vernon Lewis (2); 6th DB T. Law (1).

1995 Coaching Staff: Maurice Carthon, Offensive Assistant, Romeo Crennel, Defensive Line, Al Groh, Defensive Coordinator/ Linebackers, Fred Hoaglin, Offensive Line, Chris Palmer, Wide Receivers, Johnny Parker, Strength/ Conditioning, Ray Perkins, Offensive Coordinator, Mike Pope, Tight Ends, Dante Scarnecchia, Defensive Asst./ LB's, Mike Sweatman, Special Teams, Bob Trott, Defensive Backs, Charlie Weis, Running Backs.

Pro Bowl (3): T Bruce Armstrong (4), TE Ben Coates (2), RB Curtis Martin (1).

PASSING	ATT	CMP	YARDS	CMP%	YDS/ATT	TD	TD%	INT	INT%	LG	SK/YDS	RATING
Bledsoe	636	323	3507	50.8	5.51	13	2.0	16	2.5	47t	23/170	63.7
Zolak	49	28	282	57.1	5.76	1	2.0	0	0.0	72	4/28	80.5
Meggett	1	0	0	0.0	0.00	0	0.0	0	0.0	0	0/0	39.6
Patriots	**686**	**351**	**3789**	**51.2**	**5.52**	**14**	**2.0**	**16**	**2.3**	**72**	**27/198**	**64.8**
Opponents	**549**	**342**	**4107**	**62.3**	**7.48**	**29**	**5.3**	**15**	**2.7**	**70t**	**37/221**	**91.4**

1996 FINAL STATISTICS (11-5)

HEAD COACH: BILL PARCELLS • AFC EAST DIVISION CHAMPIONS • HOME STADIUM: FOXBORO STADIUM

Date	W/L	Score		Opp.	Att.
9/01	L	10-24	at	Miami	71,542
9/08	L	10-17	at	Buffalo	78,104
9/15	W	31-0		Arizona	59,118
9/22	W	28-25		Jacksonville OT	59,446
9/29				BYE WEEK	
10/06	W	46-38	at	Baltimore	63,569
10/13	L	22-27		Washington	59,638
10/20	W	27-9	at	Indianapolis	58,725
10/27	W	28-25		Buffalo	58,858
11/03	W	42-23		Miami	58,942
11/10	W	31-27	at	N.Y. Jets	61,715
11/17	L	8-34		Denver	59,452
11/24	W	27-13		Indianapolis	58,226
12/01	W	45-7	at	San Diego	59,209
12/08	W	34-10		N.Y .Jets	54,621
12/15	L	6-12	at	Dallas	64,578
12/21	W	23-22	at	N.Y. Giants	65,387
AFC PLAYOFFS					
1/05	W	28-3		Pittsburgh	60,188
1/12	W	20-6		Jacksonville	60,190
SUPER BOWL XXXI (at New Orleans, La.)					
1/26	L	21-35		Green Bay	72,301

TEAM STATISTICS	PATS	OPP
TOTAL FIRST DOWNS	**339**	**305**
Rushing	103	102
Passing	206	178
Penalty	30	25
3rd Down: Made/Att	84/228	82/228
3rd Down Pct.	36.8	36.0
4th Down: Made/Att	19/34	12/22
4th Down Pct.	55.9	54.5
POSSESSION AVG.	**30:11**	**29:49**
TOTAL NET YARDS	**5369**	**5305**
Avg. Per Game	335.6	331.6
Total Plays	1085	1063
Avg. Per Play	4.9	5.0
NET YARDS RUSHING	**1468**	**1502**
Avg. Per Game	91.8	93.9
Total Rushes	427	434
NET YARDS PASSING	**3901**	**3803**
Avg. Per Game	243.8	237.7
Sacked/Yards Lost	30/190	33/252
Gross Yards	4091	4055
Att./Completions	628/374	596/322
Completion Pct.	59.6	54.0
Had Intercepted	15	23
PUNTS/AVERAGE	**64/43.2**	**82/42.5**
NET PUNTING AVG.	**64/35.8**	**82/33.6**
PENALTIES/YARDS	**97/716**	**139/1189**
FUMBLES/BALL LOST	**25/12**	**23/11**
TOUCHDOWNS	**48**	**34**
Rushing	15	14
Passing	27	17
Returns	6	3

SCORE BY PERIODS	1	2	3	4	OT	TOTAL
Patriots	**79**	**123**	**108**	**105**	**3**	**418**
Opponents	**59**	**105**	**75**	**74**	**-**	**313**

SCORING	TD	Ru	Pa	Rt	PAT	FG	S	TP
Vinatieri	0	0	0	0	39/42	27/35	0	120
Martin	17	14	3	0			0	104
Coates	9	0	9	0			0	56
Glenn	6	0	6	0			0	36
Jefferson	4	0	4	0			0	24
Byars LG	2	0	2	0			0	14
Byars TM	2	0	2	0			0	14
Gash	2	0	2	0			0	14
McGinest	2	0	0	2			0	12
Bartrum	1	0	1	0			0	6
C. Brown	1	0	0	1			0	6
Bruschi	1	0	0	1			0	6
Grier	1	1	0	0			0	6
Law	1	0	0	1			0	6
Meggett	1	0	0	1			0	6
Patriots	**48**	**15**	**27**	**6**	**39/42**	**27/35**	**1**	**418**
Opponents	**34**	**14**	**17**	**3**	**28/28**	**23/29**	**1**	**313**

2-Pt. Conversions: Byars, Coates, Gash, Martin, Team 4-6, Opponents 5-6.

RUSHING	NO	YDS	AVG	LG	TD
Martin	316	1152	3.6	57	14
Meggett	40	122	3.1	12	0
Grier	27	105	3.9	26	1
Glenn	5	42	8.4	26	0
Bledsoe	24	27	1.1	8	0
Gash	8	15	1.9	3	0
Jefferson	1	6	6.0	6	0
Byars LG	2	2	1.0	3	0
Byars TM	2	2	1.0	3	0
Zolak	4	-3	-.7	0	0
Patriots	**427**	**1468**	**3.4**	**57**	**15**
Opponents	**434**	**1502**	**3.5**	**36**	**14**

RECEIVING	NO	YDS	AVG	LG	TD
Glenn	90	1132	12.6	37t	6
Coates	62	682	11.0	84t	9
Jefferson	50	771	15.4	42	4
Martin	46	333	7.2	41	3
Meggett	33	292	8.8	26	0
Gash	33	276	8.4	28	2
Byars LG	32	289	9.0	27	2
Byars TM	27	249	9.2	27	2
T. Brown	21	222	10.6	38	0
Graham	5	64	12.8	23	0
W. Moore	3	37	12.3	16	0
Burke	1	19	19.0	19	0
Grier	1	8	8.0	8	0
Jells	1	5	5.0	5	0
Bartrum	1	1	1.0	1t	1
Patriots	**374**	**4091**	**10.9**	**84t**	**27**
Opponents	**322**	**4055**	**12.6**	**63t**	**17**

INTERCEPTIONS	NO	YDS	AVG	LG	TD
Clay	4	50	12.5	35	0
Law	3	45	15.0	38t	1
Smith LG	2	20	10.0	11	0
Smith TM	2	20	10.0	11	0
Hitchcock	2	14	7.0	14	0
Milloy	2	14	7.0	14	0
Henderson	2	7	3.5	7	0
Reynolds	2	7	3.5	7	0
McGinest	1	46	46.0	46t	1
Ray	1	43	43.0	43	0
Collins	1	7	7.0	7	0
Slade	1	2	2.0	2	0
Johnson	1	0	0.0	0	0
Sabb	1	0	0.0	0	0
Patriots	**23**	**255**	**11.1**	**46t**	**2**
Opponents	**15**	**191**	**12.7**	**60**	**1**

PUNTING	NO	YDS	AVG	NET	TB	IN20	LG	BLK
Tupa	63	2739	43.5	36.0	7	14	62	0
Vinatieri	1	27	27.0	27.0	0	1	27	0
Patriots	**64**	**2766**	**43.2**	**35.8**	**7**	**15**	**62**	**0**
Opponents	**82**	**3483**	**42.5**	**33.6**	**7**	**18**	**58**	**1**

PUNT RETURNS	NO	FC	YDS	AVG	LG	TD
Meggett	52	9	588	11.3	60t	1
Patriots	52	9	588	11.3	60t	1
Opponents	**34**	**8**	**334**	**9.8**	**36**	**0**

KICK RETURNS	NO	YDS	AVG	LG	TD
Meggett	34	781	23.0	54	0
T. Brown	29	634	21.9	51	0
Gisler	1	9	9.0	9	0
Patriots	**64**	**1424**	**22.3**	**54**	**0**
Opponents	**81**	**1683**	**20.8**	**70**	**0**

SACKS: McGinest 9.5, Slade 7.0, Bruschi 4.0, Sagapolutele 3.0, Jones 2.0, Eaton 1.0, Milloy 1.0, Ray 1.0, Smith 1.0, Wheeler 1.0, Wyman 1.0, Collons 0.5, McGruder 0.5, Sabb 0.5. Patriots 33.0, Opponents 30.0.

FIELD GOALS	1-19	20-29	30-39	40-49	50+
Vinatieri	1/1	9/10	8/8	8/14	1/2
Patriots	**1/1**	**9/10**	**8/8**	**8/14**	**1/2**
Opponents	**0/0**	**10/10**	**10/11**	**2/6**	**1/2**

Vinatieri: (25G) (42G,45N,25N,47B) (47N,31G) (23G,30G,29G,44N,41G,40G) (22G,35G,50G) (24G,35G,29G,43N) (44G,36G) (40G,32G,54N) ( ) (30G) (40N) (26G,22G) (47G) (19G,41G) (21G,30G) (40G).

OPPONENTS: (34G) (33G,37N) ( ) (42N,27G) ( ) (21G,48N,24G) (21G,35G,38G) (33G) (45N,39G) (48N,26G,32G) (52N,28G,47G) (42G,50G) ( ) (27G) (23G,36G,35G,29G) (30G,27G).

STARTERS:

OFFENSE: WR Shawn Jefferson (15), Dietrich Jells (1); LT Bruce Armstrong (16); LG William Roberts (16); C Dave Wohlabaugh (16); RG Todd Rucci (12), Bob Kratch (4); RT Max Lane (16); TE Ben Coates (15), John Burke (1); WR Terry Glenn (15), Will Moore (1); QB Drew Bledsoe (16); RB Curtis Martin (15), David Meggett (1); FB Sam Gash (9), Keith Byars (1); 3rd TE K. Byars (4), J. Burke (1).

DEFENSE: LE Mike Jones (7), Ferric Collons (4), Willie McGinest (3), Chris Slade (2); LDT Mark Wheeler (14), M. Jones (2); RDT Pio Sagapolutele (10), Devin Wyman (4), F. Collons (1), M. Wheeler (1); RE W. McGinest (13), Mike Jones (3); LLB Todd Collins (5), Monty Brown (4), C. Slade (4), Dwayne Sabb (2); MLB Ted Johnson (15); RLB D. Sabb (5), T. Collins (4), M. Brown (3), C. Slade (3); LCB Ty Law (12), Ricky Reynolds (4); RCB Jimmy Hitchcock (5), R. Reynolds (5), Otis Smith (5), Willie Clay (1); SS Terry Ray (7), Lawyer Milloy (8); FS W. Clay (15), L. Milloy (1).

1996 Coaching Staff: Bill Belichick, Assistant Head Coach/Secondary, Maurice Carthon, Running Backs, Romeo Crennel, Defensive Line, Al Groh, Defensive Coordinator/ Linebackers, Fred Hoaglin, Offensive Line, Chris Palmer, Quarterbacks, Johnny Parker, Strength/ Conditioning, Ray Perkins, Offensive Coordinator, Mike Pope, Tight Ends, Dante Scarnecchia, Defensive Asst./ LB's, Mike Sweatman, Special Teams, Charlie Weis, Running Backs.

Pro Bowl (6): T Bruce Armstrong (5), QB Drew Bledsoe (2), TE Ben Coates (3), RB Curtis Martin (2), RE Willie McGinest (1), KR David Meggett (1).

PASSING	ATT	CMP	YARDS	CMP%	YDS/ATT	TD	TD%	INT	INT%	LG	SK/YDS	RATING
Bledsoe	623	373	4086	59.9	6.56	27	4.3	15	2.4	84t	30/190	83.7
Tupa	2	0	0	0.0	0.00	0	0.0	0	0.0	0	0/0	39.6
Grier	1	0	0	0.0	0.00	0	0.0	0	0.0	0	0/0	39.6
Meggett	1	0	0	0.0	0.00	0	0.0	0	0.0	0	0/0	39.6
Zolak	1	1	5	100.0	5.00	0	0.0	0	0.0	5	0/0	87.5
Patriots	**628**	**374**	**4091**	**59.6**	**6.51**	**27**	**4.3**	**15**	**2.4**	**84t**	**30/190**	**83.2**
Opponents	**596**	**322**	**4055**	**54.0**	**6.80**	**17**	**2.9**	**23**	**3.9**	**63t**	**33/252**	**68.9**

1997 FINAL STATISTICS (10-6)

HEAD COACH: PETE CARROLL • AFC EAST DIVISION CHAMPIONS • HOME STADIUM: FOXBORO STADIUM

Date	W/L	Score		Opp.	Att.
8/31	W	41-7		San Diego	60,190
9/07	W	31-6	at	Indianapolis	53,632
9/14	W	27-24		N.Y. Jets OT	60,072
9/21	W	31-3		Chicago	59,873
9/28				BYE WEEK	
10/06	L	13-34	at	Denver	75,821
10/12	W	33-6		Buffalo	59,802
10/19	L	19-24	at	N.Y. Jets	71,061
10/27	L	10-28		Green Bay	59,972
11/02	L	18-23	at	Minnesota	62,917
11/09	W	31-10	at	Buffalo	65,783
11/16	L	7-27	at	Tampa Bay	70,479
11/23	W	27-24		Miami	59,002
11/30	W	20-17		Indianapolis	58,507
12/07	W	26-20	at	Jacksonville	73,446
12/13	L	21-24		Pittsburgh OT	60,013
12/22	W	14-12	at	Miami	74,379
AFC PLAYOFFS					
12/28	W	17-3		Miami	60,041
1/03	L	6-7	at	Pittsburgh	61,228

TEAM STATISTICS	PATS	OPP
TOTAL FIRST DOWNS	**267**	**322**
Rushing	71	114
Passing	173	183
Penalty	23	25
3rd Down: Made/Att	88/218	90/233
3rd Down Pct.	40.4	38.6
4th Down: Made/Att	3/13	16/30
4th Down Pct.	23.1	53.3
POSSESSION AVG.	**28:08**	**31:52**
TOTAL NET YARDS	**5014**	**5085**
Avg. Per Game	313.4	317.8
Total Plays	960	1100
Avg. Per Play	5.2	4.6
NET YARDS RUSHING	**1464**	**1616**
Avg. Per Game	91.5	101.0
Total Rushes	398	436
NET YARDS PASSING	**3550**	**3469**
Avg. Per Game	221.9	216.8
Sacked/Yards Lost	30/258	45/303
Gross Yards	3808	3772
Att./Completions	532/321	619/368
Completion Pct.	60.3	59.5
Had Intercepted	15	19
PUNTS/AVERAGE	**79/45.2**	**74/44.4**
NET PUNTING AVG.	**79/36.1**	**74/36.5**
PENALTIES/YARDS	**99/845**	**106/763**
FUMBLES/BALL LOST	**17/7**	**29/13**
TOUCHDOWNS	**42**	**33**
Rushing	6	16
Passing	31	14
Returns	5	3

SCORE BY PERIODS	1	2	3	4	OT	TOTAL
Patriots	**82**	**126**	**61**	**97**	**3**	**369**
Opponents	**60**	**39**	**89**	**98**	**3**	**289**

SCORING	TD	Ru	Pa	Rt	PAT	FG	S	TP
Vinatieri	0	0	0	0	40/40	25/29	0	115
Coates	8	0	8	0			0	48
Brown	6	0	6	0			0	36
Martin	5	4	1	0			0	30
Byars	3	0	3	0			0	18
Gash	3	0	3	0			0	18
Purnell	3	0	3	0			0	18
Brisby	2	0	2	0			0	12
Glenn	2	0	2	0			0	12
Jefferson	2	0	2	0			0	12
Meggett	2	0	2	0			0	12
Clay	1	0	0	1			0	6
Cullors	1	0	0	1			0	6
Grier	1	1	0	0			0	6
Hitchcock	1	0	0	1			0	6
Slade	1	0	0	1			0	6
Whigham	1	0	0	1			0	6
Patriots	**42**	**6**	**31**	**5**	**40/40**	**25/29**	**1**	**369**
Opponents	**33**	**16**	**14**	**3**	**29/29**	**20/29**	**0**	**289**

2-Pt. Conversions: Team 0-2, Opponents 1-4.

RUSHING	NO	YDS	AVG	LG	TD
Martin	274	1160	4.2	70t	4
Cullors	22	101	4.6	24	0
Grier	33	75	2.3	12	1
Meggett	20	60	3.0	10	1
Bledsoe	28	55	2.0	8	0
Byars	11	24	2.2	5	0
Gash	6	10	1.7	4	0
Zolak	3	-3	-1.0	-1	0
Brown	1	-18	-18.0	-18	0
Patriots	**398**	**1464**	**3.7**	**70t**	**6**
Opponents	**436**	**1616**	**3.7**	**34**	**16**

RECEIVING	NO	YDS	AVG	LG	TD
Coates	66	737	11.2	35	8
Jefferson	54	841	15.6	76	2
Brown	41	607	14.8	67	6
Martin	41	296	7.2	22	1
Glenn	27	431	16.0	50	2
Brisby	23	276	12.0	31	2
Gash	22	154	7.0	19	3
Byars	20	189	9.5	51	3
Meggett	19	203	10.7	49t	1
Purnell	5	57	11.4	20t	3
Cullors	2	8	4.0	6	0
Jells	1	9	9.0	9	0
Patriots	**321**	**3808**	**11.9**	**76**	**31**
Opponents	**368**	**3772**	**10.3**	**51**	**14**

INTERCEPTIONS	NO	YDS	AVG	LG	TD
Clay	6	109	18.2	53t	1
Law	3	70	23.3	40	0
Milloy	3	15	5.0	15	0
Hitchcock	2	104	52.0	100t	1
Whigham	2	60	30.0	60t	1
Moore	2	7	3.5	7	0
Slade	1	1	1.0	1t	1
Patriots	**19**	**366**	**19.3**	**100t**	**4**
Opponents	**15**	**213**	**14.2**	**45**	**2**

PUNTING	NO	YDS	AVG	NET	TB	IN20	LG	BLK
Tupa	78	3569	45.8	36.1	14	24	73	1
Patriots	**78**	**3569**	**45.8**	**36.1**	**14**	**24**	**73**	**1**
Opponents	**74**	**3288**	**44.4**	**36.5**	**6**	**17**	**66**	**0**

PUNT RETURNS	NO	FC	YDS	AVG	LG	TD
Meggett	45	8	467	10.4	47	0
Patriots	**45**	**8**	**467**	**10.4**	**47**	**0**
Opponents	**38**	**11**	**437**	**11.5**	**26**	**0**

KICK RETURNS	NO	YDS	AVG	LG	TD
Meggett	33	816	24.7	61	0
Cullors	15	386	25.7	86t	1
Canty	4	115	28.8	63	0
Coates	1	20	20.0	20	0
Patriots	**53**	**1337**	**26.2**	**86t**	**1**
Opponents	**75**	**1651**	**22.0**	**92t**	**1**

SACKS: Slade 9.0, Thomas 7.0, Bruschi 4.0, Johnson 4.0, Jones 4.0, Wheeler 4.0, Canty 2.0, McGinest 2.0, Whigham 2.0, Collins 1.5, Eaton 1.0, Israel 1.0, McGruder 1.0, Law 0.5; Patriots 45.0, Opponents 30.0.

FIELD GOALS	1-19	20-29	30-39	40-49	50+
Vinatieri	0/0	11/11	7/9	6/8	1/1
Team	**0/0**	**11/11**	**7/9**	**6/8**	**1/1**
Opponents	**0/0**	**7/8**	**7/10**	**5/8**	**1/3**

Vinatieri: (21G,26G) (21G) (33G,34G) (27G) (26G,49G) (20G,23G,41G,52G) (24G) (38G) (22G,25G) (42G,42N, 45N) () (36G,27G,30N) (32G,48G) (44G,41G, 33G,39G,32N) () ().

OPPONENTS: () (45G,38G) (27G,29B) (38G) (21G,48N,33G) (34N) (35N,35G,68N,36N) () (24G,23G,41G) (23G) (44G,44G) (25G) (24G,42N) (44N) (36G,34G,31G) (50G,41G,51N).

STARTERS:
OFFENSE: WR Shawn Jefferson (14); LT Bruce Armstrong (16); LG Max Lane (15), Heath Irwin (1); C Dave Wohlbaugh (14), Mike Gisler (2); RG Todd Rucci (16); RT Zefross Moss (15), M. Lane (1); TE Ben Coates (16); QB Drew Bledsoe (16); RB Curtis Martin (13), David Meggett (2), Derrick Cullors (1); FB Keith Byars (8), Sam Gash (5); 3rd WR Vincent Brisby (3); 2nd TE Lovett Purnell (2).

DEFENSE: LE Chris Sullivan (7), Ferric Collons (5), Mike Jones (4); LDT Mark Wheeler (14), Chad Eaton (1), M. Jones (1); RDT Henry Thomas (16); RE Willie McGinest (11), C. Sullivan (3), M. Jones (2); LLB Chris Slade (16); MLB Ted Johnson (16); RLB Todd Collins (15), Tedy Bruschi (1); LCB Ty Law (16); RCB Jimmy Hitchcock (15), Chris Canty (1); SS Lawyer Milloy (16); FS Willie Clay (16).

1997 Coaching Staff: Paul Boudreau, Offensive Line, Jeff Davidson, Tight Ends, Ray Hamilton, Defensive Line, Larry Kennan, Offensive Coordinator, Ron Lynn, Defensive Backs, Johnny Parker, Strength/ Conditioning, Andre Patterson, Defensive Assistant, Bo Pelini, Linebackers, Dante Scarnecchia, Special Teams, Steve Sidwell, Defensive Coordinator, Carl Smith, Asst. Head Coach/Quarterbacks, Steve Walters, Wide Receivers, Kirby Wilson, Running Backs.

Pro Bowl (5): T Bruce Armstrong (6), QB Drew Bledsoe (3), TE Ben Coates (4), LB Chris Slade (1), SpT Larry Whigham (1).

PASSING	ATT	CMP	YARDS	CMP%	YDS/ATT	TD	TD%	INT	INT%	LG	SK/YDS	RATING
Bledsoe	522	314	3706	60.2	7.10	28	5.4	15	2.9	76	30/258	87.7
Zolak	9	6	67	66.7	7.44	2	22.2	0	0.0	20t	0/0	128.2
Meggett	1	1	35	100.0	35.0	1	100.0	0	0.0	35t	0/0	158.3
Patriots	**532**	**321**	**3808**	**60.3**	**7.16**	**31**	**5.8**	**15**	**2.8**	**76**	**30/258**	**89.9**
Opponents	**619**	**368**	**3772**	**59.5**	**6.09**	**14**	**2.3**	**19**	**3.1**	**51**	**45/303**	**71.8**

1998 FINAL STATISTICS (9-7)

HEAD COACH: PETE CARROLL • FOURTH IN AFC EAST (WILD CARD PLAYOFF QUALIFIER) • HOME STADIUM: FOXBORO STADIUM

Date	W/L	Score		Opp.	Att.
9/07	L	21-27	at	Denver	74,745
9/13	W	29-6		Indianapolis	60,068
9/20	W	27-16		Tennessee	59,973
9/27				BYE WEEK	
10/04	W	30-27	at	New Orleans	56,172
10/11	W	40-10		Kansas City	59,749
10/19	L	14-24		N.Y. Jets	60,062
10/25	L	9-12	at	Miami OT	73,973
11/01	W	21-16	at	Indianapolis	58,056
11/08	L	10-41		Atlanta	59,790
11/15	L	10-13	at	Buffalo	72,020
11/23	W	26-23		Miami	58,729
11/29	W	25-21		Buffalo	58,304
12/06	W	23-9	at	Pittsburgh	58,632
12/13	L	18-32	at	St. Louis	48,946
12/20	W	24-21		San Francisco	59,153
12/27	L	10-31	at	N.Y. Jets	74,302
AFC PLAYOFFS					
1/03	L	10-25	at	Jacksonville	72,559

TEAM STATISTICS	*PATS*	*OPP*
TOTAL FIRST DOWNS	**281**	**305**
Rushing	68	76
Passing	184	208
Penalty	29	21
3rd Down: Made/Att	90/237	98/230
3rd Down Pct.	38.0	42.6
4th Down: Made/Att	10/21	4/14
4th Down Pct.	47.6	28.6
POSSESSION AVG.	**28:34**	**31:26**
TOTAL NET YARDS	**5140**	**5182**
Avg. Per Game	321.3	323.9
Total Plays	999	1053
Avg. Per Play	5.1	4.9
NET YARDS RUSHING	**1480**	**1547**
Avg. Per Game	92.5	96.7
Total Rushes	403	447
NET YARDS PASSING	**3660**	**3635**
Avg. Per Game	228.8	227.2
Sacked/Yards Lost	40/344	36/222
Gross Yards	4004	3857
Att./Completions	556/295	570/336
Completion Pct.	53.1	58.9
Had Intercepted	17	24
PUNTS/AVERAGE	**74/44.5**	**73/42.5**
NET PUNTING AVG.	**74/35.4**	**73/34.9**
PENALTIES/YARDS	**108/853**	**104/787**
FUMBLES/BALL LOST	**20/7**	**16/7**
TOUCHDOWNS	**35**	**36**
Rushing	9	8
Passing	23	26
Returns	3	2

SCORE BY PERIODS	*1*	*2*	*3*	*4*	*OT*	*TOTAL*
Patriots	**60**	**116**	**62**	**99**	**0**	**337**
Opponents	**64**	**111**	**67**	**84**	**3**	**329**

SCORING	*TD*	*Ru*	*Pa*	*Rt*	*PAT*	*FG*	*S*	*TP*
Vinatieri	0	0	0	0	32/32	31/39	0	127
Edwards	12	9	3	0			0	72
Coates	6	0	6	0			0	36
Glenn	3	0	3	0			0	18
Simmons	3	0	3	0			0	18
Brisby	2	0	2	0			0	12
Jefferson	2	0	2	0			0	12
Purnell	2	0	2	0			0	12
Brown	1	0	1	0			0	6
Cullors	1	0	1	0			0	6
Law	1	0	0	1			0	6
Milloy	1	0	0	1			0	6
Thomas	1	0	0	1			0	6
Patriots	**35**	**9**	**23**	**3**	**32/32**	**31/39**	**0**	**337**
Opponents	**36**	**8**	**26**	**2**	**30/30**	**27/32**	**0**	**329**

2-Pt. Conversions: Patriots 1-3, Opponents 1-6.

RUSHING	*NO*	*YDS*	*AVG*	*LG*	*TD*
Edwards	291	1115	3.8	53	9
Shaw	48	236	4.9	71	0
Cullors	18	48	2.7	15	0
Bledsoe	28	44	1.6	10	0
Floyd	6	22	3.7	10	0
Jefferson	1	15	15.0	15	0
Carter	2	3	1.5	3	0
Zolak	5	0	0.0	4	0
Glenn	2	-1	-0.5	7	0
Tupa	2	-2	-1.0	-1	0
Patriots	**403**	**1480**	**3.7**	**71**	**9**
Opponents	**447**	**1547**	**3.5**	**34t**	**8**

RECEIVING	*NO*	*YDS*	*AVG*	*LG*	*TD*
Coates	67	668	10.0	33	6
Glenn	50	792	15.8	86t	3
Edwards	35	331	9.5	46	3
Jefferson	34	771	22.7	61t	2
Simmons	23	474	20.6	63t	3
Brown	23	346	15.0	52	1
Carter	18	166	9.2	49	0
Cullors	14	146	10.4	43	1
Purnell	12	92	7.7	22	2
Brisby	7	96	13.7	27	2
Shaw	6	30	5.0	11	0
Ellard	5	86	17.2	19	0
Floyd	1	6	6.0	6	0
Patriots	**295**	**4004**	**13.6**	**86t**	**23**
Opponents	**336**	**3857**	**11.5**	**84t**	**26**

INTERCEPTIONS	*NO*	*YDS*	*AVG*	*LG*	*TD*
Law	9	133	14.8	59t	1
Milloy	6	54	9.0	30t	1
Clay	3	19	6.3	19	0
Israel	3	13	4.3	12	0
Thomas	1	24	24.0	24t	1
Canty	1	12	12.0	12	0
Whigham	1	0	0.0	0	0
Patriots	**24**	**255**	**10.6**	**59t**	**3**
Opponents	**17**	**197**	**11.6**	**36**	**0**

PUNTING	*NO*	*YDS*	*AVG*	*NET*	*TB*	*IN20*	*LG*	*BLK*
Tupa	74	3294	44.5	35.4	9	13	64	0
Patriots	**74**	**3294**	**44.5**	**35.4**	**9**	**13**	**64**	**0**
Opponents	**73**	**3100**	**42.5**	**34.9**	**8**	**20**	**58**	**0**

PUNT RETURNS	*NO*	*FC*	*YDS*	*AVG*	*LG*	*TD*
Brown	17	8	225	13.2	39	0
Canty	16	7	170	10.6	36	0
Clay	0	2	0	-	-	**0**
Patriots	**33**	**17**	**395**	**12.0**	**39**	**0**
Opponents	**43**	**8**	**493**	**11.5**	**76**	**0**

KICK RETURNS	*NO*	*YDS*	*AVG*	*LG*	*TD*
Cullors	45	1085	24.1	68	0
Canty	11	198	18.0	29	0
Sullivan	2	14	7.0	9	0
Bruschi	1	4	4.0	4	0
Eaton	1	13	13.0	13	0
Shaw	1	16	16.0	16	0
Whigham	1	0	0.0	0	0
Patriots	**62**	**1330**	**21.5**	**68**	**0**
Opponents	**71**	**1335**	**18.8**	**37**	**0**

SACKS: Thomas 6.5, Eaton 6.0, Slade 4.0, McGinest 3.5, Spires 3.0, Bruschi 2.0, Israel 2.0, Johnson 2.0, Mitchell 2.0, Sullivan 2.0, Canty 1.0, C. Carter 1.0, Milloy 1.0; Patriots 36.0, Opponents 40.0.

FIELD GOALS	*1-19*	*20-29*	*30-39*	*40-49*	*50+*
Vinatieri	3/3	8/8	9/14	9/12	2/2
Patriots	**3/3**	**8/8**	**9/14**	**9/12**	**2/2**
Opponents	**0/0**	**9/9**	**8/11**	**8/10**	**2/2**

Vinatieri: (39N,37B) (19G,23G,52G,42N) (43G,41G) (34G,49G,27G) (32G,38G,27G,20G) () (45N,41G,30G,36G) () (40G) (39N,38G,39N) (25G,44G,45G,24G) (44G,47N) (21G,29G,35G) (37G,41G,55G,17G) (32N,35G) (19G).

OPPONENTS: (53G,42G) () (34G,26G,45G) (21G,37G) (33G) (38B,23G) (48G,38G,25G,43G) (50G) (47B,40G,32G) (31G,20G,40N) (21G) (35N,34G,26G,22G) (49G,26G,43G) (48G) (31B) (36G).

STARTERS:

OFFENSE: WR Shawn Jefferson (16); LT Bruce Armstrong (16); LG Max Lane (9), Damon Denson (4), Heath Irwin (3); C Dave Wohlabaugh (16); RG Todd Rucci (16); RT Zefross Moss (14), M. Lane (2); TE Ben Coates (14), Lovett Purnell (2); WR Terry Glenn (9), Tony Simmons (6), Vincent Brisby (1); QB Drew Bledsoe (14), Scott Zolak (2); RB Robert Edwards (15), Harold Shaw (1); FB Tony Carter (7), Chris Floyd (2); 3rd TE Rod Rutledge (4), L. Purnell (3).

DEFENSE: DE Ferric Collons (13), Chris Sullivan (3); NT Chad Eaton (14), Mark Wheeler (1), Henry Thomas (1); DT H. Thomas (14), C. Sullivan (1), M. Wheeler (1); Elephant Willie McGinest (8), C. Sullivan (6), Brandon Mitchell (1), Greg Spires (1); SLB Chris Slade (15), Vernon Crawford (1); MLB Ted Johnson (13), Marty Moore (2), Todd Collins (1); WLB T. Collins (9), Tedy Bruschi (7); LCB Ty Law (16); RCB Chris Canty (9), Steve Israel (7); SS Lawyer Milloy (16); FS Willie Clay (16).

1998 Coaching Staff: Paul Boudreau, Offensive Line, Jeff Davidson, Asst. Offensive Line, Ray Hamilton, Defensive Line, Ron Lynn, Defensive Backs, Johnny Parker, Strength/ Conditioning, Bo Pelini, Linebackers, Jack Reilly, Quarterbacks, Dante Scarnecchia, Special Teams, Steve Sidwell, Defensive Coordinator, Carl Smith, Tight Ends, DeWayne Walker, Defensive Assistant - Secondary, Steve Walters, Wide Receivers, Kirby Wilson, Running Backs, Ernie Zampese, Offensive Coordinator.

Pro Bowl (3): TE Ben Coates (5), CB Ty Law (1), SS Lawyer Milloy (1).

PASSING	*ATT*	*CMP*	*YARDS*	*CMP%*	*YDS/ATT*	*TD*	*TD%*	*INT*	*INT%*	*LG*	*SK/YDS*	*RATING*
Bledsoe	481	263	3633	54.7	7.55	20	4.2	14	2.9	86t	36/295	80.9
Zolak	75	32	371	42.7	4.95	3	4.0	3	4.0	61t	4/49	54.9
Patriots	**556**	**295**	**4004**	**53.1**	**7.20**	**23**	**4.1**	**17**	**3.1**	**86t**	**40/344**	**77.4**
Opponents	**570**	**336**	**3857**	**58.9**	**6.77**	**26**	**4.6**	**24**	**4.2**	**84t**	**36/222**	**77.1**

1999 FINAL STATISTICS (8-8)

HEAD COACH: PETE CARROLL • TIED FOURTH IN AFC EAST • HOME STADIUM: FOXBORO STADIUM

Date	W/L	Score		Opp.	Att.
9/12	W	30-28	at	N.Y. Jets	78,227
9/19	W	31-28		Indianapolis	59,640
9/26	W	16-14		N.Y. Giants	59,169
10/03	W	19- 7	at	Cleveland	72,368
10/10	L	14-16	at	Kansas City	78,636
10/17	L	30-31		Miami	60,006
10/24	W	24-23		Denver	60,011
10/31	W	27- 3	at	Arizona	55,830
11/07				BYE WEEK	
11/15	L	17-24		N.Y. Jets	59,077
11/21	L	17-27	at	Miami	74,295
11/28	L	7-17	at	Buffalo	72,111
12/05	W	13- 6		Dallas	58,444
12/12	L	15-20	at	Indianapolis	56,975
12/19	L	9-24	at	Philadelphia	65,475
12/26	L	10-13		Buffalo OT	55,014
1/02	W	20- 3		Baltimore	50,263

TEAM STATISTICS	PATS	OPP
TOTAL FIRST DOWNS	**280**	**281**
Rushing	72	106
Passing	184	154
Penalty	24	21
3rd Down: Made/Att	79/223	81/231
3rd Down Pct.	35.4	35.1
4th Down: Made/Att	4/13	5/18
4th Down Pct.	30.8	27.8
POSSESSION AVG.	**28:49**	**31:11**
TOTAL NET YARDS	**5062**	**4808**
Avg. Per Game	316.4	300.5
Total Plays	1021	1048
Avg. Per Play	5.0	4.6
NET YARDS RUSHING	**1426**	**1795**
Avg. Per Game	89.1	112.2
Total Rushes	425	486
NET YARDS PASSING	**3636**	**3013**
Avg. Per Game	227.3	188.3
Sacked/Yards Lost	56/349	42/268
Gross Yards	3985	3281
Att./Completions	540/305	520/293
Completion Pct.	56.5	56.3
Had Intercepted	21	16
PUNTS/AVERAGE	**90/41.5**	**95/41.2**
NET PUNTING AVG.	**90/34.6**	**95/33.7**
PENALTIES/YARDS	**95/812**	**102/775**
FUMBLES/BALL LOST	**27/12**	**29/15**
TOUCHDOWNS	**32**	**30**
Rushing	9	6
Passing	19	23
Returns	4	1

SCORE BY PERIODS	1	2	3	4	OT	TOTAL
Patriots	**61**	**84**	**67**	**87**	**0**	**299**
Opponents	**70**	**101**	**56**	**54**	**3**	**284**

SCORING	TD	Ru	Pa	Rt	PAT	FG	S	TP
Vinatieri	0	0	0	0	29/30	26/33	0	107
Allen	9	8	1	0			0	54
Jefferson	6	0	6	0			0	36
Glenn	4	0	4	0			0	24
Coates	2	0	2	0			0	12
Faulk	2	1	1	0			0	12
Simmons	2	0	2	0			0	12
Bartrum	1	0	1	0			0	6
Brown	1	0	1	0			0	6
Eaton	1	0	0	1			0	6
Katzenmoyer	1	0	0	1			0	6
Law	1	0	0	1			0	6
McGinest	1	0	0	1			0	6
Warren	1	0	1	0			0	6
Patriots	**32**	**9**	**19**	**4**	**29/30**	**26/33**	**0**	**299**
Opponents	**30**	**6**	**23**	**1**	**27/27**	**25/30**	**1**	**284**

2-Pt. Conversions: Team 0-2, Opponents 0-3.

RUSHING	NO	YDS	AVG	LG	TD
Allen	254	896	3.5	39	8
Faulk	67	227	3.4	43	1
Warren	35	120	3.4	18	0
Bledsoe	42	101	2.4	25	0
T. Carter	6	26	4.3	9	0
Shaw	9	23	2.6	12	0
L. Johnson	2	13	6.5	13	0
Floyd	6	12	2.0	6	0
Ellison	2	10	5.0	8	0
C. Carter	0	0	---	---	0
Friesz	2	-2	-1.0	-1	0
Patriots	**425**	**1426**	**3.4**	**43**	**9**
Opponents	**486**	**1795**	**3.7**	**60**	**6**

RECEIVING	NO	YDS	AVG	LG	TD
Glenn	69	1147	16.6	67	4
Jefferson	40	698	17.5	68t	6
Brown	36	471	13.1	37	1
Coates	32	370	11.6	27	2
Warren	29	262	9.0	21	1
T. Carter	20	108	5.4	20	0
Simmons	19	276	14.5	58t	2
Brisby	18	266	14.8	40	0
Allen	14	125	8.9	38	1
Faulk	12	98	8.2	19	1
Rutledge	7	66	9.4	13	0
Ellison	4	50	12.5	23	0
Shaw	2	31	15.5	29	0
Floyd	2	16	8.0	11	0
Bartrum	1	1	1.0	1t	1
Patriots	**305**	**3985**	**13.1**	**68t**	**19**
Opponents	**293**	**3281**	**11.2**	**69t**	**23**

INTERCEPTIONS	NO	YDS	AVG	LG	TD
Milloy	4	17	4.3	17	0
Serwanga	3	2	0.7	2	0
C. Carter	3	13	4.3	8	0
Law	2	20	10.0	27t	1
Katzenmoyer	1	57	57.0	57t	1
Bruschi	1	1	1.0	1	0
Israel	1	0	0.0	0	0
Slade	1	0	0.0	0	0
Patriots	**16**	**110**	**6.9**	**57t**	**2**
Opponents	**21**	**299**	**14.2**	**84**	**1**

PUNTING	NO	YDS	AVG	NET	TB	IN20	LG	BLK
L. Johnson	90	3735	41.5	34.6	14	23	58	0
Patriots	**90**	**3735**	**41.5**	**34.6**	**14**	**23**	**58**	**0**
Opponents	**95**	**3914**	**41.2**	**33.7**	**11**	**20**	**65**	**1**

PUNT RETURNS	NO	FC	YDS	AVG	LG	TD
Brown	38	13	405	10.7	52	0
Faulk	10	4	90	9.0	20	0
Patriots	**48**	**17**	**495**	**10.3**	**52**	**0**
Opponents	**36**	**20**	**345**	**9.6**	**45**	**0**

KICK RETURNS	NO	YDS	AVG	LG	TD
Faulk	39	943	24.2	95	0
Brown	8	271	33.9	54	0
Simmons	6	132	22.0	29	0
Jones	5	113	22.6	28	0
Warren	2	25	12.5	16	0
Ellison	1	13	13.0	13	0
Sullivan	1	1	1.0	1	0
Patriots	**62**	**1498**	**24.2**	**95**	**0**
Opponents	**64**	**1441**	**22.5**	**58**	**0**

SACKS: McGinest 9.0, Slade 4.5, Katzenmoyer 3.5, Eaton 3.0, Mitchell 3.0, Thomas 3.0, Whigham 3.0, Bruschi 2.0, Collons 2.0, T. Johnson 2.0, Milloy 2.0, C. Carter 1.0, Israel 1.0, Serwanga 1.0, Sullivan 1.0, Law 0.5, Spires 0.5, Team 42.0, Opponents 56.0

FIELD GOALS	1-19	20-29	30-39	40-49	50+
Vinatieri	1/1	14/14	5/7	5/9	1/2
Patriots	**1/1**	**14/14**	**5/7**	**5/9**	**1/2**
Opponents	**2/ 2**	**11/11**	**5/6**	**6/8**	**1/3**

Vinatieri: (33G,21G,23G) (26G) (38G,19G,41G) (22G,21G,42N) (48N,32N) (41G,39G,34G) (28G) () (22G) (27G) () (41G,23G) (28G,28G,26G) (23G,43G,56N,46G) (44N,38G,33N,44N) (25G,51G)

OPPONENTS: () () (41N) (38N) (22G,41G,23G) (20G,33G,45G,45G,41G,53G) (40G,28G,30G,59N) (24G) (26G) (19G,23G) (28G) (20G,43N,34G) (28G,31G) (43G,51N) (39G,23G) (19G).

STARTERS:

OFFENSE: WR Shawn Jefferson (16); LT Bruce Armstrong (16); LG Heath Irwin (13), Max Lane (3); C Damien Woody (16); RG Todd Rucci (14); M. Lane (2); RT Zefross Moss (13), M. Lane (2), Ed Ellis (1); TE Ben Coates (15), Rod Rutledge (1); WR Terry Glenn (13), Vincent Brisby (1), Troy Brown (1) Tony Simmons (1), QB Drew Bledsoe (16); RB Terry Allen (13), Kevin Faulk (2), Lamont Warren (1); FB Tony Carter (14); 3rd TE R. Rutledge (1); 2nd RB L. Warren (1).

DEFENSE: DE Brandon Mitchell (16); NT Chad Eaton (16); DT Henry Thomas (16); Elephant Willie McGinest (16); SLB Chris Slade (16); MLB Andy Katzenmoyer (11), Ted Johnson (5); WLB Tedy Bruschi (14), Marty Moore (2); LCB Ty Law (13), Kato Serwanga (3); RCB Steve Israel (13), Tebucky Jones (2), Terry Billups (1); SS Lawyer Milloy (16); FS Chris Carter (15), Tony George (1).

1999 Coaching Staff: Jeff Davidson, Asst. Offensive Line, Ivan Fears, Wide Receivers, Ray Hamilton, Defensive Line, Ron Lynn, Defensive Backs, Johnny Parker, Strength/ Conditioning, Bo Pelini, Linebackers, Jack Reilly, Quarterbacks, Dante Scarnecchia, Offensive Line, Brad Seely, Special Teams, Steve Sidwell, Defensive Coordinator, Carl Smith, Tight Ends, DeWayne Walker, Defensive Assistant - Secondary, Kirby Wilson, Running Backs, Ernie Zampese, Offensive Coordinator.

Pro Bowl (2): WR Terry Glenn (1), SS Lawyer Milloy (2).

PASSING	ATT	CMP	YARDS	CMP%	YDS/ATT	TD	TD%	INT	INT%	LG	SK/YDS	RATING
Bledsoe	539	305	3985	56.6	7.39	19	3.5	21	3.9	68t	55/ 342	75.6
Brown	1	0	0	0.0	0.00	0	0.0	0	0.0	0	0/0	39.6
Warren	0	0	0	---	---	0	---	0	---	---	1/7	---
Patriots	**540**	**305**	**3985**	**56.5**	**7.38**	**19**	**3.5**	**21**	**3.9**	**68t**	**56/ 349**	**75.4**
Opponents	**520**	**293**	**3281**	**56.3**	**6.31**	**23**	**4.4**	**16**	**3.1**	**69t**	**42/ 268**	**77.3**

2000 FINAL STATISTICS (5-11)

HEAD COACH: BILL BELICHICK • FIFTH IN AFC EAST • HOME STADIUM: FOXBORO STADIUM

Date	W/L	Score		Opp.	Att.
9/03	L	16-21		Tampa Bay	60,292
9/11	L	19-20	at	N.Y. Jets	77,687
9/17	L	13-21		Minnesota	60,292
9/24	L	3-10	at	Miami	73,344
10/01	W	28-19	at	Denver	75,684
10/08	W	24-16		Indianapolis	60,292
10/15	L	17-34		N.Y. Jets	60,292
10/22	L	23-30	at	Indianapolis	56,828
10/29				BYE WEEK	
11/05	L	13-16		Buffalo OT	60,292
11/12	L	11-19	at	Cleveland	72,618
11/19	W	16-13		Cincinnati	60,292
11/23	L	9-34	at	Detroit	77,923
12/04	W	30-24		Kansas City	60,292
12/10	L	17-24	at	Chicago	66,944
12/17	W	13-10	at	Buffalo OT	47,230
12/24	L	24-27		Miami	60,292

TEAM STATISTICS	PATS	OPP
TOTAL FIRST DOWNS	**283**	**326**
Rushing	80	108
Passing	172	184
Penalty	31	34
3rd Down: Made/Att	82/234	103/237
3rd Down Pct.	35.0	43.5
4th Down: Made/Att	13/26	9/10
4th Down Pct.	50.0	90.0
POSSESSION AVG.	**28:56**	**31:04**
TOTAL NET YARDS	**4571**	**5353**
Avg. Per Game	285.7	334.6
Total Plays	1037	1068
Avg. Per Play	4.4	5.0
NET YARDS RUSHING	**1390**	**1831**
Avg. Per Game	86.9	114.4
Total Rushes	424	495
NET YARDS PASSING	**3181**	**3522**
Avg. Per Game	198.8	220.1
Sacked/Yards Lost	48/280	29/172
Gross Yards	3461	3694
Att./Completions	565/328	544/321
Completion Pct.	58.1	59.0
Had Intercepted	15	10
PUNTS/AVERAGE	**90/42.2**	**87/40.4**
NET PUNTING AVG.	**90/36.8**	**87/31.9**
PENALTIES/YARDS	**99/815**	**95/897**
FUMBLES/BALL LOST	**23/10**	**27/13**
TOUCHDOWNS	**28**	**38**
Rushing	9	12
Passing	18	23
Returns	1	3

SCORE BY PERIODS	1	2	3	4	OT	TOTAL
Patriots	**76**	**86**	**30**	**81**	**3**	**276**
Opponents	**53**	**122**	**52**	**108**	**3**	**338**

SCORING	TD	Ru	Pa	Rt	PAT	FG	S	TP
Vinatieri	0	0	0	0	25/25	27/33	0	106
Glenn	6	0	6	0			0	36
Faulk	5	4	1	0			0	32
Brown	5	0	4	1			0	30
Redmond	3	1	2	0			0	18
Bjornson	2	0	2	0			0	12
Bledsoe	2	2	0	0			0	12
Carter	2	2	0	0			0	12
Wiggins	1	0	1	0			0	6
Rutledge	1	0	1	0			0	6
Simmons	1	0	1	0			0	6
Patriots	**28**	**9**	**18**	**1**	**25/25**	**27/33**	**0**	**276**
Opponents	**38**	**12**	**23**	**3**	**34/34**	**24/32**	**1**	**338**

2-Pt. Conversions: Patriots 1-3 (Faulk), Opponents 1-4.

RUSHING	NO	YDS	AVG	LG	TD
Faulk	164	570	3.5	18	4
Redmond	125	406	3.2	20	1
Bledsoe	47	158	3.4	16	2
Carter	37	90	2.4	9	2
Pass	18	58	3.2	11	0
Brown	6	46	7.7	35	0
Glenn	4	39	9.8	35	0
Shaw	9	12	1.3	5	0
Bishop	7	-1	-.1	2	0
R. Harris	3	14	4.7	7	0
Floyd	2	-1	-.5	0	0
L. Johnson	2	-1	-.5	0	0
Patriots	**424**	**1390**	**3.3**	**35**	**9**
Opponents	**495**	**1831**	**3.7**	**32**	**12**

RECEIVING	NO	YDS	AVG	LG	TD
Brown	83	944	11.4	44t	4
Glenn	79	963	12.2	39t	6
Faulk	51	465	9.1	52t	1
Bjornson	20	152	7.6	19	2
Redmond	20	126	6.3	20	2
Wiggins	16	203	12.7	59	1
Rutledge	15	103	6.9	16	1
Simmons	14	231	16.5	46	1
Carter	9	73	8.1	21	0
Calloway	5	95	19.0	28	0
Jackson	5	44	8.8	13	0
Pass	4	17	4.3	15	0
S. Davis	2	12	6.0	9	0
Shaw	2	11	5.5	8	0
R. Harris	2	1	0.5	2	0
Floyd	1	21	21.0	21	0
Patriots	**328**	**3461**	**10.6**	**59**	**18**
Opponents	**321**	**3694**	**11.5**	**81t**	**23**

INTERCEPTIONS	NO	YDS	AVG	LG	TD
Law	2	32	16.0	32	0
Jones	2	20	10.0	20	0
Milloy	2	2	1.0	2	0
Smith	1	56	56.0	56	0
Langham	1	24	24.0	24	0
Thomas	1	16	16.0	16	0
A. Harris	1	11	11.0	11	0
Patriots	**10**	**161**	**16.1**	**56**	**0**
Opponents	**15**	**208**	**13.9**	**101t**	**2**

PUNTING	NO	YDS	AVG	NET	TB	IN20	LG	BLK
L. Johnson	89	3798	42.7	36.8	5	31	62	1
Patriots	**90**	**3798**	**42.2**	**36.8**	**5**	**31**	**62**	**1**
Opponents	**87**	**3513**	**40.4**	**31.9**	**9**	**23**	**62**	**0**

PUNT RETURNS	NO	FC	YDS	AVG	LG	TD
Brown	39	19	504	12.9	66t	1
Faulk	6	3	58	9.7	35	0
Patriots	**45**	**22**	**562**	**12.5**	**66t**	**1**
Opponents	**43**	**21**	**384**	**8.9**	**56**	**0**

SACKS: McGinest 6.0, Spires 6.0, Thomas 4.5, Slade 4.0, Eaton 2.5, Serwanga 2.0, Hamilton 1.5, Bruschi 1.0, A. Harris 1.0, T. Johnson 0.5, Patriots 29.0, Opponents 48.0.

KICK RETURNS	NO	YDS	AVG	LG	TD
Faulk	38	816	21.5	40	0
Jackson	13	323	24.8	47	0
Simmons	4	82	20.5	39	0
Brown	2	15	7.5	9	0
Bruschi	2	13	6.5	7	0
S. Davis	2	45	22.5	32	0
Carter	1	16	16.0	16	0
Hamilton	1	0	0.0	0	0
Redmond	1	25	25.0	25	0
Patriots	**64**	**1335**	**20.9**	**47**	**0**
Opponents	**62**	**1350**	**21.8**	**87t**	**1**

FIELD GOALS	1-19	20-29	30-39	40-49	50+
Vinatieri	0/0	11/13	8/9	7/8	1/3
Patriots	**0/0**	**11/13**	**8/9**	**7/8**	**1/3**
Opponents	**1/1**	**5/ 7**	**11/13**	**7/11**	**0/0**

Vinatieri: (30G,55N) (32G,35G,30G,33G,29N) (44N) (40G,53N) () (21G) (23G) (27G,26G,28G) (48G,43G) (38G) (38G,21G,22G) (24G,47G,43G) (48G,53G,37N,27G) (40G) (22G,27N,24G) (33G).

OPPONENTS: () () () (43G) (20G,43N) (33G,33G,34G) (38G,46N,27G) (36G) (19G,48G,32G) (39G,43G,35G,35G) (28G,30N,45G) (31G,36G) (42G) (24G,47N) (25G,23B,30B) (47G,47N,28N,49G).

STARTERS:

OFFENSE: WR Troy Brown (15); LT Bruce Armstrong (16); LG Joe Andruzzi (11), Adrian Klemm (3), Derrick Fletcher (2); C Damien Woody (16); RG Sale Isaia (14), Max Lane (2); RT Grant Williams (8), Greg Robinson-Randall (4), M. Lane (3), A. Klemm (1); TE Rod Rutledge (10), Eric Bjornson (6); WR Terry Glenn (16); QB Drew Bledsoe (16); RB Kevin Faulk (9), J.R. Redmond (5), Patrick Pass (2); FB Tony Carter (6); 2nd TE Jermaine Wiggins (2), R. Rutledge (1), Chris Eitzmann (1); 3rd WR Chris Calloway (2) Curtis Jackson (2), Tony Simmons (2), Shockmain Davis (1).

DEFENSE: DE/OLB Willie McGinest (14), Brandon Mitchell (1), Greg Spires (1); DE B. Mitchell (8), Garrett Johnson (2), Chad Eaton (1), G. Spires (1), Henry Thomas (1); NT C. Eaton (12), H. Thomas (4); RDE Bobby Hamilton (16), SLB Chris Slade (15); ILB Ted Johnson (11), Rob Holmberg (4), Andy Katzenmoyer (1); WLB Tedy Bruschi (16); 4th LB A. Katzenmoyer (2), R. Holmberg (1); LCB Ty Law (15), Antonio Langham (1); RCB Otis Smith (12), A. Langham (4); SS Lawyer Milloy (16), FS Tebucky Jones (9), Larry Whigham (4), O. Smith (2), A. Langham (1); 5th DB A. Langham (1).

2000 Coaching Staff: Ned Burke, Coaching Assistant; Brian Daboll, Coaching Assistant; Jeff Davidson, Assistant Offensive Line; Ivan Fears, Wide Receivers; Mark Jackson, coaching assistant; Pepper Johnson, Assistant Linebackers; Eric Mangini, Defensive Backs; Randy Melvin, Defensive Line; Markus Paul, Assistant Strength and Conditioning; Dick Rehbein, Quarterbacks; Rob Ryan, Linebackers; Dante Scarnecchia, Assistant Head Coach/ Offensive Line; Brad Seely, Special Teams; DeWayne Walker, Defensive Assistant; Charlie Weis, Offensive Coordinator/ Running Backs; Mike Woicik, Strength and Conditioning.

Pro Bowl (0)

PASSING	ATT	CMP	YARDS	CMP%	YDS/ATT	TD	TD%	INT	INT%	LG	SK/YDS	RATING
Bledsoe	531	312	3291	58.8	6.20	17	3.2	13	2.4	59	45/ 264	77.3
Friesz	21	11	66	52.4	3.14	0	0.0	1	4.8	17	3/16	39.0
Bishop	9	3	80	33.3	8.89	1	11.1	1	11.1	44t	0/0	64.4
Brady	3	1	6	33.3	2.00	0	0.0	0	0.0	6	0/0	42.4
L. Johnson	1	1	18	100.0	18.00	0	0.0	0	0.0	18	0/0	118.8
Patriots	**565**	**328**	**3461**	**58.1**	**6.13**	**18**	**3.2**	**15**	**2.7**	**59**	**48/ 280**	**75.5**
Opponents	**544**	**321**	**3694**	**59.0**	**6.79**	**23**	**4.2**	**10**	**1.8**	**81t**	**29/ 172**	**86.0**

2001 FINAL STATISTICS (11-5)

HEAD COACH: BILL BELICHICK • AFC EAST DIVISION CHAMPIONS • HOME STADIUM: FOXBORO STADIUM

Date	W/L	Score		Opp.	Att.
9/09	L	17-23	at	Cincinnati	51,521
9/23	L	3-10		N.Y. Jets	60,292
9/30	W	44-13		Indianapolis	60,292
10/07	L	10-30	at	Miami	73,024
10/14	W	29-26		San Diego OT	60,292
10/21	W	38-17	at	Indianapolis	56,022
10/28	L	20-31	at	Denver	74,750
11/04	W	24-10	at	Atlanta	45,572
11/11	W	21-11		Buffalo	60,292
11/18	L	17-24		St. Louis	60,292
11/25	W	34-17		New Orleans	60,292
12/02	W	17-16	at	N.Y. Jets	78,712
12/09	W	27-16		Cleveland	60,292
12/16	W	12-9	at	Buffalo OT	45,527
12/22	W	20-13		Miami	60,292
				BYE WEEK	
1/06	W	38-6	at	Carolina	71,907
AFC PLAYOFFS					
1/19	W	16-13		Oakland OT	60,292
1/27	W	24-17	at	Pittsburgh	64,704
SUPER BOWL XXXVI (at New Orleans, La.)					
2/03	W	20-17		St. Louis	72,922

TEAM STATISTICS	PATS	OPP
TOTAL FIRST DOWNS	**292**	**303**
Rushing	101	99
Passing	163	171
Penalty	28	33
3rd Down: Made/Att	91/221	80/215
3rd Down Pct.	41.2	37.2
4th Down: Made/Att	7/17	5/15
4th Down Pct.	41.2	33.3
POSSESSION AVG.	**30:48**	**29:12**
TOTAL NET YARDS	**4882**	**5352**
Avg. Per Game	305.1	334.5
Total Plays	1001	1016
Avg. Per Play	4.9	5.3
NET YARDS RUSHING	**1793**	**1855**
Avg. Per Game	112.1	115.9
Total Rushes	473	429
NET YARDS PASSING	**3089**	**3497**
Avg. Per Game	193.1	218.6
Sacked/Yards Lost	46/237	41/234
Gross Yards	3326	3731
Att./Completions	482/306	546/299
Completion Pct.	63.5	54.8
Had Intercepted	15	22
PUNTS/AVERAGE	**74/41.1**	**73/39.5**
NET PUNTING AVG.	**74/38.1**	**73/31.6**
PENALTIES/YARDS	**92/802**	**93/839**
FUMBLES/BALL LOST	**29/13**	**23/13**
TOUCHDOWNS	**43**	**26**
Rushing	15	7
Passing	21	15
Returns	7	4

SCORE BY PERIODS	1	2	3	4	OT	TOTAL
Patriots	**74**	**133**	**58**	**100**	**6**	**371**
Opponents	**54**	**51**	**94**	**73**	**0**	**272**

SCORING	TD	Ru	Pa	Rt	PAT	FG	S	TP
Vinatieri	0	0	0	0	41/42	24/30	0	113
A. Smith	13	12	1	0			0	78
Brown	7	0	5	2			0	42
Patten	5	1	4	0			0	30
Wiggins	4	0	4	0			0	24
M. Edwards	3	1	2	0			0	18
Faulk	3	1	2	0			0	18
Law	2	0	0	2			0	12
O. Smith	2	0	0	2			0	12
Buckley	1	0	0	1			0	6
Glenn	1	0	1	0			0	6
C. Johnson	1	0	1	0			0	6
Pass	1	0	1	0			0	6
Patriots	**43**	**15**	**21**	**7**	**41/42**	**24/30**	**0**	**371**
Opponents	**26**	**7**	**15**	**4**	**22/22**	**30/41**	**0**	**272**

2-Pt. Conversions: Patriots 0-1, Opponents 2-4

RUSHING	NO	YDS	AVG	LG	TD
A. Smith	287	1157	4.0	44	12
Faulk	41	169	4.1	24	1
M. Edwards	51	141	2.8	14	1
Redmond	35	119	3.4	16	0
Brown	11	91	8.3	31	0
Patten	5	67	13.4	29t	1
Brady	36	43	1.2	12	0
Bledsoe	5	18	3.6	8	0
Pass	1	7	7.0	7	0
L. Johnson	1	-19	-19.0	-19	0
Patriots	**473**	**1793**	**3.8**	**44**	**15**
Opponents	**429**	**1855**	**4.3**	**58**	**7**

RECEIVING	NO	YDS	AVG	LG	TD
Brown	101	1199	11.9	60t	5
Patten	51	749	14.7	91t	4
Faulk	30	189	6.3	28	2
M. Edwards	25	166	6.6	17	2
A. Smith	19	192	10.1	41t	1
Glenn	14	204	14.6	23	1
Wiggins	14	133	9.5	31	4
C. Johnson	14	111	7.9	24t	1
Redmond	13	132	10.2	17	0
Pass	6	66	11.0	23t	1
Rutledge	5	35	7.0	9	0
Small	4	29	7.3	11	0
Emanuel	4	25	6.3	16	0
Coleman	2	50	25.0	46	0
Jackson	2	16	8.0	12	0
Brady	1	23	23.0	23	0
Cox	1	7	7.0	7	0
Patriots	**306**	**3326**	**10.9**	**91t**	**21**
Opponents	**299**	**3731**	**12.5**	**68**	**15**

INTERCEPTIONS	NO	YDS	AVG	LG	TD
O. Smith	5	181	36.2	78t	2
Law	3	91	30.3	46t	2
Buckley	3	76	25.3	52t	1
Vrabel	2	27	13.5	15	0
Milloy	2	21	10.5	21	0
Bruschi	2	7	3.5	4	0
Pleasant	2	0	0.0	0	0
Phifer	1	14	14.0	14	0
Stevens	1	9	9.0	9	0
T. Jones	1	-4	-4.0	-4	0
Patriots	**22**	**422**	**19.2**	**78t**	**5**
Opponents	**15**	**273**	**18.2**	**49t**	**2**

PUNTING	NO	YDS	AVG	NET	TB	IN20	LG	BLK
Walter	49	1964	40.1	38.1	2	24	58	0
L. Johnson	24	1045	43.5	38.3	3	3	76	0
Vinatieri	1	33	33.0	33.0	0	1	33	0
Patriots	**74**	**3042**	**41.1**	**38.1**	**5**	**28**	**76**	**0**
Opponents	**73**	**2885**	**39.5**	**31.6**	**7**	**18**	**61**	**0**

PUNT RETURNS	NO	FC	YDS	AVG	LG	TD
Brown	29	15	413	14.2	85t	2
Faulk	4	0	27	6.8	10	0
Patriots	**33**	**15**	**440**	**13.3**	**85t**	**2**
Opponents	**26**	**17**	**124**	**4.8**	**26**	**0**

SACKS: Hamilton 7.0, McGinest 6.0, Pleasant 6.0, Milloy 3.0, Seymour 3.0, Vrabel 3.0, Bruschi 2.0, Phifer 2.0, O.Smith 2.0, Buckley 1.0, T. Jones 1.0, Law 1.0, Mitchell 1.0, Parker 1.0, Patriots 41.0,Opponents 46.0

KICK RETURNS	NO	YDS	AVG	LG	TD
Faulk	33	662	20.1	42	0
Pass	10	222	22.2	33	0
Kelly	7	123	17.6	28	0
Jackson	2	30	15.0	19	0
Patten	2	44	22.0	24	0
Redmond	2	57	28.5	30	0
Brown	1	13	13.0	13	0
Bruschi	1	10	10.0	10	0
M. Edwards	1	23	23.0	23	0
Patriots	**59**	**1184**	**20.1**	**42**	**0**
Opponents	**75**	**1658**	**22.1**	**64**	**0**

FIELD GOALS	1-19	20-29	30-39	40-49	50+
Vinatieri	1/1	8/8	7/8	7/12	1/1
Patriots	**1/1**	**8/8**	**7/8**	**7/12**	**1/1**
Opponents	**2/2**	**11/12**	**8/9**	**7/14**	**2/4**

Vinatieri: (39G) (24G) (47G,48G,35G) (37G) (26G, 44N,23G,44G) (43G) (24G,44G) (48G) (43N,45N) (33G) (46N) (28G) (54G,38G,39N,48N) (40G,32G,25G,23G) (32G,23G) (19G).

OPPONENTS: (36G,47G,33G) (26G) () (19G,34G,27G) (21G,36N,27G,59N) (46B,42G,25B,42G,24G) (50G) (58N,49N,20G) (24G,49N) (42N,35G) (48N,43B,31G) (19G,40G,50G) (27G,39G,22G) (43N,41G,25G,41G) (36G,36G) (29G,40G)

STARTERS:

OFFENSE: WR Troy Brown (13), Charles Johnson (1), David Patten (1); LT Matt Light (12), Grant Williams (4); LG Mike Compton (15), Damien Woody (1); C D. Woody (14), M. Compton (1), Grey Ruegamer (1); RG Joe Andruzzi (16); RT Greg Robinson-Randall (16); TE Rod Rutledge (13), Jermaine Wiggins (3); WR D. Patten (13), Bert Emanuel (1); QB Tom Brady (14), Drew Bledsoe (2); RB Antowain Smith (15), Kevin Faulk (1); FB Marc Edwards (13); 2nd TE J. Wiggins (3), R. Rutledge (1); 3rd WR C. Johnson (3); T. Glenn (1).

DEFENSE: DE Bobby Hamilton (15), Willie McGinest (1); NT/DT Brandon Mitchell (11), Richard Seymour (3), Jace Sayler (1). DE/DT Anthony Pleasant (9), R. Seymour (7); OLB/DE A. Pleasant (7), Mike Vrabel (6), W. McGinest (3); ILB/OLB Bryan Cox (7), M. Vrabel (6), W. McGinest (1); ILB/MLB Tedy Bruschi (9), Ted Johnson (5); OLB Roman Phifer (16); LCB Ty Law (16); RCB Otis Smith (15), Terrell Buckley (1); SS Lawyer Milloy (16); FS Tebucky Jones (12), Matt Stevens (3); 5th DB Terrence Shaw (4), Antwan Harris (1); 6th DB M. Stevens (1).

2001 Coaching Staff: Ned Burke, Coaching Assistant; Romeo Crennel, Defensive Coordinator, Brian Daboll, Coaching Assistant; Jeff Davidson, Assistant Offensive Line; Ivan Fears, Wide Receivers; Pepper Johnson, Inside Linebackers; Eric Mangini, Defensive Backs; Randy Melvin, Defensive Line; Markus Paul, Assistant Strength and Conditioning; Rob Ryan, Outside Linebackers; Dante Scarnecchia, Assistant Head Coach/Offensive Line; Brad Seely, Special Teams; Charlie Weis, Offensive Coordinator/ Running Backs; Mike Woicik, Strength and Conditioning.

Pro Bowl (4): QB Tom Brady (1), WR Troy Brown (1), CB Ty Law (2), S Lawyer Milloy (3).

PASSING	ATT	CMP	YARDS	CMP%	YDS/ATT	TD	TD%	INT	INT%	LG	SK/YDS	RATING
Brady	413	264	2843	63.9	6.88	18	4.4	12	2.9	91t	41/216	86.5
Bledsoe	66	40	400	60.6	6.06	2	3.0	2	3.0	58	5/21	75.3
Patten	2	1	60	50.0	30.00	1	50.0	1	50.0	60t	0/0	95.8
Faulk	1	1	23	100.0	23.00	0	0.0	0	0.0	23	0/0	118.8
Patriots	**482**	**306**	**3326**	**63.5**	**6.90**	**21**	**4.4**	**15**	**3.1**	**91t**	**46/237**	**85.3**
Opponents	**546**	**299**	**3731**	**54.8**	**6.83**	**15**	**2.7**	**22**	**4.0**	**68**	**41/234**	**68.6**

2002 FINAL STATISTICS (9-7)

HEAD COACH: BILL BELICHICK • SECOND IN AFC EAST • HOME STADIUM: GILLETTE STADIUM

Date	W/L	Score		Opp.	Att.
9/09	W	30-14		Pittsburgh	68,436
9/15	W	44-7	at	N.Y. Jets	78,726
9/22	W	41-38		Kansas City OT	68,436
9/29	L	14-21	at	San Diego	66,463
10/06	L	13-26	at	Miami	73,369
10/13	L	10-28		Green Bay	68,436
				BYE WEEK	
10/27	L	16-24		Denver	68,436
11/03	W	38-7	at	Buffalo	73,448
11/10	W	33-30	at	Chicago	63,105
11/17	L	20-27	at	Oakland	62,552
11/24	W	24-17		Minnesota	68,436
11/28	W	20-12	at	Detroit	62,109
12/08	W	27-17		Buffalo	68,436
12/16	L	7-24	at	Tennessee	68,809
12/22	L	17-30		N.Y. Jets	68,436
12/29	W	27-24		Miami OT	68,436

TEAM STATISTICS	PATS	OPP
TOTAL FIRST DOWNS	**304**	**315**
Rushing	99	129
Passing	184	158
Penalty	21	28
3rd Down: Made/Att	94/220	95/221
3rd Down Pct.	42.7	43.0
4th Down: Made/Att	9/20	10/16
4th Down Pct.	45.0	62.5
POSSESSION AVG.	**29:11**	**30:49**
TOTAL NET YARDS	**5085**	**5377**
Avg. Per Game	317.8	336.1
Total Plays	1031	1032
Avg. Per Play	4.9	5.2
NET YARDS RUSHING	**1508**	**2198**
Avg. Per Game	94.3	137.4
Total Rushes	395	467
NET YARDS PASSING	**3577**	**3179**
Avg. Per Game	223.6	198.7
Sacked/Yards Lost	31/190	34/199
Gross Yards	3767	3378
Att./Completions	605/374	531/314
Completion Pct.	61.8	59.1
Had Intercepted	14	18
PUNTS/AVERAGE	**71/38.4**	**68/39.4**
NET PUNTING AVG.	**71/33.3**	**68/32.4**
PENALTIES/YARDS	**108/895**	**99/928**
FUMBLES/BALL LOST	**24/10**	**21/11**
TOUCHDOWNS	**43**	**41**
Rushing	9	17
Passing	28	23
Returns	6	1

SCORE BY PERIODS	1	2	3	4	OT	TOTAL
Patriots	**65**	**95**	**99**	**116**	**6**	**381**
Opponents	**57**	**120**	**93**	**76**	**0**	**346**

SCORING	TD	Ru	Pa	Rt	PAT	FG	S	TP
Vinatieri	0	0	0	0	36/36	27/30	0	117
A. Smith	8	6	2	0			0	50
Fauria	7	0	7	0			0	44
Faulk	7	2	3	2			0	42
Patten	5	0	5	0			0	30
Brown	3	0	3	0			0	20
Branch	2	0	2	0			0	12
Bruschi	2	0	0	2			0	12
D. Hayes	2	0	2	0			0	12
Brady	1	1	0	0			0	6
Cleeland	1	1	0	0			0	6
Givens	1	0	1	0			0	6
Graham	1	0	1	0			0	6
V. Green	1	0	0	1			0	6
T. Jones	1	0	0	1			0	6
Vrabel	1	0	1	0			0	6
Patriots	**43**	**9**	**28**	**6**	**36/36**	**27/30**	**0**	**381**
Opponents	**41**	**17**	**23**	**1**	**40/41**	**20/34**	**0**	**346**

2-Pt. Conversions: Patriots 3-7, Opponents 0-0.

RUSHING	NO	YDS	AVG	LG	TD
A. Smith	252	982	3.9	42t	6
Faulk	52	271	5.2	45t	2
Brady	42	110	2.6	15	1
Edwards	31	96	3.1	17	0
Pass	4	27	6.8	13	0
Brown	3	14	4.7	21	0
Patten	2	6	3.0	7	0
Huard	1	4	4.0	4	0
Redmond	4	2	0.5	5	0
Branch	2	0	0.0	4	0
Davey	2	-4	-2.0	-2	0
Patriots	**395**	**1508**	**3.8**	**45t**	**9**
Opponents	**467**	**2198**	**4.7**	**58t**	**17**

RECEIVING	NO	YDS	AVG	LG	TD
Brown	97	890	9.2	38	3
Patten	61	824	13.5	39	5
Branch	43	489	11.4	49t	2
Faulk	37	379	10.2	36t	3
A. Smith	31	243	7.8	35	2
Fauria	27	253	9.4	33	7
Edwards	23	196	8.5	27	0
Cleeland	16	112	7.0	22	1
Graham	15	150	10.0	31	1
D. Hayes	12	133	11.1	40t	2
Givens	9	92	10.2	30	1
Redmond	2	5	2.5	3	0
Vrabel	1	1	1.0	1t	1
Patriots	**374**	**3767**	**10.1**	**49t**	**28**
Opponents	**314**	**3378**	**10.8**	**52t**	**23**

INTERCEPTIONS	NO	YDS	AVG	LG	TD
Buckley	4	50	12.5	39	0
Law	4	33	8.3	29	0
Bruschi	2	75	37.5	48t	2
O. Smith	2	21	10.5	22	0
V. Green	1	90	90.0	90t	1
Seymour	1	6	6.0	6	0
McGinest	1	2	2.0	2	0
Hamilton	1	0	0.0	0	0
T. Jones	1	0	0.0	0	0
Vrabel	1	0	0.0	0	0
Patriots	**18**	**277**	**15.4**	**90t**	**3**
Opponents	**14**	**177**	**12.6**	**46**	**1**

PUNTING	NO	YDS	AVG	NET	TB	IN20	LG	BLK
Walter	70	2723	38.9	33.3	9	19	55	1
Patriots	**71**	**2723**	**38.4**	**33.3**	**9**	**19**	**55**	**1**
Opponents	**68**	**2680**	**39.4**	**32.4**	**9**	**15**	**62**	**0**

PUNT RETURNS	NO	FC	YDS	AVG	LG	TD
Brown	24	10	175	7.3	27	0
Faulk	8	4	65	8.1	16	0
Branch	2	0	58	29.0	40	0
Patriots	**34**	**14**	**298**	**8.8**	**40**	**0**
Opponents	**24**	**18**	**181**	**7.5**	**34**	**0**

SACKS: McGinest 5.5, Seymour 5.5, Bruschi 4.5, Vrabel 4.5, Pleasant 3.0, J. Green 2.5, Hamilton 2.0, Johnson 1.5, T. Jones 1.5, Holsey 1.0, Law 1.0, Phifer 0.5, Patriots 34.0, Opponents 31.0.

KICK RETURNS	NO	YDS	AVG	LG	TD
Branch	36	863	24.0	63	0
Faulk	26	725	27.9	87t	2
Pass	7	123	17.6	28	0
Edwards	3	27	9.0	15	0
Bruschi	1	11	11.0	11	0
J. Green	1	10	10.0	10	0
Redmond	1	12	12.0	12	0
Patriots	**75**	**1771**	**23.6**	**87t**	**2**
Opponents	**73**	**1493**	**20.5**	**57**	**0**

FIELD GOALS	1-19	20-29	30-39	40-49	50+
Vinatieri	0/0	6/6	12/12	8/10	1/2
Patriots	**0/0**	**6/6**	**12/12**	**8/10**	**1/2**
Opponents	**1/1**	**6/7**	**8/10**	**5/14**	**0/2**

Vinatieri: (45G,28G,27G) (28G,31G,40G) (37G35G) (41N) () (32G) (26G) (46G) (57G,31G,42G,25G) (36G,31G,52N) (34G) (31G,29G) (39G,46G,43N) () (49G) (41G,36G,43G,35G).

OPPONENTS: (39N) () (39G) (50B) (45N,40G,33G) (42N) (48N,19G,39N) (50N,25N,45N) (39G,40G,32G) (39G,49B,28G) (43B,38G,41N) (23G,45G,39G,46G) (26G) (45N,28G) (39G,23G,43G) (47N,28G).

STARTERS:

OFFENSE: WR Troy Brown (13), Deion Branch (2), Donald Hayes (1); LT Matt Light (16); LG Mike Compton (15), Joe Andruzzi (1); C Damien Woody (13), Grey Ruegamer (2), M. Compton (1); RG J. Andruzzi (12), D. Woody (2), Adrian Klemm (1), Stephen Neal (1); RT Kenyatta Jones (11), Greg Randall (3), A. Klemm (2); TE Christian Fauria (13), Daniel Graham (2), Cameron Cleeland (1); WR David Patten (14); QB Tom Brady (16); RB Antowain Smith (15); FB Marc Edwards (11); 2nd TE D. Graham (4); 3rd WR D. Branch (5).

DEFENSE: DE Bobby Hamilton (9), Willie McGinest (7); DT/NT B. Hamilton (6), Steve Martin (5), Richard Seymour (3), Rick Lyle (2); DT/DE R. Seymour (13), Anthony Pleasant (2), W. McGinest (1); DE/OLB A. Pleasant (9), Jarvis Green (4), Mike Vrabel (3); OLB/ILB M. Vrabel (10), Tedy Bruschi (3), W. McGinest (1); MLB/ILB Ted Johnson (11), T. Bruschi (5); OLB/OLB Roman Phifer (14), T. Bruschi (1), W. McGinest (1); LCB Ty Law (16); RCB Otis Smith (13), Terrell Buckley (2), Leonard Myers (1); SS Lawyer Milloy (16); FS Tebucky Jones (12), Victor Green (4); 5th Defensive Back V. Green (2).

2002: Coaching Staff: Romeo Crennel, Defensive Coordinator/Defensive Line; Brian Daboll, Wide Receivers; Jeff Davidson, Assistant Offensive Line/Tight Ends; Ivan Fears, Running Backs; Pepper Johnson, Inside Linebackers; Eric Mangini, Defensive Backs; Markus Paul, Assistant Strength and Conditioning; Rob Ryan, Outside Linebackers; Dante Scarnecchia, Assistant Head Coach/Offensive Line; Brad Seely, Special Teams; Charlie Weis, Offensive Coordinator/Quarterbacks; Mike Woicik, Strength and Conditioning.

Pro Bowl (6): SpT Larry Izzo (2); CB Ty Law (3), S Lawyer Milloy (4), DT Richard Seymour (1), K Adam Vinatieri (1), C Damien Woody (1).

PASSING	ATT	CMP	YARDS	CMP%	YDS/ATT	TD	TD%	INT	INT%	LG	SK/YDS	RATING
Brady	601	373	3764	62.1	6.26	28	4.7	14	2.3	49t	31/ 190	85.7
Davey	2	1	3	50.0	1.50	0	0.0	0	0.0	3	0/0	56.3
Faulk	1	0	0	0.0	0.00	0	0.0	0	0.0	0	0/0	39.6
Patten	1	0	0	0.0	0.00	0	0.0	0	0.0	0	0/0	39.6
Patriots	**605**	**374**	**3767**	**61.8**	**6.23**	**28**	**4.6**	**14**	**2.3**	**49t**	**31/190**	**85.3**
Opponents	**531**	**314**	**3378**	**59.1**	**6.36**	**23**	**4.3**	**18**	**3.4**	**52t**	**34/199**	**78.2**

2003 FINAL STATISTICS (14-2)

HEAD COACH: BILL BELICHICK • AFC EAST DIVISION CHAMPIONS • HOME STADIUM: GILLETTE STADIUM

Date	W/L	Score		Opp.	Att.
9/07	L	0-31	at	Buffalo	73,262
9/14	W	31-10	at	Philadelphia	67,624
9/21	W	23-16		N.Y. Jets	68,436
9/28	L	17-20	at	Washington	83,632
10/05	W	38-30		Tennessee	68,436
10/12	W	17-6		N.Y. Giants	68,436
10/19	W	19-13	at	Miami OT	73,650
10/26	W	9-3		Cleveland	68,436
11/03	W	30-26	at	Denver	68,436
				BYE WEEK	
11/16	W	12-0		Dallas	68,436
11/23	W	23-20	at	Houston OT	70,719
11/30	W	38-34	at	Indianapolis	57,102
12/07	W	12-0		Miami	68,436
12/14	W	27-13		Jacksonville	68,436
12/20	W	21-16	at	N.Y. Jets	77,835
12/27	W	31-0		Buffalo	68,436
AFC PLAYOFFS					
1/10	W	17-14		Tennessee	68,436
1/18	W	24-14		Indianapolis	68,436
SUPER BOWL XXXVIII (at Houston, Texas)					
2/01	W	32-29		Carolina	71,525

TEAM STATISTICS	PATS	OPP
TOTAL FIRST DOWNS	**294**	**293**
Rushing	91	91
Passing	177	177
Penalty	26	25
3rd Down: Made/Att	84/227	81/235
3rd Down Pct.	37.0	34.5
4th Down: Made/Att	6/14	6/16
4th Down Pct.	42.9	37.5
POSSESSION AVG.	**30:50**	**29:10**
TOTAL NET YARDS	**5039**	**4666**
Avg. Per Game	314.9	291.6
Total Plays	1042	1060
Avg. Per Play	4.8	4.4
NET YARDS RUSHING	**1607**	**1434**
Avg. Per Game	100.4	89.6
Total Rushes	473	401
NET YARDS PASSING	**3432**	**3232**
Avg. Per Game	214.5	202.0
Sacked/Yards Lost	32/219	41/253
Gross Yards	3651	3485
Att./Completions	537/320	618/328
Completion Pct.	59.6	53.1
Had Intercepted	13	29
PUNTS/AVERAGE	**88/37.1**	**90/40.6**
NET PUNTING AVG.	**88/33.5**	**90/34.4**
PENALTIES/YARDS	**111/998**	**107/845**
FUMBLES/BALL LOST	**25/11**	**31/12**
TOUCHDOWNS	**39**	**23**
Rushing	9	10
Passing	23	11
Returns	7	2

SCORE BY PERIODS	1	2	3	4	OT	TOTAL
Patriots	**80**	**83**	**79**	**97**	**9**	**348**
Opponents	**42**	**73**	**51**	**72**	**0**	**238**

SCORING	TD	Ru	Pa	Rt	PAT	FG	S	TP
Vinatieri	0	0	0	0	37/38	25/34	0	112
Givens	6	0	6	0			0	36
Cloud	5	5	0	0			0	30
T. Brown	4	0	4	0			0	24
Graham	4	0	4	0			0	24
Branch	3	0	3	0			0	18
B. Johnson	3	0	2	1			0	18
Smith	3	3	0	0			0	18
Bruschi	2	0	0	2			0	12
Fauria	2	0	2	0			0	12
Brady	1	1	0	0			0	6
Centers	1	0	1	0			0	6
Chatham	1	0	0	1			0	6
Law	1	0	0	1			0	6
McGinest	1	0	0	1			0	6
Samuel	1	0	0	1			0	6
Ward	1	0	1	0			0	6
Patriots	**39**	**9**	**23**	**7**	**37/38**	**25/34**	**1**	**348**
Opponents	**23**	**10**	**11**	**2**	**21/21**	**25/35**	**1**	**238**

RUSHING	NO	YDS	AVG	LG	TD
Smith	182	642	3.5	30	3
Faulk	178	638	3.6	23	0
Cloud	27	118	4.4	42	5
Centers	21	82	3.9	13	0
Brady	42	63	1.5	11	1
T. Brown	6	27	4.5	11	0
Pass	6	27	4.5	11	0
Branch	1	11	11.0	11	0
Klecko	2	5	2.5	5	0
Patten	1	4	4.0	4	0
McCrary	3	3	1.0	4	0
Walter	2	0	0.0	0	0
Huard	1	-1	-1.0	-1	0
B. Johnson	1	-12	-12.0	-12	0
Patriots	**473**	**1607**	**3.4**	**42**	**9**
Opponents	**401**	**1434**	**3.6**	**23**	**10**

RECEIVING	NO	YDS	AVG	LG	TD
Branch	57	803	14.1	66t	3
Faulk	48	440	9.2	27	0
T. Brown	40	472	11.8	82t	4
Graham	38	409	10.8	38	4
Givens	34	510	15.0	57	6
Fauria	28	285	10.2	28	2
Centers	19	106	5.6	14	1
B. Johnson	16	209	13.1	45	2
Smith	14	92	6.6	16	0
Patten	9	140	15.6	42	0
Ward	7	106	15.1	31t	1
Pass	4	21	5.3	11	0
Stokes	2	38	19.0	31	0
McCrary	2	12	6.0	9	0
Cloud	1	8	8.0	9	0
Andruzzi	1	0	0.0	0	0
Patriots	**320**	**3651**	**11.4**	**82t**	**23**
Opponents	**328**	**3485**	**10.6**	**67**	**11**

INTERCEPTIONS	NO	YDS	AVG	LG	TD
Law	6	112	18.7	65t	1
Poole	6	81	13.5	44	0
Wilson	4	18	4.5	10	0
Bruschi	3	26	8.7	18t	2
Harrison	3	0	0.0	2	0
Samuel	2	55	27.5	55t	1
Vrabel	2	18	9.0	14	0
Morris	1	33	33.0	33	0
McGinest	1	15	15.0	15t	1
Izzo	1	0	0.0	0	0
Patriots	**29**	**358**	**12.3**	**65t**	**5**
Opponents	**13**	**122**	**9.4**	**37t**	**1**

PUNTING	NO	YDS	AVG	NET	TB	IN20	LG	BLK
Walter	76	2865	37.7	33.6	3	25	52	1
Barnard	10	365	36.5	32.5	1	4	49	0
Brady	1	36	36.0	36.0	0	1	36	0
Patriots	**88**	**3266**	**37.1**	**33.5**	**4**	**30**	**52**	**1**
Opponents	**90**	**3658**	**40.6**	**34.4**	**5**	**21**	**71**	**0**

PUNT RETURNS	NO	FC	YDS	AVG	LG	TD
T. Brown	29	13	293	10.1	23	0
Poole	11	3	75	6.8	18	0
Faulk	5	6	66	13.2	19	0
Branch	4	1	26	6.5	11	0
B. Johnson	1	0	2	2.0	2	0
Ward	0	2	0	---	---	0
Patriots	**50**	**25**	**462**	**9.2**	**23**	**0**
Opponents	**38**	**11**	**240**	**6.3**	**57t**	**1**

SACKS: Vrabel 9.5, Seymour 8.0, McGinest 5.5, Harrison 3.0, Bruschi 2.0, Colvin 2.0, Green 2.0, Washington 2.0, Chatham 1.5, Klecko 1.5, Banta-Cain 1.0, Cherry 1.0, Pleasant 1.0, Warren 1.0, Patriots 41.0, Opponents 32.0.

KICK RETURNS	NO	YDS	AVG	LG	TD
B. Johnson	30	847	28.2	92t	1
Pass	11	254	23.1	36	0
Faulk	10	207	20.7	30	0
Cloud	2	38	19.0	19	0
Givens	2	31	15.5	20	0
Klecko	2	20	10.0	10	0
Vrabel	2	22	11.0	14	0
Bruschi	1	9	9.0	9	0
Patriots	**60**	**1428**	**23.8**	**92t**	**1**
Opponents	**77**	**1623**	**21.1**	**75**	**0**

FIELD GOALS	1-19	20-29	30-39	40-49	50+
Vinatieri	0/0	16/17	4/8	5/8	0/1
Patriots	**0/0**	**16/17**	**4/8**	**5/8**	**0/1**
Opponents	**1/1**	**8/8**	**8/11**	**7/14**	**1/1**

Vinatieri: () (27G) (24G,22G,47G) (23G,46N) (34N,39N, 48G) (42N,28G) (25G,30G) (27G,48N,28G,38G) (40G,46G, 28G) (23G,26G) (21G,38N,32G,37B,28G) (43G) (29G,54N) (22G,31G) () (24N,24G).

OPPONENTS: (44G) (57G) (41G,39G,30G,42N) (38G,29G, 48B) (48G,43G,46N,33G,37G,41G) (22G,47N,49N,34G) (23G,34G,35B,35N) (29G) (44N,43G) () (19G,31G) (40G, 29G) () (24G,23G,34N) (29G) (40N).

STARTERS:

OFFENSE: WR Troy Brown (10), David Givens (3), Bethel Johnson (3); LT Matt Light (16); LG Damien Woody (12), Mike Compton (2), Joe Andruzzi (1), Russ Hochstein (1); C Dan Koppen (15), Damien Woody (1); RG Joe Andruzzi (15), Damien Woody (1); RT Tom Ashworth (13), Adrian Klemm (3); TE Christian Fauria (13), Daniel Graham (3); WR Deion Branch (9), David Patten (5); QB Tom Brady (16); RB Kevin Faulk (8), Antowain Smith (6), Michael Cloud (1); FB Larry Centers (3), Fred McCrary (3); 3rd WR Deion Branch (2), David Givens (2), Bethel Johnson (1); 4th WR Bethel Johnson (1); 2nd TE Daniel Graham (5).

DEFENSE: LE Bobby Hamilton (16); DT/NT Ted Washington (10), Ty Warren (4), Rick Lyle (1), Dan Klecko (1); DT/RE Richard Seymour (14), Jarvis Green (2); DE/OLB Willie McGinest (9), Jarvis Green (5), Rosevelt Colvin (2); OLB/ILB Roman Phifer (12), Willie McGinest (2), Ted Johnson (2); MLB/ILB Tedy Bruschi (16); OLB/OLB Mike Vrabel (9), Matt Chatham (4), Roman Phifer (3); LCB Ty Law (14), Tyrone Poole (1), Asante Samuel (1); RCB Tyrone Poole (15), Ty Law (1); SS Rodney Harrison (16); FS Eugene Wilson (15), Antwan Harris (1).

2003 Coaching Staff: Romeo Crennel, Defensive Coordinator/Defensive Line; Brian Daboll, Wide Receivers; Jeff Davidson, Assistant Offensive Line/Tight Ends; Ivan Fears, Running Backs; John Hufnagel, Quarterbacks; Pepper Johnson, Inside Linebackers; Eric Mangini, Defensive Backs; Markus Paul, Assistant Strength and Conditioning; Rob Ryan, Outside Linebackers; Dante Scarnecchia, Assistant Head Coach/Offensive Line; Brad Seely, Special Teams; Charlie Weis, Offensive Coordinator; Mike Woicik, Strength and Conditioning.

Pro Bowl (3): CB Ty Law (4), LB Willie McGinest (2), DL Richard Seymour (2).

PASSING	ATT	CMP	YARDS	CMP%	YDS/ATT	TD	TD%	INT	INT%	LG	SK/YDS	RATING
Brady	527	317	3620	60.2	6.87	23	4.4	12	2.3	82t	32/219	85.9
Davey	7	3	31	42.9	4.43	0	0.0	0	0.0	16	0/0	56.3
Faulk	1	0	0	0.0	0.0	0	0.0	0	0.0	0	0/0	39.6
Givens	1	0	0	0.0	0.0	0	0.0	1	100.0	0	0/0	0.0
Huard	1	0	0	0.0	0.0	0	0.0	0	0.0	0	0/0	39.6
Patriots	**537**	**320**	**3651**	**59.6**	**6.80**	**23**	**4.3**	**13**	**2.4**	**82t**	**32/219**	**84.3**
Opponents	**618**	**328**	**3485**	**53.1**	**5.64**	**11**	**1.8**	**29**	**4.7**	**67**	**41/253**	**56.2**

2004 FINAL STATISTICS (14-2)

HEAD COACH: BILL BELICHICK • AFC EAST DIVISION CHAMPIONS • HOME STADIUM: GILLETTE STADIUM

Date	W/L	Score		Opp.	Att.
9/09	W	27-24		Indianapolis	68,756
9/19	W	23-12	at	Arizona	51,557
				BYE WEEK	
10/03	W	31-17	at	Buffalo	72,698
10/10	W	24-10		Miami	68,756
10/17	W	30-20		Seattle	68,756
10/24	W	13-7		N.Y. Jets	68,756
10/31	L	20-34	at	Pittsburgh	64,737
11/07	W	40-22	at	St. Louis	66,107
11/14	W	29-6		Buffalo	68,756
11/22	W	27-19	at	Kansas City	78,431
11/28	W	24-3		Baltimore	68,756
12/05	W	42-15	at	Cleveland	73,028
12/12	W	35-28		Cincinnati	68,756
12/20	L	28-29	at	Miami	73,629
12/26	W	23-7	at	N.Y. Jets	77,975
1/02	W	21-7		San Francisco	68,756
AFC PLAYOFFS					
1/16	W	20-3		Indianapolis	68,756
1/23	W	41-27	at	Pittsburgh	65,242
SUPER BOWL XXXIX (at Jacksonville, Fla.)					
2/06	W	24-21		Philadelphia	78,125

TEAM STATISTICS	PATS	OPP
TOTAL FIRST DOWNS	**344**	**290**
Rushing	120	83
Passing	193	177
Penalty	31	30
3rd Down: Made/Att	93/206	81/209
3rd Down Pct.	45.1	38.8
4th Down: Made/Att	4/10	13/30
4th Down Pct.	40.0	43.3
POSSESSION AVG.	**31:22**	**28:38**
TOTAL NET YARDS	**5722**	**4972**
Avg. Per Game	357.6	310.8
Total Plays	1035	988
Avg. Per Play	5.5	5.0
NET YARDS RUSHING	**2134**	**1572**
Avg. Per Game	133.4	98.3
Total Rushes	524	405
NET YARDS PASSING	**3588**	**3400**
Avg. Per Game	224.3	212.5
Sacked/Yards Lost	26/162	45/311
Gross Yards	3750	3711
Att./Completions	485/293	538/315
Completion Pct.	60.4	58.6
Had Intercepted	14	20
PUNTS/AVERAGE	**56/42.9**	**69/41.5**
NET PUNTING AVG.	**56/33.7**	**69/36.8**
PENALTIES/YARDS	**101/822**	**118/1014**
FUMBLES/BALL LOST	**24/13**	**31/16**
TOUCHDOWNS	**49**	**31**
Rushing	15	9
Passing	29	18
Returns	5	4

SCORE BY PERIODS	1	2	3	4	OT	TOTAL
Patriots	**87**	**159**	**102**	**89**	**0**	**437**
Opponents	**55**	**94**	**45**	**66**	**0**	**260**

SCORING	TD	Ru	Pa	Rt	PAT	FG	S	TP
Vinatieri	0	0	0	0	48/48	31/33	0	141
Dillon	13	12	1	0			0	80
Graham	7	0	7	0			0	42
Patten	7	0	7	0			0	42
Branch	4	0	4	0			0	24
Faulk	3	2	1	0			0	18
Givens	3	0	3	0			0	18
Fauria	2	0	2	0			0	12
B. Johnson	2	0	1	1			0	12
Vrabel	2	0	2	0			0	12
Abdullah	1	1	0	0			0	6
Brown	1	0	1	0			0	6
Gay	1	0	0	1			0	6
Green	1	0	0	1			0	6
Samuel	1	0	0	1			0	6
Seymour	1	0	0	1			0	6
Patriots	**49**	**15**	**29**	**5**	**48/48**	**31/33**	**0**	**437**
Opponents	**31**	**9**	**18**	**4**	**23/23**	**15/18**	**0**	**260**

2-Pt. Conversions: Patriots 1-1 (Dillon), Opp. 3-8.

RUSHING	NO	YDS	AVG	LG	TD
Dillon	345	1635	4.7	44	12
Faulk	54	255	4.7	20	2
Pass	39	141	3.6	19	0
Cobbs	22	50	2.3	13	0
Brady	43	28	0.7	10	0
Abdullah	13	13	1.0	5	1
B. Johnson	2	8	4.0	11	0
Patten	1	5	5.0	5	0
Izzo	1	0	0.0	0	0
Davey	4	-1	-.2	3	0
Patriots	**524**	**2134**	**4.1**	**44**	**15**
Opponents	**405**	**1572**	**3.9**	**34**	**9**

RECEIVING	NO	YDS	AVG	LG	TD
Givens	56	874	15.6	50	3
Patten	44	800	18.2	48t	7
Branch	35	454	13.0	26t	4
Graham	30	364	12.1	48	7
Pass	28	215	7.7	22	0
Faulk	26	248	9.5	31t	1
Brown	17	184	10.8	22	1
Fauria	16	195	12.2	25	2
Dillon	15	103	6.9	20	1
B. Johnson	10	174	17.4	48	1
Weaver	8	93	11.6	25	0
Klecko	3	18	6.0	11	0
Watson	2	16	8.0	14	0
Vrabel	2	3	1.5	2t	2
Abdullah	1	9	9.0	9	0
Patriots	**293**	**3750**	**12.8**	**50**	**29**
Opponents	**315**	**3711**	**11.8**	**65t**	**18**

INTERCEPTIONS	NO	YDS	AVG	LG	TD
Wilson	4	51	12.8	24	0
Bruschi	3	70	23.3	36	0
Brown	3	22	7.3	17	0
Gay	2	23	11.5	13	0
Harrison	2	12	6.0	12	0
Samuel	1	34	34.0	34t	1
McGinest	1	27	27.0	27	0
Phifer	1	26	26.0	26	0
Poole	1	21	21.0	21	0
Banta-Cain	1	4	4.0	4	0
Law	1	0	0.0	0	0
Patriots	**20**	**290**	**14.5**	**36**	**1**
Opponents	**14**	**242**	**17.3**	**65**	**1**

PUNTING	NO	YDS	AVG	NET	TB	IN20	LG	BLK
Jo. Miller	56	2350	42.0	33.7	5	19	69	0
Patriots	**56**	**2350**	**42.0**	**33.7**	**5**	**19**	**69**	**0**
Opponents	**69**	**2866**	**41.5**	**36.8**	**5**	**21**	**63**	**0**

PUNT RETURNS	NO	FC	YDS	AVG	LG	TD
Faulk	20	11	133	6.7	16	0
Brown	12	3	83	6.9	23	0
B. Johnson	4	1	8	2.0	6	0
Poole	2	0	6	3.0	6	0
Branch	1	0	0	0.0	0	0
Gay	1	0	0	0.0	0	0
Patriots	**40**	**15**	**230**	**5.8**	**23**	**0**
Opponents	**31**	**7**	**365**	**11.8**	**71**	**1**

SACKS: McGinest 9.5, Vrabel 5.5, Colvin 5.0, Seymour 5.0, Green 4.0, Bruschi 3.5, Warren 3.5, Harrison 3.0, Wilfork 2.0, Banta-Cain 1.5, Phifer 1.5, T. Johnson 1.0; Patriots 45.0, Opponents 26.0.

KICK RETURNS	NO	YDS	AVG	LG	TD
B. Johnson	41	1016	24.8	93t	1
Pass	6	115	19.2	24	0
Faulk	4	73	18.3	24	0
Kasper	3	61	20.3	21	0
Banta-Cain	1	21	21.0	21	0
Patten	1	16	16.0	16	0
Patriots	**56**	**1302**	**23.3**	**93t**	**1**
Opponents	**86**	**2003**	**23.3**	**98t**	**1**

FIELD GOALS	1-19	20-29	30-39	40-49	50+
Vinatieri	0/0	13/13	7/7	11/12	0/1
Patriots	**0/0**	**13/13**	**7/7**	**11/12**	**0/1**
Opponents	**1/1**	**5/5**	**5/6**	**2/3**	**2/3**

Vinatieri: (32G,43G) (29G,28G,24G) (42G) (40G,47N) (40G,39G,30G) (41G,27G) (43G,25G) (43G,31G,45G,36G) (27G,24G,20G,45G,37G) (37G,28G) (28G,40G,48G) () () () (28G,29G,50N,26G) ().

OPPONENTS: (32G,48N) (51G,52G,58N) (33G) (29G) (33G,40G,28G,31G) () (19G,29G) () ( ) (44G,24G) (22G) () () (30G) () (39N).

STARTERS:

OFFENSE: WR Deion Branch (9), David Patten (6), Bethel Johnson (1); LT Matt Light (16); LG Joe Andruzzi (14), Russ Hochstein (2); C Dan Koppen (16); RG Stephen Neal (14), Joe Andruzzi (2); RT Brandon Gorin (10) Tom Ashworth (6); TE Daniel Graham (14), Christian Fauria (2); WR David Givens (11), David Patten (3); QB Tom Brady (16); RB Corey Dillon (14), Kevin Faulk (1); FB Patrick Pass (4), Dan Klecko (2); 3rd WR David Patten (2), David Givens (1); 2nd TE Christian Fauria (8), Benjamin Watson (1); 3rd TE Jed Weaver (1).

DEFENSE: LE Ty Warren (16); NT Keith Traylor (10), Vince Wilfork (6); RE Richard Seymour (15), Jarvis Green (1); OLB Willie McGinest (16); ILB Ted Johnson (15), Roman Phifer (1); ILB Tedy Bruschi (16); OLB Mike Vrabel (15), Rosevelt Colvin (1); LCB Ty Law (7), Asante Samuel (3), Eugene Wilson (3), Earthwind Moreland (2), Randall Gay (1); RCB Randall Gay (7), Asante Samuel (5), Tyrone Poole (4); SS Rodney Harrison (16); FS Eugene Wilson (11), Don Davis (2), Dexter Reid (2), Randall Gay (1).

2004: Coaching Staff: Romeo Crennel, Defensive Coordinator; Brian Daboll, Wide Receivers; Jeff Davidson, Assistant Offensive Line/Tight Ends; Ivan Fears, Running Backs; Pepper Johnson, Defensive Line; Eric Mangini, Defensive Backs; Josh McDaniels, Quarterbacks; Matt Patricia, Coaching Assistant; Markus Paul, Assistant Strength and Conditioning; Dean Pees, Linebackers; Dante Scarnecchia, Assistant Head Coach/Offensive Line; Brad Seely, Special Teams; Cory Undlin, Coaching Assistant; Charlie Weis, Offensive Coordinator; Mike Woicik, Strength and Conditioning.

Pro Bowl (5): QB Tom Brady (2), LB Tedy Bruschi (1), SpT Larry Izzo (3), DL Richard Seymour (3), K Adam Vinatieri (2).

PASSING	ATT	CMP	YARDS	CMP%	YDS/ATT	TD	TD%	INT	INT%	LG	SK/YDS	RATING
Brady	474	288	3692	60.8	7.79	28	5.9	14	3.0	50	26/162	92.6
Davey	10	4	54	40.0	5.40	0	0.0	0	0.0	20	0/0	57.9
Vinatieri	1	1	4	100.0	4.00	1	100.0	0	0.0	4t	0/0	122.9
Patriots	**485**	**293**	**3750**	**60.4**	**7.73**	**29**	**6.0**	**14**	**2.9**	**50**	**26/162**	**92.5**
Opponents	**538**	**315**	**3711**	**58.6**	**6.90**	**18**	**3.3**	**20**	**3.7**	**65t**	**45/311**	**75.3**

2005 FINAL STATISTICS (10-6)

HEAD COACH: BILL BELICHICK • AFC EAST DIVISION CHAMPIONS • HOME STADIUM: GILLETTE STADIUM

Date	W/L	Score		Opp.	Att.
9/08	W	30-20		Oakland	68,756
9/18	L	17-27	at	Carolina	73,528
9/25	W	23-20	at	Pittsburgh	64,868
10/02	L	17-41		San Diego	68,756
10/09	W	31-28	at	Atlanta	71,079
10/16	L	20-28	at	Denver	76,571
				BYE WEEK	
10/30	W	21-16		Buffalo	68,756
11/07	L	21-40		Indianapolis	68,756
11/13	W	23-16	at	Miami	73,405
11/20	W	24-17		New Orleans	68,756
11/27	L	16-26	at	Kansas City	78,025
12/04	W	16-3		N.Y. Jets	68,756
12/11	W	35-7	at	Buffalo	71,810
12/17	W	28-0		Tampa Bay	68,756
12/26	W	31-21	at	N.Y. Jets	77,569
1/01	L	26-28		Miami	68,756
AFC PLAYOFFS					
1/07	W	28-3		Jacksonville	68,756
1/14	L	13-27	at	Denver	76,238

TEAM STATISTICS	PATS	OPP
TOTAL FIRST DOWNS	**334**	**306**
Rushing	101	94
Passing	204	179
Penalty	29	33
3rd Down: Made/Att	93/221	92/219
3rd Down Pct.	42.1	42.0
4th Down: Made/Att	13/17	3/9
4th Down Pct.	76.5	33.3
POSSESSION AVG.	**30:19**	**29:41**
TOTAL NET YARDS	**5632**	**5283**
Avg. Per Game	352.0	330.2
Total Plays	1031	997
Avg. Per Play	5.5	5.3
NET YARDS RUSHING	**1512**	**1580**
Avg. Per Game	94.5	98.8
Total Rushes	439	437
NET YARDS PASSING	**4120**	**3703**
Avg. Per Game	257.5	231.4
Sacked/Yards Lost	28/202	33/223
Gross Yards	4322	3926
Att./Completions	564/352	527/296
Completion Pct.	62.4	56.2
Had Intercepted	15	10
PUNTS/AVERAGE	**77/44.6**	**81/43.7**
NET PUNTING AVG.	**77/38.3**	**81/37.8**
PENALTIES/YARDS	**110/921**	**132/1068**
FUMBLES/BALL LOST	**19/9**	**13/8**
TOUCHDOWNS	**46**	**38**
Rushing	16	11
Passing	28	25
Returns	2	2

SCORE BY PERIODS	1	2	3	4	OT	TOTAL
Patriots	**90**	**74**	**97**	**118**	**0**	**379**
Opponents	**55**	**117**	**56**	**110**	**0**	**338**

SCORING	TD	Ru	Pa	Rt	PAT	FG	S	TP
Vinatieri	0	0	0	0	40/41	20/25	0	100
Dillon	13	12	1	0			0	78
Branch	5	0	5	0			0	30
Watson	4	0	4	0			0	24
Vrabel	4	0	3	1			0	24
Pass	3	3	0	0			0	18
Dwight	3	0	3	0			0	18
Graham	3	0	3	0			0	18
Givens	2	0	2	0			0	12
Fauria	2	0	2	0			0	12
T. Brown	2	0	2	0			0	12
Brady	1	1	0	0			0	6
Ashworth	1	0	1	0			0	6
Sanders	1	0	0	1			0	6
Johnson	1	0	1	0			0	6
A. Davis	1	0	1	0			0	6
Evans	0	0	0	0			1	2
Flutie	0	0	0	0	1/1	0/0	0	1
Patriots	**46**	**16**	**28**	**2**	**41/42**	**20/25**	**1**	**379**
Opponents	**38**	**11**	**25**	**2**	**34/34**	**24/30**	**1**	**338**

2-Pt. Conversions: Patriots 1-4 (Evans), Opponents 1-4

RUSHING	NO	YDS	AVG	LG	TD
Dillon	209	733	3.5	29	12
Pass	54	245	4.5	31	3
Evans	51	192	3.8	21	0
Faulk	51	145	2.8	13	0
Brady	27	89	3.3	15	1
Cloud	23	59	2.6	15	0
Zereoue	7	14	2.0	12	0
Givens	2	13	6.5	9	0
Cassel	6	12	2.0	9	0
Dwight	4	11	2.8	12	0
Flutie	5	-1	-0.2	2	0
Patriots	**439**	**1512**	**3.4**	**31**	**16**
Opponents	**437**	**1580**	**3.6**	**68**	**11**

RECEIVING	NO	YDS	AVG	LG	TD
Branch	78	998	12.8	51	5
Givens	59	738	12.5	40	2
T.Brown	39	466	11.9	71	2
Watson	29	441	15.2	35	4
Faulk	29	260	9.0	23	0
Pass	22	227	10.3	39	0
Dillon	22	181	8.2	25	1
Dwight	19	332	17.5	59	3
Graham	16	235	14.7	45t	3
Evans	10	88	8.8	19	0
A.Davis	9	190	21.1	60t	1
Fauria	8	57	7.1	18	2
Johnson	4	67	16.8	55t	1
Childress	3	32	10.7	21	0
Vrabel	3	4	1.3	2t	3
Zereoue	1	5	5.0	5	0
Ashworth	1	1	1.0	1t	1
Patriots	**352**	**4322**	**12.3**	**71**	**28**
Opponents	**296**	**3926**	**13.3**	**85t**	**25**

INTERCEPTIONS	NO	YDS	AVG	LG	TD
Samuel	3	15	5.0	15	0
Hobbs	3	8	2.7	8	0
Vrabel	2	23	11.5	24t	1
Sanders	1	39	39.0	39t	1
Wilson	1	0	0.0	0	0
Patriots	**10**	**85**	**8.5**	**39t**	**2**
Opponents	**15**	**188**	**12.5**	**74t**	**2**

PUNTING	NO	YDS	AVG	NET	TB	IN20	LG	BLK
J. Miller	76	3431	45.1	38.3	4	22	59	1
Patriots	**76**	**3431**	**44.6**	**38.3**	**4**	**22**	**59**	**1**
Opponents	**81**	**3537**	**43.7**	**37.8**	**8**	**27**	**68**	**0**

PUNT RETURNS	NO	FC	YDS	AVG	LG	TD
Dwight	32	13	273	8.5	29	0
T.Brown	7	5	30	4.3	7	0
Johnson	1	0	11	11.0	11	0
Patriots	**40**	**18**	**314**	**7.9**	**29**	**0**
Opponents	**42**	**14**	**405**	**9.6**	**76**	**0**

SACKS: Colvin 7.0, McGinest 6.0, Vrabel 4.5, Seymour 4.0, Green 2.5, Bruschi 2.0, Warren 1.5, Poteat 1.0, Chatham 1.0, Beisel 1.0, Hawkins 1.0, Klecko 0.5, Wilfork 0.5, Banta-Cain 0.5; Patriots 33.0, Opponents 28.0.

KICK RETURNS	NO	YDS	AVG	LG	TD
Johnson	31	694	22.4	54	0
Hobbs	15	361	24.1	37	0
Dwight	10	250	25.0	38	0
Faulk	4	81	20.3	26	0
A.Davis	3	108	36.0	65	0
Pass	2	31	15.5	21	0
Cloud	1	15	15.0	15	0
Banta-Cain	1	14	14.0	14	0
Watson	1	1	1.0	1	0
Stone	1	0	0.0	0	0
Izzo	1	0	0.0	0	0
Patriots	**70**	**1555**	**22.2**	**65**	**0**
Opponents	**68**	**1487**	**21.9**	**46**	**0**

FIELD GOALS	1-19	20-29	30-39	40-49	50+
Vinatieri	0/0	7/7	9/10	4/6	0/2
Patriots	**0/0**	**7/7**	**9/10**	**4/6**	**0/2**
Opponents	**0/0**	**6/6**	**9/12**	**6/8**	**3/4**

Vinatieri: (26G) (45G) (53N,48G,35G,43G) (37N,24G) (29G) (39G,53N,38G) (44N) ( ) (35G,32G,33G) (37G) (29G) (45N,21G,34G,22G) () () (26G) (49G,33G).

OPPONENTS: (26G) (45G) (53N,48G,35G,43G) (37N,24G) (29G) (39G,53N,38G) (44N) () (35G,32G,33G) (37G) (29G) (45N,21G,34G,22G) () () (26G) (49G,33G).

STARTERS:

OFFENSE: WR Deion Branch (15); LT Nick Kaczur (11), Matt Light (3), Tom Ashworth (2); LG Logan Mankins (16); C Dan Koppen (9), Russ Hochstein (7); RG Stephen Neal (16); RT Brandon Gorin (8) Tom Ashworth (8); TE Daniel Graham (9), Christian Fauria (5), Benjamin Watson (2); WR David Givens (10), Andre' Davis (3), Troy Brown (1); QB Tom Brady (16); RB Corey Dillon (10), Patrick Pass (3), Kevin Faulk (2), Heath Evans (1); FB Patrick Pass (1); 3rd WR Bethel Johnson (1), Tim Dwight (1), Troy Brown (2), Andre' Davis (1); 2nd TE Benjamin Watson (7), Christian Fauria (4); 3rd TE Christian Fauria (1), Tom Ashworth (1).

DEFENSE: LE Ty Warren (16); NT/DT Vince Wilfork (16); RE/DT Richard Seymour (12), Jarvis Green (4); OLB/DE Willie McGinest (11), Mike Vrabel (4), Jarvis Green (1); ILB/OLB Mike Vrabel (12), Monty Beisel (4); ILB/MLB Tedy Bruschi (9), Chad Brown (5), Monty Beisel (2); OLB Rosevelt Colvin (11), Willie McGinest (5); LCB Asante Samuel (15), Hank Poteat (1); RCB Ellis Hobbs (8), Duane Starks (6), Tyrone Poole (1), Randall Gay (1); SS Artrell Hawkins (4), Rodney Harrison (3), Michael Stone (3), Guss Scott (2), James Sanders (2), Arturo Freeman (1), Randall Gay (1); FS Eugene Wilson (16).

2005 Coaching Staff: Joel Collier, Assistant Secondary; Brian Daboll, Wide Receivers; Ivan Fears, Running Backs; Pepper Johnson, Defensive Line; Eric Mangini, Defensive Coordinator; Pete Mangurian, Tight Ends; Josh McDaniels, Quarterbacks; Harold Nash, Assistant Strength and Conditioning; Matt Patricia, Assistant Offensive Line; Dean Pees, Linebackers; Dante Scarnecchia, Assistant Head Coach/Offensive Line; Brad Seely, Special Teams; Mike Woicik, Strength and Conditioning.

Pro Bowl (2): QB Tom Brady (3), DL Richard Seymour (4).

PASSING	ATT	CMP	YARDS	CMP%	YDS/ATT	TD	TD%	INT	INT%	LG	SK/YDS	RATING
Brady	530	334	4110	63.0	7.75	26	4.9	14	2.6	71	26/188	92.3
Cassel	24	13	183	54.2	7.63	2	8.3	1	4.2	36	1/1	89.4
Flutie	10	5	29	50.0	2.90	0	0.0	0	0.0	13	1/13	56.3
Patriots	**564**	**352**	**4322**	**62.4**	**7.66**	**28**	**5.0**	**15**	**2.7**	**71**	**28/202**	**91.5**
Opponents	**527**	**296**	**3926**	**56.2**	**7.45**	**25**	**4.7**	**10**	**1.9**	**85t**	**33/223**	**87.8**

2006 FINAL STATISTICS (12-4)

HEAD COACH: BILL BELICHICK • AFC EAST DIVISION CHAMPIONS • HOME STADIUM: GILLETTE STADIUM

Date	W/L	Score		Opp.	Att.
9/10	W	19-17		Buffalo	68,756
9/17	W	24-17	at	N.Y. Jets	77,595
9/24	L	7-17		Denver	68,756
10/01	W	38-13	at	Cincinnati	66,035
10/08	W	20-10		Miami	68,756
				BYE WEEK	
10/22	W	28-6	at	Buffalo	72,180
10/30	W	31-7	at	Minnesota	63,819
11/05	L	20-27		Indianapolis	68,756
11/12	L	14-17		N.Y. Jets	68,756
11/19	W	35-0	at	Green Bay	70,753
11/26	W	17-13		Chicago	68,756
12/03	W	28-21		Detroit	68,756
12/10	L	0-21	at	Miami	74,033
12/17	W	40-7		Houston	68,756
12/24	W	24-21	at	Jacksonville	67,164
12/31	W	40-23	at	Tennessee	69,143
AFC PLAYOFFS					
1/07	W	37-16		N.Y. Jets	68,756
1/14	W	24-21	at	San Diego	68,810
1/21	L	34-38	at	Indianapolis	57,433

TEAM STATISTICS	PATS	OPP
TOTAL FIRST DOWNS	**330**	**264**
Rushing	121	67
Passing	181	164
Penalty	28	33
3rd Down: Made/Att	96/226	75/209
3rd Down Pct.	42.5	35.9
4th Down: Made/Att	16/20	3/11
4th Down Pct.	80.0	27.3
POSSESSION AVG.	**31:35**	**28:25**
TOTAL NET YARDS	**5369**	**4710**
Avg. Per Game	**335.6**	**294.4**
Total Plays	1055	950
Avg. Per Play	5.1	5.0
NET YARDS RUSHING	**1969**	**1507**
Avg. Per Game	123.1	94.2
Total Rushes	499	388
NET YARDS PASSING	**3400**	**3203**
Avg. Per Game	212.5	200.2
Sacked/Yards Lost	29/190	44/281
Gross Yards	3590	3484
Attempts/Completions	527/326	518/294
Completion Pct.	61.9	56.8
Had Intercepted	12	22
PUNTS/AVERAGE	**69/41.3**	**79/41.6**
NET PUNTING AVG.	**69/34.6**	**79/34.4**
PENALTIES/YARDS	**98/940**	**102/918**
FUMBLES/BALL LOST	**27/15**	**24/13**
TOUCHDOWNS	**46**	**24**
Rushing	20	11
Passing	25	10
Returns	1	3

SCORE BY PERIODS	1	2	3	4	OT	TOTAL
Patriots	**74**	**128**	**73**	**110**	**0**	**385**
Opponents	**32**	**74**	**80**	**51**	**0**	**237**

SCORING	TD	Ru	Pa	Rt	PAT	FG	S	TP
Gostkowski	0	0	0	0	43/44	20/26	0	103
Dillon	13	13	0	0			0	78
Maroney	7	6	1	0			0	42
Caldwell	4	0	4	0			0	26
Brown	4	0	4	0			0	26
Faulk	3	1	2	0			0	18
Jackson	3	0	3	0			0	18
Watson	3	0	3	0			0	18
Gabriel	3	0	3	0			0	18
Graham	2	0	2	0			0	12
Gaffney	1	0	1	0			0	6
Thomas	1	0	1	0			0	6
Hobbs	1	0	0	1			0	6
Evans	1	0	1	0			0	6
Warren	0	0	0	0			1	2
Patriots	**46**	**20**	**25**	**1**	**43/44**	**20/26**	**1**	**385**
Opponents	**24**	**11**	**10**	**3**	**23/23**	**22/30**	**1**	**237**

2-Pt. Conversions: Patriots 2-2 (Brown, Caldwell), Opponents 1-4.

RUSHING	NO	YDS	AVG	LG	TD
Dillon	199	812	4.1	50	13
Maroney	175	745	4.3	41	6
Faulk	25	123	4.9	11t	1
Evans	27	117	4.3	35	0
Brady	49	102	2.1	22	0
Jackson	4	22	5.5	14	0
Pass	6	21	3.5	6	0
Brown	2	18	9.0	16	0
Kight	1	8	8.0	8	0
Caldwell	1	5	5.0	5	0
Cassel	2	4	2.0	5	0
Testaverde	8	-8	-1.0	-1	0
Patriots	**499**	**1969**	**3.9**	**50**	**20**
Opponents	**388**	**1507**	**3.9**	**74t**	**11**

RECEIVING	NO	YDS	AVG	LG	TD
Caldwell	61	760	12.5	62t	4
Watson	49	643	13.1	40	3
Brown	43	384	8.9	23	4
Faulk	43	356	8.3	43t	2
Gabriel	25	344	13.8	45	3
Maroney	22	194	8.8	31	1
Graham	21	235	11.2	29	2
Dillon	15	147	9.8	52	0
Jackson	13	152	11.7	35t	3
Thomas	11	159	14.5	36	1
Gaffney	11	142	12.9	33	1
Evans	7	34	4.9	11	1
Pass	2	24	12.0	16	0
Childress	2	7	3.5	5	0
Kight	1	9	9.0	9	0
Patriots	**326**	**3590**	**11**	**62t**	**25**
Opponents	**294**	**3484**	**11.9**	**83t**	**10**

INTERCEPTIONS	NO	YDS	AVG	LG	TD
Samuel	10	120	12.0	33	0
Vrabel	3	0	0.0	2	0
Hobbs	2	79	39.5	70	0
Scott	2	32	16.0	32	0
Sanders	1	21	21.0	21	0
Bruschi	1	8	8.0	8	0
Harrison	1	2	2.0	2	0
Hawkins	1	0	0.0	0	0
Seymour	1	0	0.0	0	0
Patriots	**22**	**262**	**11.9**	**70**	**0**
Opponents	**12**	**72**	**6.0**	**38**	**0**

PUNTING	NO	YDS	AVG	NET	TB	IN20	LG	BLK
Miller	43	1848	43.0	35.8	7	12	62	0
Walter	16	591	36.9	33.7	0	5	47	0
Sauerbrun	10	408	40.8	30.7	0	2	58	0
Patriots	**69**	**2847**	**41.3**	**34.6**	**7**	**19**	**62**	**0**
Opponents	**79**	**3283**	**41.6**	**34.4**	**7**	**27**	**61**	**0**

PUNT RETURNS	NO	FC	YDS	AVG	LG	TD
Faulk	31	5	330	10.6	43	0
Jackson	3	0	76	25.3	39	0
Brown	2	9	16	8.0	12	0
Patriots	**36**	**14**	**422**	**11.7**	**43**	**0**
Opponents	**29**	**15**	**322**	**11.1**	**81t**	**2**

SACKS: Colvin 8.5, Green 7.5, Warren 7.5, Banta-Cain 5.5, Vrabel 4.5, Seymour 4.0, Bruschi 1.5, Harrison 1.0, Sanders 1.0, Seau 1.0, Wilfork 1.0; Patriots 44.0, Opponents 29.0.

KICK RETURNS	NO	YDS	AVG	LG	TD
Maroney	28	783	28.0	77	0
Faulk	17	364	21.4	31	0
Hobbs	10	360	36.0	93t	1
Banta-Cain	2	25	12.5	16	0
Jackson	1	21	21.0	21	0
Patriots	**58**	**1553**	**26.8**	**93t**	**1**
Opponents	**68**	**1547**	**22.8**	**70**	**0**

FIELD GOALS	1-19	20-29	30-39	40-49	50+
Gostkowski	0/0	10/11	7/10	2/4	1/1
Patriots	**0/0**	**10/11**	**7/10**	**2/4**	**1/1**
Opponents	**0/0**	**7/8**	**6/7**	**8/12**	**1/3**

Gostkowski: (32G) (20G,29B) (37B) (48N,24G) (35G,31G) ( ) (23G) (49G,36N,26G) (31G,21G) ( ) (52G) (25G,27G) ( ) (36G,32G,31G,21G) (48G,49N) (28G,26G,33N).

OPPONENTS: (53G) (42G) (23G) (40G,45G) (40B,40G,50N) (40G,46G) ( ) (23G,37N,31G,46N) (34G) (44N) (45B,46G,32G) (29G,38G,49G,26G) (35G,33G) ( ) (53N) (25G,23N,27G,27G).

STARTERS:

OFFENSE: WR Reche Caldwell (14), Chad Jackson (1); LT Matt Light (16); LG Logan Mankins (16); C Dan Koppen (16); RG Stephen Neal (13), Billy Yates (3); RT Nick Kaczur (9), Ryan O'Callaghan (6), Wesley Britt (1); TE Benjamin Watson (13), Daniel Graham (2), David Thomas (1); WR Troy Brown (9), Doug Gabriel (4), Jabar Gaffney (2); QB Tom Brady (16); RB Corey Dillon (13), Kevin Faulk (1); 2nd TE Daniel Graham (9), David Thomas (1); 3rd TE David Thomas (1); 3rd WR Jabar Gaffney (4); 4th WR Doug Gabriel (1), Kelvin Kight (1); FB Heath Evans (3).

DEFENSE: LE: Ty Warren (15), Jarvis Green (1); NT/LDT Vince Wilfork (13), Mike Wright (3); RE/RDT Richard Seymour (14), Mike Wright (1), Jarvis Green (1); RE/OLB Rosevelt Colvin (8), Tully Banta-Cain (5), Jarvis Green (2), Richard Seymour (1); ILB Tedy Bruschi (14), Mike Vrabel (2); ILB/OLB Junior Seau (10), Mike Vrabel (6); OLB Mike Vrabel (8), Rosevelt Colvin (7); LCB Chad Scott (6), Asante Samuel (6), Ellis Hobbs (4); RCB Asante Samuel (9), Ellis Hobbs (5), Chad Scott (2); SS Rodney Harrison (10), James Sanders (5), Chad Scott (1); FS Artrell Hawkins (12), Eugene Wilson (4); 5th Defensive Back Hank Poteat (1).

2006: Coaching Staff: Joel Collier, Secondary; Brian Daboll, Wide Receivers; Ivan Fears, Running Backs; Pepper Johnson, Defensive Line; Pete Mangurian, Tight Ends; Josh McDaniels, Offensive Coordinator/Quarterbacks; Harold Nash, Assistant Strength and Conditioning; Matt Patricia, Linebackers; Dean Pees, Defensive Coordinator; Dante Scarnecchia, Assistant Head Coach/Offensive Line; Brad Seely, Special Teams; Mike Woicik, Strength and Conditioning.

Pro Bowl (2): DL Richard Seymour (5), T Matt Light (1).

PASSING	ATT	CMP	YARDS	CMP%	YDS/ATT	TD	TD%	INT	INT%	LG	SK/YDS	RATING
Brady	516	319	3529	61.8	6.8	24	4.7	12	2.3	62t	26/175	87.9
Cassel	8	5	32	62.5	4.0	0	0.0	0	0.0	10	3/15	70.8
Testaverde	3	2	29	66.7	9.7	1	33.3	0	0.0	23	0/0	137.5
Patriots	**527**	**326**	**3590**	**61.9**	**6.8**	**25**	**4.7**	**12**	**2.3**	**62t**	**29/190**	**88.4**
Opponents	**518**	**294**	**3484**	**56.8**	**6.7**	**10**	**1.9**	**22**	**4.2**	**83t**	**44/281**	**66.1**

2007 FINAL STATISTICS (16-0)

HEAD COACH: BILL BELICHICK • AFC EAST DIVISION CHAMPIONS • HOME STADIUM: GILLETTE STADIUM

Date	W/L	Score		Opp.	Att.
9/09	W	38-14	at	N.Y. Jets	77,900
9/16	W	38-14		San Diego	68,756
9/23	W	38-7		Buffalo	68,756
10/01	W	34-13	at	Cincinnati	66,113
10/07	W	34-17		Cleveland	68,756
10/14	W	48-27	at	Dallas	63,984
10/21	W	49-28	at	Miami	71,951
10/28	W	52-7		Washington	68,756
11/04	W	24-20	at	Indianapolis	57,540
				BYE WEEK	
11/18	W	56-10	at	Buffalo	71,338
11/25	W	31-28		Philadelphia	68,756
12/03	W	27-24	at	Baltimore	71,382
12/09	W	34-13		Pittsburgh	68,756
12/16	W	20-10		N.Y. Jets	68,756
12/23	W	28-7		Miami	68,756
12/29	W	38-35	at	N.Y. Giants	79,110
AFC PLAYOFFS					
1/12	W	31-20		Jacksonville	68,756
1/20	W	21-12		San Diego	68,756
SUPER BOWL XLII (at Glendale, Ariz.)					
2/03	L	14-17		N.Y. Giants	71,101

TEAM STATISTICS	PATS	OPP
TOTAL FIRST DOWNS	**393**	**278**
Rushing	124	91
Passing	243	172
Penalty	26	15
3rd Down: Made/Att	92/191	63/187
3rd Down Pct.	48.2	33.7
4th Down: Made/Att	15/21	11/20
4th Down Pct.	71.4	55.0
POSSESSION AVG.	**32:33**	**27:27**
TOTAL NET YARDS	**6580**	**4613**
Avg. Per Game	411.3	288.3
Total Plays	1058	933
Avg. Per Play	6.2	4.9
NET YARDS RUSHING	**1849**	**1572**
Avg. Per Game	115.6	98.3
Total Rushes	451	360
NET YARDS PASSING	**4731**	**3041**
Avg. Per Game	295.7	190.1
Sacked/Yards Lost	21/128	47/340
Gross Yards	4859	3381
Att./Completions	586/403	526/314
Completion Pct.	68.8	59.7
Had Intercepted	9	19
PUNTS/AVERAGE	**45/40.5**	**76/43.4**
NET PUNTING AVG.	**45/36.1**	**76/36.9**
PENALTIES/YARDS	**78/690**	**96/764**
FUMBLES/BALL LOST	**14/6**	**25/12**
TOUCHDOWNS	**75**	**34**
Rushing	17	7
Passing	50	23
Returns	8	4

SCORE BY PERIODS	1	2	3	4	OT	TOTAL
Patriots	**134**	**199**	**104**	**152**	**0**	**589**
Opponents	**41**	**96**	**58**	**79**	**0**	**274**

SCORING	TD	Ru	Pa	Rt	PAT	FG	S	TP
Moss	23	0	23	0			0	138
Gostkowski	0	0	0	0	74/74	21/24	0	137
Welker	8	0	8	0			0	48
Maroney	6	6	0	0			0	38
Watson	6	0	6	0			0	36
Gaffney	5	0	5	0			0	30
Evans	3	3	0	0			0	18
Morris	3	3	0	0			0	18
Stallworth	3	0	3	0			0	18
K. Brady	2	0	2	0			0	12
T. Brady	2	2	0	0			0	12
Eckel	2	2	0	0			0	12
Hobbs	2	0	0	2			0	12
Vrabel	2	0	2	0			0	12
Andrews	1	0	0	1			0	6
Cassel	1	1	0	0			0	6
Colvin	1	0	0	1			0	6
Faulk	1	0	1	0			0	6
Gay	1	0	0	1			0	6
Samuel	1	0	0	1			0	6
A. Thomas	1	0	0	1			0	6
Wilson	1	0	0	1			0	6
Patriots	**75**	**17**	**50**	**8**	**74/74**	**21/24**	**0**	**589**
Opponents	**34**	**7**	**23**	**4**	**34/34**	**12/14**	**0**	**274**

2-Pt. Conversions: Patriots 1-1 (Maroney), Opponents 0-0.

RUSHING	NO	YDS	AVG	LG	TD
Maroney	185	835	4.5	59t	6
Morris	85	384	4.5	49	3
Faulk	62	265	4.3	14	0
Evans	34	121	3.6	11	3
T. Brady	37	98	2.6	19	2
Eckel	33	90	2.7	14	2
Welker	4	34	8.5	27	0
Cassel	4	12	3.0	15t	1
Stallworth	1	12	12.0	12	0
Watson	1	11	11.0	11	0
Gutierrez	5	-13	-2.6	-1	0
Patriots	**451**	**1849**	**4.1**	**59t**	**17**
Opponents	**360**	**1572**	**4.4**	**49**	**7**

RECEIVING	NO	YDS	AVG	LG	TD
Welker	112	1175	10.5	42	8
Moss	98	1493	15.2	65t	23
Faulk	47	383	8.1	23	1
Stallworth	46	697	15.2	69t	3
Gaffney	36	449	12.5	56t	5
Watson	36	389	10.8	35	6
K. Brady	9	70	7.8	20	2
Morris	6	35	5.8	18	0
Maroney	4	116	29.0	43	0
Evans	4	43	10.8	29	0
Vrabel	2	3	1.5	2t	2
D. Thomas	1	9	9.0	9	0
Eckel	1	6	6.0	6	0
Mankins	1	-9	-9.0	-9	0
Patriots	**403**	**4859**	**12.1**	**69t**	**50**
Opponents	**314**	**3381**	**10.8**	**73t**	**23**

INTERCEPTIONS	NO	YDS	AVG	LG	TD
Samuel	6	89	14.8	42	1
Gay	3	52	17.3	31	0
Seau	3	28	9.3	23	0
Sanders	2	43	21.5	42	0
A. Thomas	1	65	65.0	65t	1
Wilson	1	5	5.0	5t	1
Colvin	1	4	4.0	4	0
Harrison	1	2	2.0	2	0
Hobbs	1	0	0.0	0	0
Patriots	**19**	**288**	**15.2**	**65t**	**3**
Opponents	**9**	**131**	**14.6**	**36t**	**1**

PUNTING	NO	YDS	AVG	NET	TB	IN20	LG	BLK
Hanson	44	1821	41.4	36.1	6	13	64	1
Patriots	**45**	**1821**	**40.5**	**36.1**	**6**	**13**	**64**	**1**
Opponents	**76**	**3297**	**43.4**	**36.9**	**9**	**16**	**75**	**1**

PUNT RETURNS	NO	FC	YDS	AVG	LG	TD
Welker	25	7	249	10.0	35	0
T. Brown	6	2	55	9.2	28	0
C. Jackson	2	0	7	3.5	6	0
Faulk	0	9	0	---	---	0
Patriots	**33**	**18**	**311**	**9.4**	**35**	**0**
Opponents	**14**	**8**	**75**	**5.4**	**33**	**0**

SACKS: Vrabel 12.5, Green 6.5, A. Thomas 6.5, Colvin 4, Warren 4, Seau 3.5, Bruschi 2, Harrison 2, Wilfork 2, Seymour 1.5, Hobbs 1, (group) 1, Wright 0.5.
Patriots 47.0, Opponents 21.0.

KICK RETURNS	NO	YDS	AVG	LG	TD
Hobbs	35	911	26.0	108t	1
Welker	7	176	25.1	33	0
C. Jackson	5	85	17.0	39	0
Andrews	4	149	37.3	77t	1
Faulk	2	47	23.5	27	0
Evans	1	13	13.0	13	0
Vrabel	1	3	3.0	3	0
Patriots	**55**	**1384**	**25.2**	**108t**	**2**
Opponents	**92**	**2030**	**22.1**	**74t**	**1**

FIELD GOALS	1-19	20-29	30-39	40-49	50+
Gostkowski	0/0	10/10	8/9	3/5	0/0
Patriots	**0/0**	**10/10**	**8/9**	**3/5**	**0/0**
Opponents	**0/0**	**5/5**	**2/3**	**4/4**	**1/2**

Gostkowski: (22G) (41N,24G)(24G) (31G,36G) (20G, 25G) (45G,22G) () (36G) (34G) () (23G,32N) (21G,38G) (48N,42G,28G) (26G,34G) () (37G,45G,37G).

OPPONENTS: () () () (40G,48G) (42G) (38G,23G) () () (50N,21G,25G) (52G) () (29G) (23G,44G) (33G,35N) () ().

STARTERS:

OFFENSE: WR Randy Moss (16); LT Matt Light (16); LG Logan Mankins (16); C Dan Koppen (15), Russ Hochstein (1); RG Stephen Neal (8), Russ Hochstein (7), Billy Yates (1); RT Nick Kaczur (15), Ryan O'Callaghan (1); TE Benjamin Watson (8), Kyle Brady (5); WR Wes Welker (13), Donte Stallworth (1), Jabar Gaffney (1); QB Tom Brady (16); RB Kevin Faulk (8), Laurence Maroney (6), Sammy Morris (2); 2nd TE Kyle Brady (4), Wesley Britt (1); 3rd WR Donte Stallworth (8), Jabar Gaffney (6); FB Heath Evans (1).

DEFENSE: LE: Ty Warren (16); NT/DT Vince Wilfork (16); RE/DT Richard Seymour (8), Jarvis Green (7), Mike Wright (1); RE/OLB Rosevelt Colvin (9), Jarvis Green (3), Adalius Thomas (4); ILB Tedy Bruschi (16); ILB/OLB Adalius Thomas (11), Junior Seau (4), Rodney Harrison (1); OLB Mike Vrabel (15), Rosevelt Colvin (1); LCB Asante Samuel (14), Randall Gay (2); RCB Ellis Hobbs (16); SS Rodney Harrison (10), James Sanders (6); FS James Sanders (9), Eugene Wilson (6), Randall Gay (1).

2007 Coaching Staff: Nick Caserio, Wide Receivers; Joel Collier, Secondary; Don Davis, Assistant Strength and Conditioning; Ivan Fears, Running Backs; Pepper Johnson, Defensive Line; Pete Mangurian, Tight Ends; Josh McDaniels, Offensive Coordinator/Quarterbacks; Harold Nash, Assistant Strength and Conditioning; Matt Patricia, Linebackers; Dean Pees, Defensive Coordinator; Dante Scarnecchia, Assistant Head Coach/Offensive Line; Brad Seely, Special Teams; Mike Woicik, Strength and Conditioning.

Pro Bowl (8): QB Tom Brady (4), C Dan Koppen (1), T Matt Light (2), G Logan Mankins (1), WR Randy Moss (6), CB Asante Samuel (1), LB Mike Vrabel (1), NT Vince Wilfork (1).

RESULTS

PASSING	ATT	CMP	YARDS	CMP%	YDS/ATT	TD	TD%	INT	INT%	LG	SK/YDS	RATING
T. Brady	578	398	4806	68.9	8.31	50	8.7	8	1.4	69t	21/128	117.2
Cassel	7	4	38	57.1	5.43	0	0.0	1	14.3	21	0/0	32.7
Gutierrez	1	1	15	100.0	15.00	0	0.0	0	0.0	15	0/0	118.8
Patriots	**586**	**403**	**4859**	**68.8**	**8.29**	**50**	**8.5**	**9**	**1.5**	**69t**	**21/128**	**116.0**
Opponents	**526**	**314**	**3381**	**59.7**	**6.43**	**23**	**4.4**	**19**	**3.6**	**73t**	**47/340**	**78.1**

2008 FINAL STATISTICS (11-5)

HEAD COACH: BILL BELICHICK • SECOND IN AFC EAST • HOME STADIUM: GILLETTE STADIUM

Date	W/L	Score		Opp.	Att.
9/07	W	17-10		Kansas City	68,756
9/14	W	19-10	at	N.Y. Jets	78,554
9/21	L	13-38		Miami	68,756
				BYE WEEK	
10/05	W	30-21	at	San Francisco	67,650
10/12	L	10-30	at	San Diego	68,704
10/20	W	41-7		Denver	68,756
10/26	W	23-16		St. Louis	68,756
11/02	L	15-18	at	Indianapolis	66,508
11/09	W	20-10		Buffalo	68,756
11/13	L	31-34		N.Y. Jets OT	68,756
11/23	W	48-28	at	Miami	67,146
11/30	L	10-33		Pittsburgh	68,756
12/07	W	24-21	at	Seattle	68,077
12/14	W	49-26	at	Oakland	62,179
12/21	W	47-7		Arizona	68,756
12/28	W	13-0	at	Buffalo	71,282

TEAM STATISTICS	PATS	OPP
TOTAL FIRST DOWNS	**356**	**268**
Rushing	145	78
Passing	186	176
Penalty	25	14
3rd Down: Made/Att	96/222	91/205
3rd Down Pct.	43.2	44.4
4th Down: Made/Att	17/22	2/10
4th Down Pct.	77.3	20.0
POSSESSION AVG.	**32:09**	**27:51**
TOTAL NET YARDS	**5847**	**4944**
Avg. Per Game	365.4	309.0
Total Plays	1095	920
Avg. Per Play	5.3	5.4
NET YARDS RUSHING	**2278**	**1722**
Avg. Per Game	142.4	107.6
Total Rushes	513	415
NET YARDS PASSING	**3569**	**3222**
Avg. Per Game	223.1	201.4
Sacked/Yards Lost	48/221	31/239
Gross Yards	3790	3461
Attempts/Completions	534/339	474/288
Completion Pct.	63.5	60.8
Had Intercepted	11	14
PUNTS/AVERAGE	**50/44.0**	**75/43.0**
NET PUNTING AVG.	**36.8**	**36.2**
PENALTIES/YARDS	**57/501**	**81/636**
FUMBLES/BALL LOST	**17/10**	**17/8**
TOUCHDOWNS	**43**	**37**
Rushing	21	8
Passing	21	27
Returns	1	2

SCORE BY PERIODS	1	2	3	4	OT	TOTAL
Patriots	**84**	**123**	**106**	**97**	**0**	**410**
Opponents	**75**	**79**	**61**	**91**	**3**	**309**

SCORING	TD	Ru	Pa	Rt	PAT	FG	S	TP
Gostkowski	0	0	0	0	40/40	36/40	0	148
Moss	11	0	11	0	0/0	0/0	0	66
Morris	7	7	0	0	0/0	0/0	0	42
Faulk	6	3	3	0	0/0	0/0	0	36
Green-Ellis	5	5	0	0	0/0	0/0	0	30
Jordan	4	4	0	0	0/0	0/0	0	24
Welker	3	0	3	0	0/0	0/0	0	20
Gaffney	2	0	2	0	0/0	0/0	0	14
Watson	2	0	2	0	0/0	0/0	0	12
Cassel	2	2	0	0	0/0	0/0	0	12
Hobbs	1	0	0	1	0/0	0/0	0	6
Patriots	**43**	**21**	**21**	**1**	**40/40**	**36/40**	**0**	**410**
Opponents	**37**	**8**	**27**	**2**	**34/35**	**17/21**	**1**	**309**

2-Pt. Conversions: Patriots 2-3 (Gaffney, Welker), Opponents: 1-2.

RUSHING	NO	YDS	AVG	LG	TD
Morris	156	727	4.7	35	7
Faulk	83	507	6.1	41	3
Jordan	80	363	4.5	49t	4
Green-Ellis	74	275	3.7	15	5
Cassel	73	270	3.7	19	2
Maroney	28	93	3.3	17	0
Welker	3	26	8.7	19	0
Evans	11	23	2.1	4	0
Moss	2	0	0.0	2	0
O'Connell	3	-6	-2.0	-2	0
Patriots	**513**	**2278**	**4.4**	**49t**	**21**
Opponents	**415**	**1722**	**4.1**	**62t**	**8**

RECEIVING	NO	YDS	AVG	LG	TD
Welker	111	1165	10.5	64	3
Moss	69	1008	14.6	76t	11
Faulk	58	486	8.4	22	3
Gaffney	38	468	12.3	37	2
Watson	22	209	9.5	29	2
Morris	17	161	9.5	42	0
D.Thomas	9	93	10.3	18	0
Aiken	8	101	12.6	43	0
Evans	3	59	19.7	28	0
Green-Ellis	3	37	12.3	20	0
Washington	1	3	3.0	3	0
Patriots	**339**	**3790**	**11.2**	**76t**	**21**
Opponents	**288**	**3461**	**12.0**	**78t**	**27**

INTERCEPTIONS	NO	YDS	AVG	LG	TD
Meriweather	4	25	6.3	19	0
O'Neal	3	49	16.3	47	0
Hobbs	3	0	0.0	4	0
Wilhite	1	16	16.0	16	0
J.Sanders	1	9	9.0	9	0
Vrabel	1	5	5.0	5	0
Harrison	1	0	0.0	0	0
Patriots	**14**	**104**	**7.4**	**47**	**0**
Opponents	**11**	**186**	**16.9**	**89**	**0**

PUNTING	NO	YDS	AVG	NET	TB	IN20	LG	BLK
Hanson	49	2143	43.7	36.4	10	19	70	0
Cassel	1	57	57.0	57.0	0	1	57	0
Patriots	**50**	**2200**	**44.0**	**36.8**	**10**	**20**	**70**	**0**
Opponents	**75**	**3228**	**43.0**	**36.2**	**7**	**20**	**82**	**0**

PUNT RETURNS	NO	FC	YDS	AVG	LG	TD
Welker	24	6	237	9.9	44	0
Faulk	10	9	132	13.2	24	0
O'Neal	2	1	2	1.0	2	0
Patriots	**36**	**16**	**371**	**10.3**	**44**	**0**
Opponents	**11**	**13**	**158**	**14.4**	**30**	**0**

KICK RETURNS	NO	YDS	AVG	LG	TD
Hobbs	45	1281	28.5	95t	1
Slater	11	155	14.1	31	0
Morris	2	37	18.5	24	0
Faulk	2	36	18.0	25	0
Neal	1	27	27.0	27	0
Welker	1	26	26.0	26	0
Patriots	**62**	**1562**	**25.2**	**95t**	**1**
Opponents	**75**	**1672**	**22.3**	**92t**	**2**

SACKS: Seymour 8.0, A.Thomas 5.0, Vrabel 4.0, Wright 2.5, Meriweather 2.0, Wilfork 2.0, Green 2.0, Warren 2.0, Hobbs 1.5, Woods 1.0; Patriots 31.0, Opponents 48.0.

FIELD GOALS	1-19	20-29	30-39	40-49	50+
Gostkowski	0/0	10/12	16/16	9/11	1/1
Patriots	**0/0**	**10/12**	**16/16**	**9/11**	**1/1**
Opponents	**0/0**	**10/10**	**3/4**	**3/6**	**1/1**

Gostkowski: (37G) (21G,37G,28G,27G) (37G,44G) (35G,40G,49G) (48N,47G) (31G,40G) (30G,27G,41G) (29G,35G,25G) (32G,49N,37G) (42G,31G,47G) (30G,30G) (29G,27N) (50G,42G,27G) () (38G,35G,24G,30G) (33G,26N,23G).

OPPONENTS: (40G) (31N,21G) (39G) () (25G,44N,35G,23G) () (20G,44G,25G) (52G) (25G) (22G,34G) () (20G,25G,20G,40N,45G) () () () (47N).

STARTERS:

OFFENSE: WR Randy Moss (16); LT Matt Light (16); LG Logan Mankins (16); C Dan Koppen (16); RG Stephen Neal (9), Billy Yates (7); RT Nick Kaczur (14), Mark LeVoir (2); TE Benjamin Watson (9), David Thomas (5); WR Wes Welker (14); QB Matt Cassel (15), Tom Brady (1); RB Sammy Morris (7), Kevin Faulk (3), BenJarvus Green-Ellis (3), Laurence Maroney (3); 2nd TE David Thomas (5); 3rd WR Jabar Gaffney (7); 4th WR Sam Aiken (2); FB Heath Evans (4), Russ Hochstein (2).

DEFENSE: LE Ty Warren (13), Mike Wright (2), Jarvis Green (1); NT/DT Vince Wilfork (16); RE/DT Richard Seymour (15), Jarvis Green (1); RE/OLB Adalius Thomas (8), Rosevelt Colvin (3), Pierre Woods (3), Jarvis Green (1), Gary Guyton (1); ILB Jerod Mayo (16); ILB Tedy Bruschi (12), Junior Seau (2), Gary Guyton (1); OLB Mike Vrabel (14), Adalius Thomas (1); LCB Deltha O'Neal (10), Jonathan Wilhite (4), Lewis Sanders (1), Terrence Wheatley (1); RCB Ellis Hobbs (16); SS Brandon Meriweather (10), Rodney Harrison (6); FS James Sanders (14), Lewis Sanders (2); 5th DB Brandon Meriweather (1), Lewis Sanders (1).

2008: Coaching Staff: Dom Capers, Special Assistant/Secondary; Ivan Fears, Running Backs; Pepper Johnson, Defensive Line; Pete Mangurian, Tight Ends; Josh McDaniels, Offensive Coordinator/Quarterbacks; Harold Nash, Assistant Strength and Conditioning; Bill O'Brien, Wide Receivers; Matt Patricia, Linebackers; Dean Pees, Defensive Coordinator; Dante Scarnecchia, Assistant Head Coach/Offensive Line; Brad Seely, Special Teams; Mike Woicik, Strength and Conditioning.

Pro Bowl (2): K Stephen Gostkowski (1), WR Wes Welker (1).

PASSING	ATT	CMP	YARDS	CMP%	YDS/ATT	TD	TD%	INT	INT%	LG	SK/YDS	RATING
M.Cassel	516	327	3693	63.4	7.16	21	4.1	11	2.1	76t	47/219	89.4
T.Brady	11	7	76	63.6	6.91	0	0.0	0	0.0	26	0/0	83.9
K.O'Connell	6	4	23	66.7	3.83	0	0.0	0	0.0	12	1/2	73.6
K.Faulk	1	1	-2	100.0	-2.00	0	0.0	0	0.0	-2	0/0	79.2
Patriots	**534**	**339**	**3790**	**63.5**	**7.10**	**21**	**3.9**	**11**	**2.1**	**76t**	**48/221**	**89.1**
Opponents	**474**	**288**	**3461**	**60.8**	**7.30**	**27**	**5.7**	**14**	**3.0**	**78t**	**31/239**	**89.8**

2009 FINAL STATISTICS (10-6)

HEAD COACH: BILL BELICHICK • AFC EAST DIVISION CHAMPIONS • HOME STADIUM: GILLETTE STADIUM

Date	W/L	Score		Opp.	Att.
9/14	W	25-24		Buffalo	68,756
9/20	L	9-16	at	N.Y. Jets	78,312
9/27	W	26-10		Atlanta	68,756
10/04	W	27-21		Baltimore	68,756
10/11	L	17-20	at	Denver OT	76,011
10/18	W	59-0		Tennessee	68,756
10/25	W	35-7	at	Tampa Bay*	84,254
			BYE WEEK		
11/08	W	27-17		Miami	68,756
11/15	L	34-35	at	Indianapolis	67.476
11/22	W	31-14		N.Y. Jets	68,756
11/30	L	17-38	at	New Orleans	70,768
12/06	L	21-22	at	Miami	70,102
12/13	W	20-10		Carolina	68,756
12/20	W	17-10	at	Buffalo	70,000
12/27	W	35-7		Jacksonville	68,756
1/3	L	27-34	at	Houston	71,029
*London					
AFC PLAYOFFS					
1/10	L	14-33		Baltimore	68,756

TEAM STATISTICS	PATS	OPP
TOTAL FIRST DOWNS	**373**	**289**
Rushing	114	80
Passing	222	193
Penalty	37	16
3rd Down: Made/Att	90/206	72/194
3rd Down Pct.	43.7	37.1
4th Down: Made/Att	11/22	10/21
4th Down Pct.	50.0	47.6
POSSESSION AVG.	**32:55**	**27:05**
TOTAL NET YARDS	**6357**	**5123**
Avg. Per Game	397.3	320.2
Total Plays	1076	941
Avg. Per Play	5.9	5.4
NET YARDS RUSHING	**1921**	**1768**
Avg. Per Game	120.1	110.5
Total Rushes	466	398
NET YARDS PASSING	**4436**	**3355**
Avg. Per Game	277.3	209.7
Sacked/Yards Lost	18/104	31/229
Gross Yards	4540	3584
Attempts/Completions	592/390	512/300
Completion Pct.	65.9	58.6
Had Intercepted	13	18
PUNTS/AVERAGE	**57/39.0**	**79/41.4**
NET PUNTING AVG.	**34.1**	**35.4**
PENALTIES/YARDS	**81/743**	**91/780**
FUMBLES/BALL LOST	**17/9**	**28/10**
TOUCHDOWNS	**50**	**35**
Rushing	19	6
Passing	28	25
Returns	3	4

SCORE BY PERIODS	1	2	3	4	OT	TOTAL
Patriots	**99**	**183**	**70**	**75**	**0**	**427**
Opponents	**47**	**89**	**53**	**93**	**3**	**285**

SCORING	TD	Ru	Pa	Rt	PAT	FG	S	TP
Gostkowski	0	0	0	0	47/47	26/31	0	125
Moss	13	0	13	0	0/0	0/0	0	80
Maroney	9	9	0	0	0/0	0/0	0	54
Watson	5	0	5	0	0/0	0/0	0	30
F. Taylor	4	4	0	0	0/0	0/0	0	24
Welker	4	0	4	0	0/0	0/0	0	24
Faulk	3	2	1	0	0/0	0/0	0	18
Aiken	2	0	2	0	0/0	00/	0	12
Baker	2	0	2	0	0/0	00/	0	12
Morris	2	2	0	0	0/0	0/0	0	12
Bodden	1	0	0	1	0/0	0/0	0	6
Brady	1	1	0	0	0/0	0/0	0	6
Butler	1	0	0	1	0/0	0/0	0	6
Edeleman	1	0	1	0	0/0	0/0	0	6
Hoyer	1	1	0	0	0/0	0/0	0	6
Meriweather	1	0	0	1	0/0	0/0	0	6
Patriots	**50**	**19**	**28**	**3**	**47/47**	**26/31**	**0**	**427**
Opponents	**35**	**6**	**25**	**4**	**33/34**	**14/20**	**0**	**285**

2-Pt. Conversions: Patriots 1-3 (Moss), Opponents: 0-1.

RUSHING	NO	YDS	AVG	LG	TD
Maroney	194	757	3.9	45t	9
Faulk	62	335	5.4	29	2
Morris	73	319	4.4	55	2
F. Taylor	63	269	4.3	19	4
Green-Ellis	26	114	4.4	29	0
Brady	29	44	1.5	9	1
Welker	5	36	7.2	11	0
Hoyer	10	25	2.5	20	1
Tate	1	11	11.0	11	0
Slater	1	6	6.0	6	0
Edelman	2	5	2.5	5	0
Patriots	**466**	**1921**	**4.1**	**55**	**6**
Opponents	**398**	**1768**	**4.4**	**50**	**6**

RECEIVING	NO	YDS	AVG	LG	TD
Welker	123	1348	11.0	58	4
Moss	83	1264	15.2	71t	13
Edelman	37	359	9.7	29	1
Faulk	37	301	8.1	38t	1
Watson	29	404	13.9	36	5
Aiken	20	326	16.3	81t	2
Morris	19	180	9.5	35	0
Baker	14	142	10.1	36t	2
Maroney	14	99	7.1	17	0
Galloway TM	7	67	9.6	19	0
Stanback	3	22	7.3	9	0
F. Taylor	2	17	8.5	13	0
Green-Ellis	2	11	5.5	6	0
Patriots	**390**	**4540**	**11.6**	**81t**	**28**
Opponents	**300**	**3584**	**11.9**	**75t**	**25**

INTERCEPTIONS	NO	YDS	AVG	LG	TD
Meriweather	5	149	29.8	56	1
Bodden	5	60	12.0	53t	1
Butler	3	91	30.3	91t	1
Wilhite	2	17	8.5	17	0
Springs	1	8	8.0	8	0
Chung	1	2	2.0	2	0
Moss	1	0	0.0	0	0
Patriots	**18**	**327**	**18.2**	**91t**	**3**
Opponents	**13**	**146**	**11.2**	**38**	**1**

PUNTING	NO	YDS	AVG	NET	TB	IN20	LG	BLK
Hanson	56	2221	39.7	34.1	5	18	56	1
Patriots	**57**	**2221**	**39.0**	**34.1**	**5**	**18**	**56**	**1**
Opponents	**79**	**3267**	**41.4**	**35.4**	**2**	**22**	**64**	**0**

PUNT RETURNS	NO	FC	YDS	AVG	LG	TD
Welker	27	16	338	12.5	69	0
Edelman	6	1	63	10.5	35	0
Faulk	5	2	31	6.2	15	0
Patriots	**38**	**19**	**432**	**11.4**	**69**	**0**
Opponents	**20**	**16**	**180**	**9.0**	**31**	**0**

KICK RETURNS	NO	YDS	AVG	LG	TD
Maroney	13	279	21.5	52	0
Edelman	11	241	21.9	32	0
Slater	11	269	24.5	35	0
Faulk	6	144	24.0	32	0
Butler	5	104	20.8	26	0
Tate	4	106	26.5	34	0
Welker	2	45	22.5	27	0
Connolly	1	16	16.0	16	0
Stanback	1	22	22.0	22	0
Patriots	**54**	**1226**	**22.7**	**52**	**0**
Opponents	**70**	**1705**	**24.4**	**51**	**0**

SACKS: Banta-Cain 10.0, D. Burgess 5, Wright 5, A. Thomas 3, Chung 2, Guyton 1.5, Mayo 1.5, Green 1, Ninkovich 1, Warren 1; Patriots 31.0, Opponents 18.0.

FIELD GOALS	1-19	20-29	30-39	40-49	50+
Gostkowski	0/0	7/7	12/13	5/8	2/3
Patriots	**0/0**	**7/7**	**12/13**	**5/8**	**2/3**
Opponents	**0/0**	**6/6**	**4/6**	**3/4**	**1/4**

Gostkowski: (41N,20G,28G) (45G,25G,29G) (21G,33G,22G,33G) (32G,33G) (53G,40N) (39N,33G) () (30G,38G,34G,40G) (31G, 36G) (26G,40N) (36G,50N) () (48G,47G) (30G) ( ) (51G,43G).

OPPONENTS: (40G) (33G,24G,39G) (26G) () (48N,24G,41G) () () (52G) () () (30G,37N) (29G,24G,41G) (53N,36G) (25G,56N) () (56N,38N).

STARTERS:

OFFENSE: WR Randy Moss (16); LT Matt Light (11), Sebastian Vollmer (5); LG Logan Mankins (16); C Dan Koppen (16); RG Stephen Neal (12), Dan Connolly (4); RT Nick Kaczur (13), Sebastian Vollmer (3); TE Benjamin Watson (7), Chris Baker (2); WR Wes Welker (13); Joey Galloway (2); QB Tom Brady (16); Kevin Faulk (7), Laurence Maroney (5), RB Sammy Morris (3), Fred Taylor (1); 2nd TE Chris Baker (5); 3rd WR Sam Aiken (7), Julian Edelman (5); 4th WR Julian Edelman (2), Isaiah Stanback (2), Brandon Tate (1); FB Sammy Morris (1); 2nd RB Sammy Morris (1).

DEFENSE: LE Ty Warren (12), Ron Brace (1), Derrick Burgess (1), Mike Wright (1); LDT Vince Wilfork (2); NT Vince Wilfork (6), Mike Wright (2), Ron Brace (1); DT Vince Wilfork (5), Mike Wright (3); RE Jarvis Green (10), Mike Wright (3) Tully Banta-Cain (1), Derrick Burgess (1); RT Jarvis Green (2); OLB Adalius Thomas (10), Tully Banta-Cain (9), Pierre Woods (5), Derrick Burgess (4), Gary Guyton (1); ILB Jerod Mayo (12), Gary Guyton (13); MLB Gary Guyton (2), Adalius Thomas (1); LCB Shawn Springs (8), Jonathan Wilhite (4), Darius Butler (3), Leigh Bodden (1); RCB Leigh Bodden (13), Jonathan Wilhite (3); SS Brandon Meriweather (16); FS Brandon McGowan (11), James Sanders (5); 5th DB Darius Butler (2), Patrick Chung (1), Jonathan Wilhite (1).

2009 Coaching Staff: Josh Boyer, Defensive Back; Ivan Fears, Running Backs; Pepper Johnson, Defensive Line; Harold Nash, Assistant Strength and Conditioning; Bill O'Brien, Quarterbacks; Scott O'Brien, Special Teams; Chad O'Shea, Receivers; Matt Patricia, Linebackers; Dean Pees , Defensive Coordinator; Dante Scarnecchia, Assistant Head Coach/Offensive Line; Shane Waldron, Tight Ends; Mike Woicik, Strength and Conditioning.

Pro Bowl (5): QB Tom Brady (5), G Logan Mankins (2), S Brandon Meriweather (1), WR Wes Welker (2), NT Vince Wilfork (2).).

PASSING	ATT	CMP	YARDS	CMP%	YDS/ATT	TD	TD%	INT	INT%	LG	SK/YDS	RATING
Brady	565	371	4398	65.7	7.78	28	5.0	13	2.3	81t	16/86	96.2
Hoyer	27	19	142	70.4	5.26	0	0.0	0	0.0	17	2/18	82.6
Patriots	592	390	4540	65.9	7.67	28	4.7	13	2.2	81t	18/104	95.6
Opponents	**512**	**300**	**3584**	**58.6**	**7.00**	**25**	**4.9**	**18**	**3.5**	**75t**	**31/229**	**81.7**

2010 FINAL STATISTICS (14-2)

HEAD COACH: BILL BELICHICK • AFC EAST DIVISION CHAMPIONS • HOME STADIUM: GILLETTE STADIUM

Date	W/L	Score		Opp.	Att.
9/12	W	38-24		Cincinnati	68,756
9/19	L	14-28	at	N.Y. Jets	78,535
9/26	W	38-30		Buffalo	68,756
10/04	W	41-14	at	Miami	69,090
				BYE WEEK	
10/17	W	23-20		Baltimore OT	68,756
10/24	W	23-20	at	San Diego	68,836
10/31	W	28-18		Minnesota	68,756
11/07	L	14-34	at	Cleveland	66,292
11/14	W	39-26	at	Pittsburgh	64,359
11/21	W	31-28		Indianapolis	68,756
11/25	W	45-24	at	Detroit	60,965
12/06	W	45-3		N.Y. Jets	68,756
12/12	W	36-7	at	Chicago	62,347
12/19	W	31-27		Green Bay	68,756
12/26	W	34-3	at	Buffalo	68,281
1/02	W	38-7		Miami	68,756
AFC PLAYOFFS					
1/16	L	21-28		N.Y. Jets	68,756

TEAM STATISTICS	PATS	OPP
TOTAL FIRST DOWNS	**335**	**348**
Rushing	119	99
Passing	196	226
Penalty	20	23
3rd Down: Made/Att	95/197	99/210
3rd Down Pct.	48.2	47.1
4th Down: Made/Att	7/14	12/20
4th Down Pct.	50.0	60.0
POSSESSION AVG.	**29:00**	**31:00**
TOTAL NET YARDS	**5820**	**5864**
Avg. Per Game	363.8	366.5
Total Plays	986	1056
Avg. Per Play	5.9	5.6
NET YARDS RUSHING	**1973**	**1728**
Avg. Per Game	123.3	108.0
Total Rushes	454	409
NET YARDS PASSING	**3847**	**4136**
Avg. Per Game	240.4	258.5
Sacked/Yards Lost	25/175	36/212
Gross Yards	4022	4348
Attempts/Completions	507/331	611/388
Completion Pct.	65.3	63.5
Had Intercepted	5	25
PUNTS/AVERAGE	**58/43.2**	**58/41.8**
NET PUNTING AVG.	**38.4**	**34.2**
PENALTIES/YARDS	**83/766**	**84/687**
FUMBLES/BALL LOST	**9/5**	**20/13**
TOUCHDOWNS	**65**	**36**
Rushing	19	10
Passing	37	25
Returns	9	1

SCORE BY PERIODS	1	2	3	4	OT	TOTAL
Patriots	**103**	**152**	**138**	**122**	**3**	**518**
Opponents	**39**	**91**	**77**	**106**	**0**	**313**

SCORING	TD	Ru	Pa	Rt	PAT	FG	S	TP
Green-Ellis	13	13	0	0	0/0	0/0	0	78
Graham	0	0	0	0	35/37	12/12	0	71
Gronkowski	10	0	10	0	0/0	0/0	0	60
Gostkowski	0	0	0	0	26/26	10/13	0	56
Welker	7	0	7	0	1/1	0/0	0	43
Hernandez	6	0	6	0	0/0	0/0	0	36
Woodhead	6	5	1	0	0/0	0/0	0	36
Branch	5	0	5	0	0/0	0/0	0	30
Tate	5	0	3	2	0/0	0/0	0	30
Moss	3	0	3	0	0/0	0/0	0	18
Arrington	2	0	0	2	0/0	0/0	0	12
Crumpler	2	0	2	0	0/0	0/0	0	12
Guyton	2	0	0	2	0/0	0/0	0	12
Brady	1	1	0	0	0/0	0/0	0	6
Chung	1	0	0	1	0/0	0/0	0	6
Edelman	1	0	0	1	0/0	0/0	0	6
Sanders	1	0	0	1	0/0	0/0	0	6
Patriots	**65**	**19**	**37**	**9**	**62/64**	**22/25**	**0**	**518**
Opponents	**36**	**10**	**25**	**1**	**32/32**	**19/26**	**0**	**313**

2-Pt. Conversions: Patriots 0-1, Opponents: 4-4.

RUSHING	NO	YDS	AVG	LG	TD
Green-Ellis	229	1008	4.4	33t	13
Woodhead	97	547	5.6	36t	5
Taylor	43	155	3.6	24	0
Tate	5	62	12.4	22	0
Morris	20	56	2.8	9	0
Hernandez	3	47	15.7	18	0
Faulk	8	45	5.6	11	0
Brady	31	30	1.0	9	1
Clayton	6	17	2.8	5	0
Edelman	2	14	7.0	13	0
Hoyer	10	-8	-.8	1	0
Patriots	**454**	**1973**	**4.3**	**36t**	**19**
Opponents	**409**	**1728**	**4.2**	**36**	**10**

RECEIVING	NO	YDS	AVG	LG	TD
Welker	86	848	9.9	35	7
Branch	48	706	14.7	79t	5
Hernandez	45	563	12.5	46	6
Gronkowski	42	546	13.0	28	10
Woodhead	34	379	11.1	50	1
Tate	24	432	18.0	65t	3
Green-Ellis	12	85	7.1	16	0
Moss TM	9	139	15.4	35t	3
Edelman	7	86	12.3	40	0
Morris	7	77	11.0	22	0
Faulk	6	62	10.3	21	0
Crumpler	6	52	8.7	27	2
Price	3	41	13.7	18	0
Taylor	2	6	3.0	7	0
Patriots	**331**	**4022**	**12.2**	**79t**	**37**
Opponents	**388**	**4348**	**11.2**	**66t**	**25**

INTERCEPTIONS	NO	YDS	AVG	LG	TD
McCourty	7	110	15.7	50	0
Chung	3	96	32.0	51t	1
Sanders	3	60	20.0	32t	1
Meriweather	3	39	13.0	39	0
Guyton	2	72	36.0	59t	1
Ninkovich	2	1	0.5	1	0
Page	2	0	0.0	0	0
Arrington	1	36	36.0	36t	1
Spikes	1	5	5.0	5	0
Fletcher	1	0	0.0	0	0
Patriots	**25**	**419**	**16.8**	**59t**	**4**
Opponents	**5**	**12**	**2.4**	**12**	**0**

PUNTING	NO	YDS	AVG	NET	TB	IN20	LG	BLK
Mesko	58	2505	43.2	38.4	5	19	65	0
Patriots	58	2505	43.2	38.4	5	19	65	0
Opponents	**58**	**2422**	**41.8**	**34.2**	**4**	**23**	**61**	**1**

PUNT RETURNS	NO	FC	YDS	AVG	LG	TD
Edelman	21	6	321	15.3	94t	1
Welker	5	7	36	7.2	22	0
Tate	1	0	4	4.0	4	0
Faulk	0	1	0	0	0	0
Patriots	**27**	**14**	**361**	**13.4**	**94t**	**1**
Opponents	**25**	**14**	**179**	**7.2**	**18**	**0**

KICK RETURNS	NO	YDS	AVG	LG	TD
Tate	41	1057	25.8	103t	2
Crumpler	5	18	3.6	7	0
Morris	5	66	13.2	23	0
Connolly	3	90	30.0	71	0
Green-Ellis	1	0	0.0	0	0
Fletcher	1	0	0.0	0	0
Patriots	**56**	**1231**	**22.0**	**103t**	**2**
Opponents	**81**	**1826**	**22.5**	**95t**	**1**

SACKS: Wright 5.5, Banta-Cain 5.0, Ninkovich 4.0, G. Warren 3.5, Guyton 3.0, Deaderick 2.0, Fletcher 2.0, Mayo 2.0, Moore 2.0, Wilfork 2.0, Cunningham 1.0, Love 1.0, McCourty 1.0, Woods 1.0, Crable 0.5, Pryor 0.5; Patriots 36.0, Opponents 25.0.

FIELD GOALS	1-19	20-29	30-39	40-49	50+
Gostkowski	0/0	2/2	6/7	2/3	0/1
Graham	1/1	5/5	5/5	1/1	0/0
Patriots	**1/1**	**7/7**	**11/12**	**3/4**	**0/1**
Opponents	**1/1**	**6/7**	**9/9**	**2/4**	**1/5**

Gostkowski: (32G,47N,56N) (37N) (43G) (23G,30G) (38G,24G,35G) (40G,35G,35G) ( ) ( ) ( ) ( ) ( ) ( ) ( ) ( ) ( ) ( ) ( ).

Graham: ( ) ( ) ( ) ( ) ( ) ( ) ( ) ( ) ( ) (31G,36G) (25G) (19G) (41G) (30G,25G,29G) (38G) (34G,26G) (28G).

OPPONENTS: (54G) (49G,36G) (39G,39G,34G,51N) (53B) (26G,25G) (32G,28G,50N) (24G) (38G,37G) (22G,26N) ( ) (44G,46N) (53N,39G) ( ) (31G,19G) (26G) (40N).

STARTERS:

OFFENSE: WR Wes Welker (11), Brandon Tate (5); LT Matt Light (16); LG Logan Mankins (9), Dan Connolly (7); C Dan Koppen (16); RG Stephen Neal (8), Dan Connolly (6), Ryan Wendell (2); RT Sebastian Vollmer (16); TE Alge Crumpler (10), Aaron Hernandez (5); WR Deion Branch (9), Randy Moss (3), Julian Edelman (2), Brandon Tate (2); QB Tom Brady (16); RB BenJarvus Green-Ellis (11), Danny Woodhead (3), Kevin Faulk (2); 2nd TE Rob Grownkowski (11), Aaron Hernandez (2); 3rd WR Brandon Tate (3); 4th WR Julian Edelman (1).

DEFENSE: LE Vince Wilfork (6), Ron Brace (3), Brandon Deaderick (2), Gerard Warren (2), Landon Cohen (1); LDT Vince Wilfork (3); Gerard Warren (1); NT Gerard Warren (4), Vince Wilfork (4), Ron Brace (1), Kyle Love (1), Myron Pryor (1), Mike Wright (1); RDT Myron Pryor (1), Vince Wilfork (1), Mike Wright (1); RE Gerard Warren (3), Mike Wright (2), Brandon Deaderick (2), Eric Moore (2), Vince Wilfork (2), Ron Brace (1); OLB Jermaine Cunningham (11), Rob Ninkovich (10), Tully Banta-Cain (6), Gary Guyton (2), Eric Moore (1); ILB Jerod Mayo (16), Brandon Spikes (8), Gary Guyton (6); LCB Devin McCourty (12), Kyle Arrington (2), Darius Butler (2); RCB Kyle Arrington (12), Devin McCourty (4); S Patrick Chung (13), Brandon Meriweather (13), James Sanders (6); 5th DB James Sanders (3), Darius Butler (1), Jarrad Page (1), Jonathan Wilhite (1).

2010: Coaching Staff: Josh Boyer, Defensive Backs; Corwin Brown, Defensive Backs; Ivan Fears, Running Backs; Brian Ferentz, Offensive Assistant Coach; Brian Flores, Assistatn Coach Offense/Special Teams; Patrick Graham, Defensive Assistant Coach; Pepper Johnson, Defensive Line; Harold Nash, Assistant Strength and Conditioning; Bill O'Brien, Quarterbacks; Scott O'Brien, Special Teams; Chad O'Shea, Receivers; Matt Patricia, Linebackers; Dante Scarnecchia, Assistant Head Coach/Offensive Line; Shane Waldron, Tight Ends; Mike Woicik, Strength and Conditioning.

Pro Bowl (6): QB Tom Brady (6), LT Matt Light (3), G Logan Mankins (3), LB Jerod Mayo (1), S Brandon Meriweather (2), CB Devin McCourty (1), WR Wes Welker (3), NT Vince Wilfork (3).

PASSING	ATT	CMP	YARDS	CMP%	YDS/ATT	TD	TD%	INT	INT%	LG	SK/YDS	RATING
Brady	492	324	3900	65.9	7.9	36	7.3	4	0.8	79t	25/175	111.0
Hoyer	15	7	122	46.7	8.1	1	6.7	1	6.7	42t	0/0	69.3
Patriots	**507**	**331**	**4022**	**65.3**	**7.9**	**37**	**7.3**	**5**	**1.0**	**79t**	**25/175**	**109.8**
Opponents	**611**	**338**	**4348**	**63.5**	**7.1**	**25**	**4.1**	**25**	**4.1**	**66t**	**36/212**	**81.2**

2011 FINAL STATISTICS (13-3)

HEAD COACH: BILL BELICHICK • AFC EAST DIVISION CHAMPIONS • HOME STADIUM: GILLETTE STADIUM

Date	W/L	Score		Opp.	Att.
9/12	W	38-24	at	Miami	66,860
9/18	W	35-21		San Diego	68,756
9/25	L	31-34	at	Buffalo	68,174
10/02	W	31-19	at	Oakland	62,572
10/09	W	30-21		N.Y. Jets	68,756
10/16	W	20-16		Dallas	68,756
10/23				BYE WEEK	
10/30	L	17-25	at	Pittsburgh	64,424
11/06	L	20-24		N.Y. Giants	68,756
11/13	W	37-16	at	N.Y. Jets	79,088
11/21	W	34-3		Kansas City	68,756
11/27	W	38-20	at	Philadelphia	69,144
12/04	W	31-24		Indianapolis	68,756
12/11	W	34-27	at	Washington	77,825
12/18	W	41-23	at	Denver	76,556
12/24	W	27-24		Miami	68,756
1/01	W	49-21		Buffalo	68,756
AFC PLAYOFFS					
1/14	W	45-10		Denver	68,756
1/22	W	23-20		Baltimore	68,756
SUPER BOWL XLVI (at Indianapolis, Ind.)					
2/05	L	17-21		N.Y. Giants	68,658

TEAM STATISTICS	PATS	OPP
TOTAL FIRST DOWNS	**399**	**370**
Rushing	107	101
Passing	262	245
Penalty	30	24
3rd Down: Made/Att	89/194	87/202
3rd Down Pct.	45.9	43.1
4th Down: Made/Att	7/11	8/19
4th Down Pct.	63.6	42.1
POSSESSION AVG.	**28:47**	**31:13**
TOTAL NET YARDS	**6848**	**6577**
Avg. Per Game	428.0	411.1
Total Plays	1082	1064
Avg. Per Play	6.3	6.2
NET YARDS RUSHING	**1764**	**1874**
Avg. Per Game	110.3	117.1
Total Rushes	438	405
NET YARDS PASSING	**5084**	**4703**
Avg. Per Game	317.8	293.9
Sacked/Yards Lost	32/173	40/274
Gross Yards	5257	4977
Attempts/Completions	612/402	619/386
Completion Pct.	65.7	62.4
Had Intercepted	12	23
PUNTS/AVERAGE	**57/46.5**	**67/45.6**
NET PUNTING AVG.	**57/41.5**	**67/39.1**
PENALTIES/YARDS	**87/815**	**115/907**
FUMBLES/BALL LOST	**13/5**	**21/11**
TOUCHDOWNS	**61**	**40**
Rushing	18	13
Passing	39	26
Returns	4	1

SCORE BY PERIODS	1	2	3	4	OT	TOTAL
Patriots	**82**	**148**	**141**	**142**	**0**	**513**
Opponents	**87**	**83**	**50**	**122**	**0**	**342**

SCORING	TD	Ru	Pa	Rt	PAT	FG	S	TP
Gostkowski	0	0	0	0	59/59	28/33	0	143
Gronkowski	18	1	17	0	0/0	0/0	0	108
Green-Ellis	11	11	0	0	0/0	0/0	0	66
Welker	9	0	9	0	0/0	0/0	0	54
Hernandez	7	0	7	0	0/0	0/0	0	42
Branch	5	0	5	0	0/0	0/0	0	30
Brady	3	3	0	0	0/0	0/0	0	18
Woodhead	1	1	0	0	0/0	0/0	0	10
Edelman	1	0	0	1	0/0	0/0	0	6
Moore	1	0	0	0	0/0	0/0	0	6
Ninkovich	1	0	0	1	0/0	0/0	0	6
Ochocinco	1	0	1	0	0/0	0/0	0	6
Ridley	1	1	0	0	0/0	0/0	0	6
Vereen	1	1	0	0	0/0	0/0	0	6
Wilfork	1	0	0	1	0/0	0/0	0	6
Patriots	**61**	**18**	**39**	**4**	**59/59**	**28/33**	**0**	**513**
Opponents	**40**	**13**	**26**	**1**	**38/38**	**20/23**	**0**	**342**

2-Pt. Conversions: Patriots 2-2 (Woodhead), Opponents: 0-2.

RUSHING	NO	YDS	AVG	LG	TD
Green-Ellis	181	667	3.7	18	11
Ridley	87	441	5.1	33t	1
Woodhead	77	351	4.6	12	1
Brady	43	109	2.5	13	3
Faulk	17	57	3.4	9	0
Vereen	15	57	3.8	19	1
Hernandez	5	45	9.0	19	0
Welker	4	30	7.5	19	0
Edelman	4	8	2.0	6	0
Gronkowski	1	2	2.0	2t	1
Hoyer	4	-3	-0.8	0	0
Patriots	**438**	**1764**	**4.0**	**33t**	**18**
Opponents	**405**	**1874**	**4.6**	**41**	**13**

RECEIVING	NO	YDS	AVG	LG	TD
Welker	122	1569	12.9	99t	9
Gronkowski	90	1327	14.7	52t	17
Hernandez	79	910	11.5	46	7
Branch	51	702	13.8	63	5
Woodhead	18	157	8.7	16	0
Ochocinco	15	276	18.4	53	1
Green-Ellis	9	159	17.7	53	0
Faulk	7	34	4.9	18	0
Edelman	4	34	8.5	11	0
Underwood	3	30	10.0	13	0
Ridley	3	13	4.3	8	0
Slater	1	46	46.0	46	0
Patriots	**402**	**5257**	**13.1**	**99t**	**39**
Opponents	**386**	**4977**	**12.9**	**58**	**26**

INTERCEPTIONS	NO	YDS	AVG	LG	TD
Arrington	7	92	13.1	28	0
Wilfork	2	47	23.5	28	0
Molden	2	40	20.0	27	0
McCourty	2	38	19.0	38	0
Ninkovich	2	30	15.0	18	1
Moore	2	26	13.0	21t	1
Mayo	2	4	2.0	2	0
Guyton	1	17	17.0	17	0
Brown	1	2	2.0	2	0
Adams	1	0	0.0	0	0
Chung	1	0	0.0	0	0
Patriots	**23**	**296**	**12.9**	**38**	**2**
Opponents	**12**	**186**	**15.5**	**42**	**1**

PUNTING	NO	YDS	AVG	NET	TB	IN20	LG	BLK
Mesko	57	2648	46.5	41.5	3	24	65	0
Patriots	**57**	**2648**	**46.5**	**41.5**	**3**	**24**	**65**	**0**
Opponents	**67**	**3055**	**45.6**	**39.1**	**2**	**26**	**64**	**0**

PUNT RETURNS	NO	FC	YDS	AVG	LG	TD
Edelman	28	7	296	10.6	72t	1
Welker	8	6	82	10.3	25	0
Faulk	2	0	11	5.5	7	0
Patriots	**38**	**13**	**389**	**10.2**	**72t**	**1**
Opponents	**26**	**18**	**220**	**8.5**	**26**	**0**

KICK RETURNS	NO	YDS	AVG	LG	TD
Woodhead	20	437	21.9	37	0
Edelman	12	284	23.7	37	0
Ridley	7	152	21.7	32	0
Slater	4	68	17.0	22	0
Gronkowski	1	11	11.0	11	0
McCourty	1	24	24.0	24	0
Ninkovich	1	10	10.0	10	0
Patriots	**46**	**986**	**21.4**	**37**	**0**
Opponents	**60**	**1294**	**21.6**	**88**	**0**

SACKS: Anderson 10.0, Carter 10.0, Ninkovich 6.5, Wilfork 3.5, Love 3.0, Deaderick 2.0, Chung 1.0, Ellis 1.0, Mayo 1.0, Warren 1.0, Pryor 0.5, Wright 0.5; Patriots 40.0, Opponents 32.0.

FIELD GOALS	1-19	20-29	30-39	40-49	50+
Gostkowski	1/1	12/13	5/6	9/11	1/2
Patriots	**1/1**	**12/13**	**5/6**	**9/11**	**1/2**
Opponents	**0/0**	**14/15**	**2/2**	**4/6**	**0/0**

Gostkowski: (48N,20G) (22G,47G) (23G) (44G) (44G,24G,28G) (31G,26G) (46G,42N) (27N,32G,45G) (50G,36G,27G) (21G,19G) (39N,45G) (39G) (23G,24G) (21G,34G) (51N,45G,42G) (47G,20G).

OPPONENTS: (20G) () (42G,28G) (28G,26G) () (48G,22G,26G) (33G,21G,23G,44N) (22G) (24N) (26G) (43G,22G) (31G) (24G,25G) (26G) (47G) (45N).

STARTERS:

OFFENSE: WR Wes Welker (15) ; LT Matt Light (15), Logan Mankins (1); LG Logan Mankins (14), Donald Thomas (1), Ryan Wendell (1); C Dan Connolly (11), Nick McDonald (2), Ryan Wendell (2), Dan Koppen (1); RG Brian Waters (16); RT N. Solder (11), Sebastian Vollmer (5); TE Rob Gronkowski (16); TE Aaron Hernandez (12), Nate Solder (2), Thomas Welch (1); QB Tom Brady (16); WR Deion Branch (15), Chad Ochocino (1); RB BenJarvus Green-Ellis (6), Danny Woodhead (4), Kevin Faulk (3), Stevan Ridley (2), 3rd TE Dan Gronkowski (1); 3rd WR Chad Ochocinco (2).

DEFENSE: LE Shaun Ellis (10), Brandon Deaderick (3), Mark Anderson (1), Rob Ninkovich (1), Vince Wilfork (1); LDT Vince Wilfork (13); NT Vince Wilfork (3); RDT Kyle Love (12), Mike Wright (1); RE Andre Carter (14), Brandon Deaderick (2); LOLB Rob Ninkovich (14), Jerod Mayo (1), Tracy White (1); MLB Jerod Mayo (11), Gary Guyton (4), Dane Fletcher (1); ROLB Brandon Spikes (6), Dan Fletcher (4), Gary Guyton (2), Jerod Mayo (1) Rob Ninkovich (1), Jeff Tarpinian (1); LCB Devin McCourty (14), Antwaun Molden (2); S James Ihedigbo (12) Patrick Chung (8), Josh Barrett (4), Sterling Moore (3), Matthew Slater (3), Sergio Brown (2); 5th DB Leigh Bodden (1), Sergio Brown (1), Nate Jones (1).

2011 Coaching Staff: Josh Boyer, Defensive Backs; Moses Cabrera, Assistant Strength and Conditioning; Ivan Fears, Running Backs; Brian Ferentz, Tight Ends; Brian Flores, Defensive Assistant; George Godsey, Offensive Assistant; Patrick Graham, Linebackers; Pepper Johnson, Defensive Line; Harold Nash, Head Strength and Conditioning; Bill O'Brien, Offensive Coordinator/Quarterbacks; Scott O'Brien, Special Teams; Chad O'Shea, Receivers; Matt Patricia, Safeties; Dante Scarnecchia, Assistant Head Coach/Offensive Line.

Pro Bowl (8): QB Tom Brady (7), DE Andre Carter (1) TE Rob Gronkowski (1), G Logan Mankins (4), ST Matthew Slater (1), G Brian Waters (6), WR Wes Welker (4), NT Vince Wilfork (4).

PASSING	ATT	CMP	YARDS	CMP%	YDS/ATT	TD	TD%	INT	INT%	LG	SK/YDS	RATING
Brady	611	401	5235	65.6	8.57	39	6.4	12	2.0	99t	32/173	105.6
Hoyer	1	1	22	100.0	22.0	0	0.0	0	0.0	22	0/0	118.8
Patriots	612	402	5257	65.7	8.59	39	6.4	12	2.0	99t	32/173	105.7
Opponents	**619**	**386**	**4977**	**62.4**	**8.04**	**26**	**4.2**	**23**	**3.7**	**58**	**40/274**	**86.1**

2012 FINAL STATISTICS (12-4)

HEAD COACH: BILL BELICHICK • AFC EAST DIVISION CHAMPIONS • HOME STADIUM: GILLETTE STADIUM

Date	W/L	Score		Opp.	Att.
9/09	W	34-13	at	Tennessee	69,143
9/16	L	18-20		Arizona	68,756
9/23	L	30-31	at	Baltimore	71,269
9/30	W	52-28	at	Buffalo	70,684
10/07	W	31-21		Denver	68,756
10/14	L	23-24	at	Seattle	68,137
10/21	W	29-26		N.Y. Jets OT	68,756
10/28	W	45-7	at	St. Louis*	84,004
11/04				BYE WEEK	
11/11	W	37-31		Buffalo	68,756
11/18	W	59-24		Indianapolis	68,756
11/22	W	49-19	at	N.Y. Jets	79,088
12/02	W	23-16	at	Miami	72,114
12/10	W	42-14		Houston	68,756
12/16	L	34-41		San Francisco	68,756
12/23	W	23-16	at	Jacksonville	70,251
12/30	W	28-0		Miami	68,756
*London					
AFC PLAYOFFS					
1/13	W	41-28		Houston	68,756
1/20	L	13-28		Baltimore	68,756

TEAM STATISTICS	PATS	OPP
TOTAL FIRST DOWNS	**444**	**340**
Rushing	151	100
Passing	256	207
Penalty	37	33
3rd Down: Made/Att	110/226	82/205
3rd Down Pct.	48.7	40.0
4th Down: Made/Att	8/12	9/23
4th Down Pct.	66.7	39.1
POSSESSION AVG.	**30:41**	**29:19**
TOTAL NET YARDS	**6846**	**5972**
Avg. Per Game	427.9	373.3
Total Plays	1191	1046
Avg. Per Play	5.7	5.7
NET YARDS RUSHING	**2184**	**1630**
Avg. Per Game	136.5	271.4
Total Rushes	523	415
NET YARDS PASSING	**4662**	**4342**
Avg. Per Game	291.4	271.4
Sacked/Yards Lost	27/182	37/213
Gross Yards	4844	4555
Attempts/Completions	641/402	594/369
Completion Pct.	62.7	62.1
Had Intercepted	9	20
PUNTS/AVERAGE	**61/42.4**	**67/50.3**
NET PUNTING AVG.	**61/37.9**	**67/41.6**
PENALTIES/YARDS	**97/840**	**101/932**
FUMBLES/BALL LOST	**14/7**	**42/21**
TOUCHDOWNS	**67**	**38**
Rushing	25	10
Passing	34	27
Returns	8	1

SCORE BY PERIODS	1	2	3	4	OT	TOTAL
Patriots	**113**	**177**	**103**	**161**	**3**	**557**
Opponents	**67**	**81**	**75**	**108**	**0**	**331**

SCORING	TD	Ru	Pa	Rt	PAT	FG	S	TP
Gostkowski	0	0	0	0	66/66	29/35	0	153
Ridley	12	12	0	0	0/0	0/0	0	72
Gronkowski	11	0	11	0	0/0	0/0	0	66
Woodhead	7	4	3	0	0/0	0/0	0	42
Welker	6	0	6	0	0/0	0/0	0	36
Edelman	5	0	3	2	0/0	0/0	0	30
Hernandez	5	0	3	2	0/0	0/0	0	30
Lloyd	5	0	4	1	0/0	0/0	0	30
Brady	4	4	0	0	0/0	0/0	0	24
Vereen	4	3	1	0	0/0	0/0	0	24
Bolden	2	2	0	0	0/0	0/0	0	12
Dennard	1	0	0	1	0/0	0/0	0	6
Gregory	1	0	0	1	0/0	0/0	0	6
Hightower	1	0	0	1	0/0	0/0	0	6
McCourty	1	0	0	1	0/0	0/0	0	6
Stallworth	1	0	1	0	0/0	0/0	0	6
Talib	1	0	0	1	0/0	0/0	0	6
Patriots	**67**	**25**	**34**	**8**	**66/66**	**29/24**	**0**	**557**
Opponents	**38**	**10**	**27**	**1**	**38/38**	**21/24**	**0**	**331**

2-Pt. Conversions: Patriots 0-1, Opponents: 0-0.

RUSHING	NO	YDS	AVG	LG	TD
Ridley	290	1263	4.4	41	12
Woodhead	76	301	4.0	19	4
Bolden	56	274	4.9	27	2
Vereen	62	251	4.0	16	3
Edelman	4	45	11.3	47	0
Brady	23	32	1.4	7	4
Welker	2	20	10.0	11	0
Hernandez	1	5	5.0	5	0
Hilliard TM	1	2	2.0	2	0
Mallett	8	-9	-1.1	2	0
Patriots	**523**	**2184**	**4.2**	**47**	**25**
Opponents	**415**	**1630**	**3.9**	**31**	**10**

RECEIVING	NO	YDS	AVG	LG	TD
Welker	118	1354	11.5	59	6
Lloyd	74	911	12.3	53	4
Gronkowski	55	790	14.4	41	11
Hernandez	51	483	9.5	31	5
Woodhead	40	446	11.2	25	3
Edelman	21	235	11.2	56t	3
Branch	16	145	9.1	25	0
Vereen	8	149	18.6	83t	1
Ridley	6	51	8.5	20	0
Hoomanawanui	5	109	21.8	41	0
Fells	4	85	21.3	35	0
Bolden	2	11	5.5	11	0
Stallworth	1	63	63.0	63t	1
Winslow	1	12	12.0	12	0
Patriots	**402**	**4844**	**12.0**	**83t**	**34**
Opponents	**269**	**4555**	**12.3**	**68t**	**27**

INTERCEPTIONS	NO	YDS	AVG	LG	TD
McCourty	5	53	10.6	34	0
Wilson	4	87	21.8	45	0
Dennard	3	95	31.7	87t	1
Gregory	3	50	16.7	36	0
Talib TM	1	59	59.0	59t	1
Chung	2	27	13.5	27	0
Cole	1	0	0.0	0	0
Mayo	1	0	0.0	0	0
Patriots	**20**	**371**	**18.6**	**87t**	**2**
Opponents	**9**	**112**	**12.4**	**63**	**0**

PUNTING	NO	YDS	AVG	NET	TB	IN20	LG	BLK
Mesko	60	2585	43.1	37.9	6	28	62	1
Patriots	**61**	**2585**	**42.4**	**37.9**	**6**	**28**	**62**	**1**
Opponents	**67**	**3372**	**50.3**	**41.6**	**4**	**23**	**66**	**0**

PUNT RETURNS	NO	FC	YDS	AVG	LG	TD
Welker	25	7	243	9.7	31	0
Edelman	17	1	263	15.5	68t	1
Patriots	**42**	**8**	**506**	**12.0**	**68t**	**1**
Opponents	**23**	**19**	**154**	**6.7**	**25**	**0**

KICK RETURNS	NO	YDS	AVG	LG	TD
McCourty	27	654	24.2	104t	1
Edelman	3	38	12.7	32	0
Welker	3	33	11.0	17	0
Slater	2	39	19.5	20	0
Woodhead	2	43	21.5	23	0
Gronkowski	1	0	0.0	0	0
Patriots	**38**	**807**	**21.2**	**104t**	**1**
Opponents	**60**	**1229**	**20.5**	**62**	**0**

SACKS: Ninkovich 8.0, Jones 6.0, Hightower 4.0, Francis 3.0, Mayo 3.0, Scott 3.0, Wilfork 3.0, Cunningham 2.5, Love 1.5, Deaderick 1.0, Martin 1.0, Spikes 1.0; Patriots 37.0, Opponents 27.0.

FIELD GOALS	1-19	20-29	30-39	40-49	50+
Gostkowski	0/0	8/8	10/12	9/13	2/2
Patriots	**0/0**	**8/8**	**10/12**	**9/13**	**2/2**
Opponents	**0/0**	**6/6**	**5/6**	**9/10**	**1/2**

Gostkowski: (25G,31G) (46G,34G,51G,53G,42N) (37G,49G,20G) (49N,42N,30G) (23G) (25G,35G,35G) (43G, 48G) (26G) (43G,48G,27G) (36N,31G) (39N) (49N,43G, 32G,20G) ( ) (32G,41G) (25G,49G,38G)( ).

OPPONENTS: (28G,24G) (38G,47G) (27G) () () (34G) (54G,21G,43G,43G) () (41G) (47G,58N) (32G) (44G,33G,42G) () (39N,20G,28G) (41G,43N,35G,42G) (41N).

STARTERS:

OFFENSE: WR Wes Welker (12), Julian Edelman (1); LT Nate Solder (16), LG Logan Mankins (10), Donald Thomas (6); C Ryan Wendell (16); RG Dan Connolly (14), Donald Thomas (1), Nick McDonald (1); RT Sebastian Vollmer (15), Marcus Cannon (1); TE Rob Gronkowski (11); Aaron Hernandez (10); Michael Hoomanwanui (6), Daniel Fells (4); QB Tom Brady (16); WR Brandon Lloyd (15), Deion Branch (1); RB Stevan Ridley (12), Danny Woodhead (2), Shane Vereen (1), Aaron Hernandez (1), Michael Hoomanwanui (1); 3rd WR Deion Branch (3), Julian Edelman (2).

DEFENSE: LE Rob Ninkovich (12), Jermaine Cunningham (2), Trevor Scott (2); DT Vince Wilfork (16); DT Kyle Love (11), Brandon Deaderick (5); RE C. Jones (13), Rob Ninkovich (2), Jermaine Cunningham (1); LB Jerod Mayo (16); LB Dont'a Hightower (12), Rob Ninkovich (2), Tracy White (1); LCB Devin McCourty (8), Aqib Talib (5), Alfonzo Dennard (3); RCB Kyle Arrington (12), Alfonzo Dennard (4); S Steve Gregory (12), Devin McCourty (8), Patrick Chung (8), Tavon Wilson (4); 5th DB Marquice Cole (1).

2012: Coaching Staff: Josh Boyer, Cornerbacks; Moses Cabrera, Assistant Strength and Conditioning; Ivan Fears, Running Backs; ; Brian Flores, Safeties; George Godsey, Tight Ends; Patrick Graham, Defensive Line; Pepper Johnson, Linebackers; Joe Judge, Special Teams Assistant; Josh McDaniels, Offensive Coordinator/Quarterbacks; Harold Nash, Head Strength and Conditioning; Scott O'Brien, Special Teams; Chad O'Shea, Wide Receivers; Matt Patricia, Defensive Coordinator; Dante Scarnecchia, Assistant Head Coach/Offensive Line; Steve Belichick, Coaching Assistant.

Pro Bowl (7): QB Tom Brady (8), TE Rob Gronkowski (2), G Logan Mankins (5), LB Jerod Mayo (2), ST Matthew Slater (2), WR Wes Welker (5), NT Vince Wilfork (5).

PASSING	ATT	CMP	YARDS	CMP%	YDS/ATT	TD	TD%	INT	INT%	LG	SK/YDS	RATING
Brady	637	401	4827	63.0	7.58	34	5.3	8	1.3	83t	27/182	98.7
Mallett	4	1	17	25.0	4.25	0	0.0	1	25.0	17	0/0	5.2
Patriots	**641**	**402**	**4844**	**62.7**	**7.56**	**34**	**5.3**	**9**	**1.4**	**83t**	**27/182**	**97.7**
Opponents	**594**	**369**	**4555**	**62.1**	**7.67**	**27**	**4.5**	**20**	**3.4**	**68t**	**37/213**	**86.9**

2013 FINAL STATISTICS (12-4)

HEAD COACH: BILL BELICHICK • AFC EAST DIVISION CHAMPIONS • HOME STADIUM: GILLETTE STADIUM

Date	W/L	Score		Opp.	Att.
9/08	W	23-21	at	Buffalo	69,519
9/12	W	13-10		New York Jets	68,756
9/22	W	23-3		Tampa Bay	68,756
9/29	W	30-23	at	Atlanta	70,744
10/06	L	6-13	at	Cincinnati	64,259
10/13	W	30-27		New Orleans	68,756
10/20	L	27-30	at	New York Jets OT	76,957
10/27	W	27-17		Miami	68,756
11/03	W	55-31		Pittsburgh	68,756
		BYE WEEK			
11/18	L	20-24	at	Carolina	74,225
11/24	W	34-31		Denver OT	68,756
12/01	W	34-31	at	Houston	71,769
12/08	W	27-26		Cleveland	68,756
12/15	L	20-24	at	Miami	71,863
12/22	W	41-7	at	Baltimore	71,433
12/29	W	34-20		Buffalo	68,756
AFC PLAYOFFS					
1/11	W	43-22		Indianapolis	68,756
1/19	L	16-26	at	Denver	77,110

TEAM STATISTICS	PATS	OPP
TOTAL FIRST DOWNS	**378**	**338**
Rushing	110	110
Passing	225	208
Penalty	43	20
3rd Down: Made/Att	83/221	98/232
3rd Down Pct.	37.6	42.2
4th Down: Made/Att	7/15	4/21
4th Down Pct.	46.7	19.0
POSSESSION AVG.	**29:38**	**30:22**
TOTAL NET YARDS	**6152**	**5969**
Avg. Per Game	384.5	373.1
Total Plays	1138	1118
Avg. Per Play	5.4	5.3
NET YARDS RUSHING	**2065**	**2145**
Avg. Per Game	129.1	134.1
Total Rushes	470	481
NET YARDS PASSING	**4087**	**3824**
Avg. Per Game	255.4	239.0
Sacked/Yards Lost	40/256	48/313
Gross Yards	4343	4137
Attempts/Completions	628/380	589/336
Completion Pct.	60.5	57.0
Had Intercepted	11	17
PUNTS/AVERAGE	**77/45.8**	**80/44.5**
NET PUNTING AVG.	**77/39.8**	**80/39.2**
PENALTIES/YARDS	**69/625**	**110/951**
FUMBLES/BALL LOST	**24/9**	**21/12**
TOUCHDOWNS	**47**	**39**
Rushing	19	11
Passing	25	25
Returns	3	3

SCORE BY PERIODS	1	2	3	4	OT	TOTAL
Patriots	**74**	**104**	**85**	**178**	**3**	**444**
Opponents	**70**	**74**	**95**	**96**	**3**	**338**

SCORING	TD	Ru	Pa	Rt	PAT	FG	S	TP
Gostkowski	0	0	0	0	44/44	38/41	0	158
Blount	7	7	0	0	0/0	0/0	0	42
Ridley	7	7	0	0	0/0	0/0	0	42
Edelman	6	0	6	0	0/0	0/0	0	40
Dobson	4	0	4	0	0/0	0/0	0	24
Gronkowski	4	0	4	0	0/0	0/0	0	24
Thompkins	4	0	4	0	0/0	0/0	0	24
Vereen	4	1	3	0	0/0	0/0	0	24
Bolden	3	3	0	0	0/0	0/0	0	18
Amendola	2	0	2	0	0/0	0/0	0	12
Develin	1	1	0	0	0/0	0/0	0	6
Hoomanawanui	1	0	1	0	0/0	0/0	0	6
Cha. Jones	1	0	0	1	0/0	0/0	0	6
Mulligan	1	0	1	0	0/0	0/0	0	6
Ryan	1	0	0	1	0/0	0/0	0	6
Wilson	1	0	0	1	0/0	0/0	0	6
Patriots	**47**	**19**	**25**	**3**	**44/44**	**38/41**	**0**	**444**
Opponents	**39**	**11**	**25**	**3**	**38/38**	**22/27**	**0**	**338**

2-Pt. Conversions: Edelman 2, Patriots 2-3, Opponents: 0-1.

RUSHING	NO	YDS	AVG	LG	TD
Ridley	178	773	4.3	29	7
Blount	153	772	5.0	47t	7
Bolden	55	271	4.9	46	3
Vereen	44	208	4.7	21	1
Brady	32	18	0.6	11	0
Edelman	2	11	5.5	7	0
Develin	4	10	2.5	5	1
Amendola	1	1	1.0	1	0
Washington TM	1	1	1.0	1	0
Patriots	**470**	**2065**	**4.4**	**47t**	**19**
Opponents	**481**	**2145**	**4.5**	**34**	**11**

RECEIVING	NO	YDS	AVG	LG	TD
Edelman	105	1056	10.1	44	6
Amendola	54	633	11.7	57	2
Vereen	47	427	9.1	50	3
Gronkowski	39	592	15.2	50	4
Dobson	37	519	14.0	81t	4
Thompkins	32	466	14.6	49	4
Bolden	21	152	7.2	18	0
Hoomanawanui	12	136	11.3	19	1
Ridley	10	62	6.2	24	0
Boyce	9	121	13.4	30	0
Collie	6	63	10.5	19	0
Develin	4	62	15.5	31	0
Blount	2	38	19.0	32	0
Mulligan	2	16	8.0	15	1
Patriots	**380**	**4343**	**11.4**	**81t**	**25**
Opponents	**336**	**4137**	**12.3**	**80t**	**25**

INTERCEPTIONS	NO	YDS	AVG	LG	TD
Ryan	5	82	16.4	79t	1
Talib	4	12	3.0	14	0
Harmon	2	44	22.0	42	0
Wilson	1	74	74.0	74t	1
Arrington	1	5	5.0	5	0
Spikes	1	3	3.0	3	0
Cole	1	0	0.0	0	0
Dennard	1	0	0.0	0	0
McCourty	1	0	0.0	0	0
Patriots	**17**	**220**	**12.9**	**79t**	**2**
Opponents	**11**	**56**	**5.1**	**31**	**1**

PUNTING	NO	YDS	AVG	NET	TB	IN20	LG	BLK
Allen	76	3491	45.9	39.9	12	29	65	0
Brady	1	32	32.0	32.0	0	0	32	0
Patriots	**77**	**3523**	**45.8**	**39.9**	**12**	**29**	**65**	**0**
Opponents	**80**	**3559**	**44.5**	**39.2**	**2**	**28**	**64**	**0**

PUNT RETURNS	NO	FC	YDS	AVG	LG	TD
Edelman	35	23	374	10.7	43	0
Amendola	1	0	13	13.0	13	0
Patriots	**36**	**23**	**387**	**10.8**	**43**	**0**
Opponents	**29**	**14**	**221**	**7.6**	**24**	**0**

KICK RETURNS	NO	YDS	AVG	LG	TD
Blount	17	494	29.1	83	0
Boyce	9	214	23.8	41	0
McCourty	7	132	18.9	27	0
Vereen	3	66	22.0	24	0
Slater	2	10	5.0	10	0
Washington TM	1	19	19.0	19	0
Patriots	**39**	**935**	**24.0**	**83**	**0**
Opponents	**32**	**664**	**20.8**	**50**	**0**

SACKS: Cha. Jones 11.5, Ninkovich 8.0, Chr. Jones 6.0, Siliga 3.0, Kelly 2.5, Arrington 2.0, Buchanan 2.0, Carter 2.0, Fletcher 2.0, Vellano 2.0, Mayo 1.5, Ryan 1.5, Gregory 1.0, Hightower 1.0, Sopoaga 1.0, TM 1.0; Patriots 48.0, Opponents 40.0.

FIELD GOALS	1-19	20-29	30-39	40-49	50+
Gostkowski	1/1	8/8	13/13	11/13	5/6
Patriots	**1/1**	**8/8**	**13/13**	**11/13**	**5/6**
Opponents	**0/0**	**4/4**	**10/13**	**5/6**	**3/4**

Gostkowski: (48G,33G,35G) (21G,30G,43N) (53G,46G,33G) (48G,22G,49G) (42G,19G) (35G,54G,23G) (39G,44G) (34G,48G) (20G,32G) (42G,26G) (31G,31G) (55N,53G,53G) (33G,50G) (22G,48N,23G) (45G,42G) (43G,35G,29G,35G).

OPPONENTS: () (37G) (38N,30G) (23G,45G,25G) (39G,50G) (28G,39G) (37G,37G,42G) (52G,46N,39B) (30G) (43G) (27G) (43G) (43G,37G,58N) (32G) (37N) (51G,37G).

STARTERS:

OFFENSE: WR Julian Edelman (11), Danny Amendola (5), LT Nate Solder (15), Logan Mankins (1), LG Logan Mankins (15), Josh Kline (1), C Ryan Wendell (16), RG D. Connolly (15), RT Sebastian Vollmer (8), Marcus Cannon (6), Will Svitek (2), TE Michael Hoomanawanui (10), Rob Gronkowski (6), Matthew Mulligan (4), QB Tom Brady (16), WR K. Thompkins (8), Aaron Dobson (5), Josh Boyce (2), Austin Collie (1), RB LeGarrette Blount (7), Stevan Ridley (6), Brandon Bolden (2), Shane Vereen (1), 3rd WR Aaron Dobson (4), Danny Amendola (1), Josh Boyce (1), 4th WR Josh Boyce (1), FB James Develin (6).

DEFENSE: LE Rob Ninkovich (15), Joe Vellano (1), DT Vince Wilfork (4), Joe Vellano (7), Sealver Siliga (4), Chris Jones (1), DT Chris Jones (9), Tommy Kelly (5), Isaac Sopoaga (2), RE Chandler Jones (16), LB Dont'a Hightower (14), Brandon Spikes (11), Jamie Collins (8), Jerod Mayo (6), Dane Fletcher (1), LCB Aqib Talib (13), Kyle Arrington (2), Logan Ryan (1), RCB Alfonzo Dennard (9), Logan Ryan (4), Kyle Arrington (3), S Devin McCourty (15), Steve Gregory (10), Duron Harmon (3), Logan Ryan (1), Kyle Arrington (1), DB Kyle Arrington (1), Steve Gregory (1), 5th DB Kyle Arrington (5), Logan Ryan (1).

2013 Coaching Staff: Josh Boyer, Cornerbacks; Moses Cabrera, Assistant Strength and Conditioning; Ivan Fears, Running Backs; Brian Flores, Safeties; George Godsey, Tight Ends; Patrick Graham, Defensive Line; Pepper Johnson, Linebackers; Joe Judge, Special Teams Assistant; Josh McDaniels, Offensive Coordinator/Quarterbacks; Harold Nash, Head Strength and Conditioning; Scott O'Brien, Special Teams; Chad O'Shea, Wide Receivers; Matt Patricia, Defensive Coordinator; Dante Scarnecchia, Assistant Head Coach/Offensive Line; Steve Belichick, Coaching Assistant; Jerry Schuplinksi, Coaching Assistant.

Pro Bowl (4): Tom Brady (9), Logan Mankins (6), ST Matthew Slater (3), Aqib Talib (1).

PASSING	ATT	CMP	YARDS	CMP%	YDS/ATT	TD	TD%	INT	INT%	LG	SK/YDS	RATING
Brady	628	380	4343	60.5	6.92	25	4.0	11	1.8	81t	40/256	87.3
Patriots	**628**	**380**	**4343**	**60.5**	**6.92**	**25**	**4.0**	**11**	**1.8**	**81t**	**40/256**	**87.3**
Opponents	**589**	**336**	**4137**	**57.0**	**7.02**	**25**	**4.2**	**17**	**2.9**	**80t**	**48/313**	**81.0**

2014 FINAL STATISTICS (12-4)

HEAD COACH: BILL BELICHICK • AFC EAST DIVISION CHAMPIONS • HOME STADIUM: GILLETTE STADIUM

Date	W/L	Score		Opp.	Att.
9/07	L	20-33	at	Miami	70,630
9/14	W	30-7	at	Minnesota	52,350
9/21	W	16-9		Oakland	68,756
9/29	L	14-41	at	Kansas City	76,613
10/05	W	43-17		Cincinnati	68,756
10/12	W	37-22	at	Buffalo	70,185
10/16	W	27-25		New York Jets	68,756
10/26	W	51-23		Chicago	68,756
11/02	W	43-21		Denver	68,756
11/09				BYE WEEK	
11/16	W	42-20	at	Indianapolis	66,751
11/23	W	34-9		Detroit	68,756
11/30	L	21-26	at	Green Bay	78,431
12/07	W	23-14	at	San Diego	68,815
12/14	W	41-13		Miami	68,756
12/21	W	17-16	at	New York Jets	78,160
12/28	L	9-17		Buffalo	68,756
AFC PLAYOFFS					
1/10	W	35-31		Baltimore	68,756
1/18	W	45-7		Indianapolis	68.756
SUPER BOWL XLIX (at Glendale, Ariz.)					
2/01	W	28-24		Seattle	70,288

TEAM STATISTICS	PATS	OPP
TOTAL FIRST DOWNS	**361**	**329**
Rushing	96	88
Passing	228	196
Penalty	37	45
3rd Down: Made/Att	98/221	84/209
3rd Down Pct.	44.3	40.2
4th Down: Made/Att	7/13	8/23
4th Down Pct.	53.8	34.8
POSSESSION AVG.	**29:37**	**30:23**
TOTAL NET YARDS	**5848**	**5506**
Avg. Per Game	365.5	344.1
Total Plays	1073	1033
Avg. Per Play	5.5	5.3
NET YARDS RUSHING	**1727**	**1669**
Avg. Per Game	107.9	104.3
Total Rushes	438	419
NET YARDS PASSING	**4121**	**3837**
Avg. Per Game	257.6	239.8
Sacked/Yards Lost	26/170	40/282
Gross Yards	4291	4119
Attempts/Completions	609/392	574/342
Completion Pct.	64.4	59.6
Had Intercepted	9	16
PUNTS/AVERAGE	**67/45.7**	**65/43.8**
NET PUNTING AVG.	**67/39.9**	**65/46.6**
PENALTIES/YARDS	**120/1080**	**92/752**
FUMBLES/BALL LOST	**13/4**	**19/9**
TOUCHDOWNS	**52**	**32**
Rushing	13	6
Passing	34	24
Returns	5	2

SCORE BY PERIODS	1	2	3	4	OT	TOTAL
Patriots	**78**	**183**	**101**	**106**	**0**	**468**
Opponents	**66**	**100**	**85**	**62**	**0**	**313**

SCORING	TD	Ru	Pa	Rt	PAT	FG	S	TP
Gostkowski	0	0	0	0	51/51	35/37	0	156
Gronkowski	12	0	12	0	0/0	0/0	0	72
LaFell	7	0	7	0	0/0	0/0	0	42
Wright	6	0	6	0	0/0	0/0	0	36
Edelman	5	0	4	1	0/0	0/0	0	30
Gray	5	5	0	0	0/0	0/0	0	30
Vereen	5	2	3	0	0/0	0/0	0	30
Blount TM	3	3	0	0	0/0	0/0	0	18
Arrington	2	0	0	2	0/0	0/0	0	12
Ridley	2	2	0	0	0/0	0/0	0	22
Amendola	1	0	1	0	0/0	0/0	0	6
Bolden	1	1	0	0	0/0	0/0	0	6
Cha. Jones	1	0	0	1	0/0	0/0	0	6
Ninkovich	1	0	0	1	0/0	0/0	0	6
Tyms	1	0	1	0	0/0	0/0	0	6
Patriots	**52**	**13**	**34**	**5**	**51/51**	**35/37**	**0**	**468**
Opponents	**32**	**6**	**24**	**2**	**28/28**	**29/37**	**0**	**313**

2-Pt. Conversions: Patriots:0-1, Opponents: 3-4.

RUSHING	NO	YDS	AVG	LG	TD
Gray	89	412	4.6	20	5
Vereen	96	391	4.1	19	2
Ridley	94	340	3.6	43	2
Blount TM	60	281	4.7	34	3
Edelman	10	94	9.4	25	0
Bolden	28	89	3.2	17	1
Brady	36	57	1.6	17	0
J. White	9	38	4.2	11	0
LaFell	2	13	6.5	9	0
Garoppolo	10	9	0.9	9	0
Develin	3	5	1.7	5	0
Wright	1	-2	-2.0	-2	0
Patriots	**438**	**1727**	**3.9**	**43**	**13**
Opponents	**419**	**1669**	**4.0**	**48**	**6**

RECEIVING	NO	YDS	AVG	LG	TD
Edelman	92	972	10.6	69t	4
Gronkowski	82	1124	13.7	46t	12
LaFell	74	953	12.9	56t	7
Vereen	52	447	8.6	49t	3
Amendola	27	200	7.4	21	1
Wright	26	259	10.0	30	6
Blount TM	4	18	4.5	11	0
Thompkins TM	6	53	8.8	16	0
Develin	6	43	7.2	13	0
Tyms	5	82	16.4	43t	1
J. White	5	23	4.6	11	0
Ridley	4	20	5.0	7	0
Hoomanawanui	3	44	14.7	23	0
Dobson	3	38	12.7	16	0
Bolden	2	8	4.0	4	0
Gray	1	7	7.0	7	0
Patriots	**392**	**4291**	**10.9**	**69t**	**34**
Opponents	**342**	**4119**	**12.0**	**50**	**24**

INTERCEPTIONS	NO	YDS	AVG	LG	TD
McCourty	2	70	35.0	60	0
Collins	2	0	0.0	0	0
Revis	2	0	0.0	0	0
Ryan	2	0	0.0	0	0
Harmon	1	60	60.0	60	0
Browner	1	32	32.0	30	0
Ninkovich	1	11	11.0	11	0
Chung	1	10	10.0	10	0
Wilfork	1	1	1.0	1	0
Ayers TM	1	0	0.0	0	0
Dennard	1	0	0.0	0	0
Easley	1	0	0.0	0	0
Patriots	**16**	**184**	**11.5**	**60**	**2**
Opponents	**9**	**89**	**9.9**	**39t**	**1**

PUNTING	NO	YDS	AVG	NET	TB	IN20	LG	BLK
Allen	66	3060	46.4	39.9	6	25	67	1
Patriots	**67**	**3060**	**45.7**	**39.9**	**6**	**25**	**67**	**1**
Opponents	**65**	**2847**	**43.8**	**36.6**	**2**	**18**	**61**	**1**

PUNT RETURNS	NO	FC	YDS	AVG	LG	TD
Edelman	25	6	299	12.0	84t	1
Amendola	16	5	132	8.3	39	0
Patriots	**41**	**11**	**431**	**10.5**	**84t**	**1**
Opponents	**29**	**15**	**267**	**9.2**	**47**	**0**

KICK RETURNS	NO	YDS	AVG	LG	TD
Amendola	20	482	24.1	81	0
Chung	7	140	20.0	30	0
Slater	2	44	22.0	26	0
LaFell	1	0	0.0	0	0
McCourty	1	27	27.0	27	0
Patriots	**31**	**693**	**22.4**	**81**	**0**
Opponents	**45**	**955**	**21.2**	**62**	**0**

SACKS: Ninkovich 8.0, Hightower 6.0, Cha. Jones 6.0, Ayers TM 4.0, Collins 4.0, Chr. Jones 3.0, Siliga 2.5, Arrington 1.0, Easley 1.0, Mayo 1.0, Skinner 1.0, Vellano 1.0, Walker TM 1.0, Moore 0.5; Patriots 40.0, Opponents 26.0.

FIELD GOALS	1-19	20-29	30-39	40-49	50+
Gostkowski	1/1	11/11	10/11	12/13	1/1
Patriots	**1/1**	**11/11**	**10/11**	**12/13**	**1/1**
Opponents	**0/0**	**12/12**	**8/8**	**7/11**	**2/6**

Gostkowski: (47G,45G) (48G,47G,27G) (21G, 20G, 36G) () (48G,19G,23G,47G,35G) (36N,42G,53G,40G) (39G,36G) (23G,27G,39G) (49G,29G,45G) () (35G,43G) (47N) (22G,22G,38G) (35G,36G) (24G) (24G,44G,35G).

OPPONENTS: (38G,24G,22G,27G) (48B) (49G,37G,47G) (22G,31G) (52N,23G) () (22G,47G,46G,27G,58B) () (41N) (31G,53G) (48G,20G,53N,49G) (32G,35G,33G,40N,28G) () (41B,24G,53G) (26G,23G,37G,52B) (48G).

STARTERS:

OFFENSE: WR Brandon LaFell (13), Aaron Dobson (1), Kenbrell Thompkins (1), Brian Tyms (1); LT Nate Solder 16; LG Dan Connolly (10), Marcus Cannon (3), Josh Kline (2), Jordan Devey (1); C Bryan Stork (11), Dan Connolly (3), Ryan Wendell (2); RG Ryan Wendell (10), Jordan Devey (3), Josh Kline (2), Cameron Fleming (1); RT Sebastian Vollmer (15), Marcus Cannon (1); TE Rob Gronkowski (10), Michael Hoomanawanui (6); WR Julian Edelman (13), Danny Amendola (2), Tim Wright (1); QB Tom Brady (16); RB Shane Vereen (6), Stevan Ridley (5), Jonas Gray (3), LeGarrette Blount (1), Brandon Bolden (1); 2nd TE Michael Hoomananwanui (6), Cameron Fleming (1), Tim Wright (1); FB James Develin (3); 2nd RB Brandon Bolden (1); 3rd WR Danny Amendola (2), Brian Tyms (1), Tim Wright (1).

DEFENSE: LE Rob Ninkovich (16); DT Vince Wilfork (16); DT Chris Jones (7), Sealver Siliga (3), Alan Branch (1), Joe Vellano (1); 3rd DT Alan Branch (1), Chris Jones (1), Sealver Siliga (1), Casey Walker (1); RE Chandler Jones (8); Chris Jones (4), Dominique Easley (2), Zach Moore (1), Sealver Siliga (1); LB Jamie Collins (15); LB Dont'a Hightower (12); LB Jerod Mayo (6); LB Jonathan Casillas (3); LB Deontae Skinner (1); DB Kyle Arrington (3), Logan Ryan (2), Brandon Browner (1), Malcolm Butler (1), Alfonzo Dennard (1); LCB Darrelle Revis (15), Brandon Browner (1); RCB Brandon Browner (7), Logan Ryan (4), Alfonzo Dennard (3), Kyle Arrington (1), Darrelle Revis (1); S Devin McCourty (16), Patrick Chung (15).

2014: Coaching Staff: Josh Boyer, Cornerbacks; Moses Cabrera, Assistant Strength and Conditioning; Brian Daboll, Tight Ends; Brendan Daly, Defensive Assistant; Dave DeGuglielmo, Offensive Line, Ivan Fears, Running Backs; Brian Flores, Safeties; Patrick Graham, Linebackers; Joe Judge, Special Teams Assistant; Josh McDaniels, Offensive Coordinator/Quarterbacks; Harold Nash, Head Strength and Conditioning; Scott O'Brien, Special Teams; Chad O'Shea, Wide Receivers; Matt Patricia, Defensive Coordinator; Steve Belichick, Coaching Assistant; Jerry Schuplinski, Coaching Assistant.

Pro Bowl (7): Tom Brady (10), Julian Edelman (1), Stephen Gostkowski (3), Rob Gronkowski (3), Devin McCourty (2), Darrelle Revis (6), ST Matthew Slater (4).

PASSING	ATT	CMP	YARDS	CMP%	YDS/ATT	TD	TD%	INT	INT%	LG	SK/YDS	RATING
Brady	582	373	4109	64.1	7.06	33	5.7	9	1.5	69t	21/134	97.4
Garoppolo	27	19	182	70.4	6.74	1	3.7	0	0.0	37	5/36	101.2
Patriots	**609**	**392**	**4291**	**64.4**	**7.05**	**34**	**5.6**	**9**	**1.5**	**69t**	**26/170**	**97.5**
Opponents	**574**	**342**	**4119**	**59.6**	**7.18**	**24**	**4.2**	**16**	**2.8**	**50**	**40/282**	**84.0**

2015 FINAL STATISTICS (12-4)

HEAD COACH: BILL BELICHICK • AFC EAST DIVISION CHAMPIONS • HOME STADIUM: GILLETTE STADIUM

Date	W/L	Score		Opp.	Att.
9/10	W	28-21		Pittsburgh	66,829
9/20	W	40-32	at	Buffalo	70,858
9/27	W	51-17		Jacksonville	66,829
10/04				BYE WEEK	
10/11	W	30-6	at	Dallas	93,054
10/18	W	34-27	at	Indianapolis	66,726
10/25	W	30-23		New York Jets	66,829
10/29	W	36-7		Miami	66,829
11/08	W	27-10		Washington	66,829
11/15	W	27-26	at	New York Giants	81,061
11/23	W	20-13		Buffalo	66,829
11/29	L	24-30	at	Denver OT	76,970
12/06	L	28-35		Philadelphia	66,829
12/13	W	27-6	at	Houston	71,908
12/20	W	33-16		Tennessee	66,829
12/27	L	20-26	at	New York Jets OT	78,160
1/03	L	10-20	at	Miami	62,918
AFC PLAYOFFS					
1/16	W	27-20		Kansas City	66,829
1/24	L	18-20	at	Denver	77,112

TEAM STATISTICS	PATS	OPP
TOTAL FIRST DOWNS	**347**	**303**
Rushing	87	77
Passing	229	204
Penalty	31	22
3rd Down: Made/Att	88/215	84/225
3rd Down Pct.	40.9	37.3
4th Down: Made/Att	9/15	8/18
4th Down Pct.	60.0	44.4
POSSESSION AVG.	**30:08**	**29:52**
TOTAL NET YARDS	**5991**	**5431**
Avg. Per Game	374.4	339.4
Total Plays	1050	1042
Avg. Per Play	5.7	5.2
NET YARDS RUSHING	**1404**	**1580**
Avg. Per Game	87.8	98.8
Total Rushes	383	397
NET YARDS PASSING	**4587**	**3851**
Avg. Per Game	286.7	240.7
Sacked/Yards Lost	38/225	49/358
Gross Yards	4812	4209
Attempts/Completions	629/404	596/361
Completion Pct.	64.2	60.6
Had Intercepted	7	12
PUNTS/AVERAGE	**74/45.4**	**86/47.0**
NET PUNTING AVG.	**74/39.9**	**86/39.9**
PENALTIES/YARDS	**96/859**	**112/1013**
FUMBLES/BALL LOST	**14/7**	**28/9**
TOUCHDOWNS	**52**	**36**
Rushing	14	8
Passing	36	24
Returns	2	4

SCORE BY PERIODS	1	2	3	4	OT	TOTAL
Patriots	**89**	**146**	**100**	**130**	**0**	**465**
Opponents	**36**	**90**	**73**	**104**	**12**	**315**

SCORING	TD	Ru	Pa	Rt	PAT	FG	S	TP
Gostkowski	0	0	0	0	52/52	33/36	0	151
Gronkowski	11	0	11	0	0/0	0/0	0	66
Blount	7	6	1	0	0/0	0/0	0	42
Edelman	7	0	7	0	0/0	0/0	0	42
White	6	2	4	0	0/0	0/0	0	36
Chandler	4	0	4	0	0/0	0/0	0	24
Lewis	4	2	2	0	0/0	0/0	0	24
Amendola	3	0	3	0	0/0	0/0	0	18
Brady	3	3	0	0	0/0	0/0	0	18
Bolden	2	0	2	0	0/0	0/0	0	12
K. Martin	2	0	2	0	0/0	0/0	0	12
Collins	1	0	0	1	0/0	0/0	0	6
Hicks	1	0	0	1	0/0	0/0	0	6
S. Jackson	1	1	0	0	0/0	0/0	0	6
Patriots	**52**	**15**	**36**	**2**	**52/52**	**33/36**	**1**	**465**
Opponents	**36**	**8**	**24**	**4**	**28/31**	**23/29**	**0**	**315**

2-Pt. Conversions: Patriots 0-0, Opponents: 1-3.

RUSHING	NO	YDS	AVG	LG	TD
Blount	165	703	4.3	38t	6
Lewis	49	234	4.8	13	2
Bolden	63	207	3.3	14	0
White	22	56	2.5	8	2
Brady	34	53	1.6	13	3
Iosefa	15	51	3.4	15	0
S. Jackson	21	50	2.4	7	1
Edelman	3	23	7.7	12	0
Amendola	2	11	5.5	8	0
LaFell	2	9	4.5	9	0
D. Johnson	1	6	6.0	6	0
K. Martin	1	6	6.0	6	0
Garoppolo	5	-5	-1.0	-1	0
Patriots	**383**	**1404**	**3.7**	**38t**	**14**
Opponents	**397**	**1580**	**4.0**	**48t**	**8**

RECEIVING	NO	YDS	AVG	LG	TD
Gronkowski	72	1176	16.3	76t	11
Amendola	65	648	10.0	41	3
Edleman	61	692	11.3	59t	7
White	40	410	10.3	68	4
LaFell	37	515	13.9	54	0
Lewis	36	388	10.8	40	2
K. Martin	24	269	11.2	39	2
Chandler	23	259	11.3	30	4
Bolden	19	180	9.5	63t	2
Dobson	13	141	10.8	24	0
Blount	6	43	7.2	14	1
M. Williams	3	26	8.7	15	0
Brady	1	36	36.0	36	0
S. Jackson	1	20	20.0	20	0
Harper	1	6	6.0	6	0
Cadet	1	2	2.0	2	0
Cleveland	1	1	1.0	1	0
Patriots	**404**	**4812**	**11.9**	**76t**	**36**
Opponents	**361**	**4209**	**11.7**	**87t**	**24**

INTERCEPTIONS	NO	YDS	AVG	LG	TD
Ryan	4	39	9.8	25	0
Harmon	3	50	16.7	30	0
Butler	2	9	4.5	9	0
Collins	1	51	51.0	51	0
McCourty	1	27	27.0	27	0
Cha. Jones	1	0	0.0	0	0
Patriots	**12**	**176**	**14.7**	**51**	**0**
Opponents	**7**	**181**	**25.9**	**99t**	**2**

PUNTING	NO	YDS	AVG	NET	TB	IN20	LG	BLK
Allen	73	3358	46.0	39.9	3	31	67	1
Patriots	**74**	**3358**	**46.0**	**39.9**	**3**	**31**	**67**	**1**
Opponents	**86**	**4043**	**47.0**	**39.9**	**7**	**20**	**70**	**0**

PUNT RETURNS	NO	FC	YDS	AVG	LG	TD
Amendola	23	12	276	12.0	82	0
Edelman	10	1	81	8.1	19	0
K. Martin	8	3	92	11.5	21	0
Harper	3	2	17	5.7	10	0
D. Johnson	2	0	3	1.5	3	0
Chung	1	0	4	4.0	4	0
Patriots	**47**	**18**	**473**	**10.1**	**82**	**0**
Opponents	**39**	**14**	**347**	**8.9**	**83t**	**1**

KICK RETURNS	NO	YDS	AVG	LG	TD
K. Martin	10	257	25.7	75	0
Amendola	8	172	21.5	29	0
M. Williams	3	18	6.0	10	0
McCourty	2	0	0.0	0	0
Chung	1	17	17.0	17	0
Gronkowski	1	5	5.0	5	0
Patriots	**25**	**469**	**18.8**	**75**	**0**
Opponents	**29**	**526**	**18.1**	**50**	**0**

SACKS: Cha. Jones 12.5, Sheard 8.0, Ninkovich 6.5, Collins 5.5, Hightower 3.5, M. Brown 3.0, Hicks 3.0, Easley 2.0, Branch 1.0, Freeny 1.0, Grissom 1.0, Mayo 1.0, McCourty 1.0; Patriots 49.0, Opponents 38.0.

FIELD GOALS	1-19	20-29	30-39	40-49	50+
Gostkowski	0/0	6/6	11/11	12/14	4/5
Patriots	**0/0**	**6/6**	**11/11**	**12/14**	**4/5**
Opponents	**1/1**	**6/6**	**7/7**	**5/10**	**4/5**

Gostkowski: () (46G,21G,50G,25G) (46G,20G,46G) (49G,57G,34G) (40G,35G) (38G,46G,24G) (52G,36G) (21G,21G) (31G,54G) (35G,54N,35G) (47G) () (43G,49G) (43G,48N,38G,42G,32G) (35G,44G) (34G,46N).

OPPONENTS: (44N,46N,44G,24G) () (40G) (51G,23G) () (20G,30G,55G) (63N) (23G) (37G,38G,53G,29G) (52G,48N,33G) (47N,21G) () (37G,45G) (49G) (30G,49G) (38G,46N,19G).

STARTERS:

OFFENSE: WR Julian Edelman (9), Keshawn Martin (6) Aaron Dobson (1); LT Sebastian Vollmer (8), Nate Solder (4), Marcus Cannon (2), Cameron Fleming 2); LG Shaq Mason (10), Josh Kline (6); C David Andrews (11), Bryan Stork (5); RG Tre' Jackson (9), Josh Kline (7); RT Marcus Cannon (6), Sebastian Vollmer (5) Cameron Fleming (4), Bryan Stork (1); TE Rob Gronkowski (15), Michael Williams (1); WR Danny Amendola (7), Brandon LaFell (6), Keshawn Martin (2); QB Tom Brady (16), RB LeGrarrette Blount (6), Dion Lewis (6), Brandon Bolden (2), Steven Jackson (1), James White (1), 2nd TE Michael Williams (7), Scott Chandler (4), Asante Cleveland (1), Cameron Fleming (1); 3rd WR Aaron Dobson (2), Brandon LaFell (1); 3rd TE Michael Williams (1).

DEFENSE: LE Rob Ninkovich (16); DT Alan Branch (15), Dominique Easley (1); DT Malcom Brown (12), Sealver Siliga (4); RE Chandler Jones 15, Jabaal Sheard 1; LB Jamie Collins (12), Dont'a Hightower (12), Jerod Mayo (8), Jonathan Freeny (7), Jonathan Bostic (1); DB Duron Harmon (3), Leonard Johnson (3), Justin Coleman (2), Jordan Richards (1); LCB Malcolm Butler (16); RCB Logan Ryan (14), Tarell Brown (2); S Devin McCourty (14), Patrick Chung (14), Duron Harmon (2), Jordan Richards (1).

2015 Coaching Staff: Josh Boyer, Cornerbacks; Moses Cabrera, Assistant Strength and Conditioning; Brian Daboll, Tight Ends; Brendan Daly, Defensive Line; Dave DeGuglielmo, Offensive Line, Ivan Fears, Running Backs; Brian Flores, Safeties; Patrick Graham, Linebackers; Joe Judge, Special Teams; Josh McDaniels, Offensive Coordinator/Quarterbacks; Harold Nash, Head Strength and Conditioning; Chad O'Shea, Wide Receivers; Matt Patricia, Defensive Coordinator; Ray Ventrone, Asst. Special Teams.

Pro Bowl (7): Tom Brady (11), Malcolm Butler (1), Jamie Collins (1), Stephen Gostkowski (4), Rob Gronkowski (4), Chandler Jones (1), ST Matthew Slater (5).

PASSING	ATT	CMP	YARDS	CMP%	YDS/ATT	TD	TD%	INT	INT%	LG	SK/YDS	RATING
Brady	624	402	4770	64.4	7.64	36	5.8	7	1.1	76t	38/225	102.2
Garoppolo	4	1	6	25.0	1.50	0	0.0	0	0.0	6	0/0	39.6
Amendola	1	1	36	100.0	36.00	0	0.0	0	0.0	36	0/0	118.8
Patriots	**629**	**404**	**4812**	**64.2**	**7.65**	**36**	**5.7**	**7**	**1.1**	**76t**	**38/225**	**101.9**
Opponents	**596**	**361**	**4209**	**60.6**	**7.06**	**24**	**4.0**	**12**	**2.0**	**87t**	**49/359**	**87.0**

2016 FINAL STATISTICS (14-2)

HEAD COACH: BILL BELICHICK • AFC EAST DIVISION CHAMPIONS • HOME STADIUM: GILLETTE STADIUM

Date	W/L	Score		Opp.	Att.
9/11	W	23-21	at	Arizona	64,864
9/18	W	31-24		Miami	66,829
9/22	W	27-0		Houston	66,829
10/02	L	0-16		Buffalo	66,829
10/09	W	33-13	at	Cleveland	67,431
10/16	W	35-17		Cincinnati	66,829
10/23	W	27-16	at	Pittsburgh	66,009
10/30	W	41-25	at	Buffalo	70,442
11/06				BYE WEEK	
11/13	L	24-31		Seattle	66,829
11/20	W	30-17	at	San Francisco	70,178
11/27	W	22-17	at	N.Y. Jets	78,160
12/04	W	26-10		Los Angeles	66,829
12/12	W	30-23		Baltimore	66,829
12/18	W	16-3	at	Denver	76,893
12/24	W	41-3		N.Y. Jets	66,829
01/01	W	35-14	at	Miami	66,163
AFC PLAYOFFS					
01/14	W	34-16		Houston	66,829
01/22	W	36-17		Pittsburgh	66,829
SUPER BOWL LI (at Houston, Texas)					
2/05	W	34-28		Atlanta OT	70,807

TEAM STATISTICS	PATS	OPP
TOTAL FIRST DOWNS	**351**	**294**
Rushing	109	81
Passing	203	190
Penalty	39	23
3rd Down: Made/Att	104/227	76/206
3rd Down Pct.	45.8	36.9
4th Down: Made/Att	8/12	7/18
4th Down Pct.	66.7	38.9
POSSESSION AVG.	**31:13**	**28:47**
TOTAL NET YARDS	**6180**	**5223**
Avg. Per Game	386.3	326.4
Total Plays	1056	998
Avg. Per Play	5.9	5.2
NET YARDS RUSHING	**1872**	**1417**
Avg. Per Game	117.0	88.6
Total Rushes	482	368
NET YARDS PASSING	**4308**	**3806**
Avg. Per Game	269.3	237.9
Sacked/Yards Lost	24/148	34/227
Gross Yards	4456	4033
Attempts/Completions	550/368	596/368
Completion Pct.	66.9	61.7
Had Intercepted	2	13
PUNTS/AVERAGE	**72/44.7**	**80/45.5**
NET PUNTING AVG.	**72/41.4**	**80/41.1**
PENALTIES/YARDS	**93/819**	**113/930**
FUMBLES/BALL LOST	**27/9**	**26/10**
TOUCHDOWNS	**51**	**27**
Rushing	19	6
Passing	32	21
Returns	0	0

SCORE BY PERIODS	1	2	3	4	OT	TOTAL
Patriots	**130**	**112**	**106**	**93**	**0**	**441**
Opponents	**32**	**77**	**61**	**80**	**0**	**250**

SCORING	TD	Ru	Pa	Rt	PAT	FG	S	TP
Gostkowski	0	0	0	0	46/49	27/32	0	127
Blount	18	18	0	0	0/0	0/0	0	108
Bennett	7	0	7	0	0/0	0/0	0	42
White	5	0	5	0	0/0	0/0	0	30
Amendola	4	0	4	0	0/0	0/0	0	24
Hogan	4	0	4	0	0/0	0/0	0	24
Mitchell	4	0	4	0	0/0	0/0	0	24
Edelman	3	0	3	0	0/0	0/0	0	20
Gronkowski	3	0	3	0	0/0	0/0	0	18
Brissett	1	1	0	0	0/0	0/0	0	6
Floyd	1	0	1	0	0/0	0/0	0	6
Lengel	1	0	1	0	0/0	0/0	0	6
Brown	0	0	0	0	0/0	0/0	1	2
Hightower	0	0	0	0	0/0	0/0	1	2
Patriots	**51**	**19**	**32**	**0**	**46/49**	**27/32**	**2**	**441**
Opponents	**27**	**6**	**21**	**0**	**23/24**	**21/29**	**0**	**250**

2-Pt. Conversions: Edelman, Team: 1-2, Opponents: 1-3.

RUSHING	NO	YDS	AVG	LG	TD
Blount	299	1161	3.9	44	18
Lewis	64	283	4.4	15	0
White	39	166	4.3	16	0
Brissett	16	83	5.2	27t	1
Brady	28	64	2.3	15	0
Edelman	12	57	4.8	9	0
Foster	7	24	3.4	7	0
Bennett	2	10	5.0	6	0
Hogan	3	9	3.0	6	0
Garoppolo	10	6	0.6	10	0
Slater	1	5	5.0	5	0
Bolden	1	4	4.0	4	0
Patriots	**482**	**1872**	**3.9**	**44**	**19**
Opponents	**368**	**1417**	**3.9**	**45**	**6**

RECEIVING	NO	YDS	AVG	LG	TD
Edelman	98	1106	11.3	77t	3
White	60	551	9.2	61	5
Bennett	55	701	12.7	58	7
Hogan	38	680	17.9	79t	4
Mitchell	32	401	12.5	56t	4
Gronkowski	25	540	21.6	53t	3
Amendola	23	243	10.6	32	4
Lewis	17	94	5.5	16	0
Blount	7	38	5.4	16	0
Floyd	4	42	10.5	14t	1
Develin	3	18	6.0	13	0
Lengel	2	22	11.0	18t	1
Bolden	2	15	7.5	13	0
Garoppolo	1	3	3.0	3	0
Foster	1	2	2.0	2	0
Patriots	**368**	**4456**	**12.1**	**79t**	**32**
Opponents	**368**	**4033**	**11.0**	**66**	**21**

INTERCEPTIONS	NO	YDS	AVG	LG	TD
Butler	4	28	7.0	21	0
Ryan	2	44	22.0	46	0
Collins	2	31	15.5	18	0
Chung	1	4	4.0	4	0
Harmon	1	0	0.0	0	0
McCourty	1	0	0.0	0	0
Rowe	1	0	0.0	0	0
Van Noy	1	0	0.0	0	0
Patriots	**13**	**107**	**8.2**	**46**	**0**
Opponents	**2**	**16**	**8.0**	**14**	**0**

PUNTING	NO	YDS	AVG	NET	TB	IN20	LG	BLK
Allen	72	3217	44.7	41.4	5	23	57	0
Patriots	**72**	**3217**	**44.7**	**41.4**	**5**	**23**	**57**	**0**
Opponents	**80**	**3639**	**45.5**	**41.1**	**2**	**27**	**76**	**0**

PUNT RETURNS	NO	FC	YDS	AVG	LG	TD
Amendola	18	7	121	6.7	30	0
Edelman	15	7	135	9.0	23	0
C. Jones	11	3	46	4.2	13	0
Chung	1	1	7	7.0	7	0
Patriots	**45**	**18**	**309**	**6.9**	**30**	**0**
Opponents	**27**	**19**	**134**	**5.0**	**18**	**0**

KICK RETURNS	NO	YDS	AVG	LG	TD
C. Jones	8	180	22.5	43	0
Amendola	5	129	25.8	73	0
Develin	3	35	11.7	15	0
Edelman	3	44	14.7	19	0
Slater	3	52	17.3	19	0
Lewis	2	35	17.5	23	0
McCourty	2	9	4.5	9	0
White	2	28	14.0	18	0
Foster	1	30	30.0	30	0
Patriots	**29**	**542**	**18.7**	**73**	**0**
Opponents	**40**	**771**	**19.3**	**35**	**0**

SACKS: Flowers 7.0, Sheard 5.0, Long 4.0, Ninkovich 4.0, Brown 3.0, Hightower 2.5, Branch 1.5, Butler 1.0, Chung 1.0, Collins 1.0, McClellin 1.0, Ryan 1.0, Valentine 1.0, Van Noy 1.0; Patriots 34.0, Opponents 24.0.

FIELD GOALS	1-19	20-29	30-39	40-49	50+
Gostkowski	0/0	9/9	7/9	9/10	2/4
Patriots	**0/0**	**9/9**	**7/9**	**9/10**	**2/4**
Opponents	**0/0**	**6/6**	**7/9**	**6/10**	**2/4**

Gostkowski: (47G,53G32G) (34G,39N) (24G,25G) (48N) (50N,31G) (46G,31G) () (51G,32G) (30G), (38G), (28G, 39N,29G,41G) (28G,48G,45G,45G) () (45G,40G,21G) (29G,22G) (40G,26G,52N).

OPPONENTS: (47N) (27G) () (34G,43G,47N,44G) ( ) (25G) (42N,32G,46G,44G,54N) (23G,49N) (27G,31G,41G, 23G) (33G) (51G,54B) (44G) (34B,50G,38G,37G) (33G) (34N,29G) ( ).

STARTERS:

OFFENSE: WR Chris Hogan (14), Malcolm Mitchell (2); LT Nate Solder (15), Cameron Fleming (1); LG Joe Thuney (16); C David Andrews (16); RG Shaq Mason (15), Ted Karras (1); RT Marcus Cannon (15), Cameron Fleming (1); TE Martellus Bennett (9), Rob Gronkowski (6); 2nd WR Julian Edelman (13), Malcolm Mitchell (2); QB Tom Brady (12), Jacoby Brissett (2), Jimmy Garoppolo (2); RB LeGarrette Blount (8), Dion Lewis (4), James White (4); 2nd TE Martellus Bennett (3), Cameron Fleming (3) FB James Develin (4); 3rd WR Danny Amendola (4), Malcolm Mitchell (2), Michael Floyd (1); 2nd RB Dion Lewis (1).

DEFENSE: LE Chris Long (7), Alan Branch (8), Trey Flowers (1); DT Alan Branch (8), Malcom Brown (5), Vincent Valentine (2), Woodrow Hamilton (1); DT Malcom Brown (7), Anthony Johnson (1); RE Jabaal Sheard (8), Trey Flowers (7), Malcom Brown (1); LB Dont'a Hightower (13), Rob Ninkovich (11), Jamie Collins (6), Shea McClellin (4), Elandon Roberts (5), Jonathan Freeny (4), Kyle Van Noy (2); DB Duron Harmon (4), Eric Rowe (4), Justin Coleman (1), Cyrus Jones (1), Jonathan Jones (1); LCB Malcolm Butler (16); RCB Logan Ryan (13), Eric Rowe (3); S Patrick Chung (16), Devin McCourty (16).

2016: Coaching Staff: Steve Belichick, Safeties; Josh Boyer, Cornerbacks; Moses Cabrera, Head Strength and Conditioning; Brian Daboll, Tight Ends; Brendan Daly, Defensive Line; Ivan Fears, Running Backs; Brian Flores, Linebackers; James Hardy, Assistant Strength and Conditioning; Joe Judge, Special Teams; Josh McDaniels, Offensive Coordinator/Quarterbacks; Chad O'Shea, Wide Receivers; Matt Patricia, Defensive Coordinator; Dante Scarnecchia, Offensive Line; Jerry Schuplinski, Assistant Quarterbacks; Ray Ventrone, Asst. Special Teams.

Pro Bowl (4): Tom Brady (12), Dont'a Hightower (1), Devin McCourty (3), ST Matthew Slater (6).

PASSING	ATT	CMP	YARDS	CMP%	YDS/ATT	TD	TD%	INT	INT%	LG	SK/YDS	RATING
Brady	432	291	3554	67.4	8.23	28	6.5	2	0.5	79t	15/87	112.2
Garoppolo	63	43	502	68.3	7.97	4	6.3	0	0.0	37t	3/15	113.3
Brissett	55	34	400	61.8	7.27	0	0.0	0	0.0	58	6/46	83.9
Patriots	**550**	**368**	**4456**	**66.9**	**8.10**	**32**	**5.8**	**2**	**0.4**	**79t**	**24/148**	**109.5**
Opponents	**596**	**368**	**4033**	**61.7**	**6.77**	**21**	**3.5**	**13**	**2.2**	**66**	**34/227**	**84.4**

2017 FINAL STATISTICS (13-3)

HEAD COACH: BILL BELICHICK • AFC EAST DIVISION CHAMPIONS • HOME STADIUM: GILLETTE STADIUM

Date	W/L	Score		Opp.	Att.
09/07	L	27-42		Kansas City	65,878
09/17	W	36-20	at	New Orleans	73,168
09/24	W	36-33		Houston	65,878
10/01	L	30-33		Carolina	65,878
10/05	W	19-14	at	Tampa Bay	64,476
10/15	W	24-17	at	N.Y. Jets	77,562
10/22	W	23-7		Atlanta	65,878
10/29	W	21-13		L.A. Chargers	65,878
11/05				BYE WEEK	
11/12	W	41-16	at	Denver	76,820
11/19	W	33-8	at	Oakland*	77,357
11/26	W	35-17		Miami	65,878
12/03	W	23-3	at	Buffalo	68,499
12/11	L	20-27	at	Miami	65,548
12/17	W	27-24	at	Pittsburgh	68,574
12/24	W	37-16		Buffalo	65,878
12/31	W	26-6		N.Y. Jets	65,878
*Mexico City					
AFC PLAYOFFS					
01/13	W	35-14		Tennessee	65,878
01/21	W	24-20		Jacksonville	65,878
SUPER BOWL LII (at Minneapolis, Minn.)					
02/04	L	33-41		Philadelphia	67,612

TEAM STATISTICS	PATS	OPP
TOTAL FIRST DOWNS	**389**	**325**
Rushing	107	98
Passing	232	204
Penalty	50	23
3rd Down: Made/Att	82/202	82/208
3rd Down Pct.	40.6	39.4
4th Down: Made/Att	8/13	10/23
4th Down Pct.	61.5	43.5
POSSESSION AVG.	**30:37**	**29:23**
TOTAL NET YARDS	**6307**	**5856**
Avg. Per Game	394.2	366.0
Total Plays	1070	1022
Avg. Per Play	5.9	5.7
NET YARDS RUSHING	**1889**	**1836**
Avg. Per Game	118.1	114.8
Total Rushes	448	390
NET YARDS PASSING	**4418**	**4020**
Avg. Per Game	276.1	251.3
Sacked/Yards Lost	35/201	42/299
Gross Yards	4619	4319
Attempts/Completions	587/389	590/367
Completion Pct.	66.3	62.2
Had Intercepted	8	12
PUNTS/AVERAGE	**58/43.4**	**67/44.9**
NET PUNTING AVG.	**58/40.5**	**67/39.8**
PENALTIES/YARDS	**95/835**	**111/1035**
FUMBLES/BALL LOST	**13/4**	**19/6**
TOUCHDOWNS	**49**	**33**
Rushing	16	6
Passing	32	24
Returns	1	3

SCORE BY PERIODS	1	2	3	4	OT	TOTAL
Patriots	**92**	**179**	**96**	**91**	**0**	**458**
Opponents	**62**	**98**	**51**	**85**	**0**	**296**

SCORING	TD	Ru	Pa	Rt	PAT	FG	S	TP
Gostkowski	0	0	0	0	45/47	37/40	0	156
D. Lewis	10	6	3	1	0/0	0/0	0	60
Gronkowski	8	0	8	0	0/0	0/0	0	50
Burkhead	8	5	3	0	0/0	0/0	0	48
Cooks	7	0	7	0	0/0	0/0	0	44
Gillislee	5	5	0	0	0/0	0/0	0	30
Hogan	5	0	5	0	0/0	0/0	0	30
White	3	0	3	0	0/0	0/0	0	18
Amendola	2	0	2	0	0/0	0/0	0	12
D. Allen	1	0	1	0	0/0	0/0	0	6
B. King	0	0	0	0	0/0	0/0	1	2
Lee	0	0	0	0	0/0	0/0	1	2
Patriots	**49**	**16**	**32**	**1**	**45/47**	**37/40**	**2**	**458**
Opponents	**33**	**6**	**24**	**3**	**30/31**	**22/31**	**0**	**296**

2-Pt. Conversions: Cooks, Gronkowski, TM 2-2, Opponents 1-2.

RUSHING	NO	YDS	AVG	LG	TD
D. Lewis	180	896	5.0	44	6
Gillislee	104	383	3.7	16	5
Burkhead	64	264	4.1	31	5
White	43	171	4.0	10	0
Bolden	13	67	5.2	20	0
Cooks	9	40	4.4	13	0
Brady	25	28	1.1	7	0
Hogan	3	17	5.7	13	0
Ebner	1	14	14.0	14	0
Dorsett	1	7	7.0	7	0
J. Hollister	1	5	5.0	5	0
Hoyer	4	-3	-0.8	0	0
Patriots	**448**	**1889**	**4.2**	**44**	**16**
Opponents	**390**	**1836**	**4.7**	**87t**	**6**

RECEIVING	NO	YDS	AVG	LG	TD
Gronkowski	69	1084	15.7	53t	8
Cooks	65	1082	16.6	64t	7
Amendola	61	659	10.8	27	2
White	56	429	7.7	27	3
Hogan	34	439	12.9	47t	5
D. Lewis	32	214	6.7	20	3
Burkhead	30	254	8.5	23	3
Dorsett	12	194	16.2	39	0
D. Allen	10	86	8.6	22	1
Bennett	6	53	8.8	27	0
Develin	6	38	6.3	10	0
Britt	2	23	11.5	16	0
J. Hollister	4	42	10.5	19	0
Gillislee	1	15	15.0	15	0
Bolden	1	7	7.0	7	0
Patriots	**389**	**4619**	**11.9**	**64t**	**32**
Opponents	**367**	**4319**	**11.8**	**78t**	**24**

INTERCEPTIONS	NO	YDS	AVG	LG	TD
Harmon	4	12	3.0	12	0
Gilmore	2	59	29.5	39	0
M. Butler	2	-1	-0.5	1	0
Chung	1	30	30.0	30	0
Lee	1	8	8.0	8	0
J. Jones	1	6	6.0	6	0
McCourty	1	0	0.0	0	0
Patriots	**12**	**114**	**9.5**	**39**	**0**
Opponents	**8**	**63**	**7.9**	**29**	**1**

PUNTING	NO	YDS	AVG	NET	TB	IN20	LG	BLK
Allen	58	2515	43.4	40.5	3	24	60	0
Patriots	**58**	**2515**	**43.4**	**40.5**	**3**	**24**	**60**	**0**
Opponents	**67**	**3008**	**44.9**	**39.8**	**4**	**23**	**68**	**1**

PUNT RETURNS	NO	FC	YDS	AVG	LG	TD
Amendola	27	18	231	8.6	40	0
Reedy	4	0	32	8.0	13	0
Chung	1	3	0	0.0	0	0
Patriots	**32**	**21**	**263**	**8.2**	**40**	**0**
Opponents	**23**	**14**	**105**	**4.6**	**16**	**0**

KICK RETURNS	NO	YDS	AVG	LG	TD
D. Lewis	23	570	24.8	103t	1
McCourty	2	15	7.5	12	0
Amendola	1	16	16.0	16	0
Burkhead	1	17	17.0	17	0
Chung	1	4	4.0	4	0
Patriots	**28**	**622**	**22.2**	**103t**	**1**
Opponents	**58**	**1095**	**18.9**	**34**	**0**

SACKS: T. Flowers 6.5, Van Noy 5.5, Wise 5.0, M. Flowers 3.5, Lee 3.5, Brown 2.5, A. Butler 2.0, Harrison 2.0, Hightower 2.0, Roberts 2.0, Harris 1.5, M. Butler 1.0, Guy 1.0, J. Jones 1.0, Marsh 1.0, McCourty 1.0, (group) 1.0; Patriots 42.0, Opponents 35.0.

FIELD GOALS	1-19	20-29	30-39	40-49	50+
Gostkowski	0/0	16/16	9/9	8/11	4/4
Patriots	**0/0**	**16/16**	**9/9**	**8/11**	**4/4**
Opponents	**0/0**	**3/3**	**11/14**	**7/10**	**1/4**

Gostkowski: (25G,32G) (28G,24G,27G) () (41G,35G,58G) (27G,23G,45G,48G) (47N,28G) (29G,21G,38G) (25G,36G,43N,43G,43N,26G) (25G,28G) (62G,51G,40G,29G) () (50G,31G,39G) (46G,33G) (32G,46G) (21G,40G,34G) (21G).

OPPONENTS: () (46G,35G,49N) (39G,40G,31G,36G) (32G,48G) (56N,49N,31N) (28G) (37B,36N) (51B) (39G,33G,36G) () (28G) (49G) (30G,44G) (51G) (41G,23G,30G,50N) (48G,40N,35G).

STARTERS:

OFFENSE: WR Brandin Cooks (15), Chris Hogan (1); LT Nate Solder (15), Cam Fleming (1); LG Joe Thuney (16); C David Andrews (14), Ted Karras (2); RG Shaq Mason (16); RT Marcus Cannon (7), Cam Fleming (5), LaAdrian Waddle (4); TE Rob Gronkowski (14), Dwayne Allen (2); 2nd WR Chris Hogan (6), Danny Amendola (6), Phillip Dorsett (2); QB Tom Brady (16); RB Dion Lewis (8) James White (4), Rex Burkhead (2), Mike Gillislee (2); 2nd TE Dwayne Allen (6), Jacob Hollister (1), Nate Solder (1); 3rd WR Danny Amendola (2); FB James Develin (7); 2nd RB Rex Burkhead (1).

DEFENSE: LE Lawrence Guy (10), Trey Flowers (3), Eric Lee (3); DT Alan Branch (5), Lawrence Guy (5), Adam Butler (3), Deatrich Wise Jr. (2), Ricky Jean Francois (1); DT Malcom Brown (12), Trey Flowers (2), Alan Branch (1), Adam Butler (1); RE Trey Flowers (9), Adam Butler (2), Dont'a Hightower (1), Deatrich Wise Jr. (1); LB Elandon Roberts (14), Kyle Van Noy (12), Dont'a Hightower (4), David Harris (6), Marquis Flowers (2), Eric Lee (2), Cassius Marsh (1), Trevor Reilly (1); DB Jonathan Jones (4), Duron Harmon (2), Eric Rowe (2), Jordan Richards (1); LCB Malcolm Butler (15), Eric Rowe (1); RCB Stephon Gilmore (13), Johnson Bademosi (3); S Devin McCourty (16), Patrick Chung (11), Jordan Richards (4), Duron Harmon (1).

2017 Coaching Staff: Steve Belichick, Safeties; Josh Boyer, Cornerbacks; Moses Cabrera, Head Strength and Conditioning; Nick Caley, Tight Ends; Brendan Daly, Defensive Line; Ivan Fears, Running Backs; Brian Flores, Linebackers; James Hardy, Assistant Strength and Conditioning; Joe Judge, Special Teams; Josh McDaniels, Offensive Coordinator/Quarterbacks; Chad O'Shea, Wide Receivers; Matt Patricia, Defensive Coordinator; Dante Scarnecchia, Offensive Line; Jerry Schuplinski, Assistant Quarterbacks; Ray Ventrone, Assistant Special Teams.

Pro Bowl (6): Tom Brady (13), James Develin (1), Rob Gronkowski (5), Devin McCourty (4), ST Matthew Slater (7), Nate Solder (1).

PASSING	ATT	CMP	YARDS	CMP%	YDS/ATT	TD	TD%	INT	INT%	LG	SK/YDS	RATING
Brady	581	385	4577	66.3	7.88	32	5.5	8	1.4	64t	35/201	102.8
Hoyer	6	4	42	66.7	7.00	0	0.0	0	0.0	27	0/0	86.8
Patriots	**587**	**389**	**4619**	**66.3**	**7.87**	**32**	**5.5**	**8**	**1.4**	**64t**	**35/201**	**102.6**
Opponents	**590**	**367**	**4319**	**62.2**	**7.32**	**24**	**4.1**	**12**	**2.0**	**78t**	**42/299**	**89.5**

2018 FINAL STATISTICS (11-5)

HEAD COACH: BILL BELICHICK • AFC EAST DIVISION CHAMPIONS • HOME STADIUM: GILLETTE STADIUM

Date	W/L	Score		Opp.	Att.
09/09	W	27-20		Houston	65,878
09/16	L	20-31	at	Jacksonville	68,527
09/23	L	10-26	at	Detroit	61,769
09/30	W	38-7		Miami	65,878
10/04	W	38-24		Indianapolis	65,878
10/14	W	43-40		Kansas City	65,878
10/21	W	38-31	at	Chicago	62,389
10/29	W	25-6	at	Buffalo	70,109
11/04	W	31-17		Green Bay	65,878
11/11	L	10-34	at	Tennessee	69,363
11/18				BYE WEEK	
11/25	W	27-13	at	N.Y. Jets	77,982
12/02	W	24-10		Minnesota	65,878
12/09	L	33-34	at	Miami	66,087
12/16	L	10-17	at	Pittsburgh	65,280
12/23	W	24-12		Buffalo	65,878
12/30	W	38-3		N.Y. Jets	65,878
AFC PLAYOFFS					
01/13	W	41-28		L.A. Chargers	65,878
01/20	W	37-31	at	Kansas City OT	77,034
SUPER BOWL LIII (at Atlanta, Ga.)					
02/03	W	13-3		L.A. Rams	70, 081

TEAM STATISTICS	PATS	OPP
Total First Downs	**365**	**322**
Rushing	131	93
Passing	206	208
Penalty	28	21
3rd Down: Made/Att	82/201	76/197
3rd Down Pct.	40.8	38.6
4th Down: Made/Att	7/14	6/16
4th Down Pct.	50.0	37.5
Possession Avg.	**31:05**	**28:55**
Total Net Yards	**6295**	**5746**
Avg. Per Game	393.4	359.1
Total Plays	1073	1002
Avg. Per Play	5.9	5.7
Net Yards Rushing	**2037**	**1803**
Avg. Per Game	127.3	112.7
Total Rushes	478	367
Net Yards Passing	**4528**	**3943**
Avg. Per Game	266.1	246.4
Sacked/Yards Lost	21/147	30/238
Gross Yards	4405	4181
Attempts/Completions	574/378	605/370
Completion Pct.	65.9	61.2
Had Intercepted	11	18
Punts/Average	**64/45.1**	**71/40.8**
Net Punting Avg.	**64/39.5**	**71/37.2**
Penalties/Yards	**93/744**	**91/838**
Fumbles/Ball Lost	**11/7**	**20/10**
Touchdowns	**51**	**36**
Rushing	18	7
Passing	29	29
Returns	4	0

SCORE BY PERIODS	1	2	3	4	OT	TOTAL
Patriots	**88**	**157**	**74**	**117**	**0**	**436**
Opponents	**80**	**81**	**80**	**84**	**0**	**325**

SCORING	TD	Ru	Pa	Rt	PAT	FG	S	TP
Gostkowski	0	0	0	0	49/50	27/32	0	130
White	12	5	7	0	0/0	0/0	0	72
Edelman	6	0	6	0	0/0	0/0	0	36
Michel	6	6	0	0	0/0	0/0	0	36
C. Patterson	5	1	3	1	0/0	0/0	0	30
Develin	4	4	0	0	0/0	0/0	0	24
Dorsett	3	0	3	0	0/0	0/0	0	18
Gordon	3	0	3	0	0/0	0/0	0	18
Gronkowski	3	0	3	0	0/0	0/0	0	18
Hogan	3	0	3	0	0/0	0/0	0	18
Brady	2	2	0	0	0/0	0/0	0	12
Van Noy	2	0	0	2	0/0	0/0	0	12
Burkhead	1	0	1	0	0/0	0/0	0	6
D. McCourty	1	0	0	1	0/0	0/0	0	6
Patriots	**51**	**18**	**29**	**4**	**49/50**	**27/32**	**0**	**436**
Opponents	**36**	**7**	**29**	**0**	**34/34**	**25/29**	**0**	**325**

2-Pt. Conversions: TM 0-1, Opponents 0-1.

RUSHING	NO	YDS	AVG	LG	TD
Michel	209	931	4.5	34t	6
White	94	425	4.5	27t	5
C. Patterson	42	228	5.4	27	1
Burkhead	57	186	3.3	12	0
Edelman	9	107	11.9	20	0
Barner	19	71	3.7	11	0
Brady	23	35	1.5	10	2
Dorsett	4	29	7.3	17	0
Hill	4	25	6.3	11	0
Develin	6	8	1.3	2t	4
Hoyer	11	-8	-.7	2	0
Patriots	**478**	**2037**	**4.3**	**34t**	**18**
Opponents	**367**	**1803**	**4.9**	**54t**	**7**

RECEIVING	NO	YDS	AVG	LG	TD
White	87	751	8.6	42	7
Edelman	74	850	11.5	36	6
Gronkowski	47	682	14.5	42	3
Gordon	40	720	18.0	55t	3
Hogan	35	532	15.2	63t	3
Dorsett	32	290	9.1	20	3
C. Patterson	21	247	11.8	55t	3
Burkhead	14	131	9.4	25	1
Develin	12	61	5.1	11	0
Michel	7	50	7.1	13	0
J. Hollister	4	52	13.0	23	0
D. Allen	3	27	9.0	21	0
Brady	1	6	6.0	6	0
Hill	1	6	6.0	6	0
Patriots	**378**	**4405**	**11.7**	**63t**	**29**
Opponents	**370**	**4181**	**11.3**	**75t**	**29**

INTERCEPTIONS	NO	YDS	AVG	LG	TD
Harmon	4	0	0.0	0	0
J. Jones	3	34	11.3	28	0
Jackson	3	9	3.0	9	0
Gilmore	2	0	0.0	0	0
D. McCourty	1	84	84.0	84t	1
Hightower	1	27	27.0	27	0
Chung	1	2	2.0	2	0
Bentley	1	0	0.0	0	0
J. McCourty	1	0	0.0	0	0
Van Noy	1	0	0.0	0	0
Patriots	**18**	**156**	**8.7**	**84t**	**1**
Opponents	**11**	**67**	**6.1**	**19**	**0**

PUNTING	NO	YDS	AVG	NET	TB	IN	LG	BLK
R. Allen	64	2885	45.1	39.5	5	21	66	0
Patriots	**64**	**2885**	**45.1**	**39.5**	**5**	**21**	**66**	**0**
Opponents	**71**	**2899**	**40.8**	**37.2**	**3**	**19**	**57**	**2**

PUNT RETURNS	NO	FC	YDS	AVG	LG	TD
Edelman	20	11	154	7.7	25	0
C. Jones	5	1	45	9.0	24	0
McCarron	1	3	0	0.0	0	0
Patriots	**26**	**15**	**199**	**7.7**	**25**	**0**
Opponents	**25**	**8**	**255**	**10.2**	**33**	**0**

KICK RETURNS	NO	YDS	AVG	LG	TD
C. Patterson	23	663	28.8	95t	1
Michel	4	77	19.3	26	0
Develin	1	15	15.0	15	0
Patriots	**28**	**755**	**27.9**	**95t**	**1**
Opponents	**42**	**1034**	**24.6**	**97**	**0**

SACKS: T. Flowers 7.5, Wise 4.5, Van Noy 3.5, Butler 3.0, Clayborn 2.5, Simon 2.0, J. Jones 1.5, Gilmore 1.0, Guy 1.0, Hightower 1.0, Rivers 1.0, Roberts 1.0, Chung 0.5
Patriots 30.0, Opponents 21.0

FIELD GOALS	1-19	20-29	30-39	40-49	50+
Gostkowski	0/0	11/11	10/10	4/6	2/5
Patriots	**0/0**	**11/11**	**10/10**	**4/6**	**2/5**
Opponents	**0/0**	**4/4**	**10/12**	**8/10**	**3/3**

GOSTKOWSKI: (39G,35G) (54N,29G,46G) (36G) (20G) (45G) (48G,24G,39G,50G,28G) (29G) (25G,40G,38G,50N,25G) (28G) (52G,52N) (34G,32G) (20G,48N) (42N,32G, 22G) (33G) (24G) (38G).

OPPONENTS: (42G,36G) (28G) (38G,25G,32G,30G) () (38N,54G) (42G,43G,24G,30G) (46G) (47G,51G) (29G) (33G,31G) (55G,38G) (48N,39G) () (32N,48G) (43N,35G,41G) (40G)

STARTERS:

Offense: WR Josh Gordon (11), Chris Hogan (3), Cordarrelle Patterson (1), Phillip Dorsett (1); LT Trent Brown (16); LG Joe Thuney (16); C David Andrews (16); RG Shaq Mason (14), Ted Karras (2); RT Marcus Cannon (13), LaAdrian Waddle (3); TE Rob Gronkowski (11), Dwayne Allen (5); 2nd WR Julian Edelman (12), Phillip Dorsett (1); QB Tom Brady (16); RB Sony Michel (8), Rex Burkhead (4), James White (3), Cordarrelle Patterson (1); 2nd TE Dwayne Allen (2); FB James Develin (9); 3rd WR Chris Hogan (4), Cordarrelle Patterson (3); 3rd TE Jacob Hollister (1).

Defense: LE Trey Flowers (15), Ja'Whaun Bentley (1); DT Lawrence Guy (15), Deatrich Wise Jr. (1); DT Malcom Brown (14), Danny Shelton (1), Deatrich Wise Jr. (1); RE Keionta Davis (3), Deatrich Wise Jr. (3), Adrian Clayborn (1), John Simon (1); LB Dont'a Hightower (13), Ja'Whaun Bentley (2), Elandon Roberts (1); LB Kyle Van Noy (8), Dont'a Hightower (1), Elandon Roberts (6), Dont'a Hightower (2); LB Kyle Van Noy (8), Elandon Roberts (3); LB Elandon Roberts (1), John Simon (1); DB Jonathan Jones (5), Duron Harmon (4), J.C. Jackson (3); LCB Jason McCourty (12), J.C. Jackson (2), Eric Rowe (2); RCB Stephon Gilmore (16); S Patrick Chung (14), Duron Harmon (2); S Devin McCourty (16).

2018 Coaching Staff: Cameron Achord, Assistant Special Teams; Steve Belichick, Safeties; Josh Boyer, Cornerbacks; Moses Cabrera, Head Strength and Conditioning; Nick Caley, Tight Ends; Brendan Daly, Defensive Line; Ivan Fears, Running Backs; Brian Flores, Linebackers; Joe Judge, Special Teams; Deron Mayo, Assistant Strength and Conditioning; Josh McDaniels, Offensive Coordinator/Quarterbacks; Chad O'Shea, Wide Receivers; Dante Scarnecchia, Offensive Line; Jerry Schuplinski, Assistant Quarterbacks.

Pro Bowl (2): Tom Brady (14), Stephon Gilmore (2).

PASSING	ATT	CMP	YARDS	CMP%	YDS/ATT	TD	TD%	INT	INT%	LG	SK/YDS	RATING
Brady	570	375	4355	65.8	7.64	29	5.1	11	1.9	63t	21/147	97.7
Edelman	2	2	43	100.0	21.50	0	0.0	0	0.0	37	0/0	118.8
Hoyer	2	1	7	50.0	3.50	0	0.0	0	0.0	7	0/0	58.3
Patriots	**574**	**378**	**4405**	**65.9**	**7.67**	**29**	**5.1**	**11**	**1.9**	**63t**	**21/147**	**97.8**
Opponents	**605**	**370**	**4181**	**61.2**	**6.91**	**29**	**4.8**	**18**	**3.0**	**75t**	**30/238**	**85.4**

2019 FINAL STATISTICS (12-4)

HEAD COACH: BILL BELICHICK • AFC EAST DIVISION CHAMPIONS • HOME STADIUM: GILLETTE STADIUM

Date	W/L	Score		Opp.	Att.
09/08	W	33-3		Pittsburgh	65,878
09/15	W	43-0	at	Miami	65,513
09/22	W	30-14		N.Y. Jets	65,878
09/29	W	16-10	at	Buffalo	70,317
10/06	W	33-7	at	Washington	76,483
10/10	W	35-14		N.Y. Giants	65,878
10/21	W	33-0	at	N.Y. Jets	78,523
10/27	W	27-13		Cleveland	65,878
11/03	L	20-37	at	Baltimore	71,157
11/10				BYE WEEK	
11/17	W	17-10	at	Philadelphia	69,796
11/24	W	13-9		Dallas	65,878
12/01	L	22-28	at	Houston	72,025
12/08	L	16-23		Kansas City	65,878
12/15	W	34-13	at	Cincinnati	57,066
12/21	W	24-17		Buffalo	65,878
12/29	L	24-27		Miami	65,878
AFC PLAYOFFS					
01/04	L	13-20		Tennessee	65,878

TEAM STATISTICS	*PATS*	*OPP*
Total First Downs	**338**	**261**
Rushing	110	72
Passing	197	150
Penalty	31	39
3rd Down: Made/Att	87/227	47/195
3rd Down Pct.	38.3	24.1
4th Down: Made/Att	6/15	8/22
4th Down Pct.	40.0	36.4
Possession Avg.	**31:42**	**28:18**
Total Net Yards	**5664**	**4414**
Avg. Per Game	354.0	275.9
Total Plays	1095	948
Avg. Per Play	5.2	4.7
Net Yards Rushing	**1703**	**1528**
Avg. Per Game	106.4	95.5
Total Rushes	447	365
Net Yards Passing	**3961**	**2886**
Avg. Per Game	247.6	180.4
Sacked/Yards Lost	28/192	47/328
Gross Yards	4153	3214
Attempts/Completions	620/378	536/303
Completion Pct.	61.0	56.5
Had Intercepted	9	25
Punts/Average	**81/44.9**	**90/42.8**
Net Punting Avg.	**81/41.3**	**90/39.5**
Penalties/Yards	**94/828**	**107/920**
Fumbles/Ball Lost	**13/6**	**26/11**
Touchdowns	**49**	**25**
Rushing	17	7
Passing	25	13
Returns	7	5

SCORE BY PERIODS	*1*	*2*	*3*	*4*	*OT*	*TOTAL*
Patriots	**118**	**97**	**107**	**98**	**0**	**420**
Opponents	**46**	**82**	**51**	**46**	**0**	**225**

SCORING	*TD*	*Ru*	*Pa*	*Rt*	*PAT*	*FG*	*S*	*TP*
Folk	0	0	0	0	12/12	14/17	0	54
Michel	7	7	0	0	0/0	0/0	0	42
Edelman	6	0	6	0	0/0	0/0	0	38
White	6	1	5	0	0/0	0/0	0	38
Gostkowski	0	0	0	0	11/15	7/8	0	32
Dorsett II	5	0	5	0	0/0	0/0	0	30
Nugent	0	0	0	0	15/16	5/8	0	30
Bolden	4	3	1	0	0/0	0/0	0	24
Brady	3	3	0	0	0/0	0/0	0	18
Burkhead	3	3	0	0	0/0	0/0	0	18
Gilmore	2	0	0	2	0/0	0/0	0	12
Harry	2	0	2	0	0/0	0/0	0	12
Brown	1	0	1	0	0/0	0/0	0	6
Collins Sr.	1	0	0	1	0/0	0/0	0	6
Gordon	1	0	1	0	0/0	0/0	0	6
Hightower	1	0	0	1	0/0	0/0	0	6
Izzo	1	0	1	0	0/0	0/0	0	6
LaCosse	1	0	1	0	0/0	0/0	0	6
E. Roberts	1	0	1	0	0/0	0/0	0	6
Sanu Sr.	1	0	1	0	0/0	0/0	0	6
Slater	1	0	0	1	0/0	0/0	0	6
Van Noy	1	0	0	1	0/0	0/0	0	6
Winovich	1	0	0	1	0/0	0/0	0	6
Forbath	0	0	0	0	1/2	1/1	0	4
Patriots	**49**	**17**	**25**	**7**	**39/45**	**27/34**	**0**	**420**
Opponents	**25**	**7**	**13**	**5**	**24/25**	**17/19**	**0**	**225**

2-Pt. Conversions: Edelman, White, TM 2-4, Opponents 0-0.

RUSHING	*NO*	*YDS*	*AVG*	*LG*	*TD*
Michel	247	912	3.7	26	7
Burkhead	65	302	4.6	33t	3
White	67	263	3.9	32	1
Bolden	15	68	4.5	21	3
Harry	5	49	9.8	18	0
Brady	26	34	1.3	17	3
Edelman	8	27	3.4	9	0
Dorsett II	3	21	7.0	9	0
Harris	4	12	3.0	13	0
Sanu Sr.	1	8	8.0	8	0
Brown	1	5	5.0	5	0
Develin	2	3	1.5	2	0
Gordon	1	1	1.0	1	0
Stidham	2	-2	-1.0	-1	0
Patriots	**447**	**1703**	**3.8**	**33t**	**17**
Opponents	**365**	**1528**	**4.2**	**65t**	**7**

RECEIVING	*NO*	*YDS*	*AVG*	*LG*	*TD*
Edelman	100	1117	11.2	44	6
White	72	645	9.0	59	5
Dorsett II	29	397	13.7	58t	5
Burkhead	27	279	10.3	32	0
Meyers	26	359	13.8	32	0
Sanu Sr.	26	207	8.0	22	1
Gordon	20	287	14.4	44	1
Watson	17	173	10.2	26	0
LaCosse	13	131	10.1	24	1
Harry	12	105	8.8	18	2
Michel	12	94	7.8	19	0
Bolden	9	111	12.3	29t	1
Izzo	6	114	19.0	41	1
Brown	4	56	14.0	20t	1
Olszewski	2	34	17.0	29	0
E. Roberts	1	38	38.0	38t	1
Johnson	1	5	5.0	5	0
Tomlinson	1	1	1.0	1	0
Patriots	**378**	**4153**	**11.0**	**59**	**25**
Opponents	**303**	**3214**	**10.6**	**64t**	**13**

INTERCEPTIONS	*NO*	*YDS*	*AVG*	*LG*	*TD*
Gilmore	6	126	21.0	64t	2
D. McCourty	5	49	9.8	24	0
Jackson	5	39	7.8	19	0
Collins Sr.	3	85	28.3	69t	1
Harmon	2	27	13.5	27	0
J. McCourty	1	16	16.0	16	0
Simon	1	6	6.0	6	0
Guy	1	5	5.0	5	0
Brooks	1	0	0.0	0	0
Patriots	**25**	**353**	**14.1**	**69t**	**3**
Opponents	**9**	**211**	**23.4**	**62**	**2**

PUNTING	*NO*	*YDS*	*AVG*	*NET*	*TB*	*IN*	*LG*	*BLK*
Bailey	81	3638	44.9	41.3	6	36	65	0
Patriots	**81**	**3638**	**44.9**	**41.3**	**6**	**36**	**65**	**0**
Opponents	**90**	**3848**	**42.8**	**39.5**	**3**	**29**	**63**	**4**

PUNT RETURNS	*NO*	*FC*	*YDS*	*AVG*	*LG*	*TD*
Olszewski	20	16	179	9.0	22	0
Sanu Sr.	9	9	54	6.0	14	0
Burkhead	0	1	0	0.0	0	0
Patriots	**29**	**26**	**233**	**8.0**	**22**	**0**
Opponents	**28**	**18**	**175**	**6.3**	**17**	**0**

KICK RETURNS	*NO*	*YDS*	*AVG*	*LG*	*TD*
Bolden	23	515	22.4	38	0
White	2	41	20.5	21	0
Edelman	1	19	19.0	19	0
Patriots	**26**	**575**	**22.1**	**38**	**0**
Opponents	**29**	**607**	**20.9**	**40**	**0**

SACKS: Collins Sr. 7.0, Van Noy 6.5, Butler 6.0, Hightower 5.5, Winovich 5.5, Simon 4.0, Guy 3.0, Shelton 3.0, Bennett 2.5, Wise Jr. 2.0, Roberts 1.0, Tm 1.0
Patriots 47.0, Opponents 28.0

FIELD GOALS	*1-19*	*20-29*	*30-39*	*40-49*	*50+*
Folk	1/1	5/5	3/3	4/7	1/1
Gostkowski	0/0	3/3	3/3	1/2	0/0
Nugent	0/0	3/4	2/3	0/1	0/0
Forbath	0/0	1/1	0/0	0/0	0/0
Patriots	**1/1**	**12/13**	**8/9**	**5/10**	**1/1**
Opponents	**1/1**	**3/3**	**6/6**	**7/9**	**0/0**

GOSTKOWSKI: (25G, 41G, 35G, 39G) (48N, 28G) (37G) (23G) () () () () () () () () () ()
NUGENT: () () () () (37G, 23G) (40N) (34G) (20G, 29N, 29G, 34N) () () () () () () ()
FOLK: () () () () () () () () (22G, 19G) (35G, 39G) (44G, 46N, 48N, 42G) () (41N, 29G) (40G, 46G) (36G, 51G, 20G) (25G)
FORBATH: () () () () () () () () () (23G) () () () ()
OPPONENTS: (19G) () () (46G, 49N) () () () (38G, 47G) (39G) (42G) () (48G, 31G, 41G) (34G, 48G) (35G) (27G, 32G)

STARTERS

Offense: WR Josh Gordon (6), Phillip Dorsett II (4), Mohamed Sanu Sr. (4), N'Keal Harry (2); LT Marshall Newhouse (8), Isaiah Wynn (8); LG Joe Thuney (16); C Ted Karras (15), James Ferentz (1); RG Shaq Mason (15), James Ferentz (1); RT Marcus Cannon (15), Marshall Newhouse (1); TE Ben Watson (8), Matt LaCosse (5), Ryan Izzo (3); 2nd WR Julian Edelman (13), N'Keal Harry (1), Mohamed Sanu Sr. (1); QB Tom Brady (16); RB Sony Michel (14), Brandon Bolden (1), James White (1); 2nd TE Matt LaCosse (3), Eric Tomlinson (2), Ryan Izzo (1); Jakob Johnson (3) FB James Develin (2); 2nd RB Rex Burkhead (1), Brandon Bolden (1) 3rd WR N'Keal Harry (2), Jakobi Meyers (1), Mohamed Sanu Sr. (1).

Defense: LE Lawrence Guy (15), Shilique Calhoun (1); DT, Danny Shelton (14), Lawrence Guy (1), Deatrich Wise Jr. (1); RE John Simon (11), Adam Buter (2), Deatrich Wise Jr. (2), Michael Bennett (1); LB Kyle Van Noy (14), Elandon Roberts (1), John Simon (1); LB Dont'a Hightower (15), Ja'Whaun Bentley (1); LB Jamie Collins Sr. (15); LB Elandon Roberts (3), Ja'Whaun Bentley (1); LCB Jason McCourty (10), J.C. Jackson (6); RCB Stephon Gilmore (16), S Patrick Chung (12), Duron Harmon (2), Jonathan Jones (2); S Devin McCourty (16); DB Jonathan Jones (7), Duron Harmon (6).

2019 Coaching Staff: Cameron Achord, Assistant Special Teams; Steve Belichick, Safeties; Bret Bielema, Defensive Line; Moses Cabrera, Head Strength and Conditioning; Nick Caley, Tight Ends; DeMarcus Covington, Outside Linebackers; Ivan Fears, Running Backs; Joe Judge, Special Teams Coordinator/Wide Receivers; Mick Lombardi, Assistant Quartetbacks, Deron Mayo, Assistant Strength and Conditioning; Jerod Mayo, Inside Linebackers, Josh McDaniels, Offensive Coordinator/Quarterbacks; Mike Pellegrino, Cornerbacks; Cole Popovich, Assistant Running Backs, Dante Scarnecchia, Offensive Line.

Pro Bowl (3): Stephon Gilmore (3), Dont'a Hightower (2), Matthew Slater (8).

PASSING	*ATT*	*CMP*	*YARDS*	*CMP%*	*YDS/ATT*	*TD*	*TD%*	*INT*	*INT%*	*LG*	*SK/YDS*	*RATING*
Brady	613	373	4057	60.8	6.62	24	3.9	8	1.3	59	27/185	88.0
Stidham	4	2	14	50.0	3.50	0	0.0	1	25.0	11	1/7	18.8
Edelman	2	2	47	100.0	32.00	1	50.0	0	0.0	32	0/0	158.3
White	1	1	35	100.0	35.00	0	0.0	0	0.0	35	0/0	118.8
Patriots	**620**	**373**	**4153**	**61.0**	**6.70**	**25**	**4.0**	**9**	**1.5**	**59**	**28/192**	**88.2**
Opponents	**536**	**378**	**3214**	**56.5**	**6.00**	**13**	**2.4**	**25**	**4.7**	**64t**	**47/328**	**62.8**

OFFENSIVE AND DEFENSIVE RANKINGS

	OFFENSE			DEFENSE		
YEAR	TOTAL	RUSH	PASS	TOTAL	RUSH	PASS
2019	354.0 (15)	106.4 (18)	247.6 (8)	275.9 (1)	95.5 (6)	180.4 (2)
2018	393.4 (5)	127.3 (5)	266.1 (8)	359.1 (21)	112.7 (11)	246.4 (22)
2017	394.2 (1)	118.1 (10)	276.1 (2)	366.1 (29)	114.8 (20)	251.3 (30)
2016	386.3 (4)	117.0 (7)	269.3 (4)	326.4 (8)	88.6 (3t)	237.9 (12)
2015	374.4 (6)	87.8 (30)	286.7 (5)	339.4 (9)	98.8 (9)	240.7 (17)
2014	365.5 (11)	107.9 (18)	257.6 (9)	344.1(13)	104.3 (9)	239.8 (17)
2013	384.5 (7)	129.1 (9)	255.4 (10)	373.1 (26)	134.1 (30)	239.0 (18)
2012	427.9 (1)	136.5 (7)	291.4 (4)	373.3 (25)	101.9 (9)	271.4 (29)
2011	428.0 (2)	110.3 (20)	317.8 (2)	411.1 (31)	117.1 (17)	293.9 (31)
2010	363.8 (8)	123.3 (9)	240.4 (11)	366.5 (25)	108.0 (11)	258.5 (30)
2009	397.3 (3)	120.1 (12)	277.3 (3)	320.2 (11)	110.5 (13)	209.7 (12)
2008	365.4 (5)	142.2 (6)	223.1 (12)	309.0 (10)	107.6 (15)	201.4 (11)
2007	411.3 (1)	115.6 (13)	295.7 (1)	288.3 (4)	98.3 (10)	190.1 (6)
2006	335.6 (11)	123.1 (12)	212.5 (12)	294.4 (6)	94.2 (5)	200.2 (12)
2005	352.0 (7)	94.5 (24)	257.5 (2)	330.2 (26)	98.8 (8)	231.4 (31)
2004	357.6 (7)	133.4 (7)	224.3 (11)	310.58 (9)	98.3 (6)	212.5 (17)
2003	314.9 (17)	100.4 (27)	214.5 (9)	291.6 (7)	89.6 (4)	202.0 (15)
2002	317.8 (21)	94.3 (28)	223.6 (12)	336.1 (23)	137.4 (31)	198.7 (11)
2001	305.1 (19)	112.1 (13)	193.1 (22)	334.5 (24)	115.9 (19)	218.6 (24)
2000	285.7 (22)	86.9 (26)	198.8 (19)	334.6 (20)	114.4 (21)	220.1 (21)
1999	316.4 (18)	89.1 (23)	227.3 (10)	300.5 (8)	112.2 (20)	188.3 (7)
1998	321.3 (11)	92.5 (27)	228.8 (5)	323.9 (20)	96.7 (7)	227.2 (25)
1997	313.4 (15)	91.5 (26)	221.9 (7)	317.8 (19)	101.1 (5)	216.8 (23)
1996	335.6 (7)	91.8 (26)	243.8 (3)	331.6 (19)	93.9 (6)	237.7 (28)
1995	341.1 (12)	116.6 (10)	224.4 (15)	360.3 (28)	117.4 (22)	242.9 (25)
1994	361.0 (4)	83.3 (27)	277.8 (1)	325.4 (18)	110.0 (19)	215.4 (16)
1993	316.6 (12)	111.3 (13)	205.3 (12)	299.8 (13)	121.9 (22)	177.8 (4)
1992	224.0 (27)	96.6 (22)	127.1 (26)	315.5 (19)	121.9 (22)	193.6 (17)
1991	279.6 (22)	91.7 (18)	187.9 (16)	339.4 (26)	98.7 (9)	240.8 (27)
1990	260.2 (26)	87.4 (25)	172.8 (20)	356.1 (27)	167.3 (28)	188.8 (13)
1989	341.0 (8)	109.3 (19)	231.7 (6)	352.8 (23)	123.6 (17)	229.1 (23)
1988	268.3 (27)	132.5 (9)	135.8 (27)	292.6 (5)	131.2 (19)	161.4 (3)
1987	296.9 (23)	118.1 (20)	178.9 (24)	325.1 (11)	118.5 (14)	206.6 (15)
1986	332.9 (13)	85.8 (28)	247.1 (4)	323.8 (16)	137.7 (24)	186.1 (6)
1985	343.7 (9)	145.7 (6)	198.0 (14)	294.6 (7)	103.4 (6)	191.2 (9)
1984	328.9 (14)	127.0 (11)	201.9 (16)	318.7 (9)	117.8 (12)	200.8 (12)
1983	331.9 (13)	162.8 (5)	169.1 (25)	348.5 (20)	142.6 (21)	205.9 (17)
1982	292.6 (21)	149.7 (2)	142.9 (28)	312.0 (13)	143.2 (25)	168.8 (5)
1981	3351.4 (9)	127.5 (15)	223.9 (6)	364.2 (25)	184.4 (28)	179.8 (6)
1980	339.7 (10)	140.0 (7)	199.7 (12)	297.6 (8)	117.3 (11)	180.4 (7)
1979	341.9 (8)	140.8 (14)	201.1 (8)	270.2 (3)	110.6 (6)	159.6 (8)
1978	372.8 (1)	197.8 (1)	175.0 (9)	288.4 (9)	115.8 (4)	172.7 (21)
1977	307.9 (11)	164.5 (14)	143.4 (6)	259.99 (5)	114.6 (2)	145.2 (15)
1976	335.3 (8)	210.6 (2)	124.7 (20)	287.3 (11)	131.9 (8)	155.4 (16)
1975	305.9 (13)	131.8 (16)	174.1 (10)	318.9 (14)	158.6 (19)	160.3 (12)
1974	319.6 (6)	152.4 (6)	167.1 (8)	290.5 (13)	113.4 (4)	177.1 (22)
1973	274.5 (17)	115.1 (23)	159.4 (10)	299.1 (18)	203.6 (26)	95.6 (2)
1972	260.5 (21)	109.4 (22)	151.9 (15)	374.9 (26)	194.4 (26)	180.1 (4)
1971	254.0 (21)	119.2 (23)	134.8 (23)	290.9 (15)	137.0 (6)	153.9 (14)
1970	187.6 (26)	74.3 (26)	113.3 (26)	304.4 (23)	148.1 (26)	156.2 (10)

RECORDS

PATRIOTS ALL-TIME LEADERS

ALL-TIME LEADING RUSHERS
(BASED ON RUSHING YARDAGE)

	Name	Years	No.	Yds	Avg	Lg	TD
1.	Sam Cunningham	1973-79, 81-82	1,385	5,453	3.9	75t	43
2.	Jim Nance	1965-71	1,323	5,323	4.0	65	45
3.	Tony Collins	1981-87	1,191	4,647	3.9	54	32
4.	Curtis Martin	1995-97	958	3,799	4.0	70t	32
5.	Kevin Faulk	1999-2011	864	3,607	4.2	45t	16
6.	Don Calhoun	1975-81	820	3,391	4.1	73	23
7.	John Stephens	1988-92	891	3,249	3.9	52	17
8.	Corey Dillon	2004-06	753	3,180	4.2	50	37
9.	Larry Garron	1960-68	759	2,981	3.9	85	14
10.	LeGarrette Blount	2013-16	677	2,917	4.3	47t	34
11.	Stevan Ridley	2011-14	649	2,817	4.3	43	22
12.	Antowain Smith	2001-03	721	2,781	3.9	44	21
13.	Craig James	1984-88	585	2,469	4.2	73	11
14.	Leonard Russell	1991-93	689	2,437	3.5	24	13
15.	Laurence Maroney	2006-09	582	2,430	4.2	59t	21
16.	Mosi Tatupu	1978-90	612	2,415	4.0	55	18
17.	Carl Garrett	1969-72	537	2,235	4.2	80t	15
18.	Steve Grogan	1975-90	445	2,176	4.9	41t	35
19.	BenJarvus Green-Ellis	2008-11	510	2,064	4.1	33t	29
20.	Andy Johnson	1974-81	491	2,017	4.1	69t	13
21.	**Sony Michel**	**2018-20**	**466**	**1,880**	**4.0**	**34t**	**14**
22.	Ron Burton	1960-65	429	1,536	3.6	77	9
23.	Sammy Morris	2007-10	334	1,486	4.5	55	12
24.	Dion Lewis	2015-17	293	1,413	4.8	44	8
25.	Horace Ivory	1977-81	329	1,336	4.1	52	14
26.	Mack Herron	1973-75	353	1,298	3.7	53	9
27.	Robert Perryman	1987-90	369	1,294	3.5	48	9
28.	Danny Woodhead	2010-12	250	1,199	4.8	36t	10
29.	Vagas Ferguson	1980-82	290	1,163	4.0	44	5
30.	**James White**	**2014-20**	**279**	**1,141**	**4.1**	**32**	**8**
31.	Robert Edwards	1998	291	1,115	3.8	53	9
32.	Jim Crawford	1960-64	302	1,078	3.6	39	5
33.	Tom Brady	2000-19	606	1,037	1.7	22	22
34.	Brandon Bolden	2012-17, 19	231	980	4.2	46	9
35.	Josh Ashton	1972-74	247	950	3.8	35	3
36.	Vito "Babe" Parilli	1961-67	228	949	4.2	33t	14
37.	Shane Vereen	2011-14	217	907	4.2	21	7
38.	Terry Allen	1999	254	896	3.5	39	8
39.	Jim Plunkett	1971-75	159	817	5.1	37	9
40.	Rex Burkhead	2017-19	186	752	4.0	33t	8
41.	Mark van Eeghen	1982-83	177	744	4.2	17	2
42.	Robert Weathers	1982-86	159	733	4.6	77	4
43.	Marion Butts	1994	243	703	2.9	26	8
44.	Jon Vaughn	1991-92	144	597	4.3	36	3
45.	Billy Lott	1961-63	143	573	4.0	38	7
46.	Reggie Dupard	1986-89	186	571	3.1	49	6
47.	John Tarver	1972-74	155	554	3.6	28	7
48.	Drew Bledsoe	1993-2001	270	553	2.1	25	2
49.	J.R. Redmond	2000-02	164	527	3.2	20	1
50.	Patrick Pass	2000-06	128	526	4.1	31	3

100-YARD RUSHING GAMES

Career

1. Nance, J. 17
2. Martin, C. 14

Season

1. Martin, C. 9 (1995)
   Dillon, C. 9 (2004)
2. Nance, J. 8 (1966)

Consecutive Games

1. Martin, C. 5 (11/26/95-12/23/95)
   Nance, J. 5 (11/13/66-12/11/66)
   Dillon, C. .... 5 (10/17/04 - 11/14/04)
2. Calhoun, D. 4 (11/14/76-12/5/76)

TOP 10s

BY RUSHING ATTEMPTS

	Name	Att.
1.	Cunningham, S.	1,385
2.	Nance, J.	1,323
3.	Collins, T.	1,191
4.	Martin, C.	958
5.	Stephens, J.	891
6.	Faulk, K.	864
7.	Calhoun, D.	820
8.	Garron, L.	759
9.	Dillon, C.	753
10.	Smith, A.	721

BY RUSHING TDS

	Name	TDs
1.	Nance, J.	45
2.	Cunningham, S.	43
3.	Dillon, C.	37
4.	Grogan, S.	35
5.	Blount, L.	34
6.	Collins, T.	32
	Martin, C.	32
8.	Green-Ellis, B.	29
9.	Calhoun, D.	23
10.	Brady, T.	22
	Ridley, S.	22

BY RUSHING AVERAGE
(Minimum 450 Carries)

	Name	Avg.
1.	Blount, L.	4.3
	Ridley, S.	4.3
3.	Dillon, C.	4.2
	Garrett, C.	4.2
	James, C.	4.2
	Faulk, K.	4.2
	Maroney, L.	4.2
8.	Calhoun, D.	4.1
	Johnson, A	4.1
10.	Green-Ellis, B	4.0
	Nance, J.	4.0
	Martin, C.	4.0
	Michel, S.	4.0
	Collins, T.	4.0

PATRIOTS ALL-TIME LEADERS

ALL-TIME LEADING RECEIVERS
(BASED ON NUMBER OF RECEPTIONS)

	Name	Years	No.	Yds	Avg	Lg	TD
1.	Wes Welker, WR	2007-12	672	7,459	11.1	99t	37
2.	**Julian Edelman, WR**	**2009-20**	**604**	**6,564**	**10.9**	**77t**	**36**
3.	Troy Brown, WR	1993-2007	557	6,366	11.4	82t	31
4.	Stanley Morgan, WR	1977-89	534	10,352	19.4	76t	67
5.	Rob Gronkowski, TE	2010-18	521	7,861	15.1	76t	79
6.	Ben Coates, TE	1991-99	490	5,471	11.2	84t	50
7.	Kevin Faulk, RB	1999-2011	431	3,701	8.6	52t	15
8.	Irving Fryar, WR	1984-92	363	5,726	15.8	80t	38
9.	Terry Glenn, WR	1996-2001	329	4,669	14.2	86t	22
10.	Deion Branch, WR	2002-05, 10-12	328	4,297	13.1	79t	24
11.	**James White, RB**	**2014-20**	**323**	**2,839**	**8.8**	**68**	**24**
12.	Gino Cappelletti, WR	1960-70	292	4,589	15.7	63t	42
13.	Jim Colclough, WR	1960-68	283	5,001	17.7	78t	39
14.	Tony Collins, RB	1981-87	261	2,356	9.0	49	12
15.	Randy Moss, WR	2007-10	259	3,904	15.1	76t	50
16.	Danny Amendola, WR	2013-17	230	2,383	10.4	57	12
17.	Vincent Brisby, WR	1993-99	217	3,142	14.5	72	14
18.	Sam Cunningham, RB	1973-79, 81-82	210	1,905	9.1	41	6
	Marv Cook, TE	1989-93	210	1,843	8.8	49	11
20.	Russ Francis, TE	1975-80, 87-88	207	3,157	15.3	53	28
21.	Art Graham, WR	1963-68	199	3,107	15.6	80t	20
22.	Cedric Jones, WR	1982-90	191	2,703	14.2	65t	16
23.	Larry Garron, RB	1960-68	185	2,502	13.5	76t	26
24.	Benjamin Watson, TE	2004-09, 19	184	2,275	12.4	40	20
25.	Shawn Jefferson, WR	1996-99	178	3,081	17.3	76	14
	Randy Vataha, WR	1971-76	178	3,055	17.2	88t	23
27.	Aaron Hernandez, TE	2010-12	175	1,956	11.2	46	18
27.	Michael Timpson, WR	1989-94	172	2,472	14.4	60t	8
29.	David Patten, WR	2001-04	165	2,513	15.2	91t	16
30.	Andy Johnson, RB	1974-81	161	1,807	11.2	53	9
31.	David Givens, WR	2002-05	158	2,214	14.0	57	12
32.	Harold Jackson, WR	1978-81,87	156	3,162	20.3	59	18
33.	Jim Whalen, TE	1965-69	153	2,487	16.3	87t	17
34.	Jim Nance, RB	1965-71	129	844	6.5	45	1
35.	Reggie Rucker, WR	1971-74	126	1,884	15.0	69t	10
36.	Greg McMurtry, WR	1990-93	120	1,519	12.7	65t	4
	Daniel Graham, TE	2002-06	120	1,393	11.6	48	17
38.	Derrick Ramsey, TE	1983-85	118	1,412	12.0	39	14
39.	Lin Dawson, TE	1981-90	117	1,233	10.5	42	8
	Curtis Martin, RB	1995-97	117	890	7.6	41	5
41.	Stephen Starring, WR	1983-87	112	1,865	16.7	76t	11
42.	Brandon LaFell, WR	2014-15	111	1,486	13.2	56t	7
	Ron Burton, RB	1960-65	111	1,205	10.9	73t	8
44.	Darryl Stingley, WR	1973-77	110	1,883	17.1	68	14
	Tony Romeo, TE	1962-67	110	1,724	15.7	62	10
46.	Chris Hogan	2016-18	107	1,651	22.7	79t	12
	Carl Garrett, RB	1969-72	107	1,158	10.8	80t	3
	Shane Vereen, RB	2011-14	107	1,023	9.6	83t	7
49.	David Meggett, RB	1995-97	104	829	8.0	49t	1
	Sam Gash, FB	1992-97	104	826	7.9	30	6

100-YARD RECEIVING GAMES

Career

1. Morgan, S. 38
2. Welker W. 28
3. Gronkowski, R. 28
4. Moss, R. 18
5. **Edelman, J. 14**
6. Brown, T. 13
   Glenn, T. 13

Season

1. Moss, R. 9 (2007)
   Morgan, S. 9 (1986)
2. Welker, W. 8 (2011)
3. Welker, W. 6 (2009)

Consecutive Games

Welker, W. 4 (9/23/12-10/14/12)
Moss, R. 4 (9/9/07-10/1/07)

TOP 10s

BY RECEIVING YDS

	Name	Yds.
1.	Morgan, S.	10,352
2.	Gronkowski, R.	7,861
3.	Welker, W.	7,459
4.	**Edelman, J.**	**6,564**
5.	Brown, T.	6,366
6.	Fryar, I.	5,726
7.	Coates, B.	5,471
8.	Colclough, J.	5,001
9.	Glenn, T.	4,669
10.	Cappelletti, G.	4,589

BY RECEIVING TDS

	Name	TDs
1.	Gronkowski, R.	79
2.	Morgan, S.	67
3.	Coates, B.	50
	Moss, R.	50
5.	Cappelletti, G.	42
6.	Colclough, J.	39
7.	Fryar, I.	38
8.	Welker, W.	37
9.	**Edelman, J.**	**36**
10.	Brown, T.	31

BY RECEIVING YDS AVG.
(Minimum 150 Catches)

	Name	Avg.
1.	Jackson, H.	20.3
2.	Morgan, S.	19.4
3.	Colclough,J.	17.7
4.	Jefferson, S.	17.3
5.	Vataha, R.	17.2
6.	Whalen, J.	16.3
7.	Fryar, I.	15.8
8.	Cappelletti, G.	15.7
9.	Graham, A.	15.6
10.	Francis, R.	15.3

PATRIOTS ALL-TIME LEADERS

ALL-TIME LEADING PASSERS
(BASED ON PASSING YARDAGE)

Name	Years	Att	Cmp	Yds	Pct	TD	Int	Rtg
1. Tom Brady	2000-19	9,988	6,377	74,571	63.8	541	179	97.0
2. Drew Bledsoe	1993-2001	4,518	2,544	29,657	56.3	166	138	75.9
3. Steve Grogan	1975-90	3,593	1,879	26,886	52.3	182	208	69.6
4. Vito "Babe" Parilli	1961-67	2,413	1,140	16,747	47.2	132	138	64.8
5. Tony Eason	1983-89	1,500	876	10,732	58.4	60	48	80.6
6. Jim Plunkett	1971-75	1,503	729	9,932	48.5	62	87	59.7
7. Hugh Millen	1991-92	612	370	4,276	60.5	17	28	71.8
8. Matt Cassel	2005-08	555	349	3,946	62.9	23	13	88.2
9. Mike Taliaferro	1968-70	680	305	3,920	44.9	27	44	49.8
10. Ed "Butch" Songin	1960-61	604	285	3,905	47.2	36	24	71.7
11. Matt Cavanaugh	1978-82	385	206	3,018	53.5	19	23	70.9
12. Marc Wilson	1989-90	415	214	2,631	51.6	9	16	62.6
13. Doug Flutie	1987-89, 2005	305	148	1,871	48.5	11	14	61.0
14. Tommy Hodson	1990-92	315	171	1,809	54.3	7	11	64.1
15. Tom Yewcic	1961-66	206	87	1,374	42.2	12	12	60.2
16. Scott Zolak	1992-98	244	124	1,314	50.8	8	7	65.8
17. Tom Sherman	1968-69	226	90	1,199	39.8	12	16	45.6
18. Joe Kapp	1970	219	98	1,104	44.7	3	17	32.6
19. Tom Ramsey	1986-88	164	84	1,005	51.2	6	9	59.6
20. Scott Secules	1993	134	75	918	56.0	2	9	54.3
21. Jimmy Garoppolo	2014-17	94	63	690	67.0	5	0	106.3
22. Tom Owen	1976-81	114	58	655	50.9	3	9	44.3
23. Don Trull	1967	81	27	442	33.3	1	7	20.7
24. Jacoby Brissett	2016	55	34	400	61.8	0	0	83.9
25. Brian Dowling	1972-73	54	29	383	53.7	2	1	81.0
26. Brian Hoyer	2009-11, 17-18	51	32	335	62.7	1	1	80.1
27. Ed Wilson	1965	46	20	257	43.5	1	3	41.7
28. Tom Greene	1960	63	27	251	42.9	1	6	20.1
29. Neil Graff	1974-75	36	19	241	52.8	2	3	57.8
30. Jeff Carlson	1992	49	18	232	36.7	1	3	33.7
31. Andy Johnson	1974-81	13	7	194	53.8	4	1	106.6
32. Bob Bleier	1987	39	14	181	35.9	1	1	49.2
33. **Cam Newton**	**2020**	**19**	**15**	**155**	**78.9**	**0**	**0**	**100.7**
34. Richard Christy	1960	11	6	94	54.5	2	2	83.1
35. **Julian Edelman**	**2009-19**	**4**	**4**	**90**	**100.0**	**1**	**0**	**158.3**
36. Rohan Davey	2002-04	19	8	88	42.1	0	0	56.5
John Huarte	1966-67	20	8	88	40.0	0	2	14.2
38. Mike Kerrigan	1983-84	15	7	85	46.7	0	1	36.8
39. Michael Bishop	1999-00	9	3	80	33.3	1	1	64.4
40. Dick Shiner	1973-74	10	5	68	50.0	0	1	32.5
41. John Friesz	1999-00	21	11	66	52.4	0	1	39.0
42. David Patten	2001-04	3	1	60	33.3	1	1	81.9
43. Don Westbrook	1977-81	2	2	52	100.0	0	0	118.8
44. Bob Gladieux	1969-72	3	1	48	33.3	0	1	42.4
45. Harvey White	1960	7	3	44	42.9	0	0	64.0
46. Larry Garron	1960-68	6	1	39	16.7	0	0	54.2
47. Danny Amendola	2013-17	1	1	36	100.0	0	0	118.0
48. Harold Jackson	1978-81, 87	4	2	35	50.0	0	0	80.2
David Meggett	1995-97	3	1	35	33.3	1	0	118.1
50. Jim Corcoran	1968	7	3	33	42.9	0	2	17.9

TOP 10 BY PASSER RATING
(minimum 200 attempts)

Name	Rating
1. Brady T.	97.0
2. Cassel, M.	88.2
3. Eason, T.	80.6
4. Bledsoe, D.	75.9
5. Millen, H.	71.8
6. Songin, B.	71.7
7. Cavanaugh, M.	70.9
8. Grogan, S.	69.6
9. Zolak, S.	65.8
10. Parilli, V.	64.8

300-YARD PASSING GAMES

Career

Name	No.
1. Brady, T.	92
2. Bledsoe, D.	26
3. Grogan, S.	12

Season

1. Brady, T.	11 (2011)
2. Brady, T.	8 (2007)
Brady, T.	8 (2012)
4. Brady T.	7 (2015)
Brady, T.	7 (2009)

Consecutive Games

1. Brady, T. (10/18/09-11/22/09)	5
2. Brady, T. (9/17/17-10/5/17)	4
Brady, T. (11/24/13-12/15/13)	4
Brady, T. (12/11/11-1/1/12)	4

TOP 10s

BY PASSING ATTEMPTS

Name	Att.
1. Brady, T.	9,988
2. Bledsoe, D.	4,518
3. Grogan, S.	3,593
4. Parilli, V.	2,413
5. Plunkett, J.	1,503
6. Eason, T.	1,500
7. Taliaferro, M.	680
8. Millen, H.	612
9. Songin, B.	604
10. Cassel, M.	555

BY PASSING CMP

Name	Cmp.
1. Brady, T.	6,377
2. Bledsoe, D.	2,544
3. Grogan, S.	1,879
4. Parilli, V.	1,140
5. Eason, T.	876
6. Plunkett, J.	729
7. Millen, H.	370
8. Cassel, M.	349
9. Taliaferro, M.	305
10. Songin, B.	285

BY PASSING TDS

Name	TDs
1. Brady, T.	541
2. Grogan, S.	182
3. Bledsoe, D.	166
4. Parilli, V.	132
5. Plunkett, J.	62
6. Eason, T.	60
7. Songin, B.	36
8. Taliaferro, M.	27
9. Cassel, M.	23
10. Cavanaugh, M.	19

BY INTERCEPTIONS

Name	INTs
1. Grogan, S.	208
2. Brady, T.	179
3. Bledsoe, D.	138
Parilli, V.	138
5. Plunkett, J.	87
6. Eason, T.	48
7. Taliaferro, M.	44
8. Millen, H.	28
9. Songin, B.	24
10. Cavanaugh, M.	23

BY COMPLETION %
(Minimum 200 Attempts)

Name	%
1. Brady, T.	63.8
2. Cassel, M.	62.9
3. Millen, H.	60.5
4. Eason, T.	58.4
5. Bledsoe, D.	56.3
6. Hodson, T.	54.3
7. Cavanaugh, M.	53.5
8. Grogan, S.	52.3
9. Wilson, M.	51.6
10. Zolak, S.	50.8

PATRIOTS ALL-TIME LEADERS

ALL-TIME LEADING SCORERS

(BASED ON TOTAL POINTS)

	Name	Years	TD	TD Run	TD Rec	TD Rt	TWO Pt	FG	PAT	TP
1.	Stephen Gostkowski	2006-19	0	0	0	0	0	374	653	1,775
2.	Adam Vinatieri	1996-2005	0	0	0	0	1	263	367	1,158
3.	Gino Cappelletti	1960-70	42	0	42	0	4	176	342	1,130
4.	John Smith	1974-83	0	0	0	0	0	128	308	692
5.	Rob Gronkowski	2010-18	80	1	79	0	1	0	0	482
6.	Tony Franklin	1984-87	0	0	0	0	0	93	163	442
7.	Stanley Morgan	1977-89	68	0	67	1	0	0	0	408
8.	Ben Coates	1991-99	50	0	50	0	1	0	0	302
	Randy Moss	2007-10	50	0	50	0	1	0	0	302
10.	Sam Cunningham	1973-79, 81-82	49	43	6	0	0	0	0	294
11.	Jim Nance	1965-71	46	45	1	0	0	0	0	276
12.	Tony Collins	1981-87	44	32	12	0	0	0	0	264
13.	**Julian Edelman**	**2009-19**	**40**	**0**	**36**	**4**	**4**	**0**	**0**	**254**
14.	Irving Fryar	1984-92	42	1	38	3	0	0	0	252
	Larry Garron	1960-68	42	14	26	2	0	0	0	252
16.	Matt Bahr	1993-95	0	0	0	0	0	55	73	238
	Jim Colclough	1960-68	39	0	39	0	2	0	0	238
18.	Corey Dillon	2004-06	39	37	2	0	1	0	0	236
19.	Curtis Martin	1995-97	37	32	5	0	2	0	0	226
20.	Wes Welker	2007-12	37	0	37	0	1	0	0	225
21.	Steve Grogan	1975-90	36	35	0	1	0	0	0	216
22.	Troy Brown	1993-2007	35	0	31	4	2	0	0	214
23.	LeGarrette Blount	2013-16	35	34	1	0	0	0	0	210
24.	Jason Staurovsky	1988-91	0	0	0	0	0	50	57	207
25.	Kevin Faulk	1999-11	33	16	15	2	1	0	0	200
26.	James White	2015-19	32	8	24	0	1	0	0	194
27.	BenJarvus Green-Ellis	2008-11	29	29	0	0	0	0	0	174
28.	Russ Francis	1975-80, 87-88	28	0	28	0	0	0	0	168
29.	Don Calhoun	1975-81	25	23	2	0	0	0	0	150
30.	Antowain Smith	2001-03	24	21	3	0	1	0	0	146
31.	Deion Branch	2002-05, 10-12	24	0	24	0	0	0	0	144
	Randy Vataha	1971-76	24	0	23	1	0	0	0	144
33.	Laurence Maroney	2006-09	22	21	1	0	1	0	0	134
34.	Tom Brady	2000-19	22	22	0	0	0	0	0	132
	Terry Glenn	1996-2001	22	0	22	0	0	0	0	132
	Andy Johnson	1974-81	22	13	9	0	0	0	0	132
	Stevan Ridley	2011-14	22	22	0	0	0	0	0	132
38.	Mosi Tatupu	1978-90	21	18	2	1	0	0	0	126
39.	Art Graham	1963-68	20	0	20	0	0	0	0	120
	Benjamin Watson	2004-09	20	0	20	0	0	0	0	120
41.	Ron Burton	1960-65	19	9	8	2	0	0	0	114
	John Stephens	1988-92	19	17	1	1	0	0	0	114
43.	Carl Garrett	1969-72	18	15	3	0	0	0	0	108
	Aaron Hernandez	2010-12	18	0	18	0	0	0	0	108
	Harold Jackson	1978-81,87	18	0	18	0	0	0	0	108
	Cedric Jones	1982-90	18	0	16	2	0	0	0	108
47.	Charlie Gogolak	1970-72	0	0	0	0	0	20	42	102
	Daniel Graham	2002-06	17	0	17	0	0	0	0	102
	Horace Ivory	1977-81	17	14	2	1	0	0	0	102
	David Patten	2001-04	17	1	16	0	0	0	0	102
	Jim Whalen	1965-69	17	0	17	0	0	0	0	102

TOP 10s

BY TOUCHDOWNS

	Name	TDs
1.	Gronkowski, R.	80
2.	Morgan, S.	68
3.	Coates, B.	50
	Moss, R.	50
5.	Cunningham, S.	49
6.	Nance, J.	46
7.	Collins, T.	44
8.	Cappelletti, G.	42
	Fryar, I.	42
	Garron, L.	42

BY FIELD GOAL ATT.

	Name	FGs
1.	Gostkowski, S.	428
2.	Cappelletti, G.	334
3.	Vinatieri, A.	321
4.	Smith, J.	191
5.	Franklin, T.	125
6.	Bahr, M.	72
7.	Staurovsky, J.	69
8.	Gogolak, C.	36
9.	Baumann, C.	27
10.	Sisson, S.	26

BY FIELD GOALS MADE

	Name	FGs
1.	Gostkowski, S	374
2.	Vinatieri, A..	263
3.	Cappelletti, G.	176
4.	Smith, J.	128
5.	Franklin, T.	93
6.	Bahr, M.	55
7.	Staurovsky, J.	50
8.	Gogolak, C.	20
9.	Baumann, C.	18
10.	Davis, G.	16

BY PATs ATTEMPTED

	Name	No.
1.	Gostkowski, S.	664
2.	Vinatieri, A.	374
3.	Cappelletti, G.	353
4.	Smith, J.	323
5.	Franklin, T.	166
6.	Bahr, M.	73
7.	Staurovsky, J.	59
8.	Gogolak, C.	42
9.	Graham, S.	37
10.	Baumann, C.	34

BY PATs MADE

	Name	No.
1.	Gostkowski, S	653
2.	Vinatieri, A.	367
3.	Cappelletti, G.	342
4.	Smith, J.	308
5.	Franklin, T.	163
6.	Bahr, M.	73
7.	Staurovsky, J.	57
8.	Gogolak, C.	42
9.	Graham, S.	35
10.	Baumann, C.	31

PATRIOTS ALL-TIME LEADERS

ALL-TIME LEADING ALL-PURPOSE YARDAGE LEADERS
(BY TOTAL YARDS)

Name	Years	Rush	Rec.	Punt	KO	Def.	Total
1. Kevin Faulk	1999-2011	3,607	3,701	943	4,098	0	12,339
2. Stanley Morgan	1977-89	127	10,352	960	29	0	11,468
3. Troy Brown	1993-2007	178	6,366	2,625	1,862	75	11,106
4. **Julian Edelman**	**2009-20**	**414**	**6,564**	**1,986**	**626**	**0**	**9,612***
5. Wes Welker	2007-12	146	7,459	1,185	280	0	9,070
6. Irving Fryar	1984-92	188	5,726	2,055	495	0	8,464
7. Tony Collins	1981-87	4,647	2,356	15	1,335	0	8,353
8. Rob Gronkowski	2010-18	2	7,861	0	16	0	7,879
9. Larry Garron	1960-68	2,981	2,502	23	2,299	0	7,805
10. Sam Cunningham	1973-79, 81-82	5,453	1,905	0	0	0	7,358
11. Jim Nance	1965-71	5,323	844	16	40	0	6,223
12. Carl Garrett	1969-72	2,235	1,158	487	2,251	0	6,131
13. Ben Coates	1991-99	-4	5,471	0	26	0	5,493
14. Dave Meggett	1995-97	432	839	1,438	2,561	0	5,260
15. Deion Branch	2002-05, 10-12	11	4,297	84	863	0	5,255
16. Jim Colclough	1960-68	51	5,001	0	2	0	5,054
17. Mack Herron	1973-75	1,298	789	888	1,796	0	4,771
18. Gino Cappelletti	1960-70	6	4,589	3	100	68	4,766
19. Terry Glenn	1996-2001	80	4,669	0	0	0	4,749
20. Curtis Martin	1995-97	3,799	890	0	0	0	4,689
21. Andy Johnson	1974-81	2,017	1,807	60	544	0	4,428
22. Ron Burton	1960-65	1,536	1,205	389	1,119	0	4,249
23. Don Calhoun	1975-81	3,391	614	0	238	0	4,243
24. Stephen Starring	1983-87	-3	1,865	108	2,259	0	4,229
25. John Stephens	1988-92	3,249	781	0	0	0	4,030
26. James White	2014-19	1,119	2,809	0	69	0	3,997
27. Danny Amendola	2013-17	12	2,383	773	799	0	3,967
28. Randy Moss	2007-10	0	3,904	0	0	0	3,904
29. Laurence Maroney	2006-09	2,430	409	0	1,062	0	3,901
30. Corey Dillon	2004-06	3,180	431	0	0	0	3,611

*Julian Edelman also registered 22 opponent fumble return yards at the New York Jets on 11/22/2012. Those yards are included in his all-purpose yardage total.

TOP 10s

BY RUSHING YARDS

Name	Yds.
1. Cunningham, S.	5,453
2. Nance, J.	5,323
3. Collins, T.	4,647
4. Martin, C.	3,799
5. Faulk, K.	3,607
6. Calhoun, D.	3,391
7. Stephens, J.	3,249
8. Dillon, C.	3,180
9. Garron, L.	2,981
10. Blount, L.	2,917

BY RECEIVING YARDS

Name	Yds.
1. Morgan, S.	10,352
2. Gronkowski, R.	7,861
3. Welker, W.	7,459
4. **Edelman, J.**	**6,564**
5. Brown, T.	6,366
6. Fryar, I.	5,726
7. Coates, B.	5,471
8. Colclough, J.	5,001
9. Glenn, T.	4,669
10. Cappelletti, G.	4,589

BY PUNT RETURN YARDS

Name	Yds.
1. Brown, T.	2,625
2. Fryar, I.	2,055
3. **Edelman, J.**	**1,986**
4. Meggett, D.	1,438
5. Welker, W.	1,185
6. Haynes, M.	1,159
7. Morgan, S.	960
8. Faulk, K.	943
9. Herron, M.	888
10. Amendola, D.	773

BY KICKOFF RETURN YARDS

Name	Yds.
1. Faulk, K.	4,098
2. Hobbs, E.	2,913
3. Meggett, D.	2,561
4. Johnson, B.	2,557
5. Garron, L.	2,299
6. Starring, S.	2,259
7. Garrett, C.	2,251
8. Martin, S.	2,012
9. Brown, T.	1,862
10. Herron, M.	1,796

PATRIOTS ALL-TIME LEADERS

ALL-TIME LEADING INTERCEPTORS

(BY INTERCEPTIONS)

	Name	Years	No.	Yds	Avg.	LG	TD
1.	Raymond Clayborn	1977-89	36	555	15.4	85	1
	Ty Law	1995-2004	36	583	16.2	65t	6
3.	Ron Hall	1961-67	29	476	16.4	87	1
	Roland James	1980-90	29	383	13.2	46	0
	Fred Marion	1982-91	29	457	15.8	83	1
6.	Mike Haynes	1976-82	28	393	14.0	50	1
7.	Maurice Hurst	1989-95	27	263	9.7	36	1
8.	**Devin McCourty**	**2010-20**	**26**	**431**	**17.0**	**84t**	**1**
9.	Nick Buoniconti	1962-68	24	223	9.3	41	0
	Ronnie Lippett	1983-91	24	420	17.5	73	2
11.	Asante Samuel	2003-07	22	313	14.2	55t	3
12.	Don Webb	1961-71	21	366	17.4	59	2
13.	Lawyer Milloy	1996-2002	19	123	6.5	30t	1
14.	Ron Bolton	1972-75	18	116	6.4	56	0
15.	Tim Fox	1976-81	17	215	12.6	29	0
	Duron Harmon	2013-19	17	193	12.1	60	0
	Steve Nelson	1974-87	17	226	13.3	37	0
18.	Tom Addison	1960-67	16	103	6.4	17	1
	Rick Sanford	1979-84	16	198	12.4	99t	1
20.	Prentice McCray	1974-80	15	352	23.5	63t	2
	Ross O'Hanley	1960-65	15	288	19.2	61	1
	Chuck Shonta	1960-67	15	261	17.4	52	0
23.	Willie Clay	1996-98	13	178	13.7	53t	1
	Logan Ryan	2013-16	13	167	12.8	79t	1
25.	Tedy Bruschi	1996-2008	12	187	15.6	48t	4
	Dick Felt	1962-66	12	199	16.6	35	0
	Brandon Meriweather	2007-10	12	213	17.8	56	1
28.	Patrick Chung	2009-12, 14-19	11	171	15.5	51t	1
	Stephon Gilmore	**2017-20**	**11**	**200**	**18.2**	**64t**	**2**
	Mike Vrabel	2001-08	11	73	6.6	24t	1
31.	Vincent Brown	1988-95	10	95	9.5	49t	1
	Larry Carwell	1969-72	10	186	18.6	53t	1
	Bob Howard	1975-77	10	90	9.0	44t	1
	Leroy Mitchell	1967-68	10	50	5.0	20	0
	Otis Smith	1996, 2000-02	10	278	27.8	78t	2
	Eugene Wilson	2003-07	10	74	7.4	24	1
37.	Kyle Arrington	2009-14	9	133	14.8	36t	1
	Ellis Hobbs	2005-08	9	87	9.7	70	0
	J.C. Jackson	**2018-20**	**9**	**48**	**5.3**	**19**	**0**
	Ed Philpott	1967-71	9	91	10.1	23	0
41.	Fred Bruney	1960-62	8	125	15.6	33t	1
	Malcolm Butler	2014-17	8	36	4.5	21	0
	Jamie Collins	2013-16, 19	8	167	20.8	69t	1
	Rodney Harrison	2003-08	8	16	2.0	12	0
	Tom Hennessey	1965-66	8	113	14.1	33	0
	James Sanders	2005-10	8	172	21.5	42	2
47.	Terrell Buckley	2001-02	7	126	18.0	52t	1
	Jerome Henderson	1991-93, 96	7	52	7.4	34	0
	Sam Hunt	1974-79	7	189	27.0	68t	1
	Tyrone Poole	2003-05	7	102	14.6	44	0
	Johnny Rembert	1983-92	7	70	10.0	37	0
	Bob Suci	1963	7	277	39.6	98t	2
	Clyde Washington	1960-61	7	58	8.3	33	0

TOP 10s

BY INT. RETURN YDS.

	Name	YDs
1.	Law, T.	583
2.	Clayborn, R.	555
3.	Hall, R.	476
4.	Marion, F.	457
5.	**McCourty, D.**	**431**
6.	Lippett, R.	420
7.	Haynes, M.	393
8.	James, R.	383
9.	Webb, D.	366
10.	McCray, P.	352

BY TOUCHDOWNS

	Name	TDs
1.	Law, T.	6
2.	Bruschi, T.	4
3.	Samuel, A.	3
4.	Charles, J.	2
	Gilmore, S.	2
	Lippett, R.	2
	McCray, P.	2
	McGinest, W.	2
	Sanders, J	2
	Smith, O.	2
	Suci, B.	2
	Webb, D.	2

PATRIOTS ALL-TIME LEADERS

ALL-TIME LEADING PUNTERS
(BY YARDAGE)

	Name	Years	No.	Yards	Avg.	LG	BLK
1.	Rich Camarillo	1981-87	468	19,922	42.6	76	4
2.	Ryan Allen	2013-18	409	18,526	45.3	67	2
3.	Tom Yewcic	1961-66	377	14,553	38.6	70	8
4.	Tom Tupa	1996-98	215	9,602	44.7	73	1
5.	Tom Janik	1969-71	243	9,516	39.2	58	1
6.	Lee Johnson	1999-2001	203	8,578	42.3	76	1
7.	Mike Patrick	1975-78	222	8,481	38.2	64	3
8.	Ken Walter	2001-03, 06	211	8,143	38.6	58	2
9.	Zoltan Mesko	2010-12	175	7,738	44.2	65	1
10.	Josh Miller	2004-06	175	7,629	43.6	69	1
11.	Shawn McCarthy	1991-92	169	6,877	40.7	93	2
12.	Chris Hanson	2007-09	149	6,185	41.5	70	2
13.	Jeff Feagles	1988-89	154	5,874	38.1	74	1
14.	Terry Swanson	1967-68	127	5,081	40.0	62	2
15.	Pat O'Neill	1994-95	110	4,355	39.6	67	0
16.	**Jake Bailey**	**2019-20**	**84**	**3,757**	**44.7**	**65**	**0**
17.	Brian Hansen	1990	90	3,752	41.7	69	2
18.	Bruce Barnes	1973-74	100	3,738	37.4	53	0
19.	Mike Hubach	1980-81	82	3,118	38.0	69	0
20.	Mike Saxon	1993	73	3,096	42.4	59	3

ALL-TIME LEADING PUNT RETUNERS
(BASED ON RETURN YARDAGE)

	Name	Years	No.	FC	Yards	Avg.	LG	TD
1.	Troy Brown	1993-2007	252	116	2,625	10.4	85t	3
2.	Irving Fryar	1984-92	206	71	2,055	10.0	85t	3
3.	**Julian Edelman**	**2009-20**	**177**	**63**	**1,986**	**11.2**	**94t**	**4**
4.	David Meggett	1995-97	142	34	1,438	10.1	60t	1
5.	Wes Welker	2007-12	114	49	1,185	10.4	69	0
6.	Mike Haynes	1976-82	111	8	1,159	10.4	89t	2
7.	Stanley Morgan	1977-89	92	32	960	10.4	80t	1
8.	Kevin Faulk	1999-2011	101	54	943	9.3	43	0
9.	Mack Herron	1973-75	74	14	888	12.0	66	0
10.	Danny Amendola	2013-17	85	42	773	9.1	82	0
11.	Ricky Smith	1982-84	54	20	537	9.9	55	0
12.	Carl Garrett	1969-72	43	2	487	11.3	62	0
13.	Roland James	1980-90	42	8	400	9.5	75t	1
14.	Ron Burton	1960-65	56	N/A	389	6.9	62	0
15.	Tim Dwight	2005	32	13	273	8.5	29	0
16.	Bob Suci	1963	25	N/A	233	9.3	22	0
17.	Ronnie Harris	1993-94	26	4	227	8.7	21	0
	Walter Stanley	1992	28	17	227	8.1	50	0
19.	Jerome Henderson	1991-96	27	10	201	7.4	39	0
20.	Billy Johnson	1966-68	23	9	195	8.5	52	0
21.	Ray Crittenden	1993-94	21	7	192	9.1	30	0
22.	Gunner Olszewski	2019	20	16	179	9.0	22	0
23.	Chris Canty	1997-98	16	7	170	10.6	36	0
24.	Sammy Martin	1988-91	20	2	165	8.3	28	0
25.	Tom Stephens	1960-64	19	N/A	151	7.9	26	0

TOP 10s

BY PUNT AVG.
(Minimum 50 Punts)

	Name	Avg.
1.	Allen, R.	45.3
2.	Tupa, T.	44.9
3.	**Bailey, J.**	**44.7**
4.	Mesko, Z.	44.2
5.	Miller, J.	43.6
6.	Camarillo, R.	42.6
7.	Saxon, M.	42.4
8.	Johnson, L.	42.3
9.	Hansen, B.	41.7
10.	Hanson, C.	41.5

BY PUNT RETURNS

	Name	No.
1.	Brown, T.	252
2.	Fryar, I.	206
3.	**Edelman, J.**	**177**
4.	Meggett, D.	142
5.	Welker, W.	114
6.	Haynes, M.	111
7.	Faulk, K.	101
8.	Morgan, S.	92
9.	Amendola, D.	85
10.	Herron, M.	74

BY RETURN AVERAGE
(Minimum 20 Returns)

	Name	Avg.
1.	Herron, M.	12.0
2.	Garrett, C.	11.3
3.	**Edelman, J**	**11.2**
4.	Brown, T.	10.4
	Haynes, M.	10.4
	Morgan, S.	10.4
	Welker, W.	10.4
8.	Meggett, D.	10.1
9.	Fryar, I.	10.0
10.	Smith, R.	9.9

PATRIOTS ALL-TIME LEADERS

ALL-TIME LEADING KICKOFF RETURNERS

(BASED ON RETURN YARDAGE)

	Name	Years	No.	Yds	Avg.	LG	TD
1.	Kevin Faulk	1999-2011	181	4,098	22.6	95	2
2.	Ellis Hobbs	2005-08	105	2,913	27.7	108t	3
3.	David Meggett	1995-97	105	2,561	24.4	62	0
4.	Bethel Johnson	2003-05	102	2,557	25.1	93t	2
5.	Larry Garron	1960-68	89	2,299	25.8	95	2
6.	Stephen Starring	1983-87	107	2,259	21.1	53	0
7.	Carl Garrett	1969-72	92	2,251	24.5	63	0
8.	Sammy Martin	1988-91	88	2,012	22.9	95t	1
9.	Troy Brown	1993-2007	87	1,862	21.4	54	0
10.	Mack Herron	1973-75	71	1,796	25.3	92t	1
11.	Raymond Clayborn	1977-89	57	1,538	27.0	101t	3
12.	Ricky Smith	1982-84	67	1,505	22.5	98t	1
13.	Derrick Cullors	1997-98	60	1,471	24.5	86t	1
14.	Jay Cunningham	1965-67	64	1,372	21.4	45	0
15.	Tony Collins	1981-87	65	1,335	20.5	46	0
16.	Jon Vaughn	1991-92	54	1,281	23.7	100t	2
17.	Horace Ivory	1977-81	45	1,191	26.5	98t	1
18.	Brandon Tate	2009-10	45	1,163	25.8	103t	2
19.	Ron Burton	1960-65	46	1,119	24.3	91t	1
20.	Laurence Maroney	2006-09	41	1,062	25.9	77	0
21.	J.D. Garrett	1964-67	48	1,054	22.0	42	0
22.	Ray Crittenden	1993-94	47	938	20.0	44	0
23.	Joe Bellino	1965-67	43	905	21.0	43	0
24.	Allen Carter	1975-76	33	898	27.2	99t	1
25.	Deion Branch	2002-05, 10-12	36	863	24.0	63	0
26.	**Devin McCourty**	**2010-20**	**42**	**861**	**20.5**	**104t**	**1**
27.	Marvin Allen	1988-91	43	844	19.6	34	0
28.	Allan Clark	1979-80	40	837	20.9	38	0
29.	Willie Porter	1968	36	812	22.6	61	0
30.	Danny Amendola	2013-17	34	799	23.5	81	0
31.	Patrick Pass	2000-06	36	745	20.7	36	0
32.	Cordarrelle Patterson	2018	23	663	28.8	95t	1
33.	Matthew Slater	2008-19	35	637	18.2	35	0
34.	**Julian Edelman**	**2009-19**	**30**	**626**	**18.2**	**37**	**0**
35.	Dick Christy	1960	24	617	25.7	46	0
36.	Dion Lewis	2015-17	25	605	24.2	103t	1
37.	Odell Lawson	1970-71	27	593	22.0	52	0
38.	Andy Johnson	1974-81	28	544	19.4	41	0
39.	Walter Stanley	1992	29	529	18.2	40	0
40.	Brandon Bolden	2012-17, 19	23	515	22.4	28	0
41.	Irving Fryar	1984-92	26	495	19.0	47	0
42.	LeGarrette Blount	2013-16	17	494	29.1	83	0
43.	Jess Phillips	1976-77	20	490	24.5	71	0
44.	Danny Woodhead	2010-12	22	480	21.8	37	0
45.	Jon Williams	1984	23	461	20.0	29	0
46.	Billy Johnson	1966-68	24	453	18.9	36	0
47.	Leroy Thompson	1994	18	376	20.9	30	0
48.	Reggie Rucker	1971-74	15	375	25.0	43	0
49.	Bob Suci	1963	17	360	21.2	35	0
50.	Curtis Jackson	2000-01	15	353	23.5	47	0

TOP 10s

BY KICKOFF RETURNS

	Name	No.
1.	Faulk, K.	181
2.	Starring, S.	107
3.	Hobbs, E.	105
	Meggett, D.	105
5.	Johnson, B.	102
6.	Garrett, C.	92
7.	Garron, L.	89
8.	Martin, S.	88
9.	Brown, T.	87
10.	Herron, M.	71

BY KICKOFF RETURN AVG.

(Minimum 20 Ret.)

	Name	Avg.
1.	Patterson, C.	28.8
2.	Hobbs, E.	27.7
3.	Carter, A.	27.2
4.	Clayborn, R.	27.0
5.	Ivory, H.	26.5
6.	Maroney, L.	25.9
7.	Garron, L.	25.8
	Tate, B	25.8
9.	Christy, D.	25.7
10.	Herron, M.	25.3

PATRIOTS LONGEST PLAYS

RUSHING

	Name	Yards	Opp.	Date
1.	Larry Garron	85t	vs. BUF	10/22/61
2.	Carl Garrett	80t	vs. MIA	11/09/69
3.	Robert Weathers	77	vs. BAL (Colts)	09/04/83
	Ron Burton	77	at DEN	10/23/60
5.	Sam Cunningham	75t	at BUF	10/20/74
6.	Craig James	73	vs. STL (Cards)	12/02/84
	Don Calhoun	73	at STL (Cards)	9/10/78

PASSING

	Name	Yards	Opp.	Date
1.	T. Brady to W. Welker	99t	at MIA	09/12/11
2.	T. Brady to D. Patten	91t	at IND	10/21/01
3.	T. Eason to C. James	90t	at CHI	09/15/85
4.	J. Plunkett to R. Vataha	88t	at BAL (Colts)	12/19/71
5.	T. Sherman to J. Whalen	87t	at NYJ	10/27/68
6.	D. Bledsoe to T. Glenn	86t	at PIT	12/06/98
7.	D. Bledsoe to B. Coates	84t	vs. MIA	11/13/96
8.	T. Brady to S. Vereen	83t	at NYJ	11/22/12

KICKOFF RETURNS

	Name	Yards	Opp.	Date
1.	Ellis Hobbs	108t	at NYJ	09/09/07
2.	Devin McCourty	104t	vs. NYJ	10/21/12
3.	Dion Lewis	103t	at DEN	11/12/17
	Brandon Tate	103t	at MIA	10/04/10
5.	Raymond Clayborn	101t	at BAL (Colts)	12/18/77
6.	Raymond Clayborn	100t	at NYJ	10/02/77
	Jon Vaughn	100t	at CIN	12/20/92
8.	Allen Carter	99t	at BAL (Colts)	12/21/75
	Jon Vaughn	99t	at PHX	09/29/91
10.	Ricky Smith	98t	vs. NYJ	09/19/82
	Horace Ivory	98t	at BAL (Colts)	10/19/80

PUNT RETURNS

	Name	Yards	Opp.	Date
1.	Julian Edelman	94t	vs. MIA	01/02/11
2.	Mike Haynes	89t	vs. BUF	11/07/76
3.	Troy Brown	85t	vs. CLE	12/09/01
	Irving Fryar	85t	at BUF	09/22/85
5.	Julian Edelman	84t	vs. DEN	11/02/14
6.	Danny Amendola	82	at NYG	11/15/15
7.	Stanley Morgan	80t	vs. BAL (Colts)	11/18/79
8.	Irving Fryar	77t	vs. IND	11/10/85
9.	Roland James	75t	vs. NYJ	11/02/80
10.	Julian Edelman	72t	vs. KC	11/21/11

INTERCEPTION RETURNS

	Name	Yards	Opp.	Date
1.	Jimmy Hitchcock	100t	vs. MIA	11/23/97
2.	Rick Sanford	99t	at CHI	12/05/82
3.	Bob Suci	98t	vs. HOU (Oilers)	11/01/63
4.	Darius Butler	91t	at HOU	01/03/10
5.	Victor Green	90t	at NYJ	09/15/02
6.	Alfonzo Dennard	87t	vs. IND	11/18/12
	Ron Hall	87	at DEN	09/18/66
8.	Raymond Clayborn	85	at CLE	10/07/84
9.	Devin McCourty	84t	at BUF	10/29/18
10.	Fred Marion	83	at SEA	11/17/85

PUNTS

	Name	Yards	Opp.	Date
1.	Shawn McCarthy	93	at BUF	11/03/91
2.	Luke Prestridge	89	vs. MIA	10/21/84
3.	Bob Scarpito	87	at DEN	09/29/68
4.	Luke Prestridge	82	vs. NYJ	10/28/84
5.	Rich Camarillo	76	vs. NYJ	09/19/82
	Lee Johnson	76	at CIN	09/09/01
7.	Rich Camarillo	75	at CHI	09/15/85
	Rich Camarillo	75	at OAK	11/01/81

FIELD GOALS

	Name	Yards	Opp.	Date
1.	Stephen Gostkowski	62	at OAK	11/19/17*
2.	Stephen Gostkowski	58	vs. CAR	10/01/17**
3.	Stephen Gostkowski	57	at DAL	10/11/15
	Adam Vinatieri	57	at CHI	11/10/02
5.	Adam Vinatieri	55	at STL	12/13/98
	Matt Bahr	55	at MIA	11/12/95
7.	Stephen Gostkowski	54	at NYG	11/15/15
	Stephen Gostkowski	54	vs. NO	10/13/13
	Adam Vinatieri	54	vs. CLE	12/09/01
10.	Stephen Gostkowski	53	at ARZ	09/11/16
	Stephen Gostkowski	53	at BUF	10/12/14
	Stephen Gostkowski	53	at HOU	12/01/13
	Stephen Gostkowski	53	vs. TB	09/22/13
	Stephen Gostkowski	53	vs. ARZ	09/16/12
	Stephen Gostkowski	53	at DEN	10/11/09
	Adam Vinatieri	53	vs. KC	12/04/00
	Jason Staurovsky	53	vs. SEA	10/07/90
	Gino Cappelletti	53	at NYJ	11/28/65
19.	Stephen Gostkowski	52	at TEN	11/11/18
	Stephen Gostkowski	52	vs. MIA	10/29/15
	Stephen Gostkowski	52	vs. CHI	11/26/06
	Adam Vinatieri	52	at IND	09/13/98
	Adam Vinatieri	52	vs. BUF	10/12/97
	Greg Davis	52	at ATL	10/15/89

***Game played in Mexico City**

****Tied longest field goal in Gillette Stadium history**

OPPONENTS LONGEST PLAYS

RUSHING

	Name	Yards	Opp.	Date
1.	Melvin Gordon	87t	vs. LAC	10/29/17
	Jack Larschied	87t	at OAK	10/16/60
3.	Thurman Thomas	80t	at BUF	11/18/90
	O.J. Simpson	80t	vs. BUF	09/16/73
5.	Tony Dorsett	75t	vs. DAL	09/21/81
6.	Maurice Jones-Drew	74t	at JAX	12/24/06

PASSING

	Name	Yards	Opp.	Date
1.	George Shaw to Jerry Tarr	97t	vs. DEN	09/21/62
2.	Len Dawson to Frank Pitts	90t	at KC	11/17/68
3.	Ken O'Brien to Wesley Walker	88t	at NYJ	11/24/85
4.	E. Manning to O. Beckham Jr.	82t	at NYG	11/15/15
5.	S. DeBerg to S. Paige	86t	vs. KC	12/02/90
	C. Grosscup to D. Maynard	86t	at NY(Titans)	10/06/62

KICKOFF RETURNS

	Name	Yards	Opp.	Date
1.	Charlie Warner	102t	vs. BUF	11/07/65
2.	Terrence McGee	98t	at BUF	10/03/04
3.	Tremon Smith	97	vs. KC	10/14/18
4.	Mercury Morris	96t	at MIA	12/06/70
5.	C.J. Spiller	95t	vs. BUF	09/26/10
6.	Mercury Morris	94t	vs. MIA	12/05/71
7.	Ode Burrell	93t	at HOU (Oilers)	11/29/64
	Elbert Dubenion	93t	at BUF	11/03/62
9.	Leon Washington	92t	vs. NYJ	11/13/08
	Reggie Barrow	92t	at JAX	12/07/97

PUNT RETURNS

	Name	Yards	Opp.	Date
1.	Darren Sproles	83t	vs. PHI	12/06/15
2.	Adam Jones	81t	at TEN	12/31/06
3.	Chris Gamble	76	at CAR	09/18/05
	Andre Hastings	76	at NO	10/04/98
	Goldie Sellers	76t	at KC	11/17/68
	Eugene Mingo	76t	vs. DEN	09/09/60
7.	Mike Nelms	75t	at WAS	10/25/81
	Nesby Glasgow	75t	vs. BAL (Colts)	11/18/79

INTERCEPTION RETURNS

	Name	Yards	Opp.	Date
1.	Bryant Westbrook	101t	at DET	11/23/00
2.	Malcolm Jenkins	99t	vs. PHI	12/06/15
3.	Dick Anderson	94t	vs. MIA	11/24/68
4.	Ray Buchanan	90t	vs. IND	12/11/94
5.	Lawrence Timmons	89	vs. PIT	11/30/08
6.	Al Harris	84	at PHI	12/19/99
7.	Leroy Irvin	80	vs. LAR	11/16/80
8.	Levi Johnson	76	at DET	10/10/76

PUNTS

	Name	Yards	Opp.	Date
1.	Andy Lee	82	at SF	10/05/08
2.	Bob Parsons	81	at CHI	12/05/82
3.	Johnny Hekker	76	vs. LAR	12/04/16
	Joe Prokop	76	vs. NYJ	11/05/89
5.	James Fraser	75	at DEN	11/11/62
	Brian Moorman	75	vs. BUF	09/23/07

FIELD GOALS

	Name	Yards	Opp.	Date
1.	Michael Koenen	58	at ATL	10/09/05
2.	David Akers	57	at PHI	09/14/03
3.	Nick Folk	55	vs. NYJ	10/25/15
4.	Nick Folk	54	vs. NYJ	10/21/12
	Mike Nugent	54	vs. CIN	09/12/10
	Morten Anderson	54	at ATL	10/01/95
	Norm Johnson	54	at ATL	11/29/92
	Dean Biasucci	54	vs IND	11/11/90
9.	Adam Vinatieri	53	vs. IND	10/04/18
	Josh Brown	53	at NYG	11/15/15
	Caleb Sturgis	53	vs. MIA	12/14/14
	Adam Vinatieri	53	at IND	11/16/14
	Ryan Lindell	53	vs. BUF	09/10/06
	Olindo Mare	53	vs. MIA	10/17/99
	Jason Elam	53	at DEN	09/07/98
	Pat Leahy	53	vs. NYJ	10/20/85
	Uwe von Schamann	53	vs. MIA	10/21/79
17.	Dan Carpenter	52	vs. BUF	11/23/15
	Caleb Sturgis	52	vs. MIA	10/27/13
	Dan Carpenter	52	vs. MIA	11/08/09
	Adam Vinatieri	52	at IND	11/02/08
	Rian Lindell	52	at BUF	11/18/07
	John Kasay	52	at CAR	09/18/05
	Neil Rackers	52	at ARZ	09/19/04
	Pat Leahy	52	vs. NYJ	10/20/85
	Raul Allegre	52	vs. BAL (Colts)	09/04/83
	Raul Allegre	52	at BAL (Colts)	10/09/83
	Uwe von Schamann	52	vs. MIA	11/13/83
	Chris Bahr	52	at CIN	10/15/78

YEAR-BY-YEAR LEADERS

YEAR-BY-YEAR LEADING SCORERS

YR	PLAYER	TD	PAT	FG	Total
1960	Gino Cappelletti	0	30#	8	60
1961	Gino Cappelletti	8	48	17**	147**
1962	Gino Cappelletti	5	38	20	128
1963	Gino Cappelletti	2	35	22**	113**
1964	Gino Cappelletti	7	36#	25**	155**
1965	Gino Cappelletti	9	27	17	132**
1966	Gino Cappelletti	6	35	16	119**
1967	Gino Cappelletti	3	29	16	95
1968	Gino Cappelletti	2	26	15	83
1969	Gino Cappelletti	0	26	14	68
1970	Jim Nance	7	0	0	42
1971	Charlie Gogolak	0	28	12	64
1972	Carl Garrett	5	0	0	30
1973	Jeff White	0	21	14	63
1974	John Smith	0	42	16	90
1975	John Smith	0	33	9	60
1976	John Smith	0	42	15	87
1977	John Smith	0	33	15	78
1978	Horace Ivory	11	0	0	66
1979	John Smith	0	46	23	115*
1980	John Smith	0	51	26	129*
1981	John Smith	0	37	15	82
1982	John Smith	0	6	5	21
1983	Tony Collins	10	0	0	60
1984	Tony Franklin	0	42	22	108
1985	Tony Franklin	0	40	24	112
1986	Tony Franklin	0	44	32*	140*
1987	Tony Franklin	0	37	15	82
1988	Robert Perryman	6	0	0	36
1989	Greg Davis	0	13	16	61
1990	Jason Staurovsky	0	19	16	67
1991	Jason Staurovsky	0	10	13	49
1992	Charlie Baumann	0	22	11	55
1993	Scott Sisson	0	15	14	57
1994	Matt Bahr	0	36	27	117
1995	Matt Bahr	0	27	23	96
1996	Adam Vinatieri	0	39	27	120
1997	Adam Vinatieri	0	40	25	115
1998	Adam Vinatieri	0	32	31	127
1999	Adam Vinatieri	0	29	26	107
2000	Adam Vinatieri	0	25	27	106
2001	Adam Vinatieri	0	41	24	113
2002	Adam Vinatieri	0	36	27	117
2003	Adam Vinatieri	0	37	25	112
2004	Adam Vinatieri	0	48	31*	141*
2005	Adam Vinatieri	0	40	20	100
2006	Stephen Gostkowski	0	43	20	103
2007	Randy Moss	23	0	0	138
2008	Stephen Gostkowski	0	40*	36*	148*
2009	Stephen Gostkowski	0	47	26	125
2010	BenJarvus Green-Ellis	13	0	0	78
2011	Stephen Gostkowski	0	59	28	143
2012	Stephen Gostkowski	0	66*	29	153*
2013	Stephen Gostkowski	0	44	38*	158*
2014	Stephen Gostkowski	0	51	35*	156*
2015	Stephen Gostkowski	0	52	33	151*
2016	Stephen Gostkowski	0	46	27	127
2017	Stephen Gostkowski	0	45	37	146
2018	Stephen Gostkowski	0	49	27	130
2019	Nick Folk	0	12	14	54

 # -Also made three 2-point conversions

***NFL Leader** ****AFL Leader**

John Smith is one of three Patriots along with Gino Cappelletti (1961, 63-66) and Stephen Gostkowski (2008, 2012-15) to lead the NFL in scoring at least twice (1979, 1980).

Sam Cunningham led the Patriots in rushing from 1975-79, totaling 3,836 yards over the five seasons.

YEAR-BY-YEAR LEADING RUSHERS

YR	PLAYER	ATT	YDS	AVG	LG	TD
1960	Alan Miller	101	416	4.2	33	2
1961	Billy Lott	100	461	4.6	38	5
1962	Ron Burton	134	548	4.1	59	2
1963	Larry Garron	179	750	4.2	47t	2
1964	Larry Garron	183	585	3.2	16	2
1965	Jim Nance	111	321	2.9	20	5
1966	Jim Nance	299*	1458*	4.9	65t	11*
1967	Jim Nance	269*	1216*	4.5	53	7*
1968	Jim Nance	177	593	3.4	30t	4
1969	Jim Nance	193	750	3.9	43	6
1970	Jim Nance	145	522	3.6	21	7
1971	Carl Garrett	181	784	4.3	38	1
1972	Josh Ashton	128	546	4.3	35	3
1973	Sam Cunningham	155	516	3.3	25	4
1974	Mack Herron	231	824	3.6	28	7
1975	Sam Cunningham	169	666	3.9	17	6
1976	Sam Cunningham	172	824	4.8	24	3
1977	Sam Cunningham	270	1015	3.8	31t	4
1978	Sam Cunningham	199	768	3.9	52t	8
1979	Sam Cunningham	159	563	3.5	27	5
1980	Vagas Ferguson	211	818	3.9	44	2
1981	Tony Collins	204	873	4.3	29	7
1982	Tony Collins	164	632	3.9	54	1
1983	Tony Collins	219	1049	4.8	50t	10
1984	Craig James	160	790	4.9	73	1
1985	Craig James	263	1227	4.7	65t	5
1986	Craig James	154	427	2.8	16	4
1987	Tony Collins	147	474	3.2	19	3
1988	John Stephens	297	1168	3.9	52	4
1989	John Stephens	244	833	3.4	35t	7
1990	John Stephens	212	808	3.8	26	2
1991	Leonard Russell	266	959	3.6	24	4
1992	Jon Vaughn	113	451	4.0	36	1
1993	Leonard Russell	300	1088	3.6	21	7
1994	Marion Butts	243	703	2.9	26	8
1995	Curtis Martin	368	1487	4.0	49	14
1996	Curtis Martin	316	1152	3.6	57	14
1997	Curtis Martin	274	1160	4.2	70t	4
1998	Robert Edwards	291	1115	3.8	53	9
1999	Terry Allen	254	896	3.5	39	8
2000	Kevin Faulk	164	570	3.5	18	4
2001	Antowain Smith	287	1157	4.0	44	12
2002	Antowain Smith	252	982	3.9	42t	6
2003	Antowain Smith	182	642	3.5	30	3
2004	Corey Dillon	345	1635	4.7	44	12
2005	Corey Dillon	209	733	3.5	29	12
2006	Corey Dillon	199	812	4.1	50	13
2007	Laurence Maroney	185	835	4.5	59t	6
2008	Sammy Morris	156	727	4.7	35	7
2009	Laurence Maroney	194	757	3.9	45t	9
2010	BenJarvus Green-Ellis	229	1008	4.4	33t	13
2011	BenJarvus Green-Ellis	181	667	3.7	18	11
2012	Stevan Ridley	290	1263	4.4	41	12
2013	Stevan Ridley	178	773	4.3	29	7
2014	Jonas Gray	89	412	4.6	20	5
2015	LeGarrette Blount	165	703	4.3	38t	6
2016	LeGarrette Blount	299	1161	3.9	44	18
2017	Dion Lewis	180	896	5.0	44	6
2018	Sony Michel	209	931	4.5	34t	6
2019	Sony Michel	247	912	3.7	26	7

***AFL Leader**

YEAR-BY-YEAR LEADERS

YEAR-BY-YEAR LEADING PASSERS

YR	PLAYER	ATT	CMP	PCT.	YDS	TD	LG	INT
1960	Butch Songin	392	187	47.7	2476	22	78	15
1961	Butch Songin	212	98	46.2	1429	14	58t	9
1962	Babe Parilli	253	140	55.3	1988	18	67t	8
1963	Babe Parilli	337	153	45.4	2345	13	77t	24
1964	Babe Parilli	473	228	48.2	3465**	31**	80t	27**
1965	Babe Parilli	426	173	40.6	2597	18	73t	26
1966	Babe Parilli	382	181	47.4	2721	20	63t	20
1967	Babe Parilli	344	161	46.8	2317	19	79t	24
1968	Tom Sherman	226	90	39.8	1199	12	87t	16
1969	Mike Taliaferro	331	160	48.3	2160	19	77	18
1970	Joe Kapp	219	98	44.7	1104	3	48	17
1971	Jim Plunkett	328	158	48.2	2158	19	88t	16
1972	Jim Plunkett	355	169	47.6	2196	8	62	25
1973	Jim Plunkett	376	193	51.3	2550	13	64	17
1974	Jim Plunkett	352	173	49.1	2457	19	69t	22
1975	Steve Grogan	274	139	50.7	1976	11	62t	18
1976	Steve Grogan	302	145	48.0	1903	18	58t	20
1977	Steve Grogan	305	160	52.5	2162	17	68	21
1978	Steve Grogan	362	181	50.0	2824	15	75t	23
1979	Steve Grogan	423	206	48.7	3286	28	63t	20
1980	Steve Grogan	306	175	57.2	2475	18	71	22
1981	Steve Grogan	216	117	54.2	1859	7	76t	16
1982	Steve Grogan	122	66	54.1	930	7	62t	4
1983	Steve Grogan	303	168	55.4	2411	15	76t	12
1984	Tony Eason	431	259	60.1	3228	23	76t	8
1985	Tony Eason	299	168	56.2	2156	11	90t	17
1986	Tony Eason	448	276	61.6	3328	19	49	10
1987	Steve Grogan	161	93	57.8	1183	10	40	9
1988	Doug Flutie	179	92	51.4	1150	8	80t	10
1989	Steve Grogan	261	133	51.0	1697	9	55t	14
1990	Marc Wilson	265	139	52.5	1625	6	36	11
1991	Hugh Millen	409	246	60.1	3073	9	60t	18
1992	Hugh Millen	203	124	61.1	1203	8	39	10
1993	Drew Bledsoe	429	214	49.9	2494	15	54t	15
1994	Drew Bledsoe	691*	400*	57.9	4555*	25	62t	27*
1995	Drew Bledsoe	636*	323	50.8	3507	13	47t	16
1996	Drew Bledsoe	623*	373*	59.9	4086	27	84t	15
1997	Drew Bledsoe	522	314	60.2	3706	28	76	15
1998	Drew Bledsoe	481	263	54.7	3633	20	86t	14
1999	Drew Bledsoe	539	305	56.6	3985	19	68t	21
2000	Drew Bledsoe	531	312	58.8	3291	17	59	13
2001	Tom Brady	413	264	63.9	2843	18	91t	12
2002	Tom Brady	601	373	62.1	3764	28*	49t	14
2003	Tom Brady	527	317	60.2	3620	23	82t	12
2004	Tom Brady	474	288	60.8	3692	28	50	14
2005	Tom Brady	530	334	63.0	4110*	26	71	14
2006	Tom Brady	516	319	61.8	3529	24	62t	12
2007	Tom Brady	578	398	68.9*	4806*	50*	69t	8
2008	Matt Cassel	516	327	63.4	3693	21	76t	11
2009	Tom Brady	565	371	65.7	4398	28	81t	13
2010	Tom Brady	492	324	65.9	3900	36*	79t	4
2011	Tom Brady	611	401	65.6	5235	39	99t	12
2012	Tom Brady	637	401	63.0	4827	34	83t	8
2013	Tom Brady	628	380	60.5	4343	25	81t	11
2014	Tom Brady	582	373	64.1	4109	33	69t	9
2015	Tom Brady	624	402	64.4	4770	36*	76t	7
2016	Tom Brady	432	291	67.4	3554	28	79t	2
2017	Tom Brady	581	385	66.3	4577*	32	64t	8
2018	Tom Brady	570	375	65.8	4355	29	63t	11
2019	Tom Brady	613	373	60.8	4057	24	59	8

*NFL Leader **AFL Leader

Jim Plunkett's 88-yard touchdown pass during the 1971 season ranks as the fourth longest in Patriots history.

Ben Coates reigns as the only Patriots tight end to lead the team in receiving five times (1993-95, 97-98).

YEAR-BY-YEAR LEADING RECEIVERS

YR	PLAYER	NO.	YDS	AVG	LG	TD
1960	Jim Colclough	49	666	13.6	61	9
1961	Gino Cappelletti	45	768	17.1	53	8
1962	Jim Colclough	40	868	21.7	78t	10
	Ron Burton	40	461	11.5	69	4
1963	Jim Colclough	42	693	16.5	56t	3
1964	Gino Cappelletti	49	865	17.7	58t	7
1965	Jim Colclough	40	677	16.9	41	3
1966	Art Graham	51	673	13.2	42	4
1967	Art Graham	41	606	14.8	79t	4
1968	Jim Whalen (TE)	47	718	15.3	87t	7
1969	Carl Garrett (RB)	29	267	9.2	34	2
1970	Ron Sellers	38	550	14.5	48	4
1971	Randy Vataha	51	872	17.1	88t	9
1972	Reggie Rucker	44	681	15.5	62	3
1973	Reggie Rucker	53	743	14.0	64	3
1974	Mack Herron (RB)	38	474	12.5	48	5
1975	Randy Vataha	46	720	15.7	47	6
1976	Andy Johnson (RB)	29	343	11.8	53	4
1977	Sam Cunningham (RB)	42	370	8.8	35	1
1978	Russ Francis (TE)	39	543	13.9	53	4
1979	Harold Jackson	45	1013	22.5	59	7
1980	Stanley Morgan	45	991	22.0	71	6
1981	Don Hasselbeck (TE)	46	808	17.6	51	6
1982	Stanley Morgan	28	584	20.9	75t	3
1983	Stanley Morgan	58	863	14.9	50t	2
1984	Derrick Ramsey (TE)	66	792	12.0	34	7
1985	Tony Collins (RB)	52	549	10.6	49	2
1986	Stanley Morgan	84	1491	17.8	44t	10
1987	Tony Collins (RB)	44	347	7.9	29	3
1988	Reggie Dupard (RB)	34	232	6.8	15	0
1989	Eric Sievers (TE)	54	615	11.4	46	0
1990	Irving Fryar	54	856	15.9	56	4
1991	Marv Cook (TE)	82	808	9.9	49	3
1992	Irving Fryar	55	791	14.4	54t	4
1993	Ben Coates (TE)	53	659	12.4	54t	8
1994	Ben Coates (TE)	96	1174	12.2	62t	7
1995	Ben Coates (TE)	84	915	10.9	35	6
1996	Terry Glenn	90	1132	12.6	37t	6
1997	Ben Coates (TE)	66	737	11.2	35	8
1998	Ben Coates (TE)	67	668	10.0	33	6
1999	Terry Glenn	69	1147	16.6	67	4
2000	Troy Brown	83	944	11.4	44t	4
2001	Troy Brown	101	1199	11.9	60t	5
2002	Troy Brown	97	890	9.2	38	3
2003	Deion Branch	57	803	14.1	66t	3
2004	David Givens	56	874	15.6	50	3
2005	Deion Branch	78	998	12.8	51	5
2006	Reche Caldwell	61	760	12.5	62t	4
2007	Wes Welker	112*	1175	10.5	42	8
2008	Wes Welker	111	1165	10.5	64	3
2009	Wes Welker	123*	1348	11.0	58	4
2010	Wes Welker	86	848	9.9	35	7
2011	Wes Welker	122*	1569	12.9	99t	9
2012	Wes Welker	118	1354	11.5	59	6
2013	Julian Edelman	105	1056	10.1	44	6
2014	Julian Edelman	92	972	10.6	69t	4
2015	Rob Gronkowski (TE)	72	1176	16.3	76t	11
2016	Julian Edelman	98	1106	11.3	77t	3
2017	Rob Gronkowski (TE)	69	1084	15.7	53t	8
2018	James White (RB)	87	751	8.6	42	7
2019	Julian Edelman	100	1,117	11.2	44	6

*NFL Leader

YEAR-BY-YEAR LEADERS

YEAR-BY-YEAR NET YARDS FROM SCRIMMAGE

YR	PLAYER	TOTAL YDS	RUSH	REC.
1960	Alan Miller	700	416	284
1961	Jim Colcough	794	37	757
	Billy Lott	794	461	333
1962	Ron Burton	1009	548	461
1963	Larry Garron	1168	750	418
1964	Larry Garron	935	585	350
1965	Gino Cappelletti	680	0	680
1966	Jim Nance	1561**	1458**	103
1967	Jim Nance	1412	1216	196
1968	Jim Whalen	718	0	718
1969	Carl Garrett	958	691	267
1970	Jim Nance	670	522	148
1971	Carl Garrett	1049	784	265
1972	Carl Garrett	898	488	410
1973	Reggie Rucker	742	-1	743
1974	Mack Herron	1298	824	474
1975	Sam Cunningham	919	666	253
1976	Sam Cunningham	1123	824	474
1977	Sam Cunningham	1385	1015	370
1978	Sam Cunningham	1065	768	297
1979	Stanley Morgan	1041	39	1002
1980	Stanley Morgan	1027	36	991
1981	Tony Collins	1105	873	232
1982	Tony Collins	819	632	187
1983	Tony Collins	1306	1049	257
1984	Craig James	949	790	159
1985	Craig James	1587	1227	360
1986	Stanley Morgan	1491	0	1491
1987	Tony Collins	821	474	347
1988	John Stephens	1266	1168	98
1989	John Stephens	1040	833	207
1990	John Stephens	1004	808	196
1991	Leonard Russell	1040	959	81
1992	Irving Fryar	797	6	791
1993	Leonard Russell	1333	1088	245
1994	Ben Coates	1174	0	1174
1995	Curtis Martin	1748	1487	261
1996	Curtis Martin	1485	1152	333
1997	Curtis Martin	1456	1160	296
1998	Robert Edwards	1446	1115	331
1999	Terry Glenn	1147	0	1147
2000	Kevin Faulk	1035	570	465
2001	Antowain Smith	1349	1157	192
2002	Antowain Smith	1225	982	243
2003	Kevin Faulk	1078	638	440
2004	Corey Dillon	1738	1635	103
2005	Deion Branch	998	0	998
2006	Corey Dillon	959	812	147
2007	Randy Moss	1493	0	1493
2008	Wes Welker	1191	26	1165
2009	Wes Welker	1384	36	1348
2010	BenJarvus Green-Ellis	1093	1008	85
2011	Wes Welker	1599	30	1569
2012	Wes Welker	1374	20	1354
2013	Julian Edelman	1067	11	1056
2014	Rob Gronkowski	1124	0	1124
2015	Rob Gronkowski	1176	0	1176
2016	LeGarrette Blount	1199	1161	38
2017	Brandin Cooks	1122	40	1082
2018	James White	1176	425	751
2019	Julian Edelman	1144	27	1117

Tony Collins is one of three Patriots, along with Sam Cunningham and Wes Welker, to lead the team in net yards from scrimmage four times.

Maurice Hurst's six seasons as the leading intreceptor are the most by any Patriot (1989-94).

YEAR-BY-YEAR LEADING INTERCEPTORS

YR	PLAYER	NO.	YDS	AVG	LG	TD
1960	Gino Cappelletti	4	68	17.0	24	0
	Harry Jacobs	4	26	6.5	14	0
1961	Don Webb	5	153	30.6	59	2
1962	Ross O'Hanley	5	83	16.6	28	0
1963	Bob Suci	7	277	39.6	98	2
1964	Ron Hall	11	148	13.5	50	0
1965	Ron Hall	3	35	11.7	29	0
	Nick Buoniconti	3	31	10.3	26	0
1966	Ron Hall	6	159	26.5	87	0
1967	Nick Buoniconti	4	7	1.8	7	0
	Don Webb	4	91	22.8	41	0
1968	Leroy Mitchell	7	41	5.9	20	0
1969	Larry Carwell	4	114	28.5	38	0
	John Charles	4	46	11.5	25t	1
	Ed Philpott	4	37	9.2	16	0
1970	Daryl Johnson	2	51	25.5	42	0
1971	Larry Carwell	5	72	14.4	53t	1
1972	Honor Jackson	4	133	33.3	55	0
1973	Ron Bolton	6	65	10.8	56	0
1974	Ron Bolton	7	18	2.6	10	0
1975	Ron Bolton	5	33	6.6	15	0
1976	Mike Haynes	8	90	11.3	28	0
1977	Mike Haynes	5	54	10.8	22	0
1978	Mike Haynes	6	123	20.5	50	1
1979	Raymond Clayborn	5	56	11.2	27	0
1980	Raymond Clayborn	5	87	17.4	29	0
1981	Rick Sanford	3	28	9.3	21	0
	Tim Fox	3	20	6.7	20	0
1982	Mike Haynes	4	26	6.5	26	0
1983	Rick Sanford	7	24	3.4	16	0
1984	Raymond Clayborn	3	102	34.0	85	0
1985	Fred Marion	7	189	27.0	83	0
1986	Ronnie Lippett	8	76	9.5	43	0
1987	Fred Marion	4	53	13.3	25	0
1988	Raymond Clayborn	4	65	16.3	31	0
	Fred Marion	4	47	11.8	22	0
	Roland James	4	30	7.5	22	0
1989	Maurice Hurst	5	31	6.2	16t	1
1990	Maurice Hurst	4	61	15.3	36	0
	Ronnie Lippett	4	94	23.5	73	0
	Fred Marion	4	17	4.3	16	0
1991	Maurice Hurst	3	21	7.0	21	0
1992	Jerome Henderson	3	43	14.3	34	0
	Maurice Hurst	3	29	9.7	27	0
1993	Maurice Hurst	4	53	13.3	24	0
1994	Maurice Hurst	7	68	9.7	24	0
1995	Vincent Brown	4	1	0.3	1	0
1996	Willie Clay	4	50	12.5	35	0
1997	Willie Clay	6	109	18.2	53t	1
1998	Ty Law	9*	133	14.8	59t	1
1999	Lawyer Milloy	4	17	4.3	17	0
2000	Ty Law	2	32	16.0	32	0
	Lawyer Milloy	2	2	1.0	2	0
	Tebucky Jones	2	20	10.0	20	0
2001	Otis Smith	5	181	36.2	78t	2*
2002	Ty Law	4	33	8.3	29	0
	Terrell Buckley	4	50	12.5	39	0
2003	Ty Law	6	112	18.7	65t	1
	Tyrone Poole	6	81	13.5	44	0
2004	Eugene Wilson	4	51	12.8	24	0
2005	Asante Samuel	3	15	5.0	15	0
	Ellis Hobbs	3	8	2.7	8	0
2006	Asante Samuel	10t*	120	12.0	33	0
2007	Asante Samuel	6	89	14.8	42	1
2008	Brandon Meriweather	4	25	6.3	19	0
2009	Brandon Meriweather	5	149	29.8	56	1
	Leigh Bodden	5	60	12.0	53t	1
2010	Devin McCourty	7	110	15.7	50	1
2011	Kyle Arrington	7t*	92	13.1	28	0
2012	Devin McCourty	5	53	10.6	34	0
2013	Logan Ryan	5	82	16.4	79t	1
2014	Devin McCourty	2	70	35.0	60	0
	Darrelle Revis	2	0	0.0	0	0
	Logan Ryan	2	0	0.0	0	0
	Jamie Collins	2	0	0.0	0	0
2015	Logan Ryan	4	39	9.8	25	0
2016	Malcolm Butler	4	28	7.0	21	0
2017	Duron Harmon	4	12	3.0	12	0
2018	Duron Harmon	4	0	0.0	0	0
2019	Stephon Gilmore	6t*	126	21.0	64	2*

***NFL Leader**

YEAR-BY-YEAR LEADERS

YEAR-BY-YEAR SACK LEADERS

YR	PLAYER	SACKS
1960	Jack Rudolph, LB	3.0
1961	Rommie Loudd, LB	7.0
1962	Larry Eisenhauer, DE	5.5
1963	Larry Eisenhauer, DE	9.0
1964	Larry Eisenhauer, DE	7.5
1965	Larry Eisenhauer, DE	9.5
1966	Jim Lee Hunt, DT	9.0
1967	Houston Antwine, DT	6.0
1968	Houston Antwine, DT	7.5
1969	Houston Antwine, DT	5.0
1970	Ron Berger, DE	9.0
1971	Steve Kiner, LB	6.5
1972	Julius Adams, DE	4.0
1973	Julius Adams, DE	8.0
1974	Julius Adams, DE	8.0
1975	Tony McGee, DE	9.0
1976	Tony McGee, DE	9.5
1977	Tony McGee, DE	12.0
1978	Tony McGee, DE	11.5
1979	Tony McGee, DE	10.5
1980	Julius Adams, DE	9.0
1981	Tony McGee, DE	5.5
1982	Don Blackmon, LB	4.5
1983	Andre Tippett, LB	8.5
1984	Andre Tippett, LB	18.5
1985	Andre Tippett, LB	16.5
1986	Garin Veris, DE	11.0
1987	Andre Tippett, LB	12.5
1988	Brent Williams, DE	8.0
1989	Brent Williams, DE	8.0
1990	Brent Williams, DE	6.0
1991	Andre Tippett, LB	8.5
1992	Andre Tippett, LB	7.0
1993	Chris Slade, LB	9.0
1994	Chris Slade, LB	9.5
1995	Willie McGinest, DE	11.0
1996	Willie McGinest, DE	9.5
1997	Chris Slade, LB	9.0
1998	Henry Thomas, DT	6.5
1999	Willie McGinest, DE	9.0
2000	Willie McGinest, DE	6.0
	Greg Spires, DE	6.0
2001	Bobby Hamilton, DL	7.0
2002	Richard Seymour, DL	5.5
	Willie McGinest, LB	5.5
2003	Mike Vrabel, LB	9.5
2004	Willie McGinest, LB	9.5
2005	Rosevelt Colvin, LB	7.0
2006	Rosevelt Colvin, LB	8.5
2007	Mike Vrabel, LB	12.5
2008	Richard Seymour, DL	8.0
2009	Tully Banta-Cain LB	10.0
2010	Mike Wright, DL	5.5
2011	Mark Anderson, DE	10.0
	Andre Carter, DE	10.0
2012	Rob Ninkovich, DL	8.0
2013	Chandler Jones, DE	11.5
2014	Rob Ninkovich, DL	8.0
2015	Chandler Jones, DE	12.5
2016	Trey Flowers, DL	7.0
2017	Trey Flowers, DL	6.5
2018	Trey Flowers, DL	7.5
2019	Jamie Collins Sr., LB	7.0

Tony McGee recorded six seasons as the Patriots sack leader, the most by a defensive end (1975-79, 81).

Tom Yewcic led the Patriots in punting for five years (1961-65) with an overall average of 39.3 yards.

YEAR-BY-YEAR LEADING PUNTERS

YR	PLAYER	NO.	YDS	AVG	LG
1960	Tom Greene	61	2235	36.9	66
1961	Tom Yewcic	64	2406	37.6	64
1962	Tom Yewcic	69	2654	38.5	56
1963	Tom Yewcic	73	2880	38.9	65
1964	Tom Yewcic	73	2787	38.2	63
1965	Tom Yewcic	76	3094	40.7	70
1966	Jim Fraser	55	2044	37.2	68
1967	Terry Swanson	65	2632	40.5	62
1968	Terry Swanson	62	2449	39.5	57
1969	Tom Janik	70	2903	41.5	56
1970	Tom Janik	86	3364	39.1	57
1971	Tom Janik	87	3249	37.3	58
1972	Pat Studstill	75	2859	38.1	57
1973	Bruce Barnes	55	2134	38.8	53
1974	Bruce Barnes	45	1604	35.6	50
1975	Mike Patrick	83	3223	38.8	62
1976	Mike Patrick	67	2688	40.1	52
1977	Mike Patrick	65	2354	36.2	64
1978	Jerrel Wilson	54	1921	35.6	57
1979	Eddie Hare	83	3038	36.6	58
1980	Mike Hubach	63	2392	38.0	69
1981	Rich Camarillo	47	1959	41.7	75
1982	Rich Camarillo	49	2140	43.7	76
1983	Rich Camarillo	81	3615	44.6	70
1984	Rich Camarillo	48	2020	42.1	61
1985	Rich Camarillo	92	3953	43.0	75
1986	Rich Camarillo	89	3746	42.1	64
1987	Rich Camarillo	62	2489	40.1	73
1988	Jeff Feagles	91	3482	38.3	74
1989	Jeff Feagles	63	2392	38.0	64
1990	Brian Hansen	90	3752	41.7	69
1990	Brian Hansen	90	3752	41.7	69
1991	Shawn McCarthy	66	2650	40.2	93
1992	Shawn McCarthy	103	4212	41.0	61
1993	Mike Saxon	73	3096	42.4	59
1994	Pat O'Neill	69	2841	41.2	67
1995	Pat O'Neill	41	1514	36.9	57
	Bryan Wagner	37	1557	42.1	57
1996	Tom Tupa	63	2739	43.5	62
1997	Tom Tupa	78	3569	45.8	73
1998	Tom Tupa	74	3294	44.5	64
1999	Lee Johnson	90	3735	41.5	58
2000	Lee Johnson	89	3798	42.7	62
2001	Ken Walter	49	1964	40.1	58
2002	Ken Walter	70	2723	38.9	55
2003	Ken Walter	76	2865	37.7	52
2004	Josh Miller	56	2350	42.0	69
2005	Josh Miller	76	3431	45.1	59
2006	Josh Miller	43	1848	43.0	62
2007	Chris Hanson	44	1821	41.4	64
2008	Chris Hanson	49	2143	43.7	70
2009	Chris Hanson	56	2221	39.7	56
2010	Zoltan Mesko	58	2505	43.2	65
2011	Zoltan Mesko	57	2648	46.5	65
2012	Zoltan Mesko	60	2585	43.1	62
2013	Ryan Allen	76	3491	45.9	65
2014	Ryan Allen	66	3060	46.4	67
2015	Ryan Allen	73	3358	46.0	67
2016	Ryan Allen	72	3217	44.7	57
2017	Ryan Allen	58	2515	43.4	60
2018	Ryan Allen	64	2885	45.1	66
2019	Jake Bailey	81	3638	44.9	65

YEAR-BY-YEAR LEADERS

YEAR-BY-YEAR LEADING KICKOFF RETURNERS

YR	PLAYER	NO	YDS	AVG.	LG	TD
1960	Dick Christy	24	617	25.7	46	0
1961	Larry Garron	16	438	27.4	89	1
1962	Larry Garron	24	686	28.6	95t	1
1963	Larry Garron	28	693	24.8	58	0
1964	J.D. Garrett	32	749	23.4	42	0
1965	Jay Cunningham	17	374	22.0	45	0
1966	Joe Bellino	18	410	22.8	43	0
1967	Jay Cunningham	30	627	20.9	41	0
1968	Willie Porter	36	812	22.6	61	0
1969	Carl Garrett	28	792	28.3	63	0
1970	Odell Lawson	25	546	21.8	52	0
1971	Carl Garrett	24	538	22.4	37	0
1972	Carl Garrett	16	410	25.6	49	0
1973	Mack Herron	41	1092	26.6	92t	1
1974	Mack Herron	28	629	22.5	62	0
1975	Allen Carter	32	879	27.5	99t	1
1976	Jess Phillips	14	397	28.4	71	0
1977	Raymond Clayborn	28	869	31.0*	101t*	3*
1978	Raymond Clayborn	27	636	23.6	60	0
1979	Allan Clark	37	816	22.1	38	0
1980	Horace Ivory	36	992	27.6*	98t	1*
1981	Tony Collins	39	773	19.8	30	0
1982	Ricky Smith	24	567	23.6	98t	1
1983	Ricky Smith	42	916	21.8	53	0
1984	Tony Collins	25	544	21.8	46	0
1985	Stephen Starring	48	1012	21.1	53	0
1986	Stephen Starring	36	802	22.3	52	0
1987	Stephen Starring	23	445	19.3	43	0
1988	Sammy Martin	31	735	23.7	95t	1
1989	Sammy Martin	24	584	24.3	38	0
1990	Sammy Martin	25	515	20.6	38	0
1991	Jon Vaughn	34	717	21.1	99t	1
1992	Jon Vaughn	20	564	28.2	100t	1
1993	Ray Crittenden	23	478	20.8	44	0
1994	Ray Crittenden	24	460	19.2	36	0
1995	David Meggett	38	964	25.4	62	0
1996	David Meggett	34	781	23.0	54	0
1997	David Meggett	33	816	24.7	61	0
1998	Derrick Cullors	45	1085	24.1	68	0
1999	Kevin Faulk	39	943	24.2	95	0
2000	Kevin Faulk	38	816	21.5	40	0
2001	Kevin Faulk	33	662	20.1	42	0
2002	Deion Branch	36	863	24.0	63	0
2003	Bethel Johnson	30	847	28.2	92t	1
2004	Bethel Johnson	41	1016	24.8	93t	1
2005	Bethel Johnson	31	694	22.4	54	0
2006	Laurence Maroney	28	783	28.0	77	0
2007	Ellis Hobbs	35	911	26.0	108t	1
2008	Ellis Hobbs	45	1281	28.5	95t	1
2009	Laurence Maroney	13	279	21.5	52	0
2010	Brandon Tate	41	1057	25.8	103t	2
2011	Danny Woodhead	20	437	21.9	37	0
2012	Devin McCourty	27	654	24.2	104t	1
2013	LeGarrette Blount	17	494	29.1	83	0
2014	Danny Amendola	20	482	24.1	81	0
2015	Keshawn Martin	10	257	25.7	75	0
2016	Cyrus Jones	8	180	22.5	43	0
2017	Dion Lewis	23	570	24.8	103t*	1
2018	Cordarrelle Patterson	23	663	28.8	95t	1
2018	Brandon Bolden	23	515	22.4	38	0

Stephen Starring is one of only six Patriots to record more than 1,000 yards on kickoff returns in a single season.

Carl Garrett averaged 15.5 yards per punt return in 1971, tied for the highest single-season average by any Patriot (Julian Edelman, 2012).

YEAR-BY-YEAR LEADING PUNT RETURNERS

YR	PLAYER	NO	YDS	AVG.	LG	TD
1960	Dick Christy	8	73	9.1	29	0
1961	Ron Burton	8	128	16.0	62	0
1962	Ron Burton	21	122	5.8	22	0
1963	Bob Suci	25	233	9.3	22	0
1964	Dave Cloutier	20	136	6.8	40	0
1965	Ron Burton	15	61	4.1	12	0
1966	Vic Purvis	5	43	8.6	18	0
1967	Joe Bellino	15	129	8.6	18	0
1968	Willie Porter	22	135	6.1	24	0
1969	Carl Garrett	12	159	13.3	45	0
1970	Carl Garrett	17	168	9.9	62	0
1971	Carl Garrett	8	124	15.5	50	0
1972	Carl Garrett	6	36	6.0	27	0
1973	Mack Herron	27	282	10.4	54	0
1974	Mack Herron	35	517	14.8	66	0
1975	Darryl Stingley	15	113	7.5	29	0
1976	Mike Haynes	45	608	13.5	89t	2
1977	Stanley Morgan	16	220	13.8	53	0
	Mike Haynes	24	200	8.3	46	0
1978	Stanley Morgan	32	335	10.5	48	0
1979	Stanley Morgan	29	289	10.0	80t	1
1980	Roland James	33	331	10.0	75t	1
1981	Stanley Morgan	15	116	7.7	26	0
1982	Ricky Smith	16	139	8.7	19	0
1983	Ricky Smith	38	398	10.5	55	0
1984	Irving Fryar	36	347	9.6	55	0
1985	Irving Fryar	37	520	14.1*	85t*	2**
1986	Irving Fryar	35	366	10.5	59t	1
1987	Irving Fryar	18	174	9.7	36	0
1988	Irving Fryar	38	398	10.5	30	0
1989	Sammy Martin	19	164	8.6	28	0
1989	Sammy Martin	19	164	8.6	28	0
1990	Irving Fryar	28	133	4.8	17	0
1991	Jerome Henderson	27	201	7.4	39	0
1992	Walter Stanley	28	227	8.1	50	0
1993	Troy Brown	25	224	9.0	19	0
1994	Troy Brown	24	202	8.4	38	0
1995	David Meggett	45	383	8.5	23	0
1996	David Meggett	52	588	11.3	60t	1
1997	David Meggett	45	467	10.4	47	0
1998	Troy Brown	17	225	13.2	39	0
1999	Troy Brown	38	405	10.7	52	0
2000	Troy Brown	39	504	12.9	66t	1
2001	Troy Brown	29	413	14.2*	85t	2
2002	Troy Brown	24	175	7.3	27	0
2003	Troy Brown	29	293	10.1	23	0
2004	Kevin Faulk	20	133	6.7	16	0
2005	Tim Dwight	32	273	8.5	29	0
2006	Kevin Faulk	31	330	10.6	43	0
2007	Wes Welker	25	249	10.0	35	0
2008	Wes Welker	24	237	9.9	44	0
2009	Wes Welker	27	338	12.5	69	0
2010	Julian Edelman	21	321	15.3	94t	1
2011	Julian Edelman	28	296	10.6	72t	1
2012	Julian Edelman	17	263	15.5	68t	1
2013	Julian Edelman	35	374	10.7	43	0
2014	Julian Edelman	25	299	12.0	84t	1
2015	Danny Amendola	23	276	12.0	82	0
2016	Julian Edelman	15	135	9.0	23	0
2017	Danny Amendola	27	231	8.6	40	0
2018	Julian Edelman	20	154	7.7	25	0
2019	Gunner Olszewski	20	179	9.0	22	0

*NFL Leader **tied for NFL lead

YEAR-BY-YEAR LEADERS

YEAR-BY-YEAR ALL PURPOSE YARDS LEADERS

		RUSH		REC		OFF	PUNT RET		KICK RET		RET	DEF	TOT
YR	PLAYER	NO.	YDS	NO.	YDS	YDS	NO.	YDS	NO.	YDS	YDS	YDS	YDS
1960	Richard Christy	78	363	26	268	631	8	73	24	617	690	0	1321
1961	Larry Garron	69	389	24	341	730	0	0	16	438	438	0	1168
1962	Ron Burton	134	548	40	461	1009	21	122	13	238	360	0	1369
1963	Larry Garron	179	750	26	418	1168	1	23	28	693	716	0	1884
1964	Larry Garron	183	585	40	350	935	0	0	10	198	198	0	1133
1965	Gino Cappelletti	0	0	37	680	680	0	0	0	0	0	0	680
1966	Jim Nance	299	1458	8	103	1561	0	0	0	0	0	0	1561
1967	Jim Nance	269	1216	22	196	1412	0	0	0	0	0	0	1412
1968	Willie Porter	0	0	0	0	0	22	135	36	812	947	0	947
1969	Carl Garrett	137	691	29	267	958	12	159	28	792	951	0	1909
1970	Carl Garrett	88	272	26	216	488	17	168	24	511	679	0	1167
1971	Carl Garrett	181	784	22	265	1049	8	124	24	538	662	0	1711
1972	Carl Garrett	131	488	30	410	898	6	36	16	410	446	0	1344
1973	Mack Herron	61	200	18	265	465	27	282	41	1092	1374	0	1839
1974	Mack Herron	231	824	38	474	1298	35	517	28	629	1146	0	2444
1975	Andy Johnson	117	488	26	294	782	6	60	10	188	248	0	1030
1976	Sam Cunningham	172	824	27	299	1123	0	0	0	0	0	0	1123
1977	Sam Cunningham	270	1015	42	370	1385	0	0	0	0	0	0	1385
1978	Stanley Morgan	2	11	34	820	831	32	335	1	17	352	0	1183
1979	Stanley Morgan	7	39	44	1002	1041	29	289	1	12	12	0	1342
1980	Horace Ivory	42	111	12	95	206	0	0	36	992	992	0	1198
1981	Tony Collins	204	873	26	232	1105	3	15	39	773	788	0	1893
1982*	Tony Collins	164	632	19	187	819	0	0	0	0	0	0	819
1983	Ricky Smith	0	0	0	0	0	38	398	42	916	1314	0	1314
1984	Tony Collins	138	550	16	100	650	0	0	25	544	544	0	1194
1985	Craig James	263	1227	27	360	1587	0	0	0	0	0	0	1587
1986	Stanley Morgan	0	0	84	1491	1491	0	0	0	0	0	0	1491
1987	Tony Collins	147	474	44	347	821	0	0	0	0	0	0	821
1988	John Stephens	297	1168	14	98	1266	0	0	0	0	0	0	1266
1989	John Stephens	244	833	21	207	1040	0	0	0	0	0	0	1040
1990	John Stephens	212	808	28	196	1004	0	0	0	0	0	0	1004
1991	Leonard Russell	266	959	18	81	1040	0	0	0	0	0	0	1040
1992	Walter Stanley	3	63	0	0	63	28	227	29	529	756	0	819
1993	Leonard Russell	300	1088	26	245	1333	0	0	0	0	0	0	1333
1994	Ben Coates	0	0	96	1174	1174	0	0	0	0	0	0	1174
1995	Dave Meggett	60	250	52	334	584	45	383	38	964	1347	0	1931
1996	Dave Meggett	40	122	33	292	414	52	588	34	781	1369	0	1783
1997	Dave Meggett	20	60	19	203	263	45	467	33	816	1283	0	1546
1998	Robert Edwards	291	1115	35	331	1446	0	0	0	0	0	0	1446
1999	Kevin Faulk	67	227	12	98	325	10	90	39	943	1033	0	1358
2000	Kevin Faulk	164	570	51	465	1035	6	58	38	816	874	0	1909
2001	Troy Brown	11	91	101	1199	1290	29	413	1	13	426	0	1716
2002	Kevin Faulk	52	271	37	379	650	8	65	26	725	790	0	1440
2003	Kevin Faulk	178	638	48	440	1078	5	66	10	207	273	0	1351
2004	Corey Dillon	345	1635	15	103	1738	0	0	0	0	0	0	1738
2005	Deion Branch	0	0	78	998	998	0	0	0	0	0	0	998
2006	Laurence Maroney	175	745	22	194	939	0	0	28	783	783	0	1722
2007	Wes Welker	4	34	112	1175	1209	25	249	7	176	425	0	1634
2008	Wes Welker	3	26	111	1165	1191	24	237	1	26	263	0	1454
2009	Wes Welker	5	36	123	1348	1384	27	338	2	45	383	0	1767
2010	Brandon Tate	5	62	24	432	494	1	4	41	1057	1061	0	1555
2011	Wes Welker	4	30	122	1569	1599	8	82	0	0	82	0	1681
2012	Wes Welker	2	20	118	1354	1374	25	243	3	33	276	0	1650
2013	Julian Edelman	2	11	105	1056	1067	35	374	0	0	374	0	1441
2014	Julian Edelman	10	94	92	972	1066	25	299	0	0	299	0	1365
2015	Rob Gronkowski	0	0	72	1176	1176	0	0	1	5	5	0	1181
2016	Julian Edelman	12	57	98	1106	1163	15	135	3	44	179	0	1342
2017	Dion Lewis	180	896	32	214	1110	0	0	23	570	570	0	1680
2018	James White	94	225	87	751	1176	0	0	0	0	0	0	1176
2019	Julian Edelman	8	27	100	1117	1144	0	0	1	19	19	0	1163

*strike year

ALL-TIME TOP 10 SEASON LEADERS

SCORING

RANK	PLAYER	YEAR	TD	PAT	FG	2 PT	PTS
1.	Stephen Gostkowski	2013	0	44	38	0	158
2.	Stephen Gostkowski	2017	0	45	37	0	156
	Stephen Gostkowski	2014	0	51	35	0	156
4.	Gino Cappelletti	1964	7	36	25	1	155
5.	Stephen Gostkowski	2012	0	66	29	0	153
6.	Stephen Gostkowski	2015	0	52	33	0	151
7.	Stephen Gostkowski	2008	0	40	36	0	148
8.	Gino Cappelletti	1961	8	48	17	0	147
9.	Stephen Gostkowski	2011	0	59	28	0	143
10.	Adam Vinatieri	2004	0	48	31	0	141

SEASON RUSHING (BY YARDS)

RANK	PLAYER	YEAR	ATT	YDS	AVG.	LG	TD
1.	Corey Dillon	2004	345	1635	4.7	44	12
2.	Curtis Martin	1995	368	1487	4.0	49	14
3.	Jim Nance	1966	299	1458	4.9	65	11
4.	Stevan Ridley	2012	290	1263	4.4	41	12
5.	Craig James	1985	263	1227	4.7	65t	5
6.	Jim Nance	1967	269	1216	4.5	53	7
7.	John Stephens	1988	297	1168	3.9	52	4
8.	LeGarrette Blount	2016	299	1161	3.9	44	18
9.	Curtis Martin	1997	274	1160	4.2	70t	4
10.	Antowain Smith	2001	287	1157	4.0	44	12

SEASON PASSING (BY YARDS)

RANK	PLAYER	YEAR	ATT	CMP	PCT.	YDS	TD	INT
1.	Tom Brady	2011	611	401	65.6	5235	39	12
2.	Tom Brady	2012	637	401	63.0	4827	34	8
3.	Tom Brady	2007	578	398	68.9	4806	50	8
4.	Tom Brady	2015	624	402	64.4	4770	36	7
5.	Tom Brady	2017	581	385	66.3	4577	32	8
6.	Drew Bledsoe	1994	691	400	57.9	4555	25	27
7.	Tom Brady	2009	565	371	65.7	4398	28	13
8.	Tom Brady	2018	570	375	65.8	4355	29	11
9.	Tom Brady	2013	628	380	60.5	4343	25	11
10.	Tom Brady	2005	530	334	63.0	4110	26	14

SEASON RECEIVING (BY YARDS)

RANK	PLAYER	YEAR	NO.	YDS	AVG.	LG	TD
1.	Wes Welker	2011	122	1569	12.9	99t	9
2.	Randy Moss	2007	98	1493	15.2	65t	23
3.	Stanley Morgan	1986	84	1491	17.8	44t	10
4.	Wes Welker	2012	118	1354	11.5	59	6
5.	Wes Welker	2009	123	1348	11.0	58	4
6 .	Rob Gronkowski	2011	90	1327	14.7	52t	17
7.	Randy Moss	2009	83	1264	15.2	71t	13
8.	Troy Brown	2001	101	1199	11.9	60t	5
9.	Rob Gronkowski	2015	72	1176	16.3	76t	11
10.	Wes Welker	2007	112	1175	10.5	42	8

SEASON INTERCEPTIONS (BY NO.)

RANK	PLAYER	YEAR	NO.	YDS	AVG.	LG	TD
1	Ron Hall	1964	11	148	13.5	50	0
2.	Asante Samuel	2006	10	120	12.0	33	0
3.	Ty Law	1998	9	133	14.8	59t	1
4.	Mike Haynes	1976	8	90	11.3	28	0
4.	Ronnie Lippett	1986	8	76	9.5	43	0
6.	Kyle Arrington	2011	7	92	13.1	28	0
	Devin McCourty	2010	7	110	15.7	50	0
	Maurice Hurst	1994	7	68	9.7	24	0
	Fred Marion	1985	7	189	27.0	83	0
	Rick Sanford	1983	7	24	3.4	16	0
	Ron Bolton	1974	7	18	2.6	10	0
	Leroy Mitchell	1968	7	41	5.9	20	0
	Bob Suci	1963	7	277	39.6	98t	2

SACKS

RANK	PLAYER	YEAR	NO.	SACK YDS
1.	Andre Tippett	1984	18.5	N/A
2.	Andre Tippett	1985	16.5	N/A
3.	Chandler Jones	2015	12.5	89.5
	Andre Tippett	1987	12.5	N/A
	Mike Vrabel	2007	12.5	70.5
6.	Chandler Jones	2013	11.5	73.5
	Tony McGee	1978	11.5	N/A
	Tony McGee	1977	12.0	N/A
9.	Willie McGinest	1995	11.0	96.0
	Garin Veris	1986	11.0	N/A

ALL-PURPOSE YARDS

RANK	PLAYER	YEAR	YDS
1.	Mack Herron	1974	2444
2.	Dave Meggett	1995	1931
3.	Kevin Faulk	2000	1909
	Carl Garrett	1969	1909
5.	Tony Collins	1981	1893
6.	Larry Garron	1963	1884
7.	Mack Herron	1973	1839
8.	Dave Megett	1996	1783
9.	Wes Welker	2009	1767
10.	Curtis Martin	1995	1748

CAREER 100/300 YARD GAMES

CAREER 100-YARD RUSHING PERFORMANCES

Number	*Player*	*W-L-T*
17	Jim Nance	11-4-2
14	Curtis Martin	9-5-0
11	Corey Dillon	10-1-0
11	Sam Cunningham	8-3-0
8	Don Calhoun	7-1-0
8	Tony Collins	7-1-0
7	John Stephens	5-2-0
7	Craig James	4-3-0
7	Stevan Ridley	7-0-0
6	Antowain Smith	6-0-0
6	LeGarrette Blount	6-0-0
5	Laurence Maroney	5-0-0
5	Leonard Russell	3-2-0
4	BenJarvus Green-Ellis	4-0-0
4	Sony Michel	4-0-0
4	Sammy Morris	4-0-0
4	Andy Johnson	3-1-0
4	Robert Edwards	2-2-0
3	Larry Garron	3-0-0
3	Horace Ivory	3-0-0
2	Terry Allen	1-1-0
2	Ron Burton	1-1-0
2	Carl Garrett	1-1-0
2	Dion Lewis	2-0-0
1	Josh Ashton	1-0-0
1	Brandon Bolden	1-0-0
1	Dick Christy	1-0-0
1	Vagas Ferguson	1-0-0
1	J.D. Garrett	1-0-0
1	Jonas Gray	1-0-0
1	Steve Grogan	1-0-0
1	Michael LeBlanc	1-0-0
1	Mosi Tatupu	1-0-0
1	Fred Taylor	1-0-0
1	Mark Van Eeghen	1-0-0
1	Jon Vaughn	1-0-0
1	Shane Vereen	1-0-0
1	Mack Herron	0-1-0
1	Scott Lockwood	0-1-0
1	Robert Weathers	0-1-0
162	**Total**	**127-31-2***

*The Patriots have twice had multiple 100-yard rushers in the same game.

CAREER 300-YARD PASSING GAMES

Number	*Player*	*W-L-T*
92	Tom Brady	76-16-0
26	Drew Bledsoe	17-9-0
12	Steve Grogan	3-9-0
7	Babe Parilli	3-2-2
7	Tony Eason	2-5-0
3	Matt Cassel	2-1-0
3	Hugh Millen	2-1-0
1	Jim Plunkett	1-0-0
1	Matt Cavanaugh	0-1-0
1	Tom Ramsey	0-1-0
1	Butch Songin	0-1-0
1	Tom Yewcic	0-1-0
155	**Total**	**106-47-2**

CAREER 100-YARD RECEIVING PERFORMANCES

Number	*Player*	*W-L-T*
38	Stanley Morgan	19-19-0
28	Rob Gronkowski	24-4-0
28	Wes Welker	22-6-0
18	Randy Moss	17-1-0
14	**Julian Edelman**	**10-4-0**
13	Terry Glenn	11-2-0
13	Troy Brown	9-4-0
12	Irving Fryar	5-7-0
9	Ben Coates	5-4-0
9	Jim Colclough	5-3-1
8	Deion Branch	7-1-0
8	Harold Jackson	5-3-0
7	Gino Cappelletti	2-3-2
6	Danny Amendola	4-2-0
6	David Givens	5-1-0
6	Ron Sellers	2-4-0
5	Art Graham	2-2-1
5	Vincent Brisby	4-1-0
5	David Patten	4-1-0
5	Hart Lee Dykes	1-4-0
4	Aaron Hernandez	3-1-0
4	Shawn Jefferson	2-2-0
4	Michael Timpson	2-2-0
4	Randy Vataha	2-2-0
4	Jim Whalen	1-3-0
4	Don Hasselbeck	0-4-0
3	Martellus Bennett	1-2-0
3	Brandon LaFell	2-1-0
3	Stephen Starring	3-0-0
3	Russ Francis	2-1-0
2	Reche Caldwell	2-0-0
2	Tony Collins	1-1-0
2	Brandin Cooks	2-0-0
2	Kevin Faulk	2-0-0
2	Larry Garron	2-0-0
2	Josh Gordon	2-0-0
2	Daniel Graham	2-0-0
2	Chris Hogan	2-0-0
2	Cedric Jones	1-1-0
2	Brandon Lloyd	0-2-0
2	Tony Romeo	1-0-1
2	Reggie Rucker	1-1-0
2	Eric Sievers	1-1-0
2	Tony Simmons	1-1-0
2	Darryl Stingley	2-0-0
1	Dick Christy	1-0-0
1	Aaron Dobson	1-0-0
1	Jabar Gaffney	1-0-0
1	Billy Lott	1-0-0
1	Greg McMurtry	1-0-0
1	Derrick Ramsey	1-0-0
1	Donté Stallworth	1-0-0
1	Brandon Tate	1-0-0
1	Kenbrell Thompkins	1-0-0
1	Shane Vereen	1-0-0
1	Ben Watson	1-0-0
1	Danny Woodhead	1-0-0
1	Bob Adams	0-1-0
1	Don Calhoun	0-1-0
1	Andy Johnson	0-1-0
1	Joe Johnson	0-1-0
1	Aaron Marsh	0-1-0
1	Will Moore	0-1-0
1	James White	0-1-0
328	**Total**	**188-99-4***

*The Patriots have had multiple 100-yard receivers in the same game 37 times and are 27-9-1 in those games.

CONSECUTIVE RECORDS

INDIVIDUAL RECORDS

CONSECUTIVE SEASONS PLAYED

20	Tom Brady (2000-19)
16	Steve Grogan (1975-90)
15	Troy Brown (1993-2007)
14	Bruce Armstrong (1987-2000)
	Steve Nelson (1974-86)

CONSECUTIVE GAMES PLAYED

147	Raymond Clayborn (9/03/78-11/22/87)
112	Tom Brady (9/14/09-1/3/16)
111	Tom Brady (9/30/01-9/7/08)
110	Ray Hamilton (9/16/73-10/26/80)

CONSECUTIVE GAMES STARTED

147	Raymond Clayborn (9/03/78-11/22/87)
112	Tom Brady (9/14/09-1/3/16)
111	Tom Brady (9/30/01-9/7/08)
110	Ray Hamilton (9/16/73-10/26/80)

CONSECUTIVE GAMES SCORING TD

7	Curtis Martin (10/13/96-11/24/96)
6	Rob Gronkowski (11/06/11-12/11/11)
	Stevan Ridley (10/28/12-12/10/12)
	Laurence Maroney (10/18/09-11/30/09)
	Robert Edwards (9/07/98-10/19/98)
5	Eleven Times. Most Recent:
	LeGarrette Blount (12/4/16-1/01/17)

CONSECUTIVE GAMES RUSHING TD

7	Curtis Martin (10/13/96-11/24/96)
6	Stevan Ridley (10/28/12-12/10/12)
	Laurence Maroney (10/18/09-11/30/09)
	Robert Edwards (09/07/98-10/19/98)
5	LeGarrette Blount (12/04/16-01/01/17)
	LeGarrette Blount (10/09-16-11/13/16)
	Stevan Ridley (10/13/13-11/18/13)
	BenJarvus Green-Ellis (9/26/10-10/31/10)
	Curtis Martin (10/23/95-11/19/95)
	Horace Ivory (10/22/78-11/19/78)

CONSECUTIVE GAMES RECEIVING TD

6	Rob Gronkowski (11/06/11-12/11/11)
5	Rob Gronkowski (12/14/14-9/20/15)
	Rob Gronkowski (10/21/12-12/30/12)
	Rob Gronkowski (12/26/10-9/25/11)
	Randy Moss (10/14/07-11/18/07)
	Daniel Graham (12/27/03-10/10/04)
	Michael Timpson (12/26/93-9/18/94)
	Jimmy Colclough (11/11/62-12/09/62)
4	Chris Hogan (9/17/17-10/5/17)
	Rob Gronkowski (11/3/13-12/1/13)
	Stanley Morgan (9/21/86-10/12/86)
	Stanley Morgan (9/07/80-9/29/80)
	Art Graham (12/17/66-9/17/67)

CONSECUTIVE GAMES PASSING TD

52	Tom Brady (9/12/10-9/29/13)
24	Tom Brady (10/27/13-12/21/14)
16	Tom Brady (12/17/06-12/9/07)
15	Tom Brady (9/10/15-12/27/15)
14	Babe Parilli (12/3/61-9/8/63)

CONSECUTIVE STARTS NO INTERCEPTIONS

11	Tom Brady (10/24/10-1/2/11)
7	Tom Brady (12/18/16-10/1/17)
6	Tony Eason (9/07/86-10/26/86)
5	Tom Brady (10/21/12-11/22/12)
	Tom Brady (12/10/06-9/9/07)
	Drew Bledsoe (10/23/95-11/19/95)

CONSECUTIVE ATTEMPTS NO INTERCEPTIONS

358	Tom Brady (10/17/10-9/12/11)*
264	Tom Brady (12/12/16-10/05/17)
201	Tom Brady (10/14/12-12/02/12)
196	Tom Brady (12/21/14-10/18/15)
190	Tom Brady (9/16/12-10/14/12)
183	Tom Brady (9/20/09-10/25/09)
179	Drew Bledsoe (10/23/95-11/26/95)

CONSECUTIVE ATT. NO INT TO START CAREER

162	Tom Brady (11/23/00-10/28/01)

CONSECUTIVE GAMES RECEPTIONS MADE

93	Wes Welker (9/9/07-12/30/12)
80	Rob Gronkowski (9/12/10-1/3/16)
63	Ben Coates (12/27/92-12/8/96)

CONSECUTIVE RECEPTIONS MADE FOR TD

8	Mike Vrabel (9/28/02 to 10/28/07)
3	Derrick Ramsey (11/18/84)
	Harold Jackson (9/09/79)

CONSECUTIVE GAMES WITH AN INT

4	Devin McCourty (9/8/19-9/29/19)
	Mike Haynes (11/07/76-11/28/76)
3	Aqib Talib (9/12/13-9/29/13)
	Devin McCourty (11/21/10-12/6/10)
	Ty Law (11/26/95-12/10/95)
	Myron Guyton (11/12/96-11/26/96)
	Asante Samuel (9/23/07-10/7/07)

CONSECUTIVE FIELD GOALS MADE

31	Stephen Gostkowski (12/07/14-11/23/15)
25	Adam Vinatieri (11/24/96-11/09/97)
23	Adam Vinatieri (10/17/04-12/26/04)
21	Stephen Gostkowski (9/22/13-11/24/13)

CONSECUTIVE GAMES FG MADE

26	Stephen Gostkowski (9/12/11-11/18/12)
17	Matt Bahr (12/18/94-12/16/95)
	Tony Franklin (11/24/85-11/23/86)

CONSECUTIVE PATs MADE

478	Stephen Gostkowski (12/31/06-10/16/16)*
117	Adam Vinatieri (10/27/96-10/31/99)
105	Gino Cappelletti (11/17/63-12/17/66)

***NFL Record**

CONSECUTIVE RECORDS (CONT.)

TEAM RECORDS

CONSECUTIVE VICTORIES (INCL. PLAYOFFS)

21	Oct. 5, 2003 to Oct. 24, 2004*
18	Sept. 9, 2007 to Jan. 20, 2008
13	Dec. 23, 2018 to Oct. 27, 2019
13	Jan. 10, 2015 to Nov. 23, 2015
12	Nov. 25, 2001 to Sept. 22, 2002

CONSECUTIVE PLAYOFF VICTORIES

10	Jan. 19, 2002 to Jan. 7, 2006*
5	Jan. 14, 2017 to Jan. 21, 2018
4	Jan. 10, 2015 to Jan. 16, 2016

CONSECUTIVE SHUTOUT VICTORIES

2	vs. Miami, Dec. 12, 1982 and at Seattle Dec. 19, 1982

CONSECUTIVE HOME VICTORIES

20	Dec. 21, 2008 to Oct. 16, 2011
18	Oct. 22, 2017 to Nov. 24, 2019
18	Dec. 29, 2002 to Sept. 8, 2005
16	Dec. 23, 2012 to Dec. 14, 2014
12	Nov. 26, 2006 to Sept. 7, 2008

CONSECUTIVE ROAD VICTORIES

14	Sept. 11, 2016 to Dec. 3, 2017
12	Dec. 24, 2006 to Oct. 5, 2008
7	Oct. 19, 2003 to Oct. 3, 2004
	Dec. 11, 2005 to Nov. 19, 2006
6	Dec. 7, 2014 to Nov. 15, 2015
	Oct. 19, 1986 to Dec. 22, 1986
	Sept. 10, 1978 to Nov. 26, 1978

CONSECUTIVE LOSSES

14	Sept. 23, 1990 to Dec. 30, 1990
10	Dec. 22, 1991 to Nov. 8, 1992
9	Oct. 25, 1981 to Dec. 20, 1981
	Oct. 8, 1972 to Dec. 3, 1972
	Sept. 27, 1970 to Nov. 22, 1970

CONSECUTIVE HOME LOSSES

10	Dec. 24, 1989 to Sept. 9, 1991
6	Nov. 3, 1974 to Sept. 28, 1975
	Oct. 15, 1972 to Sept. 23, 1973
	Sept. 27, 1970 to Dec. 20, 1970

CONSECUTIVE ROAD LOSSES

8	Sept. 13, 1981 to Dec. 20, 1981
	Dec. 6, 1970 to Dec. 12, 1971
	Oct. 6, 1968 to Oct. 26, 1969

CONSECUTIVE GAMES SCORING

150	Dec. 17, 2006 to Sep. 22, 2016
149	Dec. 5, 1993 to Dec. 29, 2002
125	Sept. 28, 1975 to Nov. 13, 1983

CONSEC. QUARTERS PATRIOTS SCORELESS

10	Nov. 22, 1992 (vs. N.Y. Jets, 2nd half) to Dec. 6, 1992 (vs. Indianapolis)

CONSEC. SHUTOUT QUARTERS RECORDED

8	Dec. 12, 1982 (vs. Miami) to Dec. 19, 1982 (at Seattle)
7	Sept. 8, 2019 (vs. PIT, 4th quarter) to Sept. 22, 2019 (vs. N.Y. Jets, 2nd half)
7	Oct. 10, 2019 (vs. NYG, 2nd half) to Oct. 27, 2019 (vs. CLE, 1st quarter)

CONSEC. QUARTERS NOT ALLOWING A TD

10	Dec. 5, 1982 (at Chicago, 2nd half) through Dec. 19, 1982 (at Seattle) (Shutout victories vs. Miami 12/12/82 and at Seattle 12/19/82)
10	Sept. 8, 2019 (vs. PIT) through Sept. 22, 2019 (vs. N.Y. Jets, first half)

CONSEC. SERIES GAME PATRIOTS VICTORIES

15	Buffalo Bills, Dec. 27, 2003 to Dec. 26, 2010
11	Buffalo Bills, Jan. 2, 1983 to Dec. 20, 1987
10	San Diego Chargers, Dec. 2, 1973 to Oct. 14, 2001

CONSEC. SERIES GAME PATRIOTS LOSSES

10	Denver Broncos, Nov. 4, 1984 to Sept. 7, 1998
9	N.Y. Jets, Dec. 17, 1966 to Nov. 22, 1970
	Miami Dolphins, Sept. 17, 1989 to Nov. 21, 1993

***NFL Record**

PATRIOTS INDIVIDUAL RECORDS

The following records relate to service with the Patriots and reflect only regular season activity; postseason playoff competition is excluded.
Number of games per season: 1960-1977 (14); 1978-81 (16); 1982 (9); 1983-86 (16); 1987 (15), and 1988-18 (16).

SERVICE

MOST SERVICE

Seasons –

20	Tom Brady, 2000-2019
16	Steve Grogan, 1975-90
15	Troy Brown, 1993-2007
	Julius Adams, 1971-77, 79-85, 87
14	Stephen Gostkowski, 2006-19
	Bruce Armstrong, 1987-2000
	Steve Nelson, 1974-87
13	Kevin Faulk, 1999-2011
	Tedy Bruschi, 1996-2008
	Raymond Clayborn, 1977-89
	John Hannah, 1973-85
	Stanley Morgan, 1977-89
	Mosi Tatupu, 1978-90

Games –

	Player, Pos.	*Games*	*Years*
1.	Tom Brady, QB	285	2000-19
2.	Bruce Armstrong, OT	212	1987-2000
3.	Julius Adams, DE	206*	1971-77, 79-85, 87
4.	Stephen Gostkowski, K	204	2006-19
5.	Mosi Tatupu, RB	194	1978-90
6.	Troy Brown, WR	192	1993-2007
7.	Raymond Clayborn, CB	191	1977-89
8.	Tedy Bruschi, LB	189	1996-2008
9.	John Hannah, OG	183	1973-85
10.	Stanley Morgan, WR	180	1977-89
11.	Steve Nelson, LB	174	1974-87
	Matthew Slater, WR	**173@**	**2008-20**
13.	Willie McGinest, LB	171	1994-2005
14.	Kevin Faulk, RB	161	1999-2011
15.	Tom Neville, OT	160	1965-77
	Adam Vinatieri, K	160c	1996-2005
17.	Vince Wilfork, DL	158	2004-14
18.	**Devin McCourty, DB**	**156@**	**2010-20**
19.	Matt Light, T	155	2001-11
20.	Pete Brock, C	154	1976-87
21.	Gino Cappelletti, K/WR	153c	1960-70

Games (Cont.) –

	Player, Pos.	*Games*	*Years*
22.	Bill Lenkaitis, C	151	1971-81
	Andre Tippett, LB	151	1982-93^
24.	Steve Grogan, QB	149	1975-90
25.	Jim Lee Hunt, DT	146	1960-70
26.	Roland James, SS	145	1980-90
27.	Fred Marion, FS	144	1982-91
28.	Houston Antwine, DT	142	1961-71
	Ben Coates, TE	142	1991-99
30.	Patrick Chung, S	141@	2009-12, 14-19
	Ty Law, CB	141	1995-2004
	Lonie Paxton, LS	141	2000-08
33.	Len St. Jean, OG	140c	1964-73
34.	Don Webb, DB	134	1961-71
35.	Ray Hamilton, NT	132	1973-81
36.	Logan Mankins, G	130	2005-13
	Jon Morris, C	130	1964-74
38.	Irving Fryar, WR	129	1984-92
39.	Larry Izzo, LB	127	2001-08
	Chris Slade, LB	127	1993-2000
41.	Jim Colclough, WR	126	1960-68
	Johnny Rembert, LB	126	1983-92
43.	Ted Johnson, LB	125	1995-2004
	Mike Vrabel, LB	125	2001-2008
45.	Drew Bledsoe, QB	124	1993-2001
	Steve King, LB	124	1973-81
	Charlie Long, OT	124	1961-69
48.	Vincent Brown, LB	123	1988-95
	Rob Ninkovich	123	2009-16
50.	Ronnie Lippett, CB	122	1983-91
	Lawrence McGrew, LB	122	1980-89
	Don Webb, DB	122	1961-71

c - consecutive games played **@ - active**
*** - J. Adams DNP in 1986.** **^ - A. Tippett DNP in 1989**

PATRIOTS INDIVIDUAL RECORDS

SCORING

MOST POINTS

Career –	1,775	Stephen Gostkowski, 2006-2019
	1,158	Adam Vinatieri, 1996-2005
	1,130	Gino Cappelletti, 1960-70
	692	John Smith, 1974-82
	482	Rob Gronkowski, 2010-18
	442	Tony Franklin, 1984-87
	408	Stanley Morgan, 1977-89
Season –	158	Stephen Gostkowski, 2013 (44-xp, 38-fg)
	156	Stephen Gostkowski, 2017 (45-xp, 37-fg)
	156	Stephen Gostkowski, 2014 (51-xp, 35-fg)
	155	Gino Cappelletti, 1964 (7-td, 36-xp, 1-2pt, 25-fg)
	153	Stephen Gostkowski, 2012 (66-xp, 29-fg)
	151	Stephen Gostkowski, 2015 (52-xp, 33-fg)
Game –		
	28	Gino Cappelletti vs. HOU, Dec. 18, 1965 (2-td, 4-xp, 4-fg)
	24	Jonas Gray at IND, Nov. 16, 2014 (4-td)
	24	Randy Moss at BUF, Nov. 18, 2007 (4-td)
	24	Gino Cappelletti vs. BUF, Nov. 15, 1964 (3-td, 4-xp, 1-2pt)
Most Seasons Leading the League –		
	5	Stephen Gostkowski, 2008, 2012-15
		Gino Cappelletti, 1961, 63-66
	2	John Smith, 1979, 1980

TOUCHDOWNS

MOST TOUCHDOWNS

Career –	80	Rob Gronkowski, 2010-18 (1-r, 79-p)
	68	Stanley Morgan, 1977-89 (67-p, 1-rt)
	50	Ben Coates, 1991-99 (50-p)
		Randy Moss, 2007-10 (50-p)
	49	Sam Cunningham, 1973-79, 1981-82 (43-r, 6-p)
	46	Jim Nance, 1965-71 (45-r, 1-p)
	44	Tony Collins, 1981-87 (32-r, 12-p)
Season –	23	Randy Moss, 2007 (23-p)
	18	LeGarrette Blount, 2016 (18-r)
		Rob Gronkowski, 2011 (17-p, 1-r)
	17	Curtis Martin, 1996 (14-r, 3-p)
	15	Curtis Martin, 1995 (14-r, 1-p)
	13	BenJarvus Green-Ellis, 2010 (13-r)
		Randy Moss, 2009 (13-p)
		Corey Dillon, 2006 (13-r)
		Corey Dillon, 2005 (12-r, 1-p)
		Corey Dillon, 2004 (12-r, 1-p)
		Steve Grogan, 1976 (12-r, 1-rt)
		Stanley Morgan, 1979 (12-p, 1-rt)
		Antowain Smith, 2001 (12-r, 1-p)
Game –		
	4	Jonas Gray at IND, Nov. 16, 2014 (4-r)
		Randy Moss at BUF, Nov. 18, 2007 (4-p)
	3	Accomplished 32 times. Most Recent: Sony Michel vs. NYJ, Oct. 21, 2019 (3-r)

PAT KICKS

MOST PAT KICK ATTEMPTS

Career –	664	Stephen Gostkowski, 2006-19
	374	Adam Vinatieri, 1996-2005
	353	Gino Cappelletti, 1960-70
	323	John Smith, 1974-83
	166	Tony Franklin, 1984-87
Season –	74	Stephen Gostkowski, 2007
	66	Stephen Gostkowski, 2012
	59	Stephen Gostkowski, 2011
	52	Stephen Gostkowski, 2015
	51	Stephen Gostkowski, 2014
		John Smith, 1980
Game –		
	8	Stephen Gostkowski vs. IND, Nov. 18, 2012
		Stephen Gostkowski vs TEN, Oct. 18, 2009
		Stephen Gostkowski at BUF, Nov. 18, 2007
		John Smith vs. NYJ, Sept. 9, 1979
		David Posey vs. NYJ, Oct. 29, 1978
	7	Stephen Gostkowski vs. NYJ, Nov. 3, 2013
		Stephen Gostkowski vs. NYJ, Nov. 22, 2012
		Stephen Gostkowski at BUF, Sept. 30, 2012
		Stephen Gostkowski at OAK, Dec. 14, 2008
		Stephen Gostkowski vs. WAS., Oct. 28, 2007
		Stephen Gostkowski at MIA, Oct. 21, 2007
		John Smith vs. OAK, Oct. 3, 1976
		Gino Cappelletti vs. BUF, Oct. 22, 1961

MOST PAT KICKS MADE

Career –	653	Stephen Gostkowski, 2006-19
	367	Adam Vinatieri, 1996-2005
	342	Gino Cappelletti, 1960-70
	308	John Smith, 1974-83
	163	Tony Franklin, 1984-87
Season –	74	Stephen Gostkowski, 2007
	66	Stephen Gostkowski, 2012
	59	Stephen Gostkowski, 2011
	52	Stephen Gostkowski, 2015
	51	Stephen Gostkowski, 2014
		John Smith, 1980
Game –		
	8	Stephen Gostkowski vs. IND, Nov. 18, 2012
		Stephen Gostkowski vs. TEN, Oct. 18, 2009
		Stephen Gostkowski at BUF, Nov. 18, 2007
		John Smith vs. NYJ, Sept. 9, 1979

MISC. SCORING

SAFETY

Game –	1	Accomplished 30 times, most recent: penalty enforced at N.Y. Jets 10/21/19
Season –	2	Don Blackmon, at Tampa Bay, 10/27/85 and vs. Green Bay, 9/8/85

(NOTE: See fumble section for scoring on fumbles)

MOST TWO-POINT CONVERSIONS

Career –	**4**	**Julian Edelman, 2009-19**
		Gino Cappelletti, 1960-70
Game –	1	Accomplished many times, most recent: Julian Edelman vs. Buffalo, Dec. 21, 2019

PATRIOTS INDIVIDUAL RECORDS

MISC. SCORING (CONT.)

MISSED FG RETURNED FOR TD

91 yds	Ron Burton vs. Denver, Nov. 11, 1962

BLOCKED FG RETURNED FOR TD

71 yds	Raymond Clayborn at Houston, Oct. 18, 1987
65 yds	Mike Haynes at N.Y. Jets, Oct. 5, 1980
62 yds	Kyle Arrington vs. Miami, Dec. 14, 2014
58 yds	Chandler Jones at Minnesota, Sept. 14, 2014
45 yds	Larry Carwell vs. Cincinnati, Sept. 17, 1972
35 yds	Kyle Arrington at Miami, Oct. 4, 2010

BLOCKED PUNT RETURNED FOR TD

31 yds	Rod McSwain at L.A. Rams, Nov. 16, 1986
29 yds	Kyle Van Noy at Chicago , Oct. 21, 2018
20 yds	Don Webb vs. San Diego, Dec. 17, 1961
17 yds	Mosi Tatupu at New Orleans, Nov. 30, 1986
11 yds	Matthew Slater at Buffalo, Sept. 29, 2019
10 yds	Roland Moss vs. Buffalo, Nov. 14, 1971
8 yds	Rick Sanford vs. Baltimore, Nov. 18, 1979
6 yds	Chase Winovich vs. N.Y. Giants, Oct. 10, 2019
4 yds	Tedy Bruschi vs. Baltimore, Oct. 6, 1996
3 yds	Willie Scott vs. Indianapolis, Nov. 22, 1987
0 yds	JD Garrett at Miami on Dec. 17, 1967
0 yds	Leroy Moore vs. Oakland, Nov. 17, 1961

FIELD GOALS

MOST FIELD GOAL ATTEMPTS

Career –	428	Stephen Gostkowski, 2006-19
	334	Gino Cappelletti, 1960-70
	321	Adam Vinatieri, 1996-2005
	191	John Smith, 1974-83
	125	Tony Franklin, 1984-87
Season –	41	Stephen Gostkowski, 2013
		Tony Franklin, 1986
	40	Stephn Gostkowski, 2017
		Stephen Gostkowski, 2008
	39	Adam Vinatieri, 1998
		Gino Cappelletti, 1964
Game –		
	7	Jason Staurovsky, vs. IND, Dec. 3, 1989
		Gino Cappelletti vs. CIN, Nov. 16, 1969
		Gino Cappelletti vs. BUF, Sept. 24, 1967
		Gino Cappelletti vs. SD, Sept. 20, 1964
	6	Stephen Gostkowski vs. LAC, Oct. 29, 2017
		Adam Vinatieri vs. JAX, Sept. 22, 1996
		Gino Cappelletti vs. NYJ, Sept. 27, 1964
		Gino Cappelletti at DEN, Oct. 4, 1964
		Gino Cappelletti vs. HOU, Dec. 18, 1965
Most Seasons Leading League –		
	3	Stephen Gostkowski, 2008, 2013-14
		Gino Cappelletti, 1961, 63-64
	2	Adam Vinatieri, 2004
		Tony Franklin, 1986

MOST FIELD GOALS MADE

Career –	374	Stephen Gostkowski, 2006-19
	263	Adam Vinatieri, 1996-2005
	176	Gino Cappelleti, 1960-70
	128	John Smith, 1974-83
	93	Tony Franklin, 1984-87

FIELD GOALS (CONT.)

MOST FIELD GOALS MADE (CONT.)

Season –	38	Stephen Gostkowski, 2013
	37	Stephen Gostkowski, 2017
	36	Stephen Gostkowski, 2008
	35	Stephen Gostkowski, 2014
	33	Stephen Gostkowski, 2015
Game –		
	6	Gino Cappelletti vs. Denver, Oct. 4, 1964
	5	Stephen Gostkowski vs. Kansas City, Oct. 14, 2018
		Stephen Gostkowski vs. Cincinnati, Oct. 5, 2014
		Adam Vinatieri vs. Buffalo, Nov. 14, 2004
		Adam Vinatieri vs. Jacksonville, Sept. 22. 1996
		Jason Staurovsky vs. Indianapolis, Dec. 3, 1989
Game (No Misses) –		
	6	Gino Cappelletti vs. Denver, Oct. 4, 1964
	5	Stephen Gostkowski vs. Kansas City, Oct. 14, 2018
		Stephen Gostkowski vs. Cincinnati, Oct. 5, 2014
		Adam Vinatieri vs. Buffalo, Nov. 14, 2004
Longest Made –		
	62	Stephen Gostkowski at Oakland, Nov. 19, 2017*
	58	Stephen Gostkowski vs. Carolina, Oct. 1, 2017
	57	Stephen Gostkowski at Dallas, Oct. 11, 2015
		Adam Vinatieri at Chicago, Nov. 10, 2002
	55	Adam Vinatieri at St. Louis, Dec. 13, 1998
		Matt Bahr at Miami, Nov. 12, 1995
	54	Stephen Gostkowski at N.Y. Giants Nov. 15, 2015
		Stephen Gostkowski vs. New Orleans , Oct. 13, 2013
		Adam Vinatieri vs. Cleveland, Dec. 12, 2001
Most 50-Yard Field Goals Made –		
Career –	25	Stephen Gostkowski (2006-19)
	8	Adam Vinatieri (1996-2005)
	3	Tony Franklin (1984-87)
Season –		
	5	Stephen Gostkowski, 2013
	4	Stephen Gostkowski, 2017
		Stephen Gostkowski, 2015
	2	Accomplished 8 times. Most Recent:
		Stephen Gostkowski, 2018
Game –		
	2	Stephen Gostkowski at Oakland*, Nov. 19, 2017 (62,51)
		Stephen Gostkowski at Houston, Dec. 1, 2013 (53,53)
		Stephen Gostkowski vs. Arizona, Sept. 16, 2012 (51,53)

***Mexico City**

RUSHING

MOST RUSHING ATTEMPTS

Career –	1,385	Sam Cunningham, 1973-79, 1981-82
	1,323	Jim Nance, 1965-71
	1,191	Tony Collins, 1981-87
	958	Curtis Martin, 1995-97
	891	John Stephens, 1988-92
Season –	368	Curtis Martin, 1995
	345	Corey Dillon, 2004
	316	Curtis Martin, 1996
	300	Leonard Russell, 1993
	299	LeGarrette Blount, 2016
		Jim Nance, 1966

PATRIOTS INDIVIDUAL RECORDS

RUSHING (CONT.)

MOST RUSHING ATTEMPTS (CONT.)

Game –

40	Curtis Martin vs. NYJ, Sept. 14, 1997 (199 yds)
38	Jim Nance vs. OAK, Oct. 30, 1966 (208 yds)
37	Jonas Gray at IND, Nov. 16, 2014 (201 yds)
36	Curtis Martin vs. BUF, Oct. 23, 1995 (127 yds)
35	Curtis Martin vs. IND, Nov. 24, 1996 (141 yds)
	Curtis Martin at NYJ, Nov. 5 1995 (166 yds)
	Michael LeBlanc vs. BUF Oct. 11, 1987 (146 yds)
	John Stephens vs. CHI, Oct. 30, 1988 (124 yds)

Seasons Leading League –

3	Jim Nance, 1966-67, 69

MOST RUSHING YARDS

Career –

5,453	Sam Cunningham, 1973-79, 1981-82
5,323	Jim Nance, 1965-71
4,647	Tony Collins, 1981-87
3,799	Curtis Martin, 1995-97
3,607	Kevin Faulk, 1999-2011
3,391	Don Calhoun, 1975-81

Season –

1,635	Corey Dillon, 2004
1,487	Curtis Martin, 1995
1,458	Jim Nance, 1966
1,263	Stevan Ridley, 2012
1,227	Craig James, 1985
1,216	Jim Nance, 1967

Game –

212	Tony Collins vs. N.Y. Jets, Sept. 18, 1983 (23 att.)
208	Jim Nance vs. Oakland, Oct. 30, 1966 (38 att.)
201	Jonas Gray at Indianapolis, Nov. 16, 2014 (37 att.)
199	Curtis Martin vs. N.Y. Jets, Sept. 14, 1997 (40 att.)
196	Robert Edwards at St. Louis, Dec. 13, 1998 (24 att.)
189	LeGarrette Blount vs. Buffalo, Dec. 29, 2013 (24 att.)
185	Jim Nance vs. Buffalo, Sept. 24, 1967 (34 att.)

Seasons Leading League –

2	Jim Nance, 1966-67

LONGEST RUN FROM SCRIMMAGE

85	Larry Garron vs. Buffalo, Oct. 22, 1961 (TD)
80	Carl Garrett vs. Miami, Nov. 9, 1969 (TD)
77	Robert Weathers vs. Baltimore, Sept. 4, 1983
	Ron Burton at Denver, Oct. 23, 1960

HIGHEST AVERAGE RUSHING GAIN

Career (450 Attempts) –

4.34	Stevan Ridley, 2011-14 (649-2,817)
4.31	LeGarrette Blount, 2013-16 (677-2,917)
4.22	Corey Dillon, 2004-06 (753-3,180)
	Craig James, 1984-88 (585-2,469)
4.18	Laurence Maroney, 2006-09 (582-2,430)
4.17	Kevin Faulk, 1999-2011 (864-3,607)
4.16	Carl Garrett, 1969-72 (537-2,235)
4.14	Don Calhoun, 1975-81 (820-3,391)

HIGHEST AVERAGE RUSHING GAIN (CONT.)

Season (100 Attempts) –

5.59	Don Calhoun, 1976 (129-721)
5.45	Mosi Tatupu, 1983 (106-578)
5.05	LeGarrette Blount, 2013 (153-772)
5.04	Carl Garrett, 1969 (137-691)
4.98	Dion Lewis, 2017 (180-896)
4.94	Craig James, 1984 (160-790)
4.91	Horace Ivory, 1978 (141-693)

Game (10 Attempts) –

11.60	Larry Garron vs. Buffalo, Oct. 22, 1961 (10-116)
11.36	Sam Cunningham at Buffalo, Oct. 20, 1974 (11-125)
11.14	Laurence Maroney vs. Miami, Dec. 23, 2007 (14-156)

MOST RUSHING TOUCHDOWNS

Career –

45	Jim Nance, 1965-71
43	Sam Cunningham, 1973-79, 1981
37	Corey Dillon, 2004-06
35	Steve Grogan, 1975-90
34	LeGarrette Blount, 2013-16
32	Curtis Martin, 1995-97
	Tony Collins, 1981-87
29	BenJarvus Green-Ellis, 2008-11

Season –

18	LeGarrette Blount, 2016
14	Curtis Martin, 1996
	Curtis Martin, 1995
13	BenJarvus Green-Ellis, 2010
	Corey Dillon, 2006
12	Stevan Ridley, 2012
	Corey Dillon, 2005
	Corey Dillon, 2004
	Antowain Smith, 2001
	Steve Grogan, 1976

Game –

4	Jonas Gray at Indianapolis, Nov. 16, 2014
3	Sony Michel at New York Jets, Oct. 21, 2019
	Mike Gillislee vs. Kansas City, Sept. 7, 2017
	LeGarrette Blount vs. Seattle, Nov. 13, 2016
	LeGarrette Blount vs. Jacksonville, Sept. 27, 2015
	Corey Dillon vs. Detroit, Dec. 3, 2006
	Curtis Martin, vs. Miami, Nov. 3, 1996
	Mosi Tatupu at L.A. Rams, Dec. 11, 1983
	Tony Collins vs. N.Y. Jets, Sept. 18, 1983
	Sam Cunningham at Buffalo, Oct. 20, 1974

Seasons Leading League –

1	LeGarrette Blount, 2016
	Jim Nance, 1966

MOST 100-YARD RUSHING GAMES

17	Jim Nance (1965-71)
14	Curtis Martin (1995-97)
11	Corey Dillon (2004-06)
	Sam Cunningham (1973-79, 81-82)

MOST 1,000-YARD SEASONS

3	Curtis Martin (1995-97)
2	Jim Nance (1965-71)

PATRIOTS INDIVIDUAL RECORDS

PASSING

MOST PASSING YARDS

Career –

74,571	Tom Brady, 2000-19
29,657	Drew Bledsoe, 1993-2001
26,886	Steve Grogan, 1975-90
16,747	Babe Parilli, 1961-67
10,732	Tony Eason, 1983-89

Season –

5,235	Tom Brady, 2011
4,827	Tom Brady, 2012
4,806	Tom Brady, 2007
4,770	Tom Brady, 2015
4,577	Tom Brady, 2017
4,555	Drew Bledsoe, 1994

Game –

517	Tom Brady at Miami, Sept. 12, 2011
466	Tom Brady at Buffalo, Sept. 20, 2015
447	Tom Brady at New Orleans, Sept. 17, 2017
443	Tom Brady vs. San Francisco, Dec. 16, 2012
432	Tom Brady vs. Pittsburgh, Nov. 3, 2013
426	Drew Bledsoe vs. Minnesota, Nov. 13, 1994
423	Tom Brady vs. San Diego, Sept. 18, 2011

Seasons Leading League –

3	Tom Brady, 2005, 2007, 2017
1	Drew Bledsoe, 1994
	Babe Parilli, 1964

HIGHEST COMPLETION PERCENTAGE

Career –

63.8	Tom Brady, 2000-19
58.4	Tony Eason, 1983-89
56.3	Drew Bledsoe, 1993-2001
52.3	Steve Grogan, 1975-90

Season (100 Attempts) –

.689	Tom Brady, 2007 (578-398)
.674	Tom Brady, 2016 (432-291)
.663	Tom Brady, 2017 (581-385)
.659	Tom Brady, 2010 (492-324)
.658	Tom Brady, 2018 (570-375)
.657	Tom Brady, 2009 (565-371)
.656	Tom Brady, 2011 (611-401)

Game (20 Attempts) –

.885	Tom Brady vs. Jacksonville, Dec. 27, 2009 (26-23)
.857	Tom Brady vs. Chicago, Oct. 26, 2014 (35-30)
.853	Tom Brady vs. Tennessee, Oct. 18, 2009 (34-29)
.846	Tom Brady at Buffalo, Nov. 3, 2002 (26-22)
.840	Tom Brady at Miami, Nov. 21, 2007 (25-21)
.829	Tom Brady vs. Cincinnati, Oct. 16, 2016 (35-29)
.815	Tom Brady at Atlanta, Oct. 9, 2005 (27-22)

Seasons Leading League –

1	Tom Brady, 2007
	Babe Parilli, 1961

MOST COMPLETIONS

Career –

6,377	Tom Brady, 2000-19
2,544	Drew Bledsoe, 1993-2001
1,879	Steve Grogan, 1975-90
1,140	Babe Parilli, 1961-67
876	Tony Eason, 1983-89

MOST COMPLETIONS (CONT.)

Season –

402	Tom Brady, 2015
401	Tom Brady, 2012
	Tom Brady, 2011
400	Drew Bledsoe, 1994
398	Tom Brady, 2007
385	Tom Brady, 2017

Game –

45	Drew Bledsoe vs. Minnesota, Nov. 13, 1994**
39	Tom Brady vs. Buffalo, Sept. 14, 2009
39	Tom Brady vs. Kansas City, Sept. 22, 2002
	Drew Beldsoe at Pittsburgh, Dec. 16, 1995
38	Tom Brady at Buffalo, Sept. 20, 2015
	Tom Brady vs. Detroit, Nov. 23, 2014

MOST PASS ATTEMPTS

Career –

9,988	Tom Brady, 2000-19
4,518	Drew Bledsoe, 1993-2001
3,593	Steve Grogan, 1975-90

Season –

691	Drew Bledsoe, 1994
637	Tom Brady, 2012
636	Drew Bledsoe, 1995
628	Tom Brady, 2013

Game –

70	Drew Bledsoe vs. Minnesota, Nov. 13, 1994*
65	Tom Brady vs. San Francisco, Dec. 16, 2012
60	Drew Bledsoe at Pittsburgh, Dec. 16, 1995
59	Tom Brady at Buffalo Sept. 20, 2015
	Steve Grogan vs. New Orleans, Nov. 12, 1989

LONGEST PASS COMPLETION

99t	Tom Brady at MIA, Sept. 12, 2011 (to Wes Welker)**
91t	Tom Brady at IND, Oct. 21, 2001 (to David Patten)
90t	Tony Eason at CHI, Sept. 15, 1985 (to Craig James)
88t	Jim Plunkett vs. BAL, Dec. 19, 1971 (to Randy Vataha)
87t	Tom Sherman vs. NYJ, Oct. 27, 1968 (to Jim Whalen)
86t	Drew Bledsoe at PIT, Dec. 6, 1998 (to Terry Glenn)
84t	Drew Bledsoe vs. MIA, Nov. 3, 1996 (to Ben Coates)

FEWEST INTERCEPTIONS THROWN

Career (500 Attempts) –

13	Matt Cassel, 2005-08
24	Butch Songin, 1960-61
28	Hugh Millen, 1991-92
44	Mike Taliaferro, 1968-70
48	Tony Eason, 1983-89

FEWEST INTERCEPTIONS THROWN

Season (100 Attempts) –

2	Tom Brady, 2016 (432 att.)
	Steve Grogan, 1986 (102 att.)
4	Tom Brady, 2010 (492 att.)
	Scott Zolak, 1992 (100 att.)
	Tony Eason, 1989 (105 att.)
	Steve Grogan, 1982 (122 att.)

***NFL Record** ****Tied NFL Record**

PATRIOTS INDIVIDUAL RECORDS

PASSING (CONT.)

LOWEST INTERCEPTION PERCENTAGE

Season (100 Attempts) –

0.5	Tom Brady, 2016 (2-432)
0.8	Tom Brady, 2010 (4-492)
1.1	Tom Brady, 2015 (7-624)
1.3	Tom Brady, 2019 (8-613)
	Tom Brady, 2012 (8-637)
1.4	Tom Brady, 2017 (8-581)
	Tom Brady, 2007 (8-578)

MOST INTERCEPTIONS THROWN

Career (500 Attempts) –

208	Steve Grogan, 1975-90
178	Tom Brady, 2000-19
138	Babe Parilli, 1961-67
	Drew Bledsoe, 1993-2001
87	Jim Plunkett, 1971-75

Season –

27	Drew Bledsoe, 1994
	Babe Parilli, 1964
26	Babe Parilli, 1965
25	Jim Plunkett, 1972
24	Babe Parilli, 1967
	Babe Parilli, 1963

Game (25 Attempts) –

6	Steve Grogan vs. San Francisco, Nov. 30, 1980
	Babe Parilli vs. Denver, Sept. 3, 1967
5	Nine times. Most Recent:
	Drew Bledsoe at Miami, Nov. 21, 1999

MOST TOUCHDOWN PASSES

Career –

541	Tom Brady, 2000-19
182	Steve Grogan, 1975-90
166	Drew Bledsoe, 1993-2001
132	Vito (Babe) Parilli, 1961-67
62	Jim Plunkett, 1971-75

Season –

50	Tom Brady, 2007
39	Tom Brady, 2011
36	Tom Brady. 2015
	Tom Brady, 2010
34	Tom Brady, 2012
33	Tom Brady, 2014
32	Tom Brady, 2017
31	Babe Parilli, 1964

MOST TOUCHDOWN PASSES (CONT.)

Game –

6	Tom Brady vs. Tennessee, Oct. 18, 2009
	Tom Brady at Miami, Oct. 21, 2007
5	Tom Brady vs. Houston, Sept. 24, 2017
	Tom Brady vs. Chicago, Oct. 26, 2014
	Tom Brady at Buffalo, Nov. 18, 2007
	Tom Brady at Dallas, Oct. 14, 2007
	Steve Grogan vs. N.Y. Jets, Sept. 9, 1979
	Babe Parilli at Buffalo, Nov. 15, 1964
	Babe Parilli vs. Miami, Oct. 15, 1967

Quarter –

5	Tom Brady vs. Tennessee, Oct. 18, 2009 (2nd Qtr)*
3	Tom Brady at Miami, Dec. 9, 2018 (2nd Qtr)
	Tom Brady at New Orleans, Sept. 17, 2017 (1st Qtr)
	Tom Brady vs. Chicago, Oct. 26, 2014 (2nd Qtr)
	Tom Brady at N.Y. Jets, Nov. 22, 2012 (2nd Qtr)
	Tom Brady at Buffalo, Nov. 18, 2007 (2nd Qtr)
	Tom Brady at Miami, Oct. 21, 2007 (2nd Qtr)

Most Seasons Leading League –

4	Tom Brady, 2002, 2007, 2010, 2015
1	Steve Grogan, 1979 (tied Brian Sipe of CLE.-28)
	Babe Parilli, 1964

MOST 300-YARD PASSING GAMES

92	Tom Brady (2000-19)
26	Drew Bledsoe (1993-2001)
12	Steve Grogan (1975-90)

MOST 3,000-YARD PASSING SEASONS

17	Tom Brady (2000-19)
7	Drew Bledsoe (1993-2001)

MOST 4,000-YARD PASSING SEASONS

11	Tom Brady (2000-19)
2	Drew Bledsoe (1993-2001)

***NFL Record**

RECEIVING

MOST RECEPTIONS

Career –

672	Wes Welker, 2007-12
604	**Julian Edelman, 2009-20**
557	Troy Brown, 1993-2007
534	Stanley Morgan, 1977-89
521	Rob Gronkowski, 2010-18

Season –

123	Wes Welker, 2009
122	Wes Welker, 2011
118	Wes Welker, 2012
112	Wes Welker, 2007
111	Wes Welker, 2008
105	Julian Edelman, 2013
101	Troy Brown, 2001
100	Julian Edelman, 2019

MOST RECEPTIONS (CONT.)

Game –

16	Wes Welker at Buffalo, Sept. 25, 2011 (217 yds)
	Troy Brown, vs. Kansas City (OT), Sept. 22, 2002 (176)
15	Wes Welker vs. N.Y. Jets, Nov. 22, 2009 (192)
13	Julian Edelman at Miami, Dec. 15, 2013 (139)
	Julian Edelman vs. N.Y. Jets, Sept. 12, 2013 (78)
	Wes Welker vs. Denver, Oct. 7, 2012 (104)
	Wes Welker vs. Jacksonville, Dec. 27, 2009 (138)
	Wes Welker vs. Philadelphia, Nov. 25, 2007 (149)
	Deion Branch, at San Diego, Sept. 29, 2002 (128)
	Terry Glenn at Cleveland, Oct. 3, 1999 (214)

PATRIOTS INDIVIDUAL RECORDS

RECEIVING (CONT.)

MOST RECEPTIONS (CONT.)

Most Seasons Leading League –

3 Wes Welker (2007, 09, 11)

MOST RECEIVING YARDS

Career –

10,352 Stanley Morgan, 1977-89
7,861 Rob Gronkowski 2010-18
7,459 Wes Welker, 2007-12
6,564 Julian Edelman, 2009-20
6,366 Troy Brown, 1993-2007
5,726 Irving Fryar, 1984-92

Season –

1,569 Wes Welker, 2011
1,493 Randy Moss, 2007
1,491 Stanley Morgan, 1986
1,354 Wes Welker, 2012
1,348 Wes Welker, 2009
1,327 Rob Gronkowski, 2011

Game –

217 Wes Welker at Buffalo, Sept. 25, 2011 (16 rec)
214 Terry Glenn at Cleveland, Oct. 3, 1999 (13)
193 Terry Glenn at Pittsburgh, Dec. 6, 1998 (9)
192 Wes Welker vs. N.Y. Jets, Nov. 22, 2009 (15)
190 Brandon Lloyd vs. San Francisco, Dec. 16, 2012 (10)
183 Randy Moss at N.Y. Jets, Sept. 9, 2007 (9)

Longest Reception –

99t Wes Welker at Miami, Sept. 12, 2011**
91t David Patten at Indianapolis, Oct. 21, 2001
90t Craig James at Chicago, Sept. 15, 1985
88t Randy Vataha vs. Baltimore, Dec. 19, 1971
87t Jim Whalen vs. N.Y. Jets, Oct. 27, 1968
86t Terry Glenn at Pittsburgh, Dec. 6, 1998

HIGHEST AVERAGE GAIN PER RECEPTION

Career (150 Minimum) –

20.3 Harold Jackson, 1978-81 (156-3,162)
19.4 Stanley Morgan, 1977-89 (534-10,352)
17.7 Jim Colclough, 1960-68 (283-5,001)
17.3 Shawn Jefferson, 1996-99 (178-3,087)
17.2 Randy Vataha, 1971-76 (178-3,055)
16.3 Jim Whalen, 1965-69 (153-2,487)

Season (35 Minimum) –

23.4 Stanley Morgan, 1981 (44-1,029)
22.8 Stanley Morgan, 1979 (44-1,002)
22.5 Harold Jackson, 1979 (45-1,013)
22.0 Stanley Morgan, 1980 (45-991)
21.7 Jim Colclough, 1962 (40-868)

Game (4 Minimum) –

36.4 Stanley Morgan vs. Miami, Nov. 8, 1981 (5-182)
35.5 Stanley Morgan vs. San Francisco, Nov. 30, 1980 (4-142)
Jim Colclough vs. N.Y. Jets, Oct. 6, 1962 (4-142)
35.0 Aaron Marsh vs. N.Y. Jets, Sept. 22, 1968 (4-140)
34.0 Stanley Morgan at Balt., Nov. 26, 1978 (5-170)

MOST TOUCHDOWN RECEPTIONS

Career –

79 Rob Gronkowski, 2010-18
67 Stanley Morgan, 1977-89
50 Ben Coates, 1991-99
Randy Moss, 2007-10
42 Gino Cappelletti, 1960-68
39 Jim Colclough, 1960-68

Season –

23 Randy Moss, 2007*
17 Rob Gronkowski, 2011
13 Randy Moss, 2009
12 Rob Gronkowski, 2014
Stanley Morgan, 1979
11 Rob Gronkowski, 2015
Rob Gronkowski, 2012
Randy Moss, 2008

Game –

4 Randy Moss at Buffalo, Nov. 18, 2007
3 Accomplished 14 Times. Most Recent:
Martellus Bennett at Cleveland, Oct. 9, 2016

Quarter –

3 Randy Moss at Buffalo, Nov. 18, 2007 (2nd Q)**
2 Accomplished 15 times. Most Recent:
Chris Hogan vs. Houston, Sept. 24, 2017 (2nd Q)

Most Seasons Leading League –

2 Randy Moss (2007, 09)
1 Rob Gronkowski (2011)
Stanley Morgan (1979)

MOST 100-YARD RECEIVING GAMES

38 Stanley Morgan (1977-89)
28 Rob Gronkowski (2010-18)
28 Wes Welker (2007-12)
18 Randy Moss (2007-10)

MOST 1,000-YARD RECEIVING SEASONS

5 Wes Welker (2007-09, 11-12)
4 Rob Gronkowski (2011, 14-15, 17)
3 Julian Edelman (2013, 16, 19)
Randy Moss (2007-09)
Stanley Morgan (1979, 81, 86)
2 Terry Glenn (1996, 99)

NFL Record** * Tied NFL Record**

PATRIOTS INDIVIDUAL RECORDS

INTERCEPTIONS

MOST INTERCEPTIONS

Career –	36	Ty Law, 1995-2004
		Raymond Clayborn, 1977-89
	29	Ron Hall, 1961-67
		Roland James, 1980-90
		Fred Marion, 1982-91
	28	Mike Haynes, 1976-82
Season –	11	Ron Hall, 1964
	10	Asante Samuel, 2006
	9	Ty Law, 1998
	8	Ronnie Lippett, 1986
		Mike Haynes, 1976

Game –

3 Eight Times. Most Recent:
Leigh Bodden vs. N.Y. Jets, Nov. 22, 2009

MOST INTERCEPTION RETURN YARDAGE

Career –	583	Ty Law, 1995-2004
	555	Raymond Clayborn, 1977-89
	476	Ron Hall, 1961-67
	457	Fred Marion, 1982-91
	431	**Devin McCourty, 2010-20**
Season –	277	Bob Suci, 1963
	189	Fred Marion, 1985
	182	Prentice McCray, 1976
	181	Otis Smith, 2001
	159	Ron Hall, 1966

MOST INT. RETURN YARDAGE (CONT.)

Game –

118	Prentice McCray at N.Y. Jets, Nov. 21, 1976 (2)
115	Fred Marion at Seattle, Nov. 17, 1985 (2)
110	Bob Suci vs. Houston, Nov. 1, 1963 (2)
100	Jimmy Hitchcock, vs. Miami, Nov. 23, 1997 (1)
99	Rick Sanford at Chicago, Dec. 5, 1982 (1)

Longest Return –

100	Jimmy Hitchcock, vs. Miami, Nov. 23, 1997 (TD)
99	Rick Sanford at Chicago, Dec. 5, 1982 (TD)
98	Bob Suci vs. Houston, Nov. 1, 1963 (TD)
91	Darius Butler at Houston, Jan. 3, 2010 (TD)
90	Victor Green at N.Y. Jets, Sept. 15, 2002 (TD)

TOUCHDOWNS

Career –	6	Ty Law, 1995-2004
	4	Tedy Bruschi, 1996-2008
	3	Asante Samuel, 2003-07
Season –	2	Stephon Gilmore, 2019
		Tedy Bruschi LB, 2003
		Tedy Bruschi, LB, 2002
		Ty Law CB, 2001
		Otis Smith CB, 2001
		Ronnie Lippett DB, 1987
		Prentice McCray S, 1976
		Bob Suci DB, 1963
		Don Webb DB, 1961

Game –

2 Prentice McCray at N.Y. Jets, Nov. 21, 1976

PUNTING

MOST PUNTS

Career –	468	Rich Camarillo, 1981-87
	409	Ryan Allen, 2013-18
	377	Tom Yewcic, 1961-66
	243	Tom Janik, 1969-71
	222	Mike Patrick, 1975-78
	215	Tom Tupa, 1996-98
Season –	103	Shawn McCarthy, 1992
	92	Rich Camarillo, 1985
	91	Jeff Feagles, 1988
	90	Lee Johnson, 1999
		Brian Hansen, 1990
	89	Lee Johnson, 2000
		Rich Camarillo, 1986

Game –

11	Ryan Allen, vs. N.Y. Jets, Sept. 12, 2013
	Shawn McCarthy, vs. New Orleans, Nov. 8, 1992
	Rich Camarillo at Chicago, Sept. 15, 1985
	Rich Camarillo at Dallas, Nov. 22, 1984
	Jim Fraser vs. N.Y. Jets, Oct. 2, 1966
10	10 Times, Most Recent:
	Ryan Allen at Denver, Nov. 29, 2015

MOST PUNTING YARDS

Career –	19,922	Rich Camarillo, 1981-87
	18,526	Ryan Allen, 2013-18
	14,553	Tom Yewcic, 1961-66
	9,602	Tom Tupa, 1996-98
	9,516	Tom Janik, 1969-71
Season –	4,227	Shawn McCarthy, 1992
	3,953	Rich Camarillo, 1985
	3,798	Lee Johnson, 2000
	3,752	Brian Hansen, 1990
	3,746	Rich Camarillo, 1986

Game –

514	Ryan Allen, vs. N.Y. Jets, Sept. 12, 2013 (11)
	Rich Camarillo at Chicago, Sept. 15, 1985 (11)
479	Rich Camarillo at Dallas, Nov. 22, 1984 (11)
450	Ryan Allen at Denver, Nov 29, 2015 (10)
436	Bob Scarpitto vs. Oakland, Oct. 6, 1968 (10)
435	Jake Bailey at Buffalo, Sept. 29, 2019 (9)

Longest Punt –

93	Shawn McCarthy at Buffalo, Nov. 3, 1991
89	Luke Prestridge vs. Miami, Oct. 21, 1984
87	Bob Scarpitto at Denver, Sept. 29, 1968
82	Luke Prestridge vs. N.Y. Jets, Oct. 28, 1984
76	Lee Johnson, at Cincinnati, Sept. 9, 2001
	Rich Camarillo vs. N.Y. Jets, Sept. 19, 1982

PATRIOTS INDIVIDUAL RECORDS

PUNTING (CONT.)

HIGHEST AVERAGE YARDS PER PUNT

Career (100 Punts Minimum) –

45.3 Ryan Allen, 2013-18 (409)
44.7 Tom Tupa, 1996-98 (215)
44.2 Zoltan Mesko, 2010-12 (175)
43.6 Josh Miller, 2004-06 (175)
42.6 Rich Camarillo, 1981-87 (468)
42.3 Lee Johnson, 1999-2001 (203)

Season (Qualifiers) –

46.5 Zoltan Mesko, 2011
46.4 Ryan Allen, 2014
46.0 Ryan Allen, 2015
45.9 Ryan Allen, 2013
45.8 Tom Tupa, 1997
45.1 Josh Miller, 2005
Ryan Allen, 2018

HIGHEST AVERAGE YARDS PER PUNT (CONT.)

Game (4 Punts Minimum) –

55.6 Tom Tupa, at Indianapolis, Sept. 7, 1997 (5)
55.5 Ryan Allen at Jacksonville, Sept. 16, 2018 (4)
54.3 Pat O'Neill at Detroit, Sept. 25, 1994 (4)
52.6 Ryan Allen at N.Y. Jets, Dec. 21, 2014 (5)
52.5 Ryan Allen vs. New Orleans, Oct. 13, 2013 (4)
52.3 Zoltan Mesko vs. Miami, Dec. 24, 2011 (6)
51.9 Tom Tupa, at Denver, Oct. 6, 1997 (7)
51.8 Ryan Allen vs. Buffalo, Oct. 2, 2016 (6)

HIGHEST NET AVERAGE YARDS PER PUNT

Rookie Season (50 Punts Minimum) –

41.3 Jake Bailey, 2019 (81-3,638)
39.9 Ryan Allen, 2013 (76-3,491)
38.4 Zoltan Mesko, 2010 (58-2,505)

PUNT RETURNS

MOST PUNT RETURNS

Career –

252 Troy Brown, 1993-2007
206 Irving Fryar, 1984-92
177 Julian Edelman, 2009-19
142 David Meggett, 1995-97
114 Wes Welker, 2007-12
111 Mike Haynes, 1976-82

Season –

52 David Meggett, 1996
45 David Meggett, 1997
David Meggett, 1995
Mike Haynes, 1976
39 Troy Brown, 2000

Game –

10 Ronnie Harris at Pittsburgh, Dec. 5, 1993
8 Gunner Olszewski ns. N.Y. Jets, Sept. 22, 2019
7 Kevin Faulk at Green Bay, Nov. 19, 2006
David Meggett vs. N.Y. Jets, Dec. 10, 1995
Ray Crittenden vs. Green Bay, Oct. 2, 1994
Irving Fryar at Dallas, Nov. 22, 1984

Most Seasons Leading League –

1 Ron Burton, 1962
Fred Bruney, 1961

MOST PUNT RETURN YARDS

Career –

2,625 Troy Brown, 1993-2007
2,055 Irving Fryar, 1984-91
1,986 Julian Edelman, 2009-20
1,438 David Meggett, 1995-97
1,185 Wes Welker, 2007-12
1,159 Mike Haynes, 1976-81

Season –

608 Mike Haynes, 1976
588 David Meggett, 1996
520 Irving Fryar, 1985
517 Mack Herron, 1974
504 Troy Brown, 2000

Game –

156 Mike Haynes vs. Buffalo, Nov. 7, 1976
133 Irving Fryar at Buffalo, Sept. 22, 1985
Stanley Morgan vs. Buffalo, Nov. 20, 1977
126 Billy Johnson vs. Houston, Nov. 5, 1967
125 Troy Brown vs. Cleveland, Dec. 9, 2001

LONGEST PUNT RETURN

94 Julian Edelman vs. Miami, Jan. 2, 2011 (TD)
89 Mike Haynes vs. Buffalo, Nov. 7, 1976 (TD)
85 Troy Brown, vs. Cleveland, Dec. 9, 2001 (TD)
Irving Fryar at Buffalo, Sept. 22, 1985 (TD)
84 Julian Edelman vs. Denver, Nov. 2, 2014 (TD)
82 Danny Amendola at N.Y. Giants Nov. 15, 2015
80 Stanley Morgan vs. Baltimore, Nov. 18, 1979 (TD)

HIGHEST PUNT RETURN AVERAGE

Career (20 Returns Minimum) –

12.0 Mack Herron, 1973-75 (74-888)
11.3 Carl Garrett, 1969-72 (43-487)
11.2 Julian Edelman, 2009-19 (177-1,986)
10.4 Wes Welker, 2007-2012 (114-1185)
Troy Brown, 1993-2007 (252-2625)
Mike Haynes, 1976-82 (111-1159)
Stanley Morgan, 1977-89 (92-960)

Season (15 Returns) –

15.5 Julian Edelman, 2012
15.3 Julian Edelman, 2010
14.8 Mack Herron, 1974
14.2 Troy Brown, 2001
14.1 Irving Fryar, 1985
13.5 Mike Haynes, 1976

Game (3 Returns) –

39.0 Mike Haynes vs. Buffalo, Nov. 7, 1976 (4)
35.7 Ricky Smith vs. Baltimore, Sept. 4, 1981 (3)

MOST PUNT RETURN TOUCHDOWNS

Career –

4 Julian Edelman, 2009-20
3 Troy Brown, 1993-2007
Irving Fryar, 1984-91
2 Mike Haynes, 1976-81

Season –

2 Troy Brown, 2001
Irving Fryar, 1985
Mike Haynes, 1976

Game –

1 Accomplished 15 Times, Most Recent:
Julian Edelman vs. Denver on Nov. 2, 2014 (84 yds)

PATRIOTS INDIVIDUAL RECORDS

KICKOFF RETURNS

MOST KICKOFF RETURNS

Career –
181 Kevin Faulk, 1999-2011
107 Stephen Starring, 1983-87
105 Ellis Hobbs, 2005-08
David Meggett, 1995-97
102 Bethel Johnson, 2003-05

Season –
48 Stephen Starring, 1985
45 Derrick Cullors, 1998
Ellis Hobbs, 2008
42 Ricky Smith, 1983
41 Brandon Tate, 2010
Bethel Johnson, 2004
Mack Herron, 1973

Game –
8 Willie Porter vs. NY Jets, Sept. 22, 1968
7 Bethel Johnson vs. Indianapolis, Nov. 7, 2005
Deion Branch vs. Kansas City, Sept. 22, 2002
Deion Branch at Chicago, Nov. 10, 2002
Kevin Faulk vs. N.Y. Jets, Dec. 22, 2002
Walter Stanley at Atlanta, Nov. 29, 1992
Tony Collins vs. Dallas, Sept. 21, 1981

Most Seasons Leading League –
1 Jon Vaughn, 28.2 (20-564), 1992
Horace Ivory, 27.6 (36-992), 1980
Raymond Clayborn, 31.0 (28-869), 1977

MOST KICKOFF RETURN YARDS

Career –
4,098 Kevin Faulk, 1999-2011
2,913 Ellis Hobbs, 2005-08
2,561 David Meggett, 1995-97
2,557 Bethel Johnson, 2003-05
2,299 Larry Garron, 1960-68

Season –
1,281 Ellis Hobbs, 2008
1,092 Mack Herron, 1973
1,085 Derrick Cullors, 1998
1,057 Brandon Tate, 2010
1,016 Bethel Johnson, 2004

Game –
237 Ellis Hobbs vs. Miami, Sept. 21, 2008
220 Kevin Faulk vs. N.Y. Jets, Dec. 22, 2002
206 Allen Carter at Baltimore, Dec. 21, 1975
201 Deion Branch vs. Kansas City, Sept. 22, 2002

LONGEST KICKOFF RETURN

108 Ellis Hobbs at N.Y. Jets, Sept. 9, 2007 (TD)
104 Devin McCourty vs. N.Y. Jets, Oct. 21, 2012 (TD)
103 Dion Lewis at Denver, Nov. 12, 2017 (TD)
Brandon Tate at Miami, Oct. 4, 2010 (TD)
101 Raymond Clayborn at Baltimore, Dec. 18, 1977 (TD)
100 Jon Vaughn at Cincinnati, Dec. 20, 1992 (TD)
Raymond Clayborn at N.Y. Jets, Oct. 2, 1977 (TD)
99 Allen Carter at Baltimore, Dec. 21, 1975 (TD)
Jon Vaughn at Phoenix, Sept. 29, 1991 (TD)

HIGHEST KICKOFF RETURN AVERAGE

Career (Minimum 30 Returns) –
27.7 Ellis Hobbs, 2005-08 (105-2913)
27.2 Allen Carter, 1975-76 (33-898)
27.0 Raymond Clayborn, 1977-89 (57-1,538)
26.5 Horace Ivory, 1977-81 (45-1,191)

Season (12 Returns) –
31.0 Raymond Clayborn, 1977
29.1 LeGarrette Blount, 2013
28.8 Cordarrelle Patterson, 2018
28.6 Larry Garron, 1962
28.5 Ellis Hobbs, 2008
28.4 Jess Phillips, 1976

Game (3 Returns) –
52.0 Ellis Hobbs at N.Y. Jets, Sept. 9, 2007 (3)
51.0 Brandon Tate at Miami, Oct. 4, 2010 (3)
49.3 Ron Burton vs. Dallas Texans, Nov. 3, 1961 (3)
47.0 Horace Ivory at Baltimore, Oct. 19, 1980 (3)

MOST KICKOFF RETURN TOUCHDOWNS

Career –
3 Raymond Clayborn, 1977-89
Ellis Hobbs, 2005-08
2 Kevin Faulk, 1999-2011
Brandon Tate, 2009-2010
Bethel Johnson, 2003-05
Jon Vaughn, 1991-92
Larry Garron, 1960-68

Season –
3 Raymond Clayborn, 1977
2 Brandon Tate, 2010
Kevin Faulk, 2002

Game –
1 27 times. Most Recent:
Cordarrelle Patterson at Chicago, Oct. 21, 2018

FUMBLES

MOST FUMBLES

Career –
121 Tom Brady, 2000-19
81 Steve Grogan, 1975-90
68 Drew Bledsoe, 1993-2001
49 Sam Cunningham, 1973-79, 1981-82
42 Babe Parilli, 1961-67
Tony Collins, 1981-87

Season –
13 Tom Brady, 2003
12 Tom Brady, 2006
Tom Brady, 2001
Steve Grogan, 1979
Sam Cunningham, 1975
Mack Herron, 1974

Game –
4 Babe Parilli vs. Denver, Nov. 6, 1966
Scott Zolak at Atlanta, Oct. 1, 1995
3 Five Times. Most recent:
Tom Brady vs. Houston, Sept. 24, 2017

MOST OWN FUMBLE RECOVERIES

Career –
39 Tom Brady, 2000-19
37 Steve Grogan, 1975-90
27 Drew Bledsoe, 1993-2001
19 Babe Parilli, 1961-67

PATRIOTS INDIVIDUAL RECORDS

FUMBLES (CONT.)

MOST OWN FUMBLE RECOVERIES (CONT.)

Season –
6 Drew Bledsoe, 1999
Steve Grogan, 1987
Babe Parilli, 1963
Ricky Smith, 1983
5 Tom Brady, 2019
Tom Brady, 2013
Julian Edelman, 2013
Tom Brady, 2002
Drew Bledsoe, 1993
Babe Parilli, 1964

Game –
2 Many times. Most Recent:
Tom Brady vs. Miami, Dec. 29, 2019

MOST FORCED FUMBLES (SINCE 1992)

Career –
17 Tedy Bruschi, 1996-2008
16 Willie McGinest, 1994-2005
Chris Slade, 1993-2000
14 Mike Vrabel, 2001-08

Season –
5 Jamie Collins, 2015
Rob Ninkovich, 2012
Brandon Spikes, 2012
Mike Vrabel, 2007

Game –
3 Mike Vrabel vs. Washington, Oct. 28, 2007
2 Accomplished 10 times. Most recent:
Kyle Van Noy at Buffalo, Sept. 29, 2019

MOST OPPONENT FUMBLE RECOVERIES

Career –
19 Andre Tippett, 1982-88, 90-93
16 Steve Nelson, 1974-87
15 Willie McGinest, 1994-2005
Jim Hunt, 1960-70
14 Rob Ninkovich, 2009-16
Raymond Hamilton, 1973-80

Season –
5 Bob Dee, 1961
4 Accomplished 12 Times. Most Recent:
Rob Ninkovich, 2012
Vince Wilfork, 2012

MOST OPP. FUMBLE RECOVERIES (CONT.)

Game –
3 Steve Nelson vs. Philadelphia, Oct. 8, 1978*
2 Accomplished 21 times. Most recent:
Steve Gregory at N.Y. Jets, Nov. 22, 2012

MOST FUMBLE RETURN YARDS

Career –
101 Brent Williams, 1986-93
84 Rob Ninkovich, 2009-16
75 Andre Tippett, 1982-93
69 Shea McClellin, 2016

Season –
69 Shea McClellin, 2016
68 Richard Seymour, 2004
63 Rob Ninkovich, 2010
54 Brent Williams, 1986
53 Chad Eaton, 1999

Game –
69 Shea McClellin at Miami, Jan. 1, 2017 (1-opp; TD)
68 Richard Seymour at Buffalo, Oct. 3, 2004 (1-opp)
63 Rob Ninkovich at San Diego, Oct. 24, 2010 (1-opp; TD)
52 Chuck Shonta vs. N.Y. Titans, Sept. 17, 1960 (1-opp)
51 Jim Hunt vs. Houston, Dec. 15, 1968 (1-opp)

LONGEST FUMBLE RETURN

69 Shea McClellin at Miami, Jan 1. 2017
68 Richard Seymour at Buffalo, Oct. 3, 2004 (TD)
63 Rob Ninkovich at San Diego, Oct. 24, 2010
52 Chuck Shonta vs. N.Y. Titans, Sept. 17, 1960 (TD)
51 Jim Hunt vs. Houston, Dec. 15, 1968

MOST FUMBLE RETURN TOUCHDOWNS

Own Fumbles Recovered for TD –
1 Nine times. Most recent:
Brandon Lloyd vs. Houston, Dec. 10, 2012

Opponent Fumbles Recovered for TD –
1 Accomplished many times. Most recent:
Dont'a Hightower vs. CLE, Oct. 27, 2019
(returned 28 yards for TD)

MOST STRIP SACKS

Season –
5 Mike Vrabel, 2007 (4 recovered by NE)
4 Rob Ninkovich, 2012 (3 recovered by NE)
Mike Vrabel, 2003 (1 recovered by NE)

SACKS*

MOST SACKS

Career –
100.0 Andre Tippett, 1982-88,90-93
79.5 Julius Adams, 1971-77, 79-85, 87
78.0 Willie McGinest, 1994-2005
70.0 Tony McGee, 1974-81
54.0 Ray Hamilton, 1973-81

Season –
18.5 Andre Tippett, 1984
16.5 Andre Tippett, 1985
12.5 Chandler Jones, 2015
Mike Vrabel, 2007
Andre Tippett, 1987
12.0 Tony McGee, 1977
11.5 Chandler Jones, 2013
Tony McGee, 1978
11.0 Willie McGinest, 1995
Garin Veris, 1986

Rookie Season –
10.5 Garin Veris, 1985
9.0 Chris Slade, 1993

Game –
4.0 Andre Carter at N.Y. Jets, Nov. 13, 2011
Julius Adams at Atlanta, Dec. 4, 1977
Tony McGee at Baltimore, Nov. 16, 1978
Mike Hawkins vs. N.Y. Jets, Sept. 9, 1979
3.5 Andre Tippett at Buffalo, Oct. 26, 1986
Chris Slade vs. San Diego, Nov. 20, 1994
3.0 33 Times. Most Recent:
Chandler Jones at Buffalo, Sept. 20, 2015

***Sacks have been an official NFL statistic since 1982. Sack totals shown here reflect all-time Patriots totals.**

PATRIOTS INDIVIDUAL RECORDS

SACKS*

PATRIOTS CAREER SACK LEADERS

	Player	Sacks	Years
1.	Andre Tippett	100.0	1982-93
2.	Julius Adams	79.5	1971-77, 79-85, 87
3.	Willie McGinest	78.0	1994-2005
4.	Tony McGee	70.0	1974-81
5.	Ray Hamilton	54.0	1973-81
6.	Chris Slade	51.0	1993-2000
7.	Mike Vrabel	48.0	2001-08
8.	Larry Eisenhauer	47.5	1961-69
9.	Rob Ninkovich	46.0	2009-16
10.	Brent Williams	43.5	1986-93
11.	Houston Antwine	39.0	1961-71
	Richard Seymour	39.0	2001-08
13.	Chandler Jones	36.0	2012-15
	Garin Veris	36.0	1985-91
15.	Richard Bishop	32.5	1976-81
16.	Tedy Bruschi	30.5	1996-2008
17.	Jim Lee Hunt	30.0	1960-70
18.	Don Blackmon	29.5	1981-87
19.	Jarvis Green	28.0	2002-09
20.	Bob Dee	27.5	1960-67
21.	Rosevelt Colvin	26.5	2003-08
22.	Dont'a Hightower	25.5	2012-19
23.	Tully Banta-Cain	23.0	2003-06, 09-10
	Rod Shoate	23.0	1975-81
25.	Mel Lunsford	21.5	1973-80
26.	Trey Flowers	21.0	2015-18
	Henry Thomas	21.0	1997-2000
	Ty Warren	21.0	2003-10
	Steve Nelson	20.0	1974-87
30.	Nick Buoniconti	18.0	1962-68
31.	Jamie Collins	17.5	2013-16, 19
32.	Ken Sims	17.0	1982-89
33.	Vincent Brown	16.5	1988-95
	Kyle Van Noy	16.5	2016-19
35.	Vince Wilfork	16.0	2004-14
	Johnny Rembert	16.0	1983-92
37.	Toby Williams	15.0	1983-88
	Tom Addison	15.0	1960-67
	Mike Jones	15.0	1994-97
	Mike Wright	15.0	2005-11

BLOCKED KICKS*

MOST BLOCKED KICKS OVERALL

Career –	6	Richard Seymour (6 field goals)
	3	Chad Eaton (3 field goals)
	2	Brandon Bolden (2 punts)
		Patrick Chung (1 field goal, 1 punt)
		Jamie Collins (1 extra point, 1 field goal)
		Chandler Jones (2 field goals)
		Tebucky Jones (1 extra point, 1 field goal)
		Shea McClellin (1 extra point, 1 field goal)
		Vince Wilfork (2 field goals)

MOST BLOCKED KICKS OVERALL (CONT.)

Game –	2	Patrick Chung at Miami, Oct. 4, 2010 (1 field goal, 1 punt)
		Chad Eaton at Buffalo, Dec. 17, 2000 (2 field goals)

MOST BLOCKED FIELD GOALS

Career –	6	Richard Seymour
	3	Chad Eaton

MOST BLOCKED FIELD GOALS

Game –	2	Chad Eaton at Buffalo, Dec. 17, 2000

***Not All Data Available**

PATRIOTS TEAM RECORDS

Note: Number of games per season: 1960-1977 (14); 1978-81 (16); 1982 (9); 1983-86 (16); 1987 (15), and 1988-19 (16).

VICTORIES

MOST VICTORIES

Season –	16	2007*
	14	2010, 2004, 2003, 2016
	13	2017, 2011
	12	2019, 2015, 2014, 2013, 2012, 2006
	11	2018, 2008, 2001, 1996, 1986, 1985, 1978, 1976

FEWEST VICTORIES

Season –	1	1990
	2	1992, 1981, 1970
	3	1975, 1972, 1967

***-NFL Record**

GREATEST REGULAR SEASON COMEBACKS

Rk	Date	Opponent	Largest Deficit	Largest Deficit Score	Final Score
1.	11/24/13	Denver	24 Points	24-0	34-31 (OT)
2.	09/16/84	Seattle	23 Points	23-0	38-23
3.	12/21/96	@ N.Y. Giants	22 Points	22-0	23-22
4.	01/01/12	Buffalo	21 Points	21-0	49-21
	11/10/02	@ Chicago	21 Points	27-6	33-30
	09/19/99	Indianapolis	21 Points	21-0, 28-7	31-28
	11/10/96	@ N.Y. Jets	21 Points	21-0	31-27
8.	11/13/94	Minnesota	20 Points	20-0	26-20

PATRIOTS TEAM RECORDS

SCORING

MOST POINTS SCORED

Season –
589 2007
557 2012
518 2010
513 2011
468 2014

Season (Average) –
36.8 2007
34.8 2012
32.4 2010
32.1 2011
29.5 1961

Game –
59 vs. Indianapolis, Nov. 18, 2012
vs. Tennessee, Oct. 18, 2009
56 at Buffalo, Nov. 18, 2007
vs. N.Y. Jets, Sept. 9, 1979
55 vs. Pittsburgh, Nov. 3, 2013
vs. N.Y. Jets, Oct. 29, 1978
52 at Buffalo, Sept. 30, 2012
vs. Washington, Oct. 28, 2007
vs. Buffalo, Oct. 22, 1961
51 vs. Jacksonville, Sept. 27, 2015
vs. Chicago, Oct. 26, 2014

Half –
1st: 45 vs. Tennessee, Oct. 18, 2009
42 at Miami, Oct. 21, 2007
41 vs. N.Y. Jets, Oct. 29, 1978
2nd: 45 at Buffalo, Sept. 30, 2012
37 vs. Baltimore, Nov. 23, 1980

First Half –
45 vs. Tennesee, Oct. 18, 2009
42 at Miami, Oct. 21, 2007
41 vs. N.Y. Jets, Oct. 29, 1978

Second Half/OT –
45 at Buffalo, Sept. 30, 2012
37 vs. Baltimore, Nov. 23, 1980

Quarter –
1st: 21 at Oakland, Dec. 14, 2008
21 vs. N.Y. Jets, Oct. 29, 1978
21 at Miami, Dec. 15, 1974
2nd: 35 at N.Y. Jets, Nov. 22, 2012
35 vs. Tennessee, Oct. 18, 2009
3rd: 24 vs. Miami, Dec. 14, 2014
22 vs. Dallas Texans, Nov. 18, 1960
4th: 31 at Buffalo, Sept. 30, 2012
28 vs. Pittsburgh, Nov. 3, 2013

Game, Both Teams Combined –
86 NE 55, vs. PIT 31, Nov. 3, 2013
at BOS 43, OAK 43 (tie), Oct. 16, 1964
84 NE 46, at BAL 38, Oct. 6, 1996
83 NE 43, vs. KC 40, Oct. 14, 2018
NE 59, IND 24, Nov. 18, 2012

FEWEST POINTS SCORED

Season –
143 1982 (9 games)
149 1970
181 1990
192 1972
205 1992

Game –
0 21 Times: Most Recent:
vs. Buffalo 16, Patriots 0, Oct. 2, 2016

Game, Both Teams Combined –
3 at NE 3, MIA 0, Dec. 12, 1982
6 NYJ 6, at NE 0, Nov. 28, 1993
IND 6, at NE 0, Dec. 6, 1992
7 HOU 7, at NE 0, Sept. 21, 1975

GREATEST MARGIN OF VICTORY

Game –
59 at NE 59, TEN 0, Oct. 18, 2009
53 at NE 56, NYJ 3, Sept. 9, 1979
46 NE 56, at BUF 10, Nov. 18, 2007
45 at NE 52, WAS 7, Oct. 28, 2007

GREATEST MARGIN OF DEFEAT

Game –
52 at MIA 52, NE 0, Nov. 12, 1972
42 at GB (Mil.) 45, NE 3, Oct. 9, 1988
38 at NYJ 45, NE 7, Sept. 26, 1993
at CIN 45, NE 7, Dec. 20, 1970
at MIA 41, NE 3, Oct. 17, 1971

MOST TOUCHDOWNS

Season –
75 2007
67 2012
65 2010
61 2011
52 2015, 2014, 1980, 1961

Game –
8 vs. Indianapolis. Nov. 18, 2012
vs. Tennessee, Oct. 18, 2009
at Buffalo, Nov. 18, 2007
vs. N.Y. Jets, Sept 9, 1979
vs. N.Y. Jets, Oct. 29, 1978
7 Eight times. Most recent:
vs. Pittsburgh, Nov. 3, 2013

MOST NON-OFFENSIVE TOUCHDOWNS

Season –
9 2010 (4 Int, 2 KO, 1 PR, 1 blocked FG, 1 Fum)
1961 (2 Int, 2 KO, 2 blocked punts, 3 Fum)

MOST TWO-POINT CONVERSIONS

Season –
4 1996, 1960
3 2002, 1995, 1964

Game –
2 at Baltimore, Oct. 6, 1996

FEWEST TOUCHDOWNS

Season –
17 1982 (9 games)
18 1970
19 1990
22 1991

MOST PATs

Season –
74 2007
66 2012
62 2010

FEWEST PATs

Season –
15 1982 (9 games)
17 1970
19 1990, 1991
22 1992

MOST FGs ATTEMPTED

Season –
41 2013, 1986
40 2008, 1989, 2017
39 1998, 1964
38 1963

Game –
7 vs. IND Dec. 3,1989
at CIN, Nov. 16, 1969
at BUF, Sept. 24, 1967
at SD, Sept. 20, 1964
6 vs. LAC, Oct. 29, 2017
vs. JAX, Sept, 22, 1996
vs. HOU, Dec. 18, 1965
vs. DEN, Oct. 4, 1964
vs. NYJ, Sept. 27, 1964

FEWEST FGs ATTEMPTED

Season –
13 1982 (9 games)
16 1972
17 1975, 1992
21 1971, 1977

MOST FGs MADE

Season –
38 2013
37 2017
36 2008
35 2014
33 2015
32 1986

Game –
6 at Denver, Oct. 4, 1964
5 5 Times. Most Recent:
vs. Kansas City, Oct. 14, 2018

FEWEST FGs MADE

Season –
8 1982 (9 gm), 1972,
1970, 1960
9 1983, 1975
11 1992

LONGEST DRIVES

Most Plays –
19 vs. Buffalo, Nov. 9, 2008
19-92, 9:08, TD
at N.Y. Jets, Sept. 15, 2002
19-70, 6:40, FG
18 at Indianapolis, Oct. 22, 2000
18-89, 8:43, TD
Buffalo, Dec. 13, 1981,
18-64, 8:05, FG

PATRIOTS TEAM RECORDS

FIRST DOWNS

MOST TOTAL FIRST DOWNS

Season –

444	2012*
399	2011
393	2007
389	2017
378	2013
373	2009

Game –

35	vs. Jacksonville, Sept. 27, 2015
	vs. Denver, Oct. 7, 2012
34	vs. Washington, Oct. 28, 2007
33	at Indianapolis, Nov. 16, 2014
	vs. Pittsburgh, Nov. 3, 2013
	at Buffalo, Sept. 30, 2012
	at Baltimore, Sept. 23, 2012

FEWEST TOTAL FIRST DOWNS

Season –

146	1982 (9 games)
166	1969
181	1968
184	1970
190	1971

Game –

5	vs. N.Y. Jets, Sept. 19, 1982
	at N.Y. Jets, Nov. 22, 1970
6	vs. N.O., Nov. 8, 1992
	at K.C., Oct. 11, 1970
	vs. K.C., Nov. 21, 1969

MOST RUSHING FIRST DOWNS

Season –

181	1978*
151	2012
150	1976
145	2008
139	1980

Game –

21	vs. Denver, Nov. 28, 1976
19	at Buffalo, Sept. 30, 2012
18	vs. Denver, Oct. 7, 2012
	vs. N.Y. Jets, Oct. 18, 1976
17	at Indianapolis, Nov. 16, 2014
	vs. Buffalo, Dec. 10, 1978
	at Buffalo, Nov. 5, 1978

FEWEST RUSHING FIRST DOWNS

Season –

55	1965
63	1970
64	1969
65	1990
66	1964

Game –

0	at Pittsburgh, Oct. 31, 2004
	at New Orleans, Nov. 30, 1986
	at Buffalo, Oct. 26, 1980
	at N.Y. Jets, Nov. 22, 1970
1	22 times. Most recent:
	vs. Houston Sept. 24, 2017

MOST PASSING FIRST DOWNS

Season –

262	2011
256	2012
243	1994, 2007
232	2017
229	2015
228	2014
225	2013

Game –

25	vs. Chicago, Oct. 26, 2014
23	vs. San Diego, Sept. 18, 2011
22	vs. Detroit, Nov. 23, 2014
	vs. Denver, Nov. 2, 2014
	vs. San Francisco, Dec. 16, 2012
	vs. Buffalo, Sept. 14, 2009
	at Cincinnati, Sept 18, 1994
	vs. Minnesota, Nov. 13, 1994

FEWEST PASSING FIRST DOWNS

Season –

63	1982 (nine games)
87	1969
94	1971, 1968
95	1976
98	1970

FEWEST PASSING FIRST DOWNS *(CONT.)*

Game –

0	at Miami, Dec. 8, 1968
	at Tampa Bay, Dec. 12, 1976
1	vs. New Orleans, Dec. 4, 1983
	vs. Miami, Dec. 12, 1982

MOST PENALTY FIRST DOWNS

Season –

50	2017
43	2013
39	2016
37	2014, 2012, 2009
35	1986
34	1989

Game –

8	at Baltimore, Sept. 23, 2012
7	at Houston, Sept. 19, 1965
6	3 times. Most Recent:
	vs. N.Y. Jets, Dec. 31, 2017
5	21 times. Most Recent:
	vs. Miami, Nov. 26, 2017

FEWEST PENALTY FIRST DOWNS

Season –

9	1982 (nine games)
11	1971, 1991
14	1977, 1992
15	1969, 1976, 1985

Game –

0	Many times. Most recent:
	at Tennessee, Nov. 11, 2018

MOST OFFENSIVE PLAYS

Season –

94	at Pittsburgh, Dec. 17, 1989
92	vs. San Francisco, Dec. 16, 2012
	at Houston, Nov. 23, 2003
89	vs. Denver, Oct. 7, 2012
	at Buffalo, Sept. 8, 2013

***NFL Record**

TOTAL NET YARDS

MOST TOTAL NET YARDS

Season –

6,848	2011
6,846	2012
6,580	2007
6,357	2009
6,307	2017
6,295	2018

Game –

622	at Miami, Sept. 12, 2011
619	vs. Tennessee, Oct. 18. 2009
610	vs. Pittsburgh, Nov. 3, 2013
597	vs. N.Y. Jets, Sept. 9, 1979
580	at Buffalo, Sept. 30, 2012
555	at New Orleans, Sept. 17, 2017

FEWEST TOTAL NET YARDS

Season –

2,626	1970
2,633	1982 (9 games)
3,127	1968
3,419	1969
3,556	1971

Game –

57	vs. N.Y. Jets, Sept. 19, 1982
80	at N.Y. Jets, Nov. 22, 1970
82	vs. Kansas City, Sept. 21, 1969
83	vs. Oakland, Oct. 22, 1967
80	at N.Y. Jets, Nov. 22, 1970

PATRIOTS TEAM RECORDS

RUSHING

MOST RUSHING ATTEMPTS

Season –

671	1978
604	1979
603	1977
591	1976
588	1980, 1988

Game –

62	vs. Denver, Nov. 28, 1976 (332 yds)
60	at Seattle, Dec. 19, 1982 (249)
58	vs. Indianapolis, Dec. 26, 1993 (257)
	Four times. Most recent:
55	vs. Seattle, Dec. 4, 1988 (171)
54	Four Times. Most Recent: vs. Denver, Oct. 7, 2012

FEWEST RUSHING ATTEMPTS

Season –

324	1982 (9 games)
334	1970
365	1960
367	1969
373	1965
381	1964

Game –

6	at Pittsburgh, Oct. 31, 2004 (5 yds)
9	vs. N.Y. Jets, Oct. 25, 2015 (16)
	vs. Pittsburgh, Dec. 9, 2007 (22)
	vs. Denver, Nov. 17, 1996 (17)

MOST RUSHING YARDS

Season –

3,165	1978
2,948	1976
2,605	1983
2,331	1985
2,303	1977

Game –

332	vs. Denver, Nov. 28, 1976
330	vs. N.Y. Jets, Oct. 18, 1976
328	vs. N.Y. Jets, Sept. 18, 1983
296	vs. Oakland, Oct. 3, 1976
281	vs. Oakland, Oct. 30, 1966
	vs. Cincinnati, Dec. 22, 1985

FEWEST RUSHING YARDS

Season –

1,040	1970
1,117	1965
1,332	1994
1,347	1982 (9 games)
1,361	1964

Game –

2	at N.O., Nov. 30, 1986 (18 att)
5	at Pittsburgh, Oct. 31, 2004 (6)
8	vs. Houston, Nov. 25, 1960 (14)
16	vs. N.Y. Jets Oct. 25, 2015 (9)
17	vs. Denver, Nov. 17, 1996 (9)
	vs. N.Y. Jets, Oct. 12, 1986 (10)
	vs. Washington, Sept. 23, 1984 (11)
	at L.A. Chargers, Oct. 28, 1960 (24)

MOST RUSHING TOUCHDOWNS

Season –

30	1978
25	2012
24	1976
23	1981
21	2008, 1974

Game –

4	Nine Times. Most Recent: vs. Jacksonville, Sept. 27, 2015

FEWEST RUSHING TOUCHDOWNS

Season –

3	1982 (9 games)
4	1990
6	1997, 1992
7	1971
8	1968, 1965

PASSING

MOST PASS ATTEMPTS

Season –

699	1994
686	1995
641	2012
629	2015
628	2013, 1996

Game –

70	vs. MIN, Nov. 13, 1994*
65	vs. SF, Dec. 16, 2012
60	at PIT, Dec. 16, 1995
59	at BUF Sept. 20, 2015
	vs. DEN, Oct. 8, 1995
	vs. NO, Nov. 12, 1989
58	at SEA, Oct. 14, 2012

FEWEST PASS ATTEMPTS

Season –

187	1982 (9 games)
305	1977
309	1976
330	1971
338	1969

Game –

5	vs. Miami, Dec. 12, 1982 (2 cmp.)
8	at Buffalo, Dec. 28, 2008 (6)
9	vs. Miami, Nov. 9, 1969 (2)
10	Three times. Most recent: vs. Seattle, Dec. 4, 1988 (5)
11	Four Times. Most Recent: vs. Indianapolis, Dec. 26, 1993 (9)

MOST COMPLETIONS

Season –

405	1994
404	2015
403	2007
402	2012, 2011
392	2014

Game –

45	vs. MIN, Nov. 13, 1994*
39	vs. BUF, Sept. 14, 2009
	vs. KC, Sept. 22, 2002
	at PIT, Dec. 16, 1995
38	at BUF Sept. 20, 2015
	vs. DET, Nov. 23, 2014
	vs. TEN, Oct. 18, 2009
36	5 Times. Most Recent: vs. SF, Dec. 16, 2012

FEWEST COMPLETIONS

Season –

93	1982 (9 games)
146	1976
159	1971
160	1977, 1968
162	1969

Game –

2	vs. Miami, Dec. 12, 1982 (5 att.)
	vs. Miami, Nov. 9, 1969 (9)
3	vs. New Orleans, Dec. 4, 1983 (10)
	at Cleveland, Nov. 21, 1982 (11)
4	Four times, Most recent: vs. Buffalo, Oct. 11, 1987 (13)
5	Seven times. Most Recent: vs. Seattle, Dec. 4, 1988 (10)

MOST NET PASSING YARDS

Season –

5,084	2011
4,731	2007
4,662	2012
4,587	2015
4,444	1994

Game –

516	at MIA on Sept. 12, 2011
451	at BUF, Sept. 20, 2015
436	at NO, Sept. 17, 2017
426	vs. TEN, Oct. 18, 2009
	vs. MIN, Nov. 13, 1994
425	vs. SF, Dec. 16, 2012
418	at MIA, Sept. 4, 1994

FEWEST NET PASSING YARDS

Season –

1,286	1982 (9 games)
1,586	1970
1,746	1976
1,765	1968
1,887	1971

Game –

-4	vs. N.Y. Jets, Sept. 19, 1982
13	vs. Miami, Dec. 12, 1982
15	at Atlanta, Nov. 29, 1992
16	vs. New Orleans, Dec. 4, 1983
	at Miami, Dec. 8, 1968

*NFL Record

PATRIOTS TEAM RECORDS

PASSING (CONT.)

MOST TOUCHDOWN PASSES

Season –	50	2007
	39	2011
	37	2010
	36	2015
	34	2014, 2012
	32	2016, 2017

Game –
6 vs. Tennessee, Oct. 18, 2009
at Miami, Oct. 21, 2007
vs. N.Y. Jets, Sept. 9, 1979
5 Eight times. Most recent:
vs. Houston, Sept. 24, 2017

FEWEST TOUCHDOWN PASSES

Season –	7	1970
	10	1972
	11	1991
	12	1988, 1982
	13	1992, 1973

MOST HAD INTERCEPTED

Season –	34	1981
	33	1968
	32	1967
	29	1965, 1963
	28	1988, 1975, 1972, 1970

Game –
6 at Denver, Sept. 3, 1967
vs. Buffalo, Dec. 9, 1967
at Kansas City, Oct. 11, 1970
at San Francisco, Nov. 30, 1980

FEWEST HAD INTERCEPTED

Season –	2	2016*
	5	2010
	7	2015
	8	2017
	9	2019, 2014, 2012, 2007, 1982 (9 gms)
	11	2018, 2013, 2008

MOST SACKS ALLOWED

Season –	66	1984 (454 yards)
	65	1992 (458 yards)
	63	1991 (436 yards)
	58	1990 (443 yards)
	56	1999 (349 yards)

Game –
10 at Dallas, Nov. 22, 1984
(57 yds)

FEWEST SACKS ALLOWED

Season –	14	1977 (155 yds)
	15	1982 (9 games-134 yds)
	18	2009 (104 yds)
	19	1976 (164 yds)
	21	2007 (128 yds), 1974 (174 yds)

***NFL Record**

PUNTING

MOST PUNTS

Season –	103	1992
	100	1968
	92	1990, 1986, 1985, 1984
	91	1988
	90	2000, 1999

Game –
11 Six times, Most recent:
vs. NYJ, Sept. 12, 2013
10 11 Times. Most Recent:
at DEN, Nov. 29, 2015

FEWEST PUNTS

Season –	45	2007
	49	1982 (9 games)
	50	2008
	56	2004
	57	2011, 2009
	58	2010, 2017
	61	2012, 1978, 1973

Game –
0 Five times. Most recent:
vs. KC, Oct. 14, 2018
1 29 times. Most Recent:
vs. Buffalo, Dec. 24, 2017

MOST PUNTING YARDS

Season –	4,227	1992
	3,953	1985
	3,904	1984
	3,831	1968
	3,798	2000

Game –
514 vs. NYJ, Sept. 12, 2013
at CHI, Sept. 15, 1985
479 at DAL, Nov. 22, 1984
450 at DEN, Nov. 29, 2015
435 at BUF, Sept. 29, 2019
436 at OAK, Oct. 6, 1968

FEWEST PUNTING YARDS

Season –	1,821	2007
	2,137	1978
	2,140	1982 (9 games)
	2,200	2008
	2,221	2009
	2,297	1973

Game –
0 Five times. Most recent:
vs. KC, Oct. 14, 2018

HIGHEST PUNTING AVERAGE

Season –	46.5	2011
	45.8	2013
	45.7	2014
	45.4	2015
	45.2	1997
	45.1	2018

Game (4 Punts Min.) –
55.6 at IND, Sept. 7, 1997 (5)
55.5 at JAX, Sept. 16, 2018 (4)
54.3 at DET, Sept. 25, 1994 (4)
52.6 at NYJ, Dec. 21, 2014 (5)
52.5 vs. NO, Oct. 13, 2013 (4)

LOWEST PUNTING AVERAGE

Season –	34.6	1977
	35.0	1978
	35.8	1960
	36.2	1979, 1974
	36.5	1966

PUNT RETURNS

MOST PUNT RETURNS

Season –	60	1980
	52	1996
	51	1993
	50	2003
	48	1999, 1984, 1976

Game –
10 at Pittsburgh, Dec. 5, 1993
8 vs. N.Y. Jets, Sept. 22, 2019
7 Six times. Most recent:
at Green Bay, Nov. 19, 2006

FEWEST PUNT RETURNS

Season –	16	1982 (9 games)
	17	1972
	23	1969
	24	1966
	25	1987

MOST PUNT RETURN YARDS

Season –	628	1976
	588	1996
	562	2000
	533	1974
	530	1985

MOST PUNT RETURN YARDS

Game –
167 vs. Buffalo, Nov. 7, 1976
139 at Buffalo, Nov. 20, 1977

FEWEST PUNT RETURN YARDS

Season –	37	1972
	134	1990
	138	1962
	139	1982
	143	1966

PATRIOTS TEAM RECORDS

PUNT RETURNS (CONT.)

HIGHEST PUNT RETURN AVERAGE

Season –	13.4	2010
	13.3	2001, 1974
	13.1	1976
	13.0	1961
	12.6	1985
	12.5	2000

LOWEST PUNT RETURN AVERAGE

Season –	2.2	1972
	4.6	1990
	5.3	1968, 1962
	5.6	1965
	5.8	2004, 1971

MOST PUNT RETURN TOUCHDOWNS

Season –	2	2001, 1985, 1976

MOST PUNT RETURN TOUCHDOWNS (CONT.)

Game –

1	vs. Denver, Nov. 2, 2014
	vs. Indianapolis, Nov. 18, 2012
	vs. Kansas City, Nov. 21, 2011
	vs. Miami, Jan. 2, 2011
	at Carolina, Jan. 6, 2002
	vs. Cleveland, Dec. 9, 2001
	vs. Tampa Bay, Sept. 3, 2000
	at N.Y. Giants, Dec. 21, 1996
	vs. Atlanta, Nov. 2, 1986
	vs. Indianapolis, Nov. 10, 1985
	at Buffalo, Sept. 22, 1985
	vs. N.Y. Jets, Nov. 2, 1980
	vs. Baltimore, Nov. 18, 1979
	vs. Denver, Nov. 28, 1976
	vs. Buffalo, Nov. 7, 1976

KICKOFF RETURNS

MOST KICKOFF RETURNS

Season –	77	1990
	75	2002, 1995
	73	1967
	71	1968
	70	2005

Game –

10	vs. Buffalo, Dec. 9, 1967
9	at Dallas, Oct. 24, 1971
	vs. N.Y. Jets, Sept. 22, 1968
	vs. Oakland, Oct. 16, 1964

FEWEST KICKOFF RETURNS

Season –	25	2015
	26	2019
	28	2018, 2017
		1982 (9 games)
	29	2016
	31	2014

Game –

0	23 Times. Most Recent: vs. N.Y. Jets, Dec. 30, 2018

MOST KICKOFF RETURN YARDS

Season –	1,771	2002
	1,691	1995
	1,562	2008
	1,553	2006
	1,520	1975

Game –

248	vs. Miami, Sept. 21, 2008
245	at Dallas, Oct. 24, 1971
230	at Baltimore, Dec. 21, 1975
229	at Indianapolis, Nov. 30, 2003
226	at Houston, Dec. 18, 1960

FEWEST KICKOFF RETURN YARDS

Season –	469	2015
	542	2016
	575	2019
	622	2017
	646	1982 (9 games)

Game –

0	Many times. Most Recent: at Washington, Oct. 6, 2019

HIGHEST KICKOFF RETURN AVG.

Season –	27.0	2018
	26.9	1977
	26.8	2006
	25.2	2008, 2007, 1997
	24.2	1999

LOWEST KICKOFF RETURN AVG.

Season –	17.4	1993
	17.8	1994
	18.1	1990
	18.3	1981

MOST KICKOFF RETURN TOUCHDOWNS

Season –	3	1977
	2	2010, 2007, 2002, 1961

Game –

1	27 times, Most recent: at Chicago, Oct. 21, 2018

PENALTIES

MOST PENALTIES

Season –	120	2014
	114	1985
	112	1977
	111	2003, 1992
	110	2005
	108	2002, 1998

Game –

15	at Minnesota, Sept. 14, 2014
	vs. Indianapolis, Sept. 19, 1999
14	Six times, most recent: at Pittsburgh, Dec. 16, 2018

FEWEST PENALTIES

Season –	50	1973
	51	1964
	52	1982 (9 games), 1962
	57	2008
	58	1965

FEWEST PENALTIES (CONT.)

Game –

0	vs. Kansas City, Oct. 14, 2018
	at Houston, Dec. 1, 2013
	at Cincinnati, Oct. 6, 2013
	at New Orleans, Nov. 30, 2009
	vs. St. Louis, Oct. 26, 2008
	at Kansas City, Nov. 17, 1968
1	28 times, Most recent: at Denver, Nov. 12, 2017

MOST PENALTY YARDS

Season –	1,080	2014
	1,051	1992
	998	2003
	940	2006
	931	1977

Game –

163	at Minnesota, Sept. 14, 2014
146	at Indianapolis, Nov. 4, 2007
139	vs. Buffalo, Nov. 6, 1983
135	at Indianapolis, Sept. 19, 1999

FEWEST PENALTY YARDS

Season –	412	1982 (9 games)
	447	1964
	456	1962
	468	1993
	501	2008

Game –

0	vs. Kansas City, Oct. 14, 2018
	at Houston, Dec. 1, 2013
	at Cincinnati, Oct. 6, 2013
	at New Orleans, Nov. 30, 2009
	vs. St. Louis, Oct. 26, 2008
	at Kansas City, Nov. 17, 1968
	vs. N.Y. Jets, Nov. 19, 1967
2	at Miami, Dec. 15, 2013
4	at Pittsburgh, Dec. 17, 2017
5	14 Times. Most Recent: at Denver, Nov. 12, 2017

PATRIOTS TEAM RECORDS

FUMBLES

MOST FUMBLES

Season –	51	1973
	47	1983
	43	1992, 1975
	37	1985, 1967
	36	1987, 1962, 1960

Game –

8	vs. Baltimore, Oct. 7, 1973
6	11 times. Most Recent: vs. Denver, Nov. 24, 2013

FEWEST FUMBLES

Season –	9	2010
	11	2018
	13	2019 2017, 2014, 2011
	14	2015, 2012, 2007
	15	1969

MOST FUMBLES RECOVERED

Season –	43	1983
	42	1987
	39	1973
	37	1991, 1975

Game –

8	at Pittsburgh, Sept. 26, 1976
7	at L.A. Rams, Dec. 11, 1983

FEWEST FUMBLES RECOVERED

Season –	8	1982 (9 games)
	9	2016
	12	2000
	15	2008, 2005, 1999, 1988
	16	2015, 2007

MOST RETURNED FOR TD

Season –	4	2012
	3	2007, 2004, 1985, 1961

Game –

2	at N.Y. Jets, Nov. 22, 2012 at San Diego, Dec. 1, 1996 vs. Baltimore, Nov. 23, 1980

MOST OWN RECOVERED

Season –	27	1983
	26	1973

Game –

5	at Buffalo, Dec. 17, 2000 at Washington, Oct. 25, 1981 vs. Baltimore, Oct. 7, 1973

FEWEST OWN RECOVERED

Season –	4	2018, 2010
	5	1970, 1969
	6	2019
	7	2015, 2012, 2008

MOST OPPONENT RECOVERED

Season –	27	1976
	24	1985
	23	1979

Game –

6	at L.A. Rams, Dec. 11, 1983 at Pittsburgh, Sept. 26, 1976
5	at New Orleans, Nov. 30, 1986 vs. Denver, Nov. 6, 1966

FEWEST OPPONENT RECOVERED

Season –	7	2015, 1998
	8	2008, 2005, 1984
	9	2014, 1993, 1965
	10	2016, 2009, 1980, 1977, 1962,

DEFENSE - NET YARDS ALLOWED

MOST NET YARDS ALLOWED

Season –	6,577	2011
	5,972	2012
	5,969	2013
	5,864	2010
	5,856	2017
	5,827	1981

Game –

584	vs. Cincinnati, Dec. 7, 1986
552	vs. Miami, Oct. 21, 1984
540	vs. Houston, Oct. 13, 1961
537	vs. Kansas City, Sept. 7, 2017
528	at N.Y. Jets, Dec. 17, 1966
525	at Miami, Sept. 4, 1994

FEWEST NET YARDS ALLOWED

Season –	2,808	1982 (9 games)
	3,638	1977
	3,834	1963
	4,022	1976
	4,067	1974

Game –

65	vs. Seattle, Dec. 4, 1988
86	vs. Baltimore, Oct. 23, 1977
88	vs. Miami, Oct. 12, 1980
105	vs. N.Y. Jets, Sept. 20, 2019
112	vs. Houston, Dec. 18, 1965

SCORING ALLOWED

MOST POINTS ALLOWED

Season –	446	1990, 1972
	406	1968
	391	1989
	389	1967
	377	1995

Game –

52	at Miami, Nov. 12, 1972
48	at Philadelphia, Nov. 4, 1990 at N.Y. Jets, Oct. 27, 1968
48	vs. Oakland, Oct. 22, 1967
47	vs. N.Y. Jets, Sept. 22, 1968
45	at N.Y. Jets, Sept. 26, 1993

FEWEST POINTS ALLOWED

Season (Points) –

157	1982 (9 games)
217	1977 (14 games)
225	2019
236	1976 (14 games)
237	2006
238	2003

Season (Average) –

14.1	2019
14.8	2006
14.9	2003
15.5	1977
15.6	2016

Game –

0	28 times, Most recent: at N.Y. Jets, Oct. 21, 2019 (33-0)

PATRIOTS TEAM RECORDS

RUSHING ALLOWED

MOST RUSHES AGAINST

Season –
644 1981
565 1990
560 1973
555 1975

Game –
58 vs. N.Y. Jets, Oct. 14, 1973
54 vs. Cleveland, Oct. 4, 1987
vs. St. Louis, Dec. 2, 1984
vs. Washington, Sept. 23, 1984
vs. N.Y. Jets, Oct. 15, 1972

FEWEST RUSHES AGAINST

Season –
310 1963
315 1982 (9 games)
350 1961
356 1964

Game –
9 at N.Y. Jets, Sept. 15, 2002
10 at N.Y. Jets, Dec. 26, 2005
at Oakland, Sept. 22, 1963
at Oakland, Dec. 9, 1961
11 vs. Kansas City, Oct. 11, 1998
vs. Jacksonville, Sept. 22, 1996

MOST RUSHING YARDS ALLOWED

Season –
2,950 1981
2,850 1973
2,717 1972
2,676 1990

Game –
360 vs. Buffalo, Sept. 16, 1973
349 vs. Buffalo, Dec. 14, 1975

FEWEST RUSHING YARDS ALLOWED

Season –
1,041 1961
1,108 1963
1,135 1966
1,143 1964

Game –
2 at S.D., Dec. 17, 1961
14 at Buffalo, Dec. 11, 2005
14 vs. Kansas City, Oct. 11, 1998
15 vs. Miami, Oct. 29, 2015
19 at Indianapolis, Nov. 16, 2014
vs. Houston, Nov. 1, 1963

MOST RUSHING TOUCHDOWNS ALLOWED

Season –
29 1990
27 1972
22 1979, 1968
21 1960

Game –
6 at N.Y. Jets, Oct. 27, 1968
5 at N.Y. Jets, Sept. 23, 1993
at G.B. (Mil.), Oct. 9, 1988

FEWEST RUSHING TOUCHDOWNS ALLOWED

Season –
5 1991
6 2017, 2016, 2014, 2009, 1999
7 2019, 2018, 2007, 2001, 1966
8 2015, 2008, 1998, 1977

PASSING ALLOWED

MOST ATTEMPTS AGAINST

Season –
619 2011, 1997
618 2003
611 2010
605 2018
596 2016, 2015, 1996

Game –
63 vs. Minnesota, Oct. 20, 1991
61 vs. Minnesota, Dec. 16, 1979
60 vs. Miami, Nov. 23, 1997
59 vs. N.Y. Giants, Oct. 12, 2003

FEWEST ATTEMPTS AGAINST

Season –
240 1973
267 1982 (9 games)
326 1972
334 1970

Game –
7 at Buffalo, Dec. 9, 1973
vs. N.Y. Jets, Oct. 14, 1973
9 vs. N.Y. Jets, Oct. 15, 1972

MOST COMPLETIONS ALLOWED

Season –
388 2010
386 2011
370 2018
369 2012
368 2016, 1997

Game –
38 vs. Indy, Nov. 21, 2010
vs. Miami, Nov. 23, 1997
37 vs. Baltimore, Dec. 12, 2016
36 at Pittsburgh, Oct. 30, 2011
at Indianapolis, Oct. 20, 1996
35 at Denver, Oct. 11, 2009
vs. N.Y. Giants, Oct. 12, 2003
vs. Minnesota, Oct. 20, 1991
vs. Minnesota, Dec. 16, 1979

FEWEST COMPLETIONS ALLOWED

Season –
134 1973
142 1982 (9 games)
170 1971
175 1972

Game –
1 vs. N.Y. Jets, Oct. 14, 1973
2 vs. Tennessee, Oct. 18, 2009
at Buffalo, Dec. 9, 1973

MOST PASSING YARDS ALLOWED

Season –
4,703 2011
4,342 2012
4,136 2010
4,020 2017
3,943 2018
3,886 1995

MOST NET PASSING YARDS ALLOWED

Game –
456 at Miami, Sept. 4, 1994
448 vs. Houston, Oct. 13, 1961
429 vs. Denver, Nov. 2, 2014

FEWEST NET PASSING YARDS ALLOWED

Season –
1,338 1973
1,519 1982 (9 games)
2,033 1977
2,154 1971

Game –
-7 vs. Tennessee, Oct. 18, 2009
0 vs. N.Y. Jets, Oct. 14, 1973
8 vs. N.Y. Jets, Oct. 10, 1971

MOST TD PASSES ALLOWED

Season –
29 2018, 1995
28 1980, 1967
27 2012, 2008, 1989, 1961

Game –
5 at New Orleans, Nov. 30, 2009
at Miami, Sept. 4, 1994
vs. Oakland, Oct. 22, 1967
vs. Kansas City, Sept. 25, 1966

FEWEST TD PASSES ALLOWED

Season –
9 1982 (9 games)
10 2006
11 2003, 1973 (14 gms)
12 2019
13 2019, 1988, 1979
14 1997, 1985

MOST SACKS RECORDED

(Sacks by Patriots defense)

Season –
66 1963 (626 yards)
58 1977 (471 yards)
57 1979 (512 yards)
55 1984 (452 yards)
51 1985 (334 yards)

Game –
11 at Oakland Sept. 22, 1963 (100 yds)
9 Five times, most recent:
at Atlanta, Nov. 4, 2001 (47 yds)

FEWEST SACKS RECORDED

Season –
15 1972 (101 yards)
20 1982 (9 games-172 yds)
1981 (175 yards)
1992 (114 yards)
22 1969 (159 yards)
1966 (209 yards)

PATRIOTS TEAM RECORDS

FIRST DOWNS ALLOWED

MOST TOTAL ALLOWED

Season –	370	2011
	348	2010
	340	2012
	338	2013
	329	2014
	328	1981

Game –

35	vs. Buffalo, Nov. 11, 2012
33	vs. Miami, Nov. 23, 1997
	vs. Miami, Oct. 21, 1984
30	at Pittsburgh, Sept. 25, 1983
	vs. N.Y. Jets, Sept. 19, 1982
	vs. Minnesota, Dec. 16, 1979

FEWEST TOTAL ALLOWED

Season –	185	1982 (9 games)
	215	1977, 1973
	219	1967
	220	1962

Game –

2	vs. Seattle, Dec. 4, 1988
5	at Green Bay, Nov. 19, 2006
	vs. Indianapolis, Nov. 11, 1990
	at Chicago, Oct. 14, 1979
	at N. Y. Jets, Nov. 22, 1970

MOST RUSHING

Season –	160	1981
	151	1990
	143	1972
	142	1973, 1969

Game –

20	vs. N.Y. Jets, Sept. 19, 1982
	vs. Buffalo, Dec. 14, 1975
19	vs. N.Y. Jets, Oct. 15, 1972

FEWEST RUSHING

Season –	59	1963
	61	1967
	63	1964
	67	2006

Game –

0	Seven Times. Most Recent:
	vs. N.Y. Jets, Sept. 22,2019

MOST PASSING

Season –	245	2011
	226	2010
	208	2018, 2013, 1998
	207	2012
	204	2015, 2017
	199	1991

MOST PASSING (CONT.)

Game –

23	at Pittsburgh, Oct. 30, 2011
22	at Jacksonville, Sept. 16, 2018
	at Pittsburgh, Nov. 14, 2010
	vs. Indianapolis, Nov. 21, 2010
21	Six Times. Most Recent:
	vs. Indianapolis, Dec. 4, 2011
20	Six Times. Most Recent:
	vs. Indianapolis, Oct. 4, 2018

FEWEST PASSING

Season –	67	1973
	88	1982 (9 games)
	105	1970
	111	1971, 1977

Game –

1	vs. Tennessee, Oct. 18, 2009
	vs. N.Y. Jets, Oct. 14, 1973
2	Nine Times. Most recent:
	vs. Seattle, Dec. 4, 1988

INTERCEPTIONS BY PATRIOTS

MOST INTERCEPTIONS

Season –	31	1964
	29	2003, 1963
	25	2019, 2010, 1962, 1960
	24	1998, 1980, 1974

Game –

7	at N.Y. Jets, Nov. 21, 1976
6	vs. N.Y. Jets, Sept. 27, 1964
	vs. Houston, Nov. 1, 1963

FEWEST INTERCEPTIONS

Season –	8	1970
	10	2005, 2000, 1972
	12	2017, 2015, 1991, 1982
	13	2016, 1993, 1975, 1973

MOST INT RETURN YARDS

Season –	645	1963
	505	1976
	427	1985, 1964
	422	2001

Game –

204	vs. Houston, Nov. 1, 1963
166	vs. Indianapolis, Nov. 18, 2012
160	vs. Miami, Nov. 23, 1997
145	at N.Y. Jets, Nov. 21, 1976

FEWEST INT RETURN YARDS

Season –	85	2005
	93	1991
	104	2008
	105	1973

MOST INT RETURN TOUCHDOWNS

Season –	5	2003, 2001
	4	1997, 2010
	3	2019, 2009, 2007, 2002, 1998, 1992, 1976, 1963, 1962

Game –

2	10 times. Most Recent:
	at Miami, Sept. 15, 2019

FEWEST INT RETURN TOUCHDOWNS

Season –

0	21 Times. Most Recent:
	2017

PATRIOTS TEAM RECORDS

TAKEAWAYS BY PATRIOTS

MOST TAKEAWAYS

Season –	50	1976 (23 int, 27 fumbles)
	48	1964 (31 int, 17 fumbles)
	47	1985 (23 int, 24 fumbles)
	45	1960 (25 int, 20 fumbles)
	43	1979 (20 int, 23 fumbles)
		1978 (22 int, 21 fumbles)
	42	1987 (21 int, 21 fumbles)
		1963 (29 int, 13 fumbles)
		1961 (22 int, 20 fumbles)

Game –	10	at N.Y. Jets, Nov. 21, 1976 (7 int, 3 fumbles)
	8	vs. Houston, Nov. 1, 1963 (6 int, 2 fumbles)
		vs. Buffalo, Nov. 7, 1976 (4 int, 4 fumbles)

MOST TAKEAWAYS (CONT.)

Game –	7	at Buffalo on Dec. 26, 2010 (3 int, 4 fumbles)
		at LA Rams, Dec. 11, 1983 (1 int, 6 fumbles)
		vs. Denver, Nov. 6, 1966 (2 int, 5 fumbles)
		vs. N.Y. Jets, Sept. 27, 1964 (6 int, 1 fumbles)

HIGHEST TURNOVER DIFFERENTIAL

Season –	+28	2010 (38 forced turnovers, 10 turnovers)
	+25	2012 (41 forced turnovers, 16 turnovers)
	+21	2019 (36 forced turnovers, 15 turnovers)
	+17	2011 (34 forced turnovers, 17 turnovers)
		2003 (41 forced turnovers, 24 turnovers)

BLOCKED KICKS*

MOST BLOCKED KICKS OVERALL

Season –	7	1975 (3 extra points, 3 field goals, 1 punt)
	5	2014 (4 field goals, 1 punt)
		1973 (3 field goals, 1 extra point, 1 punt)
	4	2019 (4 punts)
		2002 (3 field goals, 1 extra point)

Game –	2	at Miami, Oct. 4, 2010 (1 field goal, 1 punt)
		at Buffalo, Dec. 17, 2000 (2 field goals)
		at Indianapolis, Oct. 21, 2001) (2 field goals)

MOST BLOCKED PUNTS

Season –	4	2019
	3	1986

MOST BLOCKED FIELD GOALS

Season –	4	2014
	3	2002
		2001
		1998
		1977
		1975
		1973
		1972
		1968

MOST BLOCKED EXTRA POINTS

Season –	3	1975
		1974
	2	1984

***Not All Data Available**

MISCELLANEOUS SCORING

DEFENSIVE TOUCHDOWNS

Season –	6	2007 (3 int returns, 3 fumble returns)
		2003 (5 int returns, 1 fumble return)
	5	2019 (3 int returns, 2 fumble returns)
		2012 (2 int returns, 3 fumble returns)
		2010 (4 int returns, 1 fumble return)
		2001 (5 int returns)

DEFENSIVE TOUCHDOWNS (CONT.)

Season –	5	1992 (3 int returns, 2 fumble returns)
		1961 (2 int returns, 3 fumble returns)

NON-OFFENSIVE TOUCHDOWNS

Season –	9	2010 (4 int returns, 2 KO returns, 1 punt return, 1 blocked FG return, 1 fumble return)
		1961 (2 int returns, 2 KO returns, 2 blocked punt returns, 3 fumble returns)

PATRIOTS NFL RECORDS

CONSECUTIVE RECORDS

CONSECUTIVE VICTORIES (INCLUDING PLAYOFFS)
21 Oct. 5, 2003 to Oct. 24, 2004

CONSECUTIVE OVERTIME VICTORIES
8 Dec. 17, 2000 to Nov. 23, 2003

CONSECUTIVE PLAYOFF VICTORIES
10 Jan. 19, 2002 to Jan. 7, 2006

CONSECUTIVE PATs CONVERTED
478 Stephen Gostkowski, Dec. 31, 2006 to Oct. 16, 2016

VICTORIES/SCORING

MOST VICTORIES
Season –
16 2007

MOST CONSECUTIVE VICTORIES
Single Season –
16 2007

MOST CONSECUTIVE VICTORIES TO START A SEASON
16 2007

MOST CONSEC. VICTORIES TO END A SEASON
16 2007

MOST 14-WIN SEASONS
5 (2003, 2004, 2007, 2010, 2016)

MOST POINTS IN A SHUTOUT VICTORY
59 vs. Tennessee, Oct. 18, 2009**

MOST CONSECUTIVE QUARTERS WITH POINTS SCORED
38 Sept. 10-Nov. 23, 2015

**Tied NFL Record since AFL-NFL merger

PASSING

MOST PASS ATTEMPTS
Game –
70 Drew Bledsoe vs. Minnesota, Nov. 13, 1994

MOST ATTEMPTS, NO INTERCEPTIONS
Game –
70 Drew Bledsoe vs. Minnesota, Nov. 13, 1994

MOST PASS COMPLETIONS
Game –
45 Drew Bledsoe vs. Minnesota, Nov. 13, 1994

LONGEST PASS COMPLETION
99t Tom Brady at Miami, Sept. 12, 2011 (to Wes Welker)**

MOST TOUCHDOWN PASSES
Quarter –
5 Tom Brady vs. Tennessee, Oct. 18, 2009 (2nd Qtr)

FEWEST PASSES INTERCEPTED
Season –
2 2016

**Tied NFL Record

RUSHING

MOST RUSHING FIRST DOWNS
Season –
181 1978

RECEIVING

LONGEST RECEPTION
99t Wes Welker at Miami, Sept. 12, 2011**

MOST TOUCHDOWN RECEPTIONS
Season –
23 Randy Moss, 2007

MOST TOUCHDOWN RECEPTIONS
Quarter –
3 Randy Moss, 2007

MOST TOUCHDOWN RECEPTIONS BY A TIGHT END
Season –
17 Rob Gronkowski, 2011

MOST TOUCHDOWNS BY A TIGHT END
Season –
18 Rob Gronkowski, 2011

MOST GAMES WITH TWO OR MORE TOUCHDOWN RECEPTIONS
Season –
8 Randy Moss, 2007

**Tied NFL Record

MISCELLANEOUS

MOST OPPONENT FUMBLE RECOVERIES
Game –
3 Steve Nelson vs. Philadelphia, Oct. 8, 1978

FEWEST TURNOVERS
Season –
10 2010**

MOST FIRST DOWNS
Season –
444 2012

MOST FIRST DOWNS BY PENALTY
Season –
50 2017

MOST OFFENSIVE PLAYS FROM SCRIMMAGE (TOP 3)
Season –
1,199 (1994)
1,191 (2012)
1,187 (1995)

**Tied NFL Record

Official Daily Fantasy Partner of the New England Patriots

EACH DAY CAN BE PAYDAY.

DAILY FANTASY FOOTBALL

PLAY FREE

AT DRAFTKINGS.COM

1 Download the app or create an account at DraftKings.com

2 Play FREE against the community.

3 Rack up points and climb the Leaderboard.

DRAFTKINGS.COM

Eligibility restrictions apply. See draftkings.com for details.

PLAYOFF HISTORY

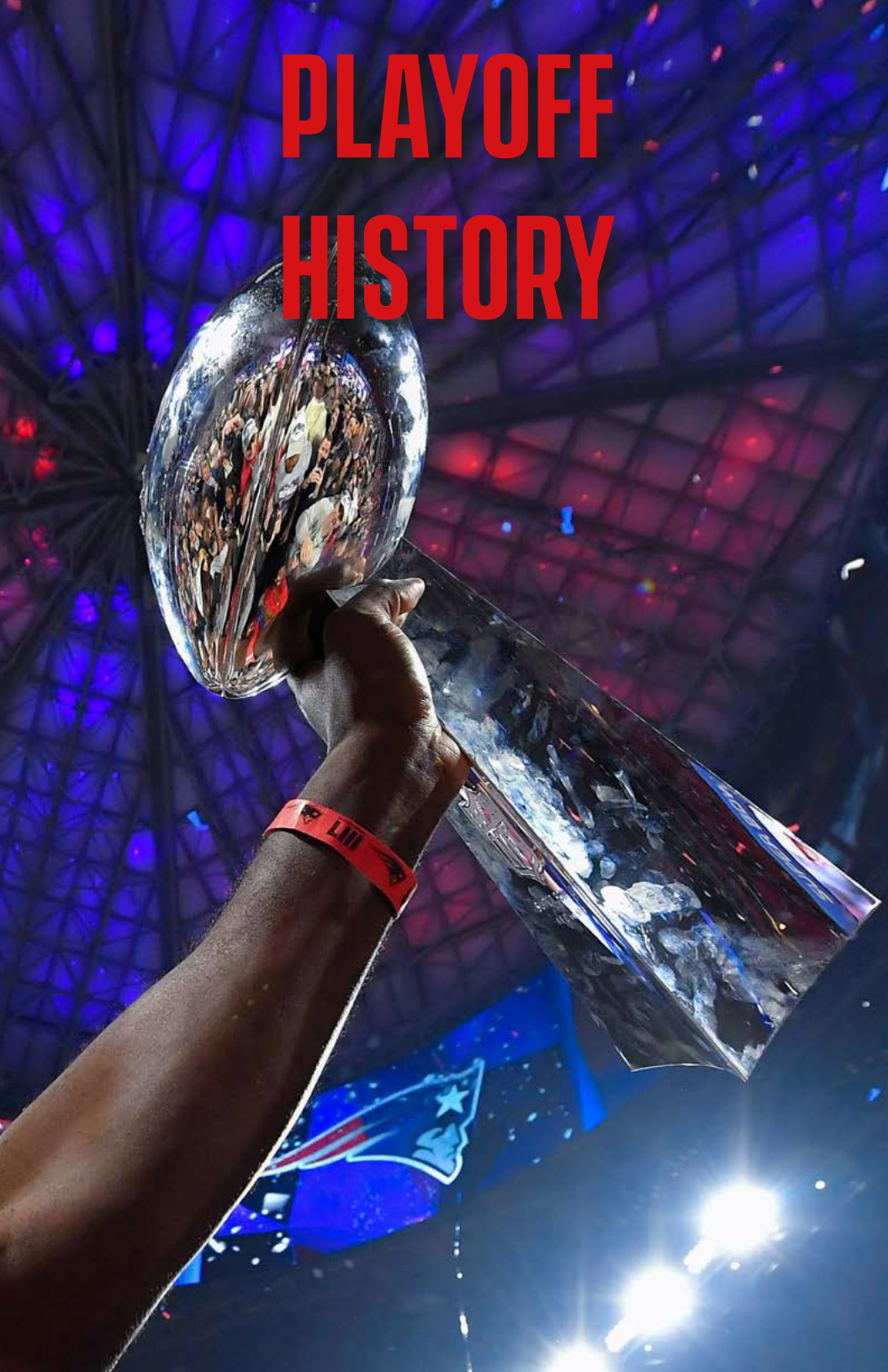

PATRIOTS PLAYOFF RESULTS

ALL-TIME PLAYOFF RESULTS

The Patriots have played in 58 playoff games during their 60-year history, compiling an overall playoff record of 37-21. The Patriots won an NFL-record 10 consecutive playoff games from the 2001 season to the 2005 season. Since Robert Kraft purchased the Patriots in 1994, the team is 33-15 in the playoffs, and its 33 playoff victories are the most in the NFL over that span.

ALL-TIME PLAYOFF RESULTS (37-21)

Date	Round		Opponent	W/L	Score
12/28/63	AFL Divisional	at	Buffalo	W	26-8
01/05/64	AFL Championship	at	San Diego	L	10-51
12/18/76	AFC Divisional	at	Oakland	L	21-24
12/31/78	AFC Divisional		Houston	L	14-31
01/08/83	First Round Playoff	at	Miami	L	13-28
12/28/85	AFC Wild Card	at	N.Y. Jets	W	26-14
01/05/86	AFC Divisional	at	L.A. Raiders	W	27-20
01/12/86	AFC Championship	at	Miami	W	31-14
01/26/86	Super Bowl XX	*	Chicago	L	10-46
01/04/87	AFC Divisional	at	Denver	L	17-22
01/01/95	AFC Wild Card	at	Cleveland	L	13-20
01/05/97	AFC Divisional		Pittsburgh	W	28-3
01/12/97	AFC Championship		Jacksonville	W	20-6
01/26/97	Super Bowl XXXI	*	Green Bay	L	21-35
12/28/97	AFC Wild Card		Miami	W	17-3
01/03/98	AFC Divisional	at	Pittsburgh	L	6-7
01/03/99	AFC Wild Card	at	Jacksonville	L	10-25
01/19/02	AFC Divisional		Oakland	W	16-13 ot
01/27/02	AFC Championship	at	Pittsburgh	W	24-17
02/03/02	Super Bowl XXXVI	*	St. Louis	W	20-17
01/10/04	AFC Divisional		Tennessee	W	17-14
01/18/04	AFC Championship		Indianapolis	W	24-14
02/01/04	Super Bowl XXXVIII	*	Carolina	W	32-29
01/16/05	AFC Divisional		Indianapolis	W	20-3
01/23/05	AFC Championship	at	Pittsburgh	W	41-27
02/06/05	Super Bowl XXXIX	*	Philadelphia	W	24-21
01/07/06	AFC Wild Card		Jacksonville	W	28-3
01/14/06	AFC Divisional	at	Denver	L	13-27
01/07/07	AFC Wild Card		N.Y. Jets	W	37-16
01/14/07	AFC Divisional	at	San Diego	W	24-21
01/21/07	AFC Championship	at	Indianapolis	L	34-38
01/12/08	AFC Divisional		Jacksonville	W	31-20
01/20/08	AFC Championship		San Diego	W	21-12
02/03/08	Super Bowl XLII	*	N.Y. Giants	L	14-17
01/10/10	AFC Wild Card		Baltimore	L	14-33
01/16/11	AFC Divisional		N.Y. Jets	L	21-28
01/14/12	AFC Divisional		Denver	W	45-10
01/22/12	AFC Championship		Baltimore	W	23-20
02/05/12	Super Bowl XLVI	*	N.Y. Giants	L	17-21
01/13/13	AFC Divisional		Houston	W	41-28
01/20/13	AFC Championship		Baltimore	L	13-28
01/11/14	AFC Divisional		Indianapolis	W	43-22
01/19/14	AFC Championship	at	Denver	L	16-26
01/10/15	AFC Divisional		Baltimore	W	35-31
01/18/15	AFC Championship		Indianapolis	W	45-7
02/01/15	Super Bowl XLIX	*	Seattle	W	28-24
01/16/16	AFC Divisional		Kansas City	W	27-20
01/24/16	AFC Championship	at	Denver	L	18-20
01/14/17	AFC Divisional		Houston	W	34-16
01/22/17	AFC Championship		Pittsburgh	W	36-17
02/05/17	Super Bowl LI	*	Atlanta	W	34-28 ot
01/13/18	AFC Divisional		Tennessee	W	35-14
01/21/18	AFC Championship		Jacksonville	W	24-20
02/04/18	Super Bowl LII	*	Philadelphia	L	33-41
01/13/19	AFC Divisional		L.A. Chargers	W	41-28
01/20/19	AFC Championship	at	Kansas City	W	37-31 ot
02/03/19	Super Bowl LIII	*	L.A. Rams	W	13-3
01/04/20	AFC Wild Card		Tennessee	L	13-20

*Neutral site Super Bowls

PATRIOTS PLAYOFF SEASONS (27)

Year	How Qualified	Record
1963	Div. Champions	1-1
1976	Wild Card	0-1
1978	Div. Champions	0-1
1982*	16-Team Format	0-1
1985	Wild Card	3-1
1986	Div. Champions	0-1
1994	Wild Card	0-1
1996	Div. Champions	2-1
1997	Div. Champions	1-1
1998	Wild Card	0-1
2001	Div. Champions	3-0
2003	Div. Champions	3-0
2004	Div. Champions	3-0
2005	Div. Champions	1-1
2006	Div. Champions	2-1
2007	Div. Champions	2-1
2009	Div. Champions	0-1
2010	Div. Champions	0-1
2011	Div. Champions	2-1
2012	Div. Champions	1-1
2013	Div. Champions	1-1
2014	Div. Champions	3-0
2015	Div. Champions	1-1
2016	Div. Champions	3-0
2017	Div. Champions	2-1
2018	Div. Champions	3-0
2019	Div. Champions	0-1

NFL PLAYOFF RECORDS

(Minimum 15 Postseason Games)

Team	W	L	Pct.
New England Patriots	**37**	**21**	**.638**
San Francisco 49ers	32	21	.604
Green Bay Packers	35	23	.603
Baltimore Ravens	15	10	.600
Pittsburgh Steelers	36	25	.590
Oakland/LA Raiders	25	19	.568
Dallas Cowboys	35	28	.556
Denver Broncos	23	19	.548
Washington Redskins	23	19	.548

MOST PLAYOFF WINS IN A DECADE

Team	Decade	Wins
New England Patriots	**2010s**	**16**
New England Patriots	**2000s**	**14**
Dallas Cowboys	1970s	14
Pittsburgh Steelers	1970s	14
San Francisco 49ers	1980s	13
Dallas Cowboys	1990s	12
Washington Redskins	1980s	11
Buffalo Bills	1990s	10
Pittsburgh Steelers	2000s	10

PLAYOFF HISTORY

The Patriots are 23-4 at home in the playoffs in their history. Twenty-seven of the franchise's 28 home playoff games have been played since Robert Kraft bought the team in 1994.

NFL'S LONGEST HOME PLAYOFF WINNING STREAKS

Team	Win Streak	Seasons
Green Bay Packers	13	1939-2001
New England Patriots	**11**	**1996-2008**
Seattle Seahawks	10	2005-16
New England Patriots	**9**	**2013-2018**
Buffalo Bills	9	1988-1995
Washington Redskins	8	1942-1983

Super Bowl XXXVI

Super Bowl XXXVIII



Super Bowl XXXIX

Super Bowl XLIX

Super Bowl LI

Super Bowl LIII

INDIVIDUAL PLAYOFF RECORDS

SERVICE

GAMES PLAYED

Career –

41 Tom Brady (2001, 03-07, 09-19)
28 Stephen Gostkowski (2006-07, 09, 11-18)
24 Matthew Slater (2009-19)
23 Devin McCourty (2010-19)
22 Tedy Bruschi (1996-98, 2001, 03-07)
Patrick Chung (2009-12,14-19)
21 Vince Wilfork (2004-07, 09-12, 14)
20 Troy Brown (1994, 96-98, 2001, 03-06)
Matt Light (2001, 03-07, 09-11)

PLAYOFF SCORING

POINTS SCORED

Career –

205 Stephen Gostkowski (39 FGs, 88 PAT kicks)
117 Adam Vinatieri (26 FGs, 39 PAT kicks)
72 Rob Gronkowski (12 rec. TD)
50 James White (5 rush TD, 3 rec. TD, 1 two-point)
48 LeGarrette Blount (8 rush TD)

Game –

24 LeGarrette Blount vs. IND, Jan. 11, 2014 (4 rush TD)
20 James White vs. ATL, Feb. 5, 2017 (2 rush TD, 1 rec. TD, 1 2-pt)
18 Dion Lewis vs. HOU, Jan. 14, 2017 (1 rush TD, 1 rec. TD, 1 ret. TD)
LeGarrette Blount vs. IND, Jan. 18, 2015 (3 rush TD)
Rob Gronkowski vs. DEN, Jan. 14, 2012 (3 rec. TD)
Curtis Martin vs. PIT, Jan. 5, 1997 (3 rush TD)
Sony Michel vs. LAC, Jan. 13, 2019 (3 rush TD)
Shane Vereen vs. HOU, Jan. 13, 2013 (2 rec. TD, 1 rush TD)

TOUCHDOWNS

Career –

12 Rob Gronkowski (15 games) (12 rec. TD)
8 LeGarrette Blount (8 games) (8 rush TD)
8 James White (12 games) (5 rush TD, 3 rec. TD)
7 David Givens (8 games) (7 rec. TD)
6 Julian Edelman (19 games) (5 rec., 1 rush TD)
Danny Amendola (13 games) (6 rec. TD)
Tom Brady (41 games) (6 rush TD)
Sony Michel (3 games) (6 rush TD)

PLAYOFF SCORING (CONT.)

TOUCHDOWNS (CONT.)

Game –

4 LeGarrette Blount vs. IND, Jan. 11, 2014 (4 rush TD)
3 Sony Michel vs. LAC, Jan. 13, 2019 (3 rush TD)
James White vs. ATL, Feb. 5, 2017 (2 rush TD, 1 rec. TD)
Dion Lewis vs. HOU, Jan. 14, 2017 (1 rush TD, 1 rec. TD, 1 ret. TD)
LeGarrette Blount vs. IND, Jan. 18, 2015 (3 rush TD)
Shane Vereen vs. HOU, Jan 13, 2013 (2 rec. TD, 1 rush TD)
Rob Gronkowski vs. DEN, Jan. 14, 2012 (3 rec. TD)
Curtis Martin vs. PIT, Jan. 5, 1997 (3 rush TD)

PLAYOFF FIELD GOALS

FIELD GOALS MADE

Career –

39 Stephen Gostkowski (28 games)
26 Adam Vinatieri (17 games)
9 Tony Franklin (5 games)
5 Gino Cappelletti (2 games)

Game –

5 Adam Vinatieri vs. IND, Jan. 18, 2004 (31, 25, 27,21,34)
4 Tony Franklin at NYJ, Dec. 28, 1985 (33, 41, 20, 26)
Gino Cappelletti at BUF, Dec. 28, 1963 (28,12, 33, 36)
3 Stephen Gostkowski vs. PIT, Jan. 22, 2017 (31,47,26)
Stephen Gostkowski vs. BAL, Jan. 22, 2012 (29, 35, 24)
Stephen Gostkowski at SD, Jan. 14, 2007 (50, 34, 31)
Stephen Gostkowski vs. NYJ, Jan. 7, 2007 (20, 40, 28)
Adam Vinatieri vs. OAK, Jan. 19, 2002 (23, 45, 23)

FIELD GOALS ATTEMPTED

Career –

44 Stephen Gostkowski (28 games)
34 Adam Vinatieri (17 games)
11 Tony Franklin (5 games)
6 Gino Cappelletti (2 games)

Game –

5 Adam Vinatieri, vs. IND, Jan. 18, 2004 (31, 25, 27, 21, 34)
Tony Franklin at NYJ, Dec. 28, 1985 (33, 41, 20, 41wl, 26)
Gino Cappelletti, at BUF, Dec. 28, 1963 (28, 12, 33, 36, 45s)

LONGEST FIELD GOALS

50 Stephen Gostkowski at SD, Jan. 14, 2007
48 Adam Vinatieri at PIT, Jan. 23, 2005
Adam Vinatieri vs. STL, Feb. 3, 2002

PLAYOFF RUSHING

RUSHING ATTEMPTS

Career –

120 Corey Dillon (8 games)
117 Antowain Smith (6 games)
111 LeGarrette Blount (8 games)
100 Tom Brady (41 games)
93 Laurence Maroney (7 games)

Game –

30 LeGarrette Blount vs. Indianapolis, Jan. 18, 2015
29 Sony Michel at Kansas City, Jan. 20, 2019
26 Antowain Smith vs. Carolina, Feb. 1, 2004
25 Laurence Maroney vs. San Diego, Jan. 20, 2008
24 Sony Michel vs. LAC, Jan. 13, 2019
LeGarrette Blount vs. Indianapolis, Jan. 11, 2014
Corey Dillon at Pittsburgh, Jan. 23, 2005

RUSHING YARDS

Career –

508 Corey Dillon (8 games)
470 LeGarrette Blount (8 games)
456 Antowain Smith (6 games)
425 Kevin Faulk (19 games)
397 Sony Michel (4 games)

Game –

166 LeGarrette Blount vs. Indianapolis, Jan. 11, 2014
Curtis Martin, vs. Pittsburgh, Jan. 5, 1997
148 LeGarrette Blount vs. Indianapolis, Jan. 18, 2015
144 Corey Dillon vs. Indianapolis, Jan. 16, 2005
129 Sony Michel vs. LAC, Jan. 13, 2019

RUSHING YARDS

Most 100-yard Games –

2 LeGarrette Blount
Craig James
Lawrence Maroney
Sony Michel

INDIVIDUAL PLAYOFF RECORDS

PLAYOFF RUSHING (CONT.)

LONGEST RUSHES

78t	Curtis Martin vs. Pittsburgh, Jan. 5, 1997
73t	LeGarrette Blount vs. Indianapolis, Jan. 11, 2014
45	Robert Weathers at Miami, Jan. 12, 1986

RUSHING TOUCHDOWNS

Career –

8	LeGarrette Blount (8 games)
6	Tom Brady (41 games)
	Sony Michel (4 games)
5	Curtis Martin (3 games)
	James White (12 games)
4	Corey Dillon (8 games)

RUSHING TOUCHDOWNS (CONT.)

Game –

4	LeGarrette Blount vs. Indianapolis, Jan. 11, 2014
3	Sony Michel vs. L.A. Chargers, Jan. 13, 2019
	LeGarrette Blount vs. Indianapolis, Jan. 18, 2015
	Curtis Martin vs. Pittsburgh, Jan. 5, 1997

LONGEST RUSHING TOUCHDOWNS

78	Curtis Martin vs. Pittsburgh, Jan. 5, 1997
73	LeGarrette Blount vs. Indianapolis, Jan. 11, 2014

PLAYOFF PASSING

PASSING YARDS

Career –

11,388	Tom Brady (41 games)*
1,335	Drew Bledsoe (7 games)
571	Steve Grogan (4 games)
561	Tony Eason (5 games)
489	Vito "Babe" Parilli (2 games)

Game –

505	Tom Brady vs. Philadelphia, Feb. 4, 2018*
466	Tom Brady vs. Atlanta, Feb. 5, 2017
384	Tom Brady vs. Pittsburgh, Jan. 22, 2017
367	Tom Brady vs. Baltimore, Jan. 10, 2015
363	Tom Brady vs. Denver, Jan. 14, 2012

Most 300-yard Games –

16	Tom Brady
1	Vito "Babe" Parilli

PASSING ATTEMPTS

Career –

1,626	Tom Brady (41 games)*
252	Drew Bledsoe (7 games)
95	Steve Grogan (4 games)
72	Tony Eason (5 games)
64	Vito "Babe" Parilli (2 games)

Game –

62	Tom Brady vs. Atlanta, Feb. 5, 2017*
56	Tom Brady at Denver, Jan. 24, 2016
54	Tom Brady vs. Baltimore, Jan. 20, 2013
53	Tom Brady vs. Tennessee, Jan. 13, 2018
52	Tom Brady vs. Oakland, Jan. 19, 2002

PASSING COMPLETIONS

Career –

1,025	Tom Brady (41 games)*
129	Drew Bledsoe (7 games)
48	Steve Grogan (4 games)
42	Tony Eason (5 games)

Game –

43	Tom Brady vs. Atlanta, Feb. 5, 2017*
37	Tom Brady vs. Seattle, Feb. 1, 2015
35	Tom Brady vs. Tennessee, Jan. 13, 2018
34	Tom Brady vs. L.A. Chargers, Jan. 13, 2019
33	Tom Brady vs. Baltimore, Jan. 10, 2015

COMPLETION PERCENTAGE

Career –

63.0	Tom Brady (41 games) (1,626-1,025)
58.3	Tony Eason (5 games) (72-42)
54.5	Tom Owen (1 game) (22-12)
51.2	Drew Bledsoe (7 games) (252-129)
50.5	Steve Grogan (4 games) (95-48)

COMPLETION PERCENTAGE (CONT.)

Game –

92.9	Tom Brady vs. Jacksonville, Jan 12, 2008 (28-26)*
83.3	Tony Eason at Miami, Jan. 12, 1986 (12-10)
77.3	Tom Brady vs. L.A. Chargers, Jan. 13, 2019 (44-34)
76.5	Tom Brady vs. Denver, Jan. 14, 2012 (34-26)
76.2	Tom Brady vs. Pittsburgh, Jan. 22, 2017 (42-32)

PASSING TOUCHDOWNS

Career –

73	Tom Brady (41 games)*
7	Tony Eason (5 games)
6	Drew Bledsoe (7 games)
3	Steve Grogan (4 games)
2	Vito "Babe" Parilli (2 games)

Game –

6	Tom Brady vs. Denver, Jan. 14, 2012**
4	Tom Brady vs. Seattle, Feb. 1, 2015

INTERCEPTIONS

Career –

35	Tom Brady (41 games)
12	Drew Bledsoe (7 games)
7	Steve Grogan (4 games)
2	Vito "Babe" Parilli (2 games)

Game –

4	Drew Bledsoe vs. Green Bay, Jan. 26, 1997
3	Drew Bledsoe at Cleveland, Jan. 1, 1995
	Tom Brady vs. Baltimore, Jan. 10, 2010
	Tom Brady vs. San Diego, Jan. 20, 2008
	Tom Brady at San Diego, Jan. 14, 2007

PASSER RATING

Career (Minimum 25 attempts) –

115.6	Tony Eason (5 games)
89.8	Tom Brady (41 games)
67.8	Vito "Babe" Parilli (2 games)
54.9	Drew Bledsoe (7 games)
50.4	Scott Zolak (2 games)

Game (Minimum 25 attempts) –

141.4	Tom Brady vs. Jacksonville, Jan. 12, 2008
137.6	Tom Brady vs. Denver, Jan. 14, 2012
132.0	Tony Eason at N.Y. Jets, Dec. 28, 1985
130.9	Tony Eason at Miami, Jan. 12, 1986
130.5	Tom Brady at Pittsburgh, Jan. 23, 2005

**** Tied NFL Record** ***NFL Record**

INDIVIDUAL PLAYOFF RECORDS

PLAYOFF RECEIVING

RECEPTIONS

Career –

118	Julian Edelman (19 games)
81	Rob Gronkowski (16 games)
69	Wes Welker (9 games)
59	James White (12 games)
58	Troy Brown (20 games)

Game –

15	James White vs. L.A. Chargers, Jan. 13, 2019**
14	James White vs. Atlanta, Feb. 5, 2017
11	Danny Amendola vs. Tennessee, Jan. 13, 2018
	Shane Vereen vs. Seattle, Feb. 1, 2015
	Wes Welker vs. N.Y. Giants, Feb. 3, 2008
	Deion Branch vs. Philadelphia, Feb. 6, 2005

Double-Digit Reception Games –

3	Julian Edelman
2	Deion Branch
	James White

RECEIVING YARDS

Career –

1,442	Julian Edelman (19 games)
1,163	Rob Gronkowski (16 games)
852	Deion Branch (14 games)
709	Danny Amendola (13 games)
694	Troy Brown (20 games)

Game –

180	Chris Hogan vs. Pittsburgh, Jan. 22, 2017 (9 rec)
153	Deion Branch at Denver, Jan. 14, 2006 (8)
152	Danny Amendola vs. Philadelphia, Feb. 4, 2018 (8)
151	Julian Edelman vs. LAC, Jan. 13, 2019 (9)
145	Rob Gronkowski vs. Denver, Jan 14, 2012 (10)

RECEIVING YARDS (CONT.)

100-yard Receiving Games –

6	Julian Edelman
4	Deion Branch
	Rob Gronkowski
3	Wes Welker

TOUCHDOWN RECEPTIONS

Career –

12	Rob Gronkowski (16 games)
7	David Givens (8 games)
6	Danny Amendola (13 games)
5	Julian Edelman (19 games)
4	Deion Branch (14 games)
	Chris Hogan (9 games)
	Wes Welker (9 games)

Game –

3	Rob Gronkowski vs. Denver, Jan. 14, 2012
2	Rob Gronkowski vs. Philadelphia, Feb. 4, 2018
	Danny Amendola vs. Jacksonville, Jan. 21, 2018
	Chris Hogan vs. Pittsburgh, Jan. 22, 2017
	Rob Gronkowski vs. Kansas City, Jan. 16, 2016
	Danny Amendola vs. Baltimore, Jan. 10, 2015
	Julian Edelman vs. Baltimore, Jan. 10, 2010
	Shane Vereen vs. Houston, Jan. 13, 2013
	Benjamin Watson vs. Jacksonville, Jan. 12, 2008
	Larry Garron at Buffalo, Dec. 28, 1963
	Stanley Morgan at Denver, Jan. 4, 1987

LONGEST RECEPTIONS

73	Deion Branch from Tom Brady, at Denver, 1/14/06
63t	Benjamin Watson from Tom Brady, vs. Jax., 1/7/06
61t	Deion Branch from Tom Brady, vs. Denver, 1/14/12
60t	Deion Branch from Tom Brady, at Pittsburgh, 1/23/05
59t	Larry Garron from Babe Parilli, at Buffalo, 12/28/63

PLAYOFF SCRIMMAGE YARDS

SCRIMMAGE YARDS (RUSHING & RECEIVING)

Career –

1,523	Julian Edelman (19 games) (81 rush, 1,442 rec.)
1,163	Rob Gronkowski (16 games) (0 rush, 1,163 rec.)
893	Deion Branch (14 games) (41 rush, 852 rec.)
837	Kevin Faulk (19 games) (425 rush, 412 rec.)
725	Danny Amendola (13 games) (16 rush, 709 rec.)

SCRIMMAGE YARDS (CONT.)

Game –

180	Chris Hogan vs. PIT, Jan. 22, 2017 (0 rush, 180 rec.)
175	Curtis Martin vs. PIT, Jan. 5, 1997 (166 rush, 9 rec.)
166	LeGarrete Blount vs. IND, Jan. 11, 2014 (166 rush)
164	Larry Garron at BUF, Dec. 28, 1963 (44 rush, 120 rec.)
162	Laurence Maroney vs. JAX, Jan. 12, 2008 (122 rush, 40 rec.)

PLAYOFF SACKS

SACKS

Career –

16.0	Willie McGinest (18 games)*
8.0	Mike Vrabel (17 games)
6.0	Rob Ninkovich (15 games)
5.5	Trey Flowers (9 games)
	Kyle Van Noy (10 games)

Game –

4.5	Willie McGinest vs. Jacksonville, Jan. 7, 2006*
3.0	Garin Veris vs. N.Y. Jets, Dec. 28, 1985
3.0	Willie McGinest vs. Tennessee, Jan. 10, 2004
2.5	Trey Flowers vs. Atlanta, Feb. 5, 2017
	Jarvis Green vs, Indianapolis, Jan. 18, 2004

**** Tied NFL Record** *** NFL Record**

INDIVIDUAL PLAYOFF RECORDS

PLAYOFF INTERCEPTIONS

INTERCEPTIONS

Career –

7	Rodney Harrison (9 games)
5	Asante Samuel (14 games)
4	Duron Harmon (17 games)
	Ty Law (12 games)
3	Fred Marion (6 games)

Game –

3	Ty Law vs. Indianapolis, Jan. 18, 2004
2	Alfonzo Dennard vs. Indianapolis, Jan. 11, 2014
	Rodney Harrison vs. Philadelphia, Feb. 6, 2005
	Eugene Wilson at Pittsburgh, Jan. 23, 2005
	Ronnie Lippett at L.A. Raiders, Jan. 5, 1986
	Bob Dee at Buffalo, Dec. 28, 1963
	Ross O'Hanley at Buffalo, Dec. 28, 1963

INTERCEPTION RETURN YARDAGE

Career –

158	Asante Samuel (14 games)
118	Rodney Harrison (9 games)
73	Ty Law (12 games)
69	Fred Marion (6 games)
45	Jamie Collins (8 games)

INTERCEPTION RETURN YARDAGE (CONT.)

Game –

87	Rodney Harrison at Pittsburgh, Jan. 23, 2005 (1 int.)
73	Asante Samuel vs. Jacksonville, Jan. 7, 2006 (1)
47	Ty Law vs. St. Louis, Feb. 3, 2002 (1)
40	Todd Collins vs. Miami, Dec. 28, 1997 (1)
39	Asante Samuel at Indianapolis, Jan. 21, 2007 (1)

LONGEST INTERCEPTION RETURN

87	Rodney Harrison, at Pittsburgh, Jan. 23, 2005 (TD)
73	Asante Samuel, vs. Jacksonville, Jan. 7, 2006 (TD)
47	Ty Law, vs. St. Louis, Feb. 3, 2002 (TD)
40	Todd Collins vs. Miami, Dec. 28, 1997 (TD)
39	Asante Samuel at Indianapolis, Jan. 21, 2007 (TD)

INTERCEPTION RETURNS FOR TOUCHDOWNS

3	Asante Samuel (14 games)
1	Rodney Harrison (9 games)
	Ty Law (12 games)
	Todd Collins (5 games)

PLAYOFF PUNTS

PUNTS

Career –

58	Ryan Allen (16 games)
43	Tom Tupa (6 games)
35	Rich Camarillo (6 games)
34	Ken Walter (6 games)
23	Josh Miller (5 games)

Game –

9	Rich Camarillo at Denver, Jan. 4, 1987 (50.2 avg.)
8	Ken Walter vs. St. Louis, Feb. 3, 2002 (43.1)
	Ken Walter vs. Oakland, Jan. 19, 2002 (35.0)
	Tom Tupa, at Jacksonville, Jan. 3, 1999 (47.3)
	Tom Tupa, vs. Green Bay, Jan. 26, 1997 (45.1)

PUNT AVERAGE

Career (Minimum 10 Punts) –

45.7	Todd Sauerbrun (14 punts)
44.5	Rich Camarillo (35 punts)
44.2	Zoltan Mesko (21 punts)
43.0	Josh Miller (23 punts)
42.9	Ryan Allen (58 punts)

Game –

52.8	Zoltan Mesko vs. Houston, Jan. 13, 2013 (5 punts)
51.4	Todd Sauerbrun at Indianapolis, Jan. 14, 2007 (5 punts)
50.2	Rich Camarillo at Denver, Jan. 4, 1987 (9 punts)
49.0	Ryan Allen vs. Seattle, Feb. 1, 2015 (4 punts)
47.3	Tom Tupa vs. Jacksonville, Jan. 3, 1999 (8 punts)

LONGEST PUNTS

68	Tom Yewcic at San Diego, Jan. 5, 1964
64	Ryan Allen vs. Seattle, Feb. 1, 2015
	Zoltan Mesko vs. Houston, Jan. 13, 2013
62	Rich Camarillo vs. Chicago, Jan. 26, 1986
61	Jake Bailey vs. Tennessee, Jan. 4, 2020
	Zoltan Mesko vs. Houston, Jan. 13, 2013

PLAYOFF PUNT RETURNS

PUNT RETURNS

Career –

39	Julian Edelman (19 games)
33	Troy Brown (20 games)
18	David Meggett (5 games)
9	Danny Amendola (13 games)
8	Wes Welker (9 games)
	Irving Fryar (4 games)

PUNT RETURNS (CONT.)

Game –

7	David Meggett vs. Pittsburgh, Jan. 5, 1997
5	Julian Edelman vs. L.A. Chargers, Jan. 13, 2019
	Troy Brown vs. Oakland, Jan. 19, 2002
	Julian Edelman vs. Indianapolis, Jan. 11, 2014
4	Julian Edelman vs. Houston, Jan. 14, 2017
	Wes Welker vs. Baltimore, Jan. 20, 2013
	Tim Dwight vs. Jacksonville, Jan. 7, 2006
	Troy Brown vs. Carolina, Feb. 1, 2004
	Troy Brown at Jacksonville, Jan. 3, 1999
	David Meggett vs. Green Bay, Jan. 26, 1997
	Irving Fryar at N.Y. Jets, Dec. 28, 1985

INDIVIDUAL PLAYOFF RECORDS

PLAYOFF PUNT RETURNS (CONT.)

PUNT RETURN YARDS

Career –

443	Julian Edelman (19 games)
315	Troy Brown (20 games)
165	David Meggett (5 games)
106	Danny Amendola (13 games)
85	Wes Welker (9 games)

Game –

80	Troy Brown at Pittsburgh, Jan. 27, 2002
72	David Meggett vs. Pittsburgh, Jan. 5, 1997
71	Julian Edelman vs. Indianapolis, Jan. 18, 2015
56	Wes Welker vs. Baltimore, Jan. 20, 2013
49	Troy Brown vs. Oakland, Jan. 19, 2002

LONGEST PUNT RETURN

55t	Troy Brown at Pittsburgh, Jan. 27, 2002
45	Julian Edelman vs. Indianapolis, Jan. 18, 2015
41	Julian Edelman vs. N.Y. Jets, Jan. 16, 2011
28	Danny Amendola at Denver, Jan. 24, 2016
	Wes Welker vs. Baltimore, Jan. 20, 2013
	Julian Edelman vs. Baltimore, Jan. 10, 2010
	Troy Brown vs. Carolina, Feb. 1, 2004
	Art Graham at Buffalo., Dec. 28, 1963

PLAYOFF KICKOFF RETURNS

KICKOFF RETURNS

Career –

17	Ellis Hobbs (8 games)
15	Patrick Pass (10 games)
	Stephen Starring (5 games)
12	Laurence Maroney (7 games)
11	Bethel Johnson (6 games)
	Dion Lewis (6 games)

Game –

7	Stephen Starring vs. Chicago, Jan. 26, 1986
6	Ellis Hobbs at Indianapolis, Jan. 21, 2007
	Derrick Cullors at Jacksonville, Jan. 3, 1999
5	Danny Amendola vs. Baltimore, Jan. 10, 2015
	Brandon Tate vs. N.Y. Jets, Jan. 16, 2011
	Patrick Pass vs. Oakland, Jan. 19, 2002
	David Meggett vs. Green Bay, Jan. 26, 1997

KICKOFF RETURN YARDS

Career –

471	Ellis Hobbs (8 games)
336	Patrick Pass (10 games)
315	Stephen Starring (5 games)
268	Dion Lewis (6 games)
257	Laurence Maroney (7 games)

KICKOFF RETURN YARDS (CONT.)

Game –

220	Ellis Hobbs at Indianapolis, Jan. 21, 2007
153	Stephen Starring, vs. Chicago, Jan. 26, 1986
125	Danny Amendola vs. Baltimore, Jan. 10, 2015
124	Dion Lewis vs. Houston, Jan. 14, 2017
117	David Meggett vs. Green Bay, Jan. 26, 1997

LONGEST KICKOFF RETURN

98t	Dion Lewis vs. Houston, Jan. 14, 2017
80	Ellis Hobbs at Indianapolis, Jan. 21, 2007
47	Raymond Clayborn vs. Houston, Dec. 31, 1978
43	Laurence Maroney vs. N.Y. Giants, Feb. 3, 2008
42	Darius Butler vs. Baltimore, Jan. 10, 2010

TEAM PLAYOFF RECORDS

MOST POINTS SCORED

45	vs. Ind., Jan. 18, 2015 (W 45-7)
45	vs. Denver, Jan. 14, 2012 (W 45-10)
43	vs. Ind., Jan. 11, 2014 (W 43-22)
41	vs. L.A. Chargers, Jan. 13, 2019 (W 41-28)
	vs. Houston, Jan. 13, 2013 (W 41-28)
	at Pittsburgh, Jan. 23, 2005 (W 41-27

FEWEST POINTS ALLOWED

3	vs. L.A. Rams, Feb. 3, 2019 (W 13-3)
	vs. Jacksonville, Jan. 7, 2006 (W 28-3)
	vs. Indianapolis, Jan. 16, 2005 (W 20-3)
	vs. Miami, Dec. 28, 1997 (W 17-3)
	vs. Pittsburgh, Jan. 5, 1997 (W 28-3)
6	vs. Jacksonville, Jan.12, 1997 (W 20-6)

FIST DOWNS

Total –

37	vs. Atlanta, Feb. 5, 2017
36	at Kansas City, Jan. 20, 2019
31	vs. Tennessee. Jan. 13, 2018
31	vs. Denver. Jan. 14, 2012
30	vs. L.A. Chargers, Jan. 13, 2019

Rushing –

15	at Kansas City, Jan. 20, 2019
	at Miami, Jan. 12, 1986
14	vs. Indianapolis, Jan. 18, 2015
13	vs. Indianapolis, Jan. 11, 2014
	vs. San Diego, Jan. 20, 2008
	vs. N.Y. Jets, Jan. 7, 2007

Passing –

26	vs. Atlanta, Feb. 5, 2017
23	vs. Philadelphia, Feb. 4, 2018
22	vs. Baltimore, Jan. 10, 2015
21	vs. Seattle, Feb. 1, 2015
20	at Kansas City, Jan. 20, 2019
	vs. Tennessee, Jan. 13, 2018

Penalty –

7	at Oakland, Dec. 18, 1976
4	vs. L.A. Rams, Feb. 3, 2019
	vs. Atlanta, Feb. 5, 2017
	at Denver, Jan. 24, 2016

Third Down Efficiency –

.688	vs. N.Y. Jets, Jan. 7, 2007 (11/16)
.684	at Kansas City, Jan. 20, 2019 (13/19)
.667	vs. Indianapolis, Jan. 18, 2015 (12/18)
.647	vs. Tennessee, Jan. 13, 2018 (11/18)
.647	vs. Pittsburgh, Jan. 22, 2017 (11/17)

TOTAL NET YARDS

Game –

613	vs. Philadelphia, Feb.4, 2018 (113 R, 500 P, 72 plays)
546	vs. Atlanta, Feb. 5, 2017 (104 R, 442 P, 93 plays)
524	at Kansas City, Jan. 20, 2019 (176 R, 348 P, 94 plays)
509	vs. Denver, Jan. 14, 2012 (146 R, 363 P, 64 plays)
498	vs. L.A. Chargers, Jan. 13, 2019 (155 R, 343 P, 78 plays)

NUMBER OF PLAYS

94	at Kansas City, Jan. 20, 2019 (48R, 46P)
93	vs. Atlanta,Feb. 5, 2017 (25R,68P)
84	vs. Oak., Jan. 19, 2002 (30R, 54P)
83	vs. Carolina, Feb. 1, 2004 (35R, 48P)
82	vs. Baltimore, Jan. 20, 2013 (28R, 54P)

NUMBER OF TWO-POINT PLAYS MADE

2	vs. Atlanta, Feb. 5, 2017 (1R, 1P)
1	Four times. Most Recent:
	vs. Indianapolis, Jan. 11, 2014 (1R)

RUSHING

Attempts –

59	at Miami, Jan. 12, 1986
49	at Oakland, Dec. 18, 1976
	at L.A. Raiders, Jan. 5, 1986
48	at Kansas City, Jan. 20, 2019
46	vs. Indianapolis, Jan. 11, 2014
40	vs. Indianapolis, Jan. 18, 2015

Rushing Yards –

255	at Miami, Jan. 12, 1986
234	vs. Indianapolis, Jan. 11, 2014
210	vs. Indianapolis, Jan. 16, 2005
194	vs. Pittsburgh, Jan. 5, 1997
177	vs. Indianapolis, Jan. 18, 2015

Rushing Touchdowns –

6	vs. Indianapolis, Jan. 11, 2014
4	at Kansas City, Jan. 20, 2019
	vs. L.A. Chargers, Jan. 13, 2019
3	vs. Pittsburgh, Jan. 5, 1997
	vs. Indianapolis, Jan. 18, 2015

PASSING

Attempts –

63	vs. Atlanta, Feb. 5, 2017
56	at Denver, Jan. 24, 2016
54	vs. Baltimore, Jan. 20, 2013
53	vs. Tennessee, Jan. 13, 2018
52	vs. Oakland, Jan. 19, 2002

Completions –

43	vs. Atlanta, Feb. 5, 2017*
37	vs. Seattle, Feb. 1, 2015
35	vs. Tennessee, Jan. 13, 2018
34	vs. L.A. Chargers, Jan. 13, 2019
34	vs. Baltimore, Jan. 10, 2015

Net Yards Passing –

500	vs. Philadelphia, Feb. 4, 2018*
442	vs. Atlanta, Feb. 5, 2017
408	vs. Baltimore, Jan. 10, 2015
374	vs. Pittsburgh Jan. 22, 2017
363	vs. Denver, Jan. 14, 2012

***NFL Record**

TEAM PLAYOFF RECORDS

PASSING TOUCHDOWNS

6 vs. Denver, Jan. 14, 2012
4 vs. Seattle, Feb. 1, 2015
vs. Baltimore, Jan. 10, 2015
3 vs. Philadelphia, Feb. 4, 2018
vs. Tennessee, Jan. 13, 2018
vs. Pittsburgh, Jan. 22, 2017
vs. Indianapolis, Jan. 18, 2015
vs. Houston, Jan. 13, 2013
vs. Jacksonville, Jan. 12, 2008
vs. Jacksonville, Jan. 7, 2006
vs. Carolina, Feb. 1, 2004
at Miami, Jan. 12, 1986

Interceptions (Most) –
4 vs. Green Bay, Jan. 26, 1997
3 Five Times. Most Recent:
vs. Baltimore, Jan. 10, 2010

Interceptions (Fewest) –
0 Many times, Most Recent:
vs. L.A. Chargers, Jan. 13, 2019

PUNTING

Most Punts For –
9 at Denver, Jan. 4, 1987 (50.2 avg.)
8 Four times. Most Recent:
vs. St. Louis Feb. 3, 2002 (43.1)

Fewest Punts For –
0 vs. Philadelphia, Feb. 4, 2018
1 vs. Jacksonville, Jan. 12, 2008
2 at Kansas City, Jan. 20, 2019
vs. Pittsburgh, Jan. 22, 2017
vs. Baltimore, Jan. 22, 2012
vs. N.Y. Jets, Jan. 7, 2007
vs. Indianapolis, Jan. 18, 2004

DEFENSE

Fewest Yards Allowed –
162 vs. Miami, Dec. 28, 1997
209 vs. Indianapolis, Jan. 18, 2015
213 vs. Pittsburgh, Jan. 5, 1997
230 vs. Oakland, Jan. 19, 2002

Most Yards Allowed –
610 at San Diego, Jan. 5, 1963
538 vs. Philadelphia, Feb. 4, 2018
507 at Denver, Jan. 19, 2014
455 at Indianapolis, Jan. 21, 2007
448 vs. Miami, Jan 8, 1983

Sacks –
8 vs. Tennessee, Jan. 13, 2018 (52 yds)
6 vs. Jacksonville, Jan. 7, 2006 (42 yds)
5 vs. Atlanta, Feb. 5, 2017 (44 yds)
vs. Denver, Jan. 14, 2012 (28 yds)
vs. Green Bay, Jan. 26, 1997 (38)
at N.Y. Jets, Dec. 28, 1985 (51)

DEFENSE (CONT.)

Interceptions –
4 vs. Indianapolis, Jan. 11, 2014
vs. Indianapolis, Jan. 18, 2004
at Buffalo, Dec. 28, 1964
3 vs. Houston, Jan. 14, 2017
vs. Philadelphia, Feb. 6, 2005
at Pittsburgh, Jan. 23, 2005
at Pittsburgh, Jan. 27, 2002
at L.A. Raiders, Jan. 5, 1986

Turnovers Forced –
6 at Miami, Jan. 12, 1986 (2 INT, 4 FR)
at L.A. Raiders, Jan. 5, 1986 (3 INT, 3 FR)
at Buffalo, Dec. 28, 1963 (4 INT, 2 FR)
5 vs. Ind., Jan. 18, 2004 (4 INT, 1 FR)
4 vs. Ind., Jan. 11, 2014 (4 INT)
at S.D., Jan. 14, 2007 (1 INT, 3 FR)
vs. Phila., Feb. 6, 2005 (3 INT, 1 FR)
at Pitt., Jan. 23, 2005 (3 INT, 1 FR)
at Pitt., Jan. 27, 2002 (3 INT, 1 FR)
vs. Jac., Jan. 12, 1997 (2 INT, 2 FR)
at N.Y. Jets, Dec. 28, 1985 (2 INT, 2 FR)

PENALTIES

Most –
12 at Pittsburgh Jan. 27, 2002 (87 yds)
10 at Oakland, Dec. 18, 1976 (83)
9 vs. L.A. Chargers, Jan. 13, 2019 (75)
8 at Indianapolis, Jan. 21, 2007 (63)
at Denver, Jan. 14, 2006 (82)
vs. Carolina, Feb. 1, 2004 (60)
vs. Houston, Dec. 31, 1978 (92)

Fewest –
1 vs. Philadelphia, Feb. 4, 2018 (5 yds)
vs. Jacksonville, Jan. 21, 2018 (10)
vs. Baltimore, Jan. 22, 2012 (5)
at Pittsburgh, Jan. 23, 2005 (5)
vs. Oakland Jan. 19, 2002 (15)
at N.Y. Jets, Dec. 28, 1985 (10)
at San Diego, Jan. 5, 1964 (18)

Most Yards Lost –
92 vs. Hou., Dec. 31, 1978 (8 pen.)
87 at Pittsburgh Jan. 27, 2002 (12)
83 at Oakland, Dec. 18, 1976 (10)
82 at Denver, Jan. 14, 2006 (8)

Fewest Yards Lost –
5 vs. Philadelphia, Feb. 4, 2018 (1)
vs. Baltimore, Jan. 22, 2012 (1)
at Pittsburgh, Jan. 23, 2005 (1)
vs. Jacksonville, Jan. 12, 1997 (2)
10 vs. Jacksonville, Jan. 21, 2018 (1)
vs. Pittsburgh, Jan. 22, 2017 (2)
at N.Y. Jets, Dec. 28, 1985 (1)
14 vs. Tennessee, Jan. 10, 2004 (2)

GREATEST PLAYOFF COMEBACKS

Rank	Date	Opponent	Largest Deficit	Largest Deficit Score	Final Score
1.	02/05/17	vs. Atlanta	25 points	28-3	34-28 ot
2.	01/10/15	vs. Baltimore	14 Points	14-0, 28-14	35-31
3.	01/21/18	vs. Jacksonville	11 Points	14-3	24-20
	01/14/07	@ San Diego	11 Points	14-3	24-21

1963 AFL CHAMPIONSHIP GAME

1963 AFL CHAMPIONSHIP GAME • SAN DIEGO 51, BOSTON 10 • BALBOA STADIUM

January 5, 1964 • Weather: 71 degrees; wind NW 11 mph • Attendance - 30,127

	1	2	3	4	OT	F
Boston Patriots	7	3	0	0	--	10
San Diego Chargers	21	10	7	13	--	51

TEAM	Q	PLAY	SCORE Visitor	SCORE Home
SD	1	T. Rote 2 yd run (G. Blair kick)	0	7
SD	1	K. Lincoln 67 yd run (G. Blair kick)	0	14
BOS	1	L. Garron 7 yd run (G. Cappelletti kick)	7	14
SD	1	P. Lowe 58 yd run (G. Blair kick)	7	21
SD	2	G. Blair 11 yd field goal	7	24
BOS	2	G. Cappelletti 15 yd field goal	10	24
SD	2	D. Norton 14 yd pass from T. Rote (G. Blair kick)	10	31
SD	3	L. Alworth 48 yd pass from T. Rote (G. Blair kick)	10	38
SD	4	K. Lincoln 25 yd pass from J. Hadl (pass failed)	10	44
SD	4	J. Hadl 1 yd run (G. Blair kick)	10	51

FINAL INDIVIDUAL STATISTICS

RUSHING	NO	YDS	AVG	LG	TD
H. Crump	7	18	2.6	6	0
L. Garron	3	15	5.0	7t	1
B. Lott	3	15	5.0	6	0
T. Yewcic	1	14	14.0	14	0
V. Parilli	1	10	10.0	10	0
R. Burton	1	3	3.0	3	0
Patriots:	**16**	**75**	**4.7**	**14**	**1**

RUSHING	NO	YDS	AVG	LG	TD
K. Lincoln	13	206	15.8	67t	1
P. Lowe	12	94	7.8	58t	1
T. Rote	4	15	3.8	10	1
G. McDougall	1	2	2.0	2	0
J. Hadl	1	1	1.0	1t	1
B. Jackson	1	0	0.0	0	0
Chargers:	**32**	**318**	**9.9**	**67t**	**4**

RECEIVING	NO	YDS	AVG	LG	TD
R. Burton	4	12	3.0	8	0
J. Colclough	3	26	8.7	10	0
G. Cappelletti	2	72	36.0	49	0
A. Graham	2	68	34.0	45	0
H. Crump	2	28	14.0	28	0
B. Lott	2	16	8.0	11	0
L. Garron	2	6	3.0	5	0
Patriots:	**17**	**228**	**13.4**	**49**	**0**

RECEIVING	NO	YDS	AVG	LG	TD
K. Lincoln	7	123	17.6	32	1
L. Alworth	4	77	19.3	48	1
J. MacKinnon	2	53	26.5	33	0
D. Norton	2	44	22.0	30	1
D. Kocourek	1	5	5.0	5	0
G. McDougall	1	3	3.0	3	0
Chargers:	**17**	**305**	**17.9**	**48**	**3**

INTERCEPTIONS	NO	YDS	AVG	LG	TD
None					

INTERCEPTIONS	NO	YDS	AVG	LG	TD
B. Mitinger	1	5	5.0	5	0
P. Maguire	1	10	10.0	10	0
Chargers:	**2**	**15**	**7.5**	**10**	**0**

PUNTING	NO	YDS	AVG	LG
T. Yewcic	7	328	46.9	68

PUNTING	NO	YDS	AVG	LG
R. Maguire	2	87	43.5	44

PUNT RET.	NO	YDS	AVG	LG	TD
None					

PUNT RET.	NO	YDS	AVG	LG	TD
None					

KICKOFF RET.	NO	YDS	AVG	LG	TD
L. Garron	2	32	16.0	17	0
H. Crump	2	31	15.5	22	0
R. Burton	2	27	13.5	18	0
B. Suci	1	18	18.0	18	0
T. Romeo	1	9	9.0	9	0
B. Yates	1	5	5.0	5	0
Patriots:	**9**	**122**	**13.6**	**22**	**0**

KICKOFF RET.	NO	YDS	AVG	LG	TD
L. Alworth	2	47	23.5	28	0
P. Lowe	1	23	23.0	23	0
Chargers:	**3**	**70**	**23.3**	**62**	**0**

PASSING	A	C	YDS	PCT.	TD	I	LG	S/YD	RATING
B. Parilli	29	14	189	48.3	0	1	49	0/0	55.1
T. Yewcic	8	3	39	37.5	0	1	23	0/0	14.1
Patriots:	**37**	**17**	**228**	**45.9**	**0**	**2**	**45**	**0/0**	**43.5**

PASSING	A	C	YDS	PCT.	TD	I	LG	S/YD	RATING
T. Rote	15	10	173	66.6	2	0	48	0/0	145.3
J. Hadl	10	6	112	60.0	1	0	33	0/0	132.1
K. Lincoln	1	1	20	100.0	0	0	20	0/0	118.8
Chargers:	**25**	**16**	**305**	**64.0**	**3**	**0**	**48**	**0/0**	**145.8**

TEAM STATISTICS	BOS	SD
TOTAL FIRST DOWNS	**14**	**21**
By Rushing	6	11
By Passing	8	9
By Penalty	0	1
TOTAL NET YARDS	**262**	**610**
Total Offensive Plays	59	60
NET YARDS RUSHING	**75**	**318**
Total Rushing Plays	16	32
Avg. per Rush	4.7	9.9
NET YARDS PASSING	**186**	**292**
Gross Yards Passing	228	305
Att.-Comp.-I	37-17-2	26-17-0
Completion Pct.	45.9	65.4
PUNTS/AVERAGE	**7/47**	**2/43.5**
PENALTIES/YARDS	**1/18**	**6/30**
FUMBLES/BALLS LOST	**1/0**	**1/1**
FIELD GOALS	**15**	**11**

BOSTON PATRIOTS STARTING LINEUP

WR	G. Cappelletti	DE	B. Dee
T	D. Oakes	DT	H. Antwine
G	C. Long	DT	J. Richardson
C	W. Cudzik	DE	L. Eisenhauer
G	B. Neighbors	LB	T. Addison
T	M. Graham	LB	N. Buoniconti
TE	T. Romeo	LB	J. Rudolph
WR	J. Colclough	CB	D. Felt
QB	V. Parilli	CB	B. Suci
RB	R. Burton	S	R. Hall
FB	L. Garron	S	R. O'Hanley

SAN DIEGO CHARGERS STARTING LINEUP

WR	D. Norton	DE	E. Faison
T	E. Wright	DT	H. Schmidt
G	S. DeLuca	DT	G. Gross
C	D. Rogers	DE	B. Patrich
G	P. Shea	LB	E. Karas
T	R. Mix	LB	C. Allen
TE	D. Kocourck	LB	P. Maguire
WR	L. Alworth	CB	B. Whitehead
QB	T. Rote	CB	D. Harris
RB	K. Lincoln	S	G. Blair
FB	P. Lowe	S	G. Glick

GAME NOTES

- This was the first of 10 championship games involving the Patriots. (also Super Bowls XX, XXXI, XXXVI, XXXVIII, XXXIX, XLII, XLVI, XLIX and LI).
- The 610 yards yielded by the Patriots defense still ranks as the highest total ever given up by the Patriots.
- The Patriots committed only one penalty versus the Chargers. It is the lowest single game total in team playoff history (tied with Dec. 28, 1985 at N.Y. Jets).

SUPER BOWL XX

SUPER BOWL XX • CHICAGO 46, NEW ENGLAND 10 • LOUISIANA SUPERDOME

January 26, 1986 • Weather: Indoors • Attendance - 73,818

	1	2	3	4	OT	F
Chicago Bears	13	10	21	2	--	46
New England Patriots	3	0	0	7	--	10

TEAM	Q	PLAY	SCORE Visitor	SCORE Home
NE	1	T. Franklin 36 yd field goal	0	3
CHI	1	K. Butler 28 yd field goal	3	3
CHI	1	K. Butler 24 yd field goal	6	3
CHI	1	M. Suhey 11 yd run (K. Butler kick)	13	3
CHI	2	J. McMahon 2 yd run (K. Butler kick)	20	3
CHI	2	K. Butler 24 yd field goal	23	3
CHI	3	J. McMahon 1 yd run (K. Butler kick)	30	3
CHI	3	R. Phillips 28 yd interception return (K. Butler kick)	37	3
CHI	3	W. Perry 1 yd run (K. Butler kick)	44	3
NE	4	I. Fryar 8 yd pass from S. Grogan (T. Franklin kick)	44	10
CHI	4	Safety, S. Grogan tackled by H. Waechter in end zone	46	10

FINAL INDIVIDUAL STATISTICS

RUSHING	NO	YDS	AVG	LG	TD
T. Collins	3	4	1.3	3	0
R. Weathers	1	3	3.0	3	0
S. Grogan	1	3	3.0	3	0
C. James	5	1	0.2	3	0
G. Hawthorne	1	-4	-4.0	-4	0
Patriots:	**11**	**7**	**0.6**	**3**	**0**

RUSHING	NO	YDS	AVG	LG	TD
W. Payton	22	61	2.8	7	0
M. Suhey	11	52	4.7	11	1
T. Sanders	4	15	3.8	10	0
D. Gentry	3	15	5.0	8	0
J. McMahon	5	14	2.8	7	2
C. Thomas	2	8	4.0	7	0
W. Perry	1	1	1.0	1t	1
S. Fuller	1	1	1.0	1	0
Bears:	**49**	**167**	**3.4**	**11**	**4**

RECEIVING	NO	YDS	AVG	LG	TD
S. Morgan	7	70	10.0	19	0
S. Starring	2	39	19.5	24	0
I. Fryar	2	24	12.0	16	1
T. Collins	2	19	9.5	11	0
D. Ramsey	2	16	8.0	11	0
C. James	1	6	6.0	6	0
R. Weathers	1	3	3.0	3	0
Patriots:	**17**	**177**	**10.4**	**24**	**1**

RECEIVING	NO	YDS	AVG	LG	TD
W. Gault	4	129	32.3	60	0
D. Gentry	2	41	20.5	27	0
K. Margerum	2	36	18.0	29	0
E. Moorehead	2	22	11.0	14	0
M. Suhey	1	24	24.0	24	0
C. Thomas	1	4	4.0	4	0
Bears:	**12**	**256**	**21.3**	**60**	**0**

INTERCEPTIONS	NO	YDS	AVG	LG	TD
None					

INTERCEPTIONS	NO	YDS	AVG	LG	TD
R. Phillips	1	28	28.0	28t	1
J. Morrissey	1	47	47.0	47	0
Bears:	**2**	**75**	**37.5**	**47**	**1**

PUNTING	NO	YDS	AVG	TB	IN20	LG
R. Camarillo	6	263	43.8	1	1	62

PUNTING	NO	YDS	AVG	TB	IN20	LG
M. Buford	4	173	43.3	1	1	52

PUNT RET.	NO	FC	YDS	AVG	LG	TD
I. Fryar	2	0	22	11.0	12	0

PUNT RET.	NO	FC	YDS	AVG	LG	TD
K. Ortego	2	1	20	10.0	12	0

KICKOFF RET.	NO	YDS	AVG	LG	TD
S. Starring	7	153	21.9	36	0

KICKOFF RET.	NO	YDS	AVG	LG	TD
W. Gault	4	49	12.3	18	0

PASSING	A	C	YDS	PCT.	TD	I	LG	S/YD	RATING
S. Grogan	30	17	177	56.7	1	2	24	4/33	57.2
T. Eason	6	0	0	0.0	0	0	0	3/28	39.6
Patriots:	**36**	**17**	**177**	**47.2**	**1**	**2**	**24**	**7/61**	**48.0**

PASSING	A	C	YDS	PCT.	TD	I	LG	S/YD	RATING
J. McMahon	20	12	256	60.0	0	0	60	1/3	104.2
W. Fuller	4	0	0	0.0	0	0	0	1/11	39.6
W. Perry	0	0	0	0.0	0	0	0	1/1	--
Bears:	**24**	**12**	**256**	**50.0**	**0**	**0**	**60**	**3/15**	**88.2**

TEAM STATISTICS	CHI	NE
TOTAL FIRST DOWNS	**23**	**12**
By Rushing	13	1
By Passing	9	10
By Penalty	1	1
Third Down: Md/Att.	7/14	1/10
Third Down: Eff.	50%	10%
TOTAL NET YARDS	**408**	**123**
Total Offensive Plays	76	54
Average Per Play	5.4	2.3
NET YARDS RUSHING	**167**	**7**
Total Rushing Plays	49	11
Avg. per Rush	3.4	0.6
NET YARDS PASSING	**241**	**116**
Sacked/Yards Lost	3/15	7/61
Gross Yards Passing	256	177
Att.-Comp.-I	24-12-0	36-17-2
Completion Pct.	50.0	47.2
PUNTS/AVERAGE	**4/43.4**	**6/43.8**
PENALTIES/YARDS	**7/40**	**5/35**
FUMBLES/BALLS LOST	**3/2**	**4/4**
FIELD GOALS	**28,24,24**	**36**

NE PATRIOTS STARTING LINEUP

WR	S. Morgan	DE	G. Veris
T	B. Holloway	NT	L. Williams
G	J. Hannah	DE	J. Adams
C	P. Brock	LB	A. Tippett
G	R. Wooten	LB	S. Nelson
T	S. Moore	LB	L. McGrew
TE	L. Dawson	LB	D. Blackmon
WR	S. Starring	CB	R. Lippett
QB	T. Eason	CB	R. Clayborn
RB	T. Collins	S	R. James
FB	C. James	S	F. Marion

CHICAGO BEARS STARTING LINEUP

WR	W. Gault	DE	D. Hampton
T	J. Covert	DL	S. McMichael
G	M. Bortz	DL	W. Perry
C	J. Hilgenberg	DE	R. Dent
G	T. Thayer	LB	O. Wilson
T	K. VanHorne	LB	M. Singletary
TE	E. Moorehead	LB	W. Marshall
WR	D. McKinnon	CB	M. Richardson
QB	J. McMahon	CB	L. Frazier
RB	W. Payton	S	D. Duerson
FB	M. Suhey	S	G. Fencik

GAME NOTES

- This game marked the Patriots' first trip to the Super Bowl and the team's first title game appearance in 22 years.
- New England scored the quickest points in Super Bowl history when K Tony Franklin booted a 36-yard field goal 1:19 into the contest.

SUPER BOWL XXXI

SUPER BOWL XXXI • GREEN BAY 35, NEW ENGLAND 21 • LOUISIANA SUPERDOME

January 26, 1997 • Weather: Indoors • Attendance - 72,301

	1	2	3	4	OT	F
New England Patriots	14	0	7	0	--	21
Green Bay Packers	10	17	8	0	--	35

TEAM	Q	PLAY	SCORE Visitor	SCORE Home
GB	1	A. Rison 54 yd pass from B. Favre (C. Jacke kick)	0	7
GB	1	C. Jacke 37 yd field goal	0	10
NE	1	K. Byars 1 yd pass from D. Bledsoe (A. Vinatieri kick)	7	10
NE	1	B. Coates 4 yd pass from D. Bledsoe (A. Vinatieri kick)	14	10
GB	2	A. Freeman 81 yd pass from B. Favre (C. Jacke kick)	14	17
GB	2	C. Jacke 31 yd field goal	14	20
GB	2	B. Favre 2 yd run (C. Jacke kick)	14	27
NE	3	C. Martin 18 yd run (A. Vinatieri kick)	21	27
GB	3	D. Howard 99 yd kickoff return (M. Chmura-B. Favre pass)	21	35

FINAL INDIVIDUAL STATISTICS

RUSHING	NO	YDS	AVG	LG	TD
C. Martin	11	42	3.8	18t	1
D. Bledsoe	1	1	1.0	1	0
D. Meggett	1	0	0	0	0
Patriots:	**13**	**43**	**3.3**	**18t**	**1**

RUSHING	NO	YDS	AVG	LG	TD
D. Levens	14	61	4.4	12	0
E. Bennett	17	40	2.4	10	0
B. Favre	4	12	3.0	12	1
W. Henderson	1	2	2.0	2	0
Packers:	**36**	**115**	**3.2**	**12**	**1**

RECEIVING	NO	YDS	AVG	LG	TD
B. Coates	6	67	11.2	19	1
T. Glenn	4	62	15.5	44	0
K. Byars	4	42	10.5	32	1
S. Jefferson	3	34	11.3	14	0
C. Martin	3	28	9.3	20	0
D. Meggett	3	8	2.7	5	0
V. Brisby	2	12	6.0	7	0
Patriots:	**25**	**253**	**10.1**	**44**	**2**

RECEIVING	NO	YDS	AVG	LG	TD
A. Freeman	3	105	35.0	81t	1
D. Levens	3	23	7.7	14	0
A. Rison	2	77	38.5	54t	1
W. Henderson	2	14	7.0	8	0
M. Chmura	2	13	6.5	8	0
K. Jackson	1	10	10.0	10	0
E. Bennett	1	4	4.0	4	0
Packers:	**14**	**246**	**17.6**	**81t**	**2**

INTERCEPTIONS	NO	YDS	AVG	LG	TD
None					

INTERCEPTIONS	NO	YDS	AVG	LG	TD
B. Williams	1	16	16.0	16	0
M. Prior	1	8	8.0	8	0
D. Evans	1	0	0	0	0
C. Newsome	1	0	0	0	0
Packers:	**4**	**24**	**6.0**	**16**	**0**

PUNTING	NO	YDS	AVG	TB	IN20	LG
T. Tupa	8	361	45.1	0	3	53

PUNTING	NO	YDS	AVG	TB	IN20	LG
C. Hentrich	7	299	42.7	0	1	58

PUNT RET.	NO	FC	YDS	AVG	LG	TD
D. Meggett	4	2	30	7.5	20	0
[DOWNED]	1					

PUNT RET.	NO	FC	YDS	AVG	LG	TD
D. Howard	6	1	90	15.0	34	0
[OUT OF BOUNDS]	1					

KICKOFF RET.	NO	YDS	AVG	LG	TD
D. Meggett	5	117	23.4	26	0
H. Graham	1	18	18.0	18	0
Patriots:	**6**	**135**	**22.5**	**26**	**0**

KICKOFF RET.	NO	YDS	AVG	LG	TD
D. Howard	4	154	38.5	99t	1

PASSING	A	C	YDS	PCT.	TD	I	LG	S/YD	RATING
D. Bledsoe	48	25	253	52.1	2	4	44	5/39	46.6
Patriots:	**48**	**25**	**253**	**52.1**	**2**	**4**	**44**	**5/39**	**46.6**

PASSING	A	C	YDS	PCT.	TD	I	LG	S/YD	RATING
B. Favre	27	14	246	51.9	2	0	81t	5/38	107.9
Packers:	**27**	**14**	**246**	**51.9**	**2**	**0**	**81t**	**5/38**	**107.9**

TEAM STATISTICS	NE	GB
TOTAL FIRST DOWNS	**23**	**12**
By Rushing	3	8
By Passing	12	6
By Penalty	1	2
Third Down: Md/Att.	4/14	3/15
Third Down: Eff.	29%	20%
TOTAL NET YARDS	**257**	**323**
Total Offensive Plays	66	68
Avg. per Play	3.9	4.8
NET YARDS RUSHING	**43**	**115**
Total Rushing Plays	13	36
Avg. per Rush	3.3	3.2
NET YARDS PASSING	**214**	**208**
Sacked/Yards Lost	5/39	5/38
Gross Yards Passing	253	246
Att.-Comp.-Int	48-25-4	27-14-0
Completion Pct.	52.1	51.9
PUNTS/AVERAGE	**8/45.1**	**7/42.7**
PENALTIES/YARDS	**2/22**	**3/41**
FUMBLES/BALLS LOST	**0/0**	**0/0**
FIELD GOALS	None	**37, 31,** 47

NE PATRIOTS STARTING LINEUP

WR	S. Jefferson	DE	F. Collons
T	B. Armstrong	DL	M. Wheeler
G	W. Roberts	DL	P. Sagapolutele
C	D. Wohlabaugh	DE	W. McGinest
G	T. Rucci	LB	C. Slade
T	M. Lane	LB	T. Johnson
TE	B. Coates	LB	T. Collins
WR	T. Glenn	CB	T. Law
QB	D. Bledsoe	CB	O. Smith
RB	C. Martin	S	L. Milloy
FB	K. Byars	S	W. Clay

GREEN BAY PACKERS STARTING LINEUP

WR	A. Freeman	LE	R. White
T	B. Wilkerson	DT	S. Dotson
G	A. Taylor	NT	Gi. Brown
C	F. Winters	DE	S. Jones
G	A. Timmerman	LB	W. Simmons
T	E. Dotson	LB	R. Cox
TE	M. Chmura	LB	B. Williams
WR	A. Rison	CB	C. Newsome
QB	B. Favre	CB	D. Evans
RB	E. Bennett	S	L. Butler
RB	W. Henderson	S	E. Robinson

GAME NOTES

- The Patriots were within six points (27-21) in the third quarter, but Green Bay's four interceptions and a kickoff return for a touchdown helped the Packers to victory.
- The two teams combined for a Super Bowl record 24 points in the first quarter. (New England - 14; Green Bay - 10)
- Green Bay's Desmond Howard became the first special teams player to be awarded the Super Bowl MVP trophy.

SUPER BOWL XXXVI

SUPER BOWL XXXVI • NEW ENGLAND 20, ST. LOUIS 17 • LOUISIANA SUPERDOME

February 3, 2002 • Weather: Indoors • Attendance - 72,922

	1	2	3	4	OT	F
St. Louis Rams	3	0	0	14	--	17
New England Patriots	0	14	3	3	--	20

TEAM	Q	PLAY	SCORE Visitor	SCORE Home
STL	1	J. Wilkins 50 yd field goal	3	0
NE	2	T. Law 47 yd interception return (A. Vinatieri kick)	3	7
NE	2	D. Patten 8 yd pass from T. Brady (A. Vinatieri kick)	3	14
NE	3	A. Vinatieri 37 yd field goal	3	17
STL	4	K. Warner 2 yd run (J. Wilkins kick)	10	17
STL	4	R. Proehl 26 yd pass from K. Warner (J. Wilkins kick)	17	17
NE	4	A.Vinatieri 48 yd field goal	17	20

FINAL INDIVIDUAL STATISTICS

RUSHING	NO	YDS	AVG	LG	TD
M. Faulk	17	76	4.5	15	0
K. Warner	3	6	2.0	5	1
A. Hakim	1	5	5.0	5	0
J. Hodgins	1	3	3.0	3	0
Rams:	**22**	**90**	**4.1**	**15**	**1**

RECEIVING	NO	YDS	AVG	LG	TD
A. Hakim	5	90	18.0	29	0
I. Bruce	5	56	11.2	22	0
T. Holt	5	49	9.8	18	0
M. Faulk	4	54	13.5	22	0
R. Proehl	3	71	23.7	30	1
J. Robinson	2	18	9.0	12	0
E. Conwell	2	8	4.0	9	0
Y. Murphy	1	11	11.0	11	0
J. Hodgins	1	8	8.0	8	0
Rams:	**28**	**365**	**13.0**	**30**	**1**

INTERCEPTIONS	NO	YDS	AVG	LG	TD
None					

PUNTING	NO	YDS	AVG	TB	IN20	LG
J. Baker	4	159	39.8	1	3	49

PUNT RET.	NO	FC	YDS	AVG	LG	TD
D. Bly	3	2	6	2.0	7	0
[OUT OF BOUNDS]	1					
[TOUCHBACK]	1					

KICKOFF RET.	NO	YDS	AVG	LG	TD
Y. Murphy	3	81	27.0	38	0
M. Faulk	1	1	1.0	1	0
Rams:	**4**	**82**	**20.5**	**38**	**0**

PASSING	A	C	YDS	PCT.	TD	I	LG	S/YD	RATING
K. Warner	44	28	365	63.6	1	2	30	3/28	78.3
Rams:	**44**	**28**	**365**	**63.6**	**1**	**2**	**30**	**3/28**	**78.3**

PASSING	A	C	YDS	PCT.	TD	I	LG	S/YD	RATING
T. Brady	27	16	145	59.3	1	0	23	1/7	86.2
K. Faulk	0	0	0	0.0	0	0	0	1/4	--
Patriots:	**27**	**16**	**145**	**59.3**	**1**	**0**	**23**	**2/11**	**86.2**

RUSHING	NO	YDS	AVG	LG	TD
A. Smith	18	92	5.1	17	0
D. Patten	1	22	22.0	22	0
K. Faulk	2	15	7.5	8	0
M. Edwards	2	5	2.5	3	0
T. Brady	1	3	3.0	3	0
J. Redmond	1	-4	-4.0	-4	0
Patriots:	**25**	**133**	**5.3**	**22**	**0**

RECEIVING	NO	YDS	AVG	LG	TD
T. Brown	6	89	14.8	23	0
J. Redmond	3	24	8.0	11	0
J. Wiggins	2	14	7.0	8	0
M. Edwards	2	7	3.5	5	0
D. Patten	1	8	8.0	8t	1
A. Smith	1	4	4.0	4	0
K. Faulk	1	-1	-1.0	-1	0
Patriots:	**16**	**145**	**9.1**	**23**	**1**

INTERCEPTIONS	NO	YDS	AVG	LG	TD
T. Law	1	47	47.0	47t	1
O. Smith	1	30	30.0	0	0
Patriots:	**2**	**77**	**38.5**	**47t**	**1**

PUNTING	NO	YDS	AVG	TB	IN20	LG
K. Walter	8	345	43.1	4	2	53

PUNT RET.	NO	FC	YDS	AVG	LG	TD
T. Brown	1	1	4	4.0	4	0
[OUT OF BOUNDS]	1					
[TOUCHBACK]	1					

KICKOFF RET.	NO	YDS	AVG	LG	TD
P. Pass	3	85	28.3	35	0
T. Brown	1	15	15.0	15	0
Patriots:	**4**	**100**	**25.0**	**35**	**0**

TEAM STATISTICS	STL	NE
TOTAL FIRST DOWNS	**26**	**15**
By Rushing	7	6
By Passing	16	8
By Penalty	3	1
Third Down: Md/Att.	5/13	2/11
Third Down: Eff.	38%	18%
TOTAL NET YARDS	**427**	**267**
Total Offensive Plays	69	54
Avg. per Play	6.2	4.9
NET YARDS RUSHING	**90**	**133**
Total Rushing Plays	22	25
Avg. per Rush	4.1	5.3
NET YARDS PASSING	**337**	**134**
Sacked/Yards Lost	3/28	2/11
Gross Yards Passing	365	145
Att.-Comp.-Int	44-28-2	27-16-0
Completion Pct.	63.6	59.3
PUNTS/AVERAGE	**4/39.8**	**8/43.1**
PENALTIES/YARDS	**6/39**	**5/31**
FUMBLES/BALLS LOST	**2/1**	**0/0**
FIELD GOALS	**50**, 52	**37**, **48**

NE PATRIOTS STARTING LINEUP

WR	T. Brown	LE	B. Hamilton
LT	M. Light	DT	B. Mitchell
LG	M. Compton	DT	R. Seymour
C	D. Woody	RE	A. Pleasant
RG	J. Andruzzi	LLB	M. Vrabel
RT	G. Robinson-Randall	MLB	T. Bruschi
TE	J. Wiggins	RLB	R. Phifer
WR	D. Patten	LCB	T. Law
QB	T. Brady	RCB	O. Smith
FB	M. Edwards	SS	L. Milloy
RB	A. Smith	FS	T. Jones

ST. LOUIS RAMS STARTING LINEUP

WR	T. Holt	LE	C. Ahanotu
LT	O. Pace	DT	B. Young
LG	T. Nutten	DT	J. Zgonina
C	A. McCollum	RE	G. Wistrom
RG	A. Timmerman	LLB	D. Davis
RT	R. Jones	MLB	L. Fletcher
TE	E. Conwell	RLB	T. Polley
WR	I. Bruce	LCB	A. Williams
QB	K. Warner	RCB	D. McCleon
FB	J. Hodgins	SS	A. Archuleta
RB	M. Faulk	FS	K. Herring

GAME NOTES

- The Patriots won the first Super Bowl in their 42-year history with their 20-17 win over the Rams.
- Patriots kicker Adam Vinatieri kicked the first last second, game-winning field goal in Super Bowl history as his 48-yard kick sailed through the goalposts as time expired.
- The Patriots defense forced three St. Louis turnovers and converted them into two touchdowns and a field goal.

SUPER BOWL XXVIII

SUPER BOWL XXXVIII • NEW ENGLAND 32, CAROLINA 29 • RELIANT STADIUM

February 1, 2004 • Weather: Indoors • Attendance - 71,525

	1	2	3	4	OT	F
Carolina Panthers	0	10	0	19	--	29
New England Patriots	0	14	0	18	--	32

TEAM	Q	PLAY	SCORE Visitor	SCORE Home
NE	2	D. Branch 5 yd pass from T. Brady (A. Vinatieri kick)	0	7
CAR	2	S. Smith 39 yd pass from J. Delhomme (J. Kasay kick)	7	7
NE	2	D. Givens 5 yd pass from T. Brady (A. Vinatieri kick)	7	14
CAR	2	J. Kasay 50 yd field goal	10	14
NE	4	A. Smith 2 yd run (A. Vinatieri kick)	10	21
CAR	4	D. Foster 33 yd run (pass failed)	16	21
CAR	4	M. Muhammad 85 yd pass from J. Delhomme (pass failed)	22	21
NE	4	M. Vrabel 1 yd pass from T. Brady (K. Faulk run)	22	29
CAR	4	R. Proehl 12 yd pass from J. Delhomme (J. Kasay kick)	29	29
NE	4	A. Vinatieri 41 yd field goal	29	32

FINAL INDIVIDUAL STATISTICS

RUSHING	NO	YDS	AVG	LG	TD
S. Davis	13	49	3.8	21	0
D. Foster	3	43	14.3	33t	1
Panthers:	**16**	**92**	**5.8**	**33t**	**1**

RUSHING	NO	YDS	AVG	LG	TD
A. Smith	26	83	3.2	9	1
K. Faulk	6	42	7	23	0
T. Brady	2	12	6	12	0
T. Brown	1	-10	-10	-10	0
Patriots:	**35**	**127**	**3.6**	**23**	**1**

RECEIVING	NO	YDS	AVG	LG	TD
M. Muhammad	4	140	35.0	85t	1
S. Smith	4	80	20.0	39t	1
R. Proehl	4	71	17.8	31	1
J. Wiggins	2	21	10.5	15	0
D. Foster	1	9	9.0	9	0
K. Mangum	1	2	2.0	2	0
Panthers:	**16**	**323**	**20.2**	**85**	**3**

RECEIVING	NO	YDS	AVG	LG	TD
D. Branch	10	143	14.3	52	1
T. Brown	8	76	9.5	13	0
D. Givens	5	69	13.8	25	1
D. Graham	4	46	11.5	33	0
K. Faulk	4	19	4.8	7	0
M. Vrabel	1	1	1	1	1
Patriots:	**32**	**354**	**11.1**	**52**	**3**

INTERCEPTIONS	NO	YDS	AVG	LG	TD
R. Howard	1	12	12.0	12	0

INTERCEPTIONS	NO	YDS	AVG	LG	TD
None					

PUNTING	NO	YDS	AVG	TB	IN20	LG
T. Sauerbrun	7	310	44.3	0	1	51

PUNTING	NO	YDS	AVG	TB	IN20	LG
K. Walter	5	173	34.6	0	2	51

PUNT RET.	NO	FC	YDS	AVG	LG	TD
S. Smith	1	1	2	2.0	2	0
[DOWNED]	1					

PUNT RET.	NO	FC	YDS	AVG	LG	TD
T. Brown	4	1	40	10.0	28	0
D. Branch	1	1	2	2.0	2	0
Patriots:	**5**	**2**	**42**	**8.4**	**28**	**0**

KICKOFF RET.	NO	YDS	AVG	LG	TD
R. Smart	4	74	18.5	22	0
S. Smith	1	30	30.0	30	0
K. Mangum	1	12	12.0	12	0
Panthers:	**6**	**116**	**19.3**	**30**	**0**

KICKOFF RET.	NO	YDS	AVG	LG	TD
B. Johnson	4	78	19.5	29	0
[OUT OF BOUNDS]	1				

PASSING	A	C	YDS	PCT.	TD	I	LG	S/YD	RATING
J. Delhomme	33	16	323	48.5	3	0	85	4/28	113.6
Panthers:	**33**	**16**	**323**	**48.5**	**3**	**0**	**85**	**4/28**	**113.6**

PASSING	A	C	YDS	PCT.	TD	I	LG	S/YD	RATING
T. Brady	48	32	354	66.7	3	1	52	0/0	100.5
Patriots:	**48**	**32**	**354**	**66.7**	**3**	**1**	**52**	**0/0**	**100.5**

TEAM STATISTICS	CAR	NE
TOTAL FIRST DOWNS	**17**	**29**
By Rushing	3	7
By Passing	12	19
By Penalty	2	3
Third Down: Md/Att.	4/12	8/17
Third Down: Eff.	33%	47%
TOTAL NET YARDS	**387**	**481**
Total Offensive Plays	53	83
Avg. per Play	7.3	5.8
NET YARDS RUSHING	**92**	**127**
Total Rushing Plays	16	35
Avg. Per Rush	5.8	3.6
NET YARDS PASSING	**295**	**354**
Sacked/Yards Lost	4/28	0/0
Gross Yards Passing	323	354
Att.-Comp.-Int	33-16-0	48-32-1
Completion Pct.	48.5	66.7
PUNTS/AVERAGE	**7/44.3**	**5/34.6**
PENALTIES/YARDS	**12/73**	**8/60**
FUMBLES/BALLS LOST	1/1	1/0
FIELD GOALS	**50**	31, 36, **41**

NE PATRIOTS STARTING LINEUP

WR	D. Branch	LE	B. Hamilton
LT	M. Light	NT	T. Washington
LG	R. Hochstein	RE	R. Seymour
C	D. Koppen	OLB	W. McGinest
RG	J. Andruzzi	ILB	T. Bruschi
RT	T. Ashworth	ILB	R. Phifer
TE	D. Graham	OLB	M. Vrabel
WR	T. Brown	LCB	T. Law
QB	T. Brady	RCB	T. Poole
RB	A. Smith	S	E. Wilson
FB	L. Centers	S	R. Harrison

CAROLINA PANTHERS STARTING LINEUP

WR	M. Muhammad	LDE	J. Peppers
LT	T. Steussie	LDT	B. Buckner
LG	J. James	RDT	K. Jenkins
C	J. Mitchell	RDE	M. Rucker
RG	K. Donnalley	SLB	G. Favors
RT	J. Gross	MLB	D. Morgan
TE	J. Wiggins	WLB	W. Witherspoon
WR	S. Smith	LCB	R. Manning
QB	J. Delhomme	RCB	R. Howard
FB	B. Hoover	SS	M. Minter
RB	S. Davis	FS	D. Grant

GAME NOTES

- The Patriots won the Super Bowl for the second time in three seasons with a thrilling 32-29 win over the Panthers.
- Adam Vinatieri nailed a 41-yard field goal with four seconds left to give the Patriots the last-second victory.
- Deion Branch's 10 receptions were the second most in Super Bowl history, and MVP Tom Brady's 32 completions set a Super Bowl record.

SUPER BOWL XXXIX

SUPER BOWL XXXIX • NEW ENGLAND 24, PHILADELPHIA 21 • ALLTEL STADIUM

February 6, 2005 • 59 degrees; Clear; Wind N 12 mph • Attendance - 78,125

	1	2	3	4	OT	F
New England Patriots	0	7	7	10	--	24
Philadelphia Eagles	0	7	7	7	--	21

TEAM	Q	PLAY	SCORE Visitor	SCORE Home
PHI	2	L. Smith 6 yd pass from D. McNabb (D. Akers kick)	0	7
NE	2	D. Givens 4 yd pass from T. Brady (A. Vinatieri kick)	7	7
NE	3	M. Vrabel 2 yd pass from T. Brady (A. Vinatieri kick)	14	7
PHI	3	B. Westbrook 10 yd pass from D. McNabb (D. Akers)	14	14
NE	4	C. Dillon 2 yd run (A. Vinatieri kick)	21	14
NE	4	A. Vinatieri 22 yd field goal	24	14
PHI	4	G. Lewis 30 yd pass from D. McNabb (D. Akers kick)	24	21

FINAL INDIVIDUAL STATISTICS

RUSHING	NO	YDS	AVG	LG	TD
C. Dillon	18	75	4.2	25	1
K. Faulk	8	38	4.8	12	0
P. Pass	1	0	0.0	0	0
T. Brady	1	-1	-1.0	-1	0
Patriots:	**28**	**112**	**4.0**	**25**	**1**

RUSHING	NO	YDS	AVG	LG	TD
B. Westbrook	15	44	2.9	22	0
D. Levens	1	1	1.0	1	0
D. McNabb	1	0	0.0	0	0
Eagles:	**17**	**45**	**2.6**	**22**	**0**

RECEIVING	NO	YDS	AVG	LG	TD
D. Branch	11	133	12.1	27	0
C. Dillon	3	31	10.3	16	0
D. Givens	3	19	6.3	13	1
K. Faulk	2	27	13.5	14	0
T. Brown	2	17	8.5	12	0
D. Graham	1	7	7.0	7	0
M. Vrabel	1	2	2.0	2t	1
Patriots:	**23**	**236**	**10.3**	**27**	**2**

RECEIVING	NO	YDS	AVG	LG	TD
T. Owens	9	122	13.6	36	0
B. Westbrook	7	60	8.6	15	1
T. Pinkston	4	82	20.5	40	0
G. Lewis	4	53	13.3	30t	1
L. Smith	4	27	6.8	9	1
F. Mitchell	1	11	11.0	11	0
J. Parry	1	2	2.0	2	0
Eagles:	**30**	**357**	**11.9**	**40**	**3**

INTERCEPTIONS	NO	YDS	AVG	LG	TD
R. Harrison	2	5	2.5	6	0
T. Bruschi	1	0	0.0	0	0
Patriots:	**3**	**5**	**1.7**	**6**	**0**

INTERCEPTIONS	NO	YDS	AVG	LG	TD
None					

PUNTING	NO	YDS	AVG	TB	IN20	LG
J. Miller	7	316	45.1	0	3	50

PUNTING	NO	YDS	AVG	TB	IN20	LG
D. Johnson	5	214	42.8	0	1	52

PUNT RET.	NO	FC	YDS	AVG	LG	TD
T. Brown	3	1	12	4.0	8	0
B. Johnson	1	0	14	14.0	14	0
Patriots:	**4**	**1**	**26**	**6.5**	**14**	**0**

PUNT RET.	NO	FC	YDS	AVG	LG	TD
B. Westbrook	3	0	19	6.3	10	0
L. Sheppard	0	2	0	0.0	0	0
Eagles:	**3**	**2**	**19**	**6.3**	**10**	**0**

KICKOFF RET.	NO	YDS	AVG	LG	TD
B. Johnson	2	44	22.0	26	0
P. Pass	1	17	17.0	17	0
C. Fauria	1	2	2.0	2	0
Patriots:	**4**	**63**	**15.8**	**26**	**0**

KICKOFF RET.	NO	YDS	AVG	LG	TD
J. Reed	4	82	20.5	26	0
R. Hood	1	32	32.0	32	0
Eagles:	**5**	**114**	**22.8**	**32**	**0**

PASSING	A	C	YDS	PCT.	TD	I	LG	S/YD	RATING
T. Brady	33	23	236	69.7	2	0	27	2/17	110.2
Patriots:	**33**	**23**	**236**	**69.7**	**2**	**0**	**27**	**2/17**	**110.2**

PASSING	A	C	YDS	PCT.	TD	I	LG	S/YD	RATING
D. McNabb	51	30	357	58.8	3	3	40	4/33	75.4
Eagles:	**51**	**30**	**357**	**58.8**	**3**	**3**	**40**	**4/33**	**75.4**

TEAM STATISTICS	STL	NE
TOTAL FIRST DOWNS	**21**	**24**
By Rushing	6	4
By Passing	14	18
By Penalty	1	2
Third Down: Md/Att.	4/12	9/16
Third Down: Eff.	33%	56%
TOTAL NET YARDS	**331**	**369**
Total Offensive Plays	63	72
Avg. per Play	5.3	5.1
NET YARDS RUSHING	**112**	**45**
Total Rushing Plays	28	17
Avg. Per Rush	4.0	2.6
NET YARDS PASSING	**219**	**324**
Sacked/Yards Lost	2/17	4/33
Gross Yards Passing	236	357
Att.-Comp.-Int	33-23-0	51-30-3
Completion Pct.	69.7	58.8
PUNTS/AVERAGE	**7/45.1**	**5/42.8**
PENALTIES/YARDS	**7/47**	**3/35**
FUMBLES/BALLS LOST	**1/1**	**2/1**
FIELD GOALS	**22**	None

NE PATRIOTS STARTING LINEUP

WR	D. Branch	DE	J. Green
LT	M. Light	NT	V. Wilfork
LG	J. Andruzzi	OLB	R. Colvin
C	D. Koppen	OLB	W. McGinest
RG	S. Neal	ILB	T. Bruschi
RT	B. Gorin	ILB	R. Phifer
TE	D. Graham	OLB	M. Vrabel
WR	D. Givens	LCB	R. Gay
QB	T. Brady	RCB	A. Samuel
RB	C. Dillon	FS	E. Wilson
FB	P. Pass	SS	R. Harrison

PHILADLPHIA EAGLES STARTING LINEUP

WR	T. Owens	LDE	D. Burgess
LT	T. Thomas	LDT	C. Simon
LG	A. Hicks	RDT	D. Walker
C	H. Fraley	RDE	J. Kearse
RG	J. Mayberry	SLB	D. Jones
RT	J. Runyan	MLB	J. Trotter
TE	L. Smith	WLB	K. Adams
WR	T. Pinkston	LCB	L. Sheppard
QB	D. McNabb	RCB	S. Brown
FB	J. Parry	SS	M. Lewis
RB	B. Westbrook	FS	B. Dawkins

GAME NOTES

- The Patriots joined the Dallas Cowboys as the only NFL teams to win three Super Bowls in a four-year span.
- Deion Branch was named Super Bowl MVP after tying the then Super Bowl record with 11 receptions.
- The Patriots defense forced four Eagles turnovers, including Rodney Harrison's game-clinching interception in the final minute.

SUPER BOWL XLII

SUPER BOWL XLII • NEW YORK GIANTS 17, NEW ENGLAND 14 • U. OF PHOENIX STADIUM

February 3, 2008 • Weather: Indoors • Attendance - 71,101

	1	2	3	4	OT	F
New York Giants	3	0	0	14	--	17
New England Patriots	0	7	0	7	--	14

TEAM	Q	PLAY	SCORE Visitor	SCORE Home
NYG	1	L.Tynes 32 yd. Field Goal	3	0
NE	2	L.Maroney 1 yd. run (S.Gostkowski kick)	3	7
NYG	4	D.Tyree 5 yd. pass from E.Manning (L.Tynes kick)	10	7
NE	4	R.Moss 6 yd. pass from T.Brady (S.Gostkowski kick)	10	14
NYG	4	P.Burress 13 yd. pass from E.Manning (L.Tynes kick)	17	14

FINAL INDIVIDUAL STATISTICS

RUSHING	NO	YDS	AVG	LG	TD
A. Bradshaw	9	45	5	13	0
B. Jacobs	14	42	3	7	0
E. Manning	3	4	1.3	5	0
Giants:	**26**	**91**	**3.5**	**13**	**0**

RECEIVING	NO	YDS	AVG	LG	TD
A. Toomer	6	84	14	38	0
S. Smith	5	50	10	17	0
D. Tyree	3	43	14.3	32	1
P. Burress	2	27	13.5	14	1
K. Boss	1	45	45	45	0
M. Hedgecock	1	3	3	3	0
A. Bradshaw	1	3	3	3	0
Giants:	**19**	**255**	**13.4**	**45**	**2**

INTERCEPTIONS	NO	YDS	AVG	LG	TD
None					

PUNTING	NO	YDS	AVG	TB	IN20	LG
J. Feagles	4	156	39	0	2	55

PUNT RET.	NO	FC	YDS	AVG	LG	TD
R. McQuarters	3	0	25	8.3	16	0
[TOUCHBACK]	1	0	0	0	0	0

KICKOFF RET.	NO	YDS	AVG	LG	TD
D. Hixon	2	39	19.5	25	0
[OUT OF BOUNDS]	1	0	0	0	K.

RUSHING	NO	YDS	AVG	LG	TD
L. Maroney	14	36	2.6	9	1
K. Faulk	1	7	7	7	0
H. Evans	1	2	2	2	0
Patriots:	**16**	**45**	**2.8**	**9**	**1**

RECEIVING	NO	YDS	AVG	LG	TD
W. Welker	11	103	9.4	19	0
K. Faulk	7	52	7.4	14	0
R. Moss	5	62	12.4	18	1
D. Stallworth	3	34	11.3	18	0
L. Maroney	2	12	6	8	0
K. Brady	1	3	3	3	0
Patriots:	**29**	**266**	**9.2**	**19**	**1**

INTERCEPTIONS	NO	YDS	AVG	LG	TD
E. Hobbs	1	23	23	23	0

PUNTING	NO	YDS	AVG	TB	IN20	LG
C. Hanson	4	175	43.8	1	0	49

PUNT RET.	NO	FC	YDS	AVG	LG	TD
W. Welker	1	1	15	15	15	0
K. Faulk	0	1	0	0	0	0
[OUT OF BOUNDS]	1	0	0	0	0	0
Patriots:	1	15	15	2	15	

KICKOFF RET.	NO	YDS	AVG	LG	TD
L. Maroney	4	94	23.5	43	0

PASSING	A	C	YDS	PCT.	TD	I	LG	S/YD	RATING
E. Manning	34	19	255	55.9	2	1	45	3/8	87.3
Giants:	**34**	**19**	**255**	**55.9**	**2**	**1**	**45**	**3/8**	**87.3**

PASSING	A	C	YDS	PCT.	TD	I	LG	S/YD	RATING
T. Brady	48	29	266	60.4	1	0	19	5/37	82.5
Patriots:	**48**	**29**	**266**	**60.4**	**1**	**0**	**19**	**5/37**	**82.5**

TEAM STATISTICS	NYG	NE
TOTAL FIRST DOWNS	**17**	**22**
By Rushing	4	3
By Passing	13	17
By Penalty	0	2
Third Down: Md/Att.	8/16	7/14
Third Down: Eff.	50%	50%
TOTAL NET YARDS	**338**	**274**
Total Offensive Plays	63	69
Avg. per Play	5.4	4.0
NET YARDS RUSHING	**91**	**45**
Total Rushing Plays	26	16
Avg. Per Rush	3.5	2.8
NET YARDS PASSING	**247**	**229**
Sacked/Yards Lost	3/8	5/37
Gross Yards Passing	255	266
Att.-Comp.-Int	34-19-1	48-29-0
Completion Pct.	55.9	60.4
PUNTS/AVERAGE	**4/39.0**	**4/43.8**
PENALTIES/YARDS	**4/36**	**5/35**
FUMBLES/BALLS LOST	**2/0**	**1/1**
FIELD GOALS	**32**	None

NE PATRIOTS STARTING LINEUP

WR	W. Welker	LE	T. Warren
LT	M. Light	NT	V. Wilfork
LG	L. Mankins	RE	R. Seymour
C	D. Koppen	OLB	M. Vrabel
RG	S. Neal	MLB	T. Bruschi
RT	N. Kaczur	OLB	A. Thomas
TE	B. Watson	LCB	A. Samuel
WR	R. Moss	RCB	E. Hobbs
QB	T. Brady	SS	R. Harrison
RB	L. Maroney	FS	J. Sanders
2TE	K. Brady	DB	B. Meriweather

NEW YORK GIANTS STARTING LINEUP

WR	P. Burress	LDE	M. Strahan
LT	D. Diehl	LDT	B. Cofield
LG	R. Seubert	RDT	F. Robbins
C	S. O'Hara	RDE	O. Umenyiora
RG	C. Snee	SLB	R. Torbor
RT	M. McKenzie	MLB	A. Pierce
TE	K. Boss	WLB	K. Mitchell
WR	A. Toomer	LCB	A. Ross
QB	E. Manning	RCB	C. Webster
RB	B. Jacobs	SS	Ja. Butler
2TE	M. Matthews	FS	G. Wilson

GAME NOTES

- The Patriots entered the game with an unprecedented 18-0 record after completing a perfect regular season.
- New England held a 14-10 lead following Randy Moss's touchdown catch with 2:42 left in the game, but the Giants scored a game-winning touchdown with 35 seconds left.
- Wes Welker tied the then Super Bowl record with 11 receptions.

SUPER BOWL XLVI

SUPER BOWL XLVI • NEW YORK GIANTS 21, NEW ENGLAND 17 • LUCAS OIL STADIUM

February 5, 2012 • Weather: Indoors • Attendance - 68,658

	1	2	3	4	OT	F
New York Giants	9	0	6	6	--	21
New England Patriots	0	10	7	0	--	17

TEAM	Q	PLAY	SCORE Visitor	SCORE Home
NYG	1	Penalty on T. Brady enforced in end zone for safety	2	0
NYG	1	V. Cruz 2 yd. pass from E. Manning (L. Tynes kick)	9	0
NE	2	S. Gostkowski 29 yd. Field Goal	9	3
NE	2	D. Woodhead 4 yd. pass from T. Brady (S. Gostkowski kick)	9	10
NE	3	A. Hernandez 12 yd. pass from T. Brady (S. Gostkowski kick)	9	17
NYG	3	L. Tynes 38 yd. Field Goal	12	17
NYG	3	L. Tynes 33 yd. Field Goal	15	17
NYG	4	A. Bradshaw 6 yd. run (run failed)	21	17

FINAL INDIVIDUAL STATISTICS

RUSHING	NO	YDS	AVG	LG	TD
A. Bradshaw	17	72	4.2	24	1
B. Jacobs	9	37	4.1	11	0
D. Ware	1	6	6.0	6	0
E. Manning	1	-1	-1.0	-1	0
Giants:	**28**	**114**	**4.1**	**24**	**1**
B. Green-Ellis	10	44	4.4	17	0
W. Welker	2	21	10.5	11	0
D. Woodhead	7	18	2.6	6	0
Patriots:	**19**	**83**	**4.4**	**17**	**0**

RECEIVING	NO	YDS	AVG	LG	TD
H. Nicks	10	109	10.9	19	0
M. Manningham	5	73	14.6	38	0
B. Pascoe	4	33	8.3	12	0
V. Cruz	4	25	6.3	8	1
A. Bradshaw	2	19	9.5	11	0
H. Hynoski	2	19	9.5	13	0
J. Ballard	2	10	5.0	9	0
D. Ware	1	8	8.0	8	0
Giants:	**30**	**296**	**9.9**	**38**	**1**
A. Hernandez	8	67	8.4	12t	1
W. Welker	7	60	8.6	19	0
D. Woodhead	4	42	10.5	19	1
D. Branch	3	45	15.0	19	0
R. Gronkowski	2	26	13.0	20	0
B. Green-Ellis	2	15	7.5	8	0
C. Ochocinco	1	21	21.0	21	0
Patriots:	**27**	**276**	**10.2**	**21**	**2**

INTERCEPTIONS	NO	YDS	AVG	LG	TD
C. Blackburn	1	0	0	0	0
None					

PUNTING	NO	YDS	AVG	TB	IN20	LG
S. Weatherford	4	163	40.8	1	3	51
Z. Mesko	3	123	41.0	0	1	48

PUNT RET.	NO	FC	YDS	AVG	LG	TD
W. Blackmoon	1	2	10	5.0	10	0
W. Welker	0	1	0	0	0	0
[DOWNED]	1	0	0	0	0	0
[OUT OF BOUNDS]	1	0	0	0	0	0
[TOUCHBACK]	1	0	0	0	0	0
Patriots:	**0**	**1**	**0**	**0**	**0**	**0**

KICKOFF RET.	NO	YDS	AVG	LG	TD
J. Jernigan	3	71	23.7	34	0
W. Blackmon	1	4	4.0	4	0
[TOUCHBACK]	1	0	0	0	0
Giants:	**4**	**75**	**18.8**	**34**	**0**
J. Edelman	3	73	24.3	31	0
[TOUCHBACK]	2				

PASSING	A	C	YDS	PCT.	TD	I	LG	S/YD	RATING
E. Manning	40	30	296	75.0	1	0	38	3/14	103.8
Giants:	**40**	**30**	**296**	**75.0**	**1**	**0**	**38**	**3/14**	**103.8**
T. Brady	41	27	276	65.9	2	1	21	2/10	91.1
Patriots:	**41**	**27**	**276**	**65.9**	**2**	**1**	**21**	**2/10**	**91.1**

TEAM STATISTICS	NYG	NE
TOTAL FIRST DOWNS	**26**	**21**
By Rushing	7	6
By Passing	18	15
By Penalty	1	0
Third Down: Md/Att.	5/11	6/12
Third Down: Eff.	45%	50%
TOTAL NET YARDS	**396**	**349**
Total Offensive Plays	71	62
Avg. per Play	5.6	5.6
NET YARDS RUSHING	**114**	**83**
Total Rushing Plays	28	19
Avg. Per Rush	4.1	4.4
NET YARDS PASSING	**282**	**266**
Sacked/Yards Lost	3/14	2/10
Gross Yards Passing	296	276
Att.-Comp.-Int	40-30-0	41-27-1
Completion Pct.	75.0	65.9
PUNTS/AVERAGE	**4/40.8**	**3/41.0**
PENALTIES/YARDS	**4/24**	**5/28**
FUMBLES/BALLS LOST	**2/0**	**0/0**
FIELD GOALS	**38, 33**	**29**

NE PATRIOTS STARTING LINEUP

WR	W. Welker	DT	V. Wilfork
LT	M. Light	NT	K. Love
LG	L. Mankins	DL	B. Deaderick
C	D. Connolly	OLB	T. White
RG	B. Waters	ILB	J.Mayo
RT	S. Vollmer	ILB	B. Spikes
TE	R. Gronkowski	OLB	R. Ninkovich
WR	D. Branch	LCB	D. McCourty
QB	T. Brady	RCB	K. Arrington
RB	B. Green-Ellis	S	J. Ihedigbo
2TE	N. Solder	S	P. Chung

PHILADLPHIA EAGLES STARTING LINEUP

WR	V. Cruz	LE	J. Tuck
LT	D. Diehl	LDT	L. Joseph
LG	K. Boothe	RDT	C. Canty
C	D. Baas	RE	J. Pierre-Paul
RG	C. Snee	MLB	C. Blackburn
RT	M. McKenzie	WLB	M. Boley
TE	J. Ballard	LCB	C. Webster
WR	H. Nicks	RCB	A. Ross
QB	E. Manning	SS	K. Phillips
FB	H. Hynoski	FS	A. Rolle
RB	A. Bradshaw	S	D. Grant

GAME NOTES

- QB Tom Brady and T Matt Light tied an NFL record by starting in their fifth Super Bowl. They join Cornelius Bennett, John Elway and Charles Haley.
- Brady passed for 276 yards against the Giants in the Super Bowl to become the all-time leading passer in Super Bowl history with 1,277 passing yards.
- Brady threw two touchdown passes against the Giants to increase his Super Bowl total to nine. Brady is tied for second with Terry Bradshaw, behind Joe Montana's 11 Super Bowl touchdown passes.
- Brady completed 16 straight pass completions to set a Super Bowl record. The previous record was by Joe Montana, who had 13 straight pass completions in Super Bowl 24.

SUPER BOWL XLIX

SUPER BOWL XLIX • NEW ENGLAND 28, SEATTLE 24 • UNIVERSITY OF PHOENIX STADIUM

February 1, 2015 • Weather: 65 degrees; Clear skies • Attendance - 70,288

	1	2	3	4	OT	F
New England Patriots	0	14	0	14	--	28
Seattle Seahawks	0	14	10	0	--	24

TEAM	Q	PLAY	SCORE Visitor	SCORE Home
NE	2	B. LaFell 11 yd. pass from T. Brady (S. Gostkowski kick)	7	0
SEA	2	M. Lynch 3 yd. run (S. Hauschka kick)	7	7
NE	2	R. Gronkowski 22 yd. pass from T. Brady (S. Gostkowski kick)	14	7
SEA	2	C. Matthews 11 yd. pass from R. Wilson (S. Hauschka kick)	14	14
SEA	3	S. Hauschka 27 yd. Field Goal	14	17
SEA	3	D. Baldwin 3 yd. pass from R. Wilson (S. Hauschka kick)	14	24
NE	4	D. Amendola 4 yd. pass from T. Brady (S. Gostkowski kick)	21	24
NE	4	J. Edelman 3 yd. pass from T. Brady (S. Gostkowski kick)	28	24

FINAL INDIVIDUAL STATISTICS

RUSHING	NO	YDS	AVG	LG	TD
L. Blount	14	40	2.9	9	0
S. Vereen	4	13	3.3	7	0
J. Edelman	1	7	7.0	7	0
T. Brady	2	-3	-1.5	-1	0
Patriots:	**21**	**57**	**2.7**	**9**	**0**

RUSHING	NO	YDS	AVG	LG	TD
M. Lynch	24	102	4.3	15	1
R. Wilson	3	39	13.0	17	0
R. Turbin	2	21	10.5	19	0
Seahawks:	**29**	**162**	**5.6**	**19**	**1**

RECEIVING	NO	YDS	AVG	LG	TD
S. Vereen	11	64	5.8	16	0
J. Edelman	9	109	12.1	23	1
R. Gronkowski	6	68	11.3	22t	1
D. Amendola	5	48	9.6	17	1
B. LaFell	4	29	7.3	11t	1
J. Develin	1	6	6.0	6	0
M. Hoomanawanui	1	4	4.0	4	0
Patriots:	**37**	**328**	**8.9**	**23**	**4**

RECEIVING	NO	YDS	AVG	LG	TD
C. Matthews	4	109	27.3	45	1
R. Lockette	3	59	19.7	25	0
J. Kearse	3	45	15.0	33	0
M. Lynch	1	31	31.0	31	0
D. Baldwin	1	3	3.0	3t	1
Seahawks:	**12**	**247**	**20.6**	**45**	**2**

INTERCEPTIONS	NO	YDS	AVG	LG	TD
M. Butler	1	3	3.0	3	0

INTERCEPTIONS	NO	YDS	AVG	LG	TD
J. Lane	1	14	14.0	14	0
B. Wagner	1	0	0.0	0	0

PUNTING	NO	YDS	AVG	TB	IN20	LG
R. Allen	4	196	49.0	1	1	64

PUNTING	NO	YDS	AVG	TB	IN20	LG
J. Ryan	6	269	44.8	0	1	61

PUNT RET.	NO	FC	YDS	AVG	LG	TD
J. Edelman	3	2	27	9.0	15	0
[OUT OF BOUNDS]	1	0	0	0.0	0	0

PUNT RET.	NO	FC	YDS	AVG	LG	TD
B. Walters	2	0	6	3.0	6	0
[DOWNED]	1	0	0	0.0	0	0
[TOUCHBACK]	1	0	0	0.0	0	0

KICKOFF RET.	NO	YDS	AVG	LG	TD
D. Amendola	2	44	22.0	23	0
J. Develin	1	5	5.0	5	0
[TOUCHBACK]	2	0	0.0	0	0
Patriots:	**3**	**49**	**16.3**	**23**	**0**

KICKOFF RET.	NO	YDS	AVG	LG	TD
[TOUCHBACK]	5	0	0.0	0	0

PASSING	A	C	YDS	PCT.	TD	I	LG	S/YD	RATING
T. Brady	50	37	328	74.0	4	2	23	1/8	101.1
Patriots:	**50**	**37**	**328**	**74.0**	**4**	**2**	**23**	**1/8**	**101.1**

PASSING	A	C	YDS	PCT.	TD	I	LG	S/YD	RATING
R. Wilson	21	12	247	57.1	2	1	45	3/13	110.6
Seahawks:	**21**	**12**	**247**	**57.1**	**2**	**1**	**45**	**3/13**	**110.6**

TEAM STATISTICS	NE	SEA
TOTAL FIRST DOWNS	**25**	**20**
By Rushing	1	8
By Passing	21	10
By Penalty	3	2
Third Down: Md/Att.	8/14	3/10
Third Down: Eff.	57%	30%
TOTAL NET YARDS	**377**	**396**
Total Offensive Plays	72	53
Avg. per Play	5.2	7.5
NET YARDS RUSHING	**57**	**162**
Total Rushing Plays	21	29
Avg. Per Rush	2.7	5.6
NET YARDS PASSING	**320**	**234**
Sacked/Yards Lost	1/8	3/13
Gross Yards Passing	328	247
Att.-Comp.-Int	50-37-2	21-12-1
Completion Pct.	**74.0**	**57.1**
PUNTS/AVERAGE	**4/49.0**	**6/44.8**
PENALTIES/YARDS	**5/36**	**7/70**
FUMBLES/BALLS LOST	**0/0**	**0/0**
FIELD GOALS	None	**27**

NE PATRIOTS STARTING LINEUP

WR	B. LaFell	LE	R. Ninkovich
LT	N. Solder	DT	V. Wilfork
LG	D. Connolly	DT	S. Siliga
C	B. Stork	RE	Cha. Jones
RG	R. Wendell	LB	J. Collins
RT	S. Vollmer	LB	D. Hightower
TE	R. Gronkowski	DB	K. Arrington
WR	J. Edelman	LCB	D. Revis
QB	T. Brady	RCB	B. Browner
TE	M. Hoomanawanui	S	P. Chung
RB	S. Vereen	S	D. McCourty

SEATTLE SEAHAWKS STARTING LINEUP

WR	D. Baldwin	LDE	M. Bennett
LT	R. Okung	LDT	T. McDaniel
LG	J. Carpenter	RDT	K. Williams
C	M. Unger	RDE	C. Avril
RG	J. Sweezy	OLB	B. Irvin
RT	J. Britt	MLB	B. Wagner
TE	L. Willson	OLB	K. Wright
WR	J. Kearse	LCB	R. Sherman
QB	R. Wilson	RCB	B. Maxwell
WR	R. Lockette	SS	K. Chancellor
RB	M. Lynch	FS	E. Thomas

GAME NOTES

- Head coach Bill Belichick tied NFL records by matching Don Shula with his sixth Super Bowl appearance and tying Chuck Noll with his fourth Super Bowl win.
- Tom Brady joined Terry Bradshaw and Joe Montana as the only quarterbacks with four Super Bowl victories, while matching Joe Montana's NFL-record three Super Bowl MVP Awards.
- Brady extended his Super Bowl records for passing yards (1,605) and completions (164), while passing Joe Montana for most touchdown passes (13) in Super Bowl history.
- Brady set Super Bowl records with 20 first-half completions and 37 total completions.
- Shane Vereen's 11 receptions were a Super Bowl record for a running back, and Ryan Allen set a Super Bowl record with a 64-yard punt.

SUPER BOWL LI

SUPER BOWL LI • NEW ENGLAND 34, ATLANTA 28 OT • NRG STADIUM

February 5, 2017 • Weather: 76 degrees; Partly Cloudy • Attendance - 70,807

	1	2	3	4	OT	F
New England Patriots	0	3	6	19	6	34
Atlanta Falcons	0	21	7	0	0	28

TEAM	Q	PLAY	SCORE Visitor	SCORE Home
ATL	2	D.Freeman 5 yd. run (M.Bryant kick)	0	7
ATL	2	A.Hooper 19 yd. pass from M.Ryan (M.Bryant kick)	0	14
ATL	2	R.Alford 82 yd. interception return (M.Bryant kick)	0	21
NE	2	S.Gostkowski 41 yd. Field Goal	3	21
ATL	3	T.Coleman 6 yd. pass from M.Ryan (M.Bryant kick)	3	28
NE	3	J.White 5 yd. pass from T.Brady (kick failed, hru)	9	28
NE	4	S.Gostkowski 33 yd. Field Goal	12	28
NE	4	D.Amendola 6 yd. pass from T.Brady (J.White run)	20	28
NE	4	J.White 1 yd. run (T.Brady-D.Amendola pass)	28	28
NE	5	J.White 2 yd. run (8-75, 3:58)	34	28

FINAL INDIVIDUAL STATISTICS

RUSHING	NO	YDS	AVG	LG	TD
L. Blount	11	31	2.8	9	0
J. White	6	29	4.8	10	2
D. Lewis	6	27	4.5	13	0
T. Brady	1	15	15.0	15	0
J. Edelman	1	2	2.0	2	0
Patriots:	**25**	**104**	**4.2**	**15**	**2**

RUSHING	NO	YDS	AVG	LG	TD
D. Freeman	11	75	6.8	37	1
T. Coleman	7	29	4.1	9	0
Falcons:	**18**	**104**	**5.8**	**37**	**1**

RECEIVING	NO	YDS	AVG	LG	TD
J. White	14	110	7.9	28	1
D. Amendola	8	78	9.8	20	1
M. Mitchell	6	70	11.7	18	0
J. Edelman	5	87	17.4	27	0
M. Bennett	5	62	12.4	25	0
C. Hogan	4	57	14.3	18	0
D. Lewis	1	2	2.0	2	0
Patriots:	**43**	**466**	**10.8**	**28**	**2**

RECEIVING	NO	YDS	AVG	LG	TD
J. Jones	4	87	21.8	27	0
T. Gabriel	3	76	25.3	35	0
A. Hooper	3	32	10.7	19	1
D. Freeman	2	46	23.0	39	0
M. Sanu	2	25	12.5	13	0
P. DiMarco	2	12	6.0	10	0
T. Coleman	1	6	6.0	6	1
Falcons:	**17**	**284**	**16.7**	**39**	**2**

INTERCEPTIONS	NO	YDS	AVG	LG	TD
None					

INTERCEPTIONS	NO	YDS	AVG	LG	TD
R. Alford	1	82	82.0	82	1

PUNTING	NO	YDS	AVG	TB	IN20	LG
R. Allen	4	166	41.5	0	3	51

PUNTING	NO	YDS	AVG	TB	IN20	LG
M. Bosher	6	282	47.0	0	4	56

PUNT RET.	NO	FC	YDS	AVG	LG	TD
J. Edelman	3	2	40	13.3	26	0
P. Chung	1	0	-1	-1.0	-1	0
Patriots:	**4**	**2**	**39**	**9.8**	**26**	**0**

PUNT RET.	NO	FC	YDS	AVG	LG	TD
E. Weems	1	2	0	0.0	0	0
[DOWNED]	1	0	0	0.0	0	0

KICKOFF RET.	NO	YDS	AVG	LG	TD
D. Lewis	1	20	20.0	20	0
[TOUCHBACK]	5	0	0.0	0	0

KICKOFF RET.	NO	YDS	AVG	LG	TD
E. Weems	2	25	12.5	14	0
J. Hardy	2	17	8.5	10	0
P.DiMarco	1	0	0.0	0	0
Falcons:	**5**	**42**	**8.4**	**14**	**0**

PASSING	A	C	YDS	PCT.	TD	I	LG	S/YD	RATING
T. Brady	62	43	466	69.4	2	1	28	5/24	95.2
J. Edelman	1	0	0	0.0	0	0	0	0/0	39.6
Patriots:	**63**	**43**	**466**	**68.3**	**2**	**1**	**28**	**5/24**	**93.8**

PASSING	A	C	YDS	PCT.	TD	I	LG	S/YD	RATING
M. Ryan	23	17	284	73.9	2	0	39	5/44	144.1
Faclons:	**23**	**17**	**284**	**73.9**	**2**	**0**	**39**	**5/44**	**144.1**

TEAM STATISTICS	NE	ATL
TOTAL FIRST DOWNS	**37**	**17**
By Rushing	7	3
By Passing	26	13
By Penalty	4	1
Third Down: Md/Att.	7/14	1/8
Third Down: Eff.	50%	13%
TOTAL NET YARDS	**546**	**344**
Total Offensive Plays	93	46
Avg. per Play	5.9	7.5
NET YARDS RUSHING	**104**	**104**
Total Rushing Plays	25	18
Avg. Per Rush	4.2	5.8
NET YARDS PASSING	**442**	**240**
Sacked/Yards Lost	5/24	5/44
Gross Yards Passing	466	284
Att.-Comp.-Int	63-43-1	23-17-0
Completion Pct.	68.3	73.9
PUNTS/AVERAGE	**4/41.5**	**6/47.0**
PENALTIES/YARDS	**4/23**	**9/65**
FUMBLES/BALLS LOST	**1/1**	**1/1**
FIELD GOALS	**41, 33**	None

NE PATRIOTS STARTING LINEUP

WR	C. Hogan	DB	D. Harmon
LT	N. Solder	DT	A. Branch
LG	J. Thuney	DT	M. Brown
C	D. Andrews	RE	T. Flowers
RG	S. Mason	LB	S. McClellin
RT	M. Cannon	LB	D. Hightower
TE	M. Bennett	LB	R. Ninkovich
WR	J. Edelman	RCB	L. Ryan
QB	T. Brady	LCB	M. Butler
WR	M. Mitchell	S	P. Chung
RB	D. Lewis	S	D. McCourty

ATLANTA FALCONS STARTING LINEUP

WR	J. Jones	DE	D. Freeney
LT	J. Matthews	DT	R. Hageman
LG	A. Levitre	DB	B. Poole
C	A. Mack	DE	G. Jarrett
RG	C. Chester	LB	V. Beasley
RT	R. Schraeder	LB	D. Jones
TE	L. Toilolo	LB	D. Campbell
WR	M. Sanu	CB	R. Alford
QB	M. Ryan	CB	J. Collins
RB	D. Freeman	S	R. Allen
FB	P. DiMarco	S	K. Neal

GAME NOTES

- The Patriots completed the biggest comeback in team history when they overcame a 25-point deficit to beat Atlanta, 34-28, in overtime in Super Bowl LI. The Patriots trailed 28-3 with 8:36 to play in the third quarter before scoring 31 points on five of their final six offensive drives to claim the win.
- Bill Belichick won his fifth Super Bowl in 2016 to give him the most Super Bowl wins by any head coach in NFL history.
- Brady set three Super Bowl records against Atlanta in Super Bowl LI: Most passes in a game (62), Most completions (43) and most passing yards (466).
- With the win in Super Bowl LI and another MVP Award, Brady now has the most Super Bowl wins as a quarterback and most Super Bowl MVP awards.

SUPER BOWL LII

SUPER BOWL LII • PHILADELPHIA 41, NEW ENGLAND 33 • U.S. BANK STADIUM

February 4, 2018 • Weather: Indoors • Attendance - 67,612

	1	2	3	4	OT	F
Philadelphia Eagles	9	13	7	12	--	41
New England Patriots	3	9	14	7	--	33

TEAM	Q	PLAY	SCORE Visitor	SCORE Home
PHI	1	J. Elliot 25 yd. Fleld Goal	3	0
NE	1	S. Gostkowski 26 yd. Field Goal	3	3
PHI	1	A. Jeffery 34 yd. pass from N.Foles (kick failed, wr)	9	3
PHI	2	L. Blount 21 yd. run (pass failed)	15	3
NE	2	S. Gostkowski 45 yd. Field Goal	15	6
NE	2	J. White 26 yd. run (kick failed, wl)	15	12
PHI	2	N. Foles 1 yd. pass from T. Burton (J. Elliot kick)	22	12
NE	3	R. Gronkowski 5 yd. pass from T.Brady (S. Gostkowski kick)	22	19
PHI	3	C. Clement 22 yd. pass from N.Foles (J. Elliot kick)	29	19
NE	3	C. Hogan 26 yd. pass from T.Brady (S .Gostkowski kick)	29	26
PHI	4	J. Elliot 42 yd. Field Goal	32	26
NE	4	R. Gronkowski 4 yd. pass from T.Brady (S. Gostkowski kick)	32	33
PHI	4	Z. Ertz 11 yd. pass from N.Foles (pass failed)	38	33
PHI	4	J. Elliot 46 yd. Field Goal	41	33

FINAL INDIVIDUAL STATISTICS

RUSHING	NO	YDS	AVG	LG	TD
L. Blount	14	90	6.4	36	1
J. Ajayi	9	57	6.3	26	0
N. Agholor	1	9	9.0	9	0
C. Clement	3	8	2.7	6	0
Eagles:	**27**	**164**	**6.1**	**36**	**1**

RUSHING	NO	YDS	AVG	LG	TD
J. White	7	45	6.4	26t	1
D. Lewis	9	39	4.3	8	0
R. Burkhead	3	18	6.0	9	0
T. Brady	1	6	6.0	6	0
C. Hogan	1	4	4.0	4	0
B. Cooks	1	1	1.0	1	0
Patriots:	**22**	**113**	**5.1**	**26**	**1**

RECEIVING	NO	YDS	AVG	LG	TD
N. Agholor	9	84	9.3	24	0
Z. Ertz	7	67	9.6	19	1
T. Smith	5	49	9.8	17	0
C. Clement	4	100	25.0	55	1
A. Jeffery	3	73	24.3	34t	1
N. Foles	1	1	1.0	1t	1
Eagles:	**29**	**374**	**12.9**	**55**	**4**

RECEIVING	NO	YDS	AVG	LG	TD
R. Gronkowski	9	116	12.9	25	2
D. Amendola	8	152	19.0	50	0
C. Hogan	6	128	21.3	43	1
J. White	2	21	10.5	15	0
R. Burkhead	1	46	46.0	46	0
B. Cooks	1	23	23.0	23	0
P. Dorsett	1	19	19.0	19	0
Patriots:	**28**	**505**	**18.0**	**50**	**3**

INTERCEPTIONS	NO	YDS	AVG	LG	TD
None					

INTERCEPTIONS	NO	YDS	AVG	LG	TD
D. Harmon	1	8	8.0	8	0

PUNTING	NO	YDS	AVG	TB	IN20	LG
D. Jones	1	41	41.0	0	0	41

PUNTING	NO	YDS	AVG	TB	IN20	LG
None						

PUNT RET.	NO	FC	YDS	AVG	LG	TD
None						

PUNT RET.	NO	FC	YDS	AVG	LG	TD
D. Amendola	0	1	0	0.0	0	0

KICKOFF RET.	NO	YDS	AVG	LG	TD
K. Barner	3	73	24.3	27	0
C. Clement	1	25	25.0	25	0
[TOUCHBACK]	3	0	0.0	0	0
Eagles:	**4**	**98**	**24.5**	**27**	**0**

KICKOFF RET.	NO	YDS	AVG	LG	TD
D. Lewis	3	45	15.0	25	0
R. Burkhead	0	-1	0.0	-1	0
[TOUCHBACK]	6	0	0.0	0	0
Patriots:	**3**	**44**	**14.7**	**25**	**0**

PASSING	A	C	YDS	PCT.	TD	I	LG	S/YD	RATING
N. Foles	43	28	373	65.1	3	1	55	0/0	106.1
T. Burton	1	1	1	100.0	1	0	1t	0/0	118.8
Eagles:	**44**	**29**	**374**	**65.9**	**4**	**1**	**55**	**0/0**	**113.3**

PASSING	A	C	YDS	PCT.	TD	I	LG	S/YD	RATING
T. Brady	48	28	505	58.3	3	0	50	1/5	115.4
D. Amendola	1	0	0	0.0	0	0	0	0.0	39.6
Patriots:	**49**	**28**	**505**	**57.1**	**3**	**0**	**50**	**1/5**	**113.1**

TEAM STATISTICS	PHI	NE
TOTAL FIRST DOWNS	**25**	**29**
By Rushing	6	4
By Passing	19	23
By Penalty	0	2
Third Down: Md/Att.	10/16	5/10
Third Down: Eff.	63%	50%
TOTAL NET YARDS	**538**	**613**
Total Offensive Plays	71	72
Avg. per Play	7.6	8.5
NET YARDS RUSHING	**164**	**113**
Total Rushing Plays	27	22
Avg. Per Rush	6.1	5.1
NET YARDS PASSING	**374**	**500**
Sacked/Yards Lost	0/0	1/5
Gross Yards Passing	374	505
Att.-Comp.-Int	44-29-1	49-28-0
Completion Pct.	65.9	57.1
PUNTS/AVERAGE	**1/41.0**	**0/0.0**
PENALTIES/YARDS	**6/35**	**1/5**
FUMBLES/BALLS LOST	**0/0**	**1/1**
FIELD GOALS	**25, 42, 46**	**26, 26, 45**

NE PATRIOTS STARTING LINEUP

WR	B. Cooks	LE	T. Flowers
LT	N. Solder	DT	L. Guy
LG	J. Thuney	DT	M. Brown
C	D. Andrews	LB	J. Harrison
RG	S. Mason	LB	K. Van Noy
RT	C. Fleming	LB	E. Roberts
TE	R. Gronkowski	RCB	S. Gilmore
WR	C. Hogan	LCB	E. Rowe
QB	T. Brady	S	P. Chung
RB	D. Lewis	S	D. McCourty
FB	J. Develin	S	D. Harmon

PHILADELPHIA EAGLES STARTING LINEUP

WR	A. Jeffery	DE	V. Curry
LT	H. Vaitai	DT	T. Jernigan
LG	S. Wisniewski	DT	F. Cox
C	J. Kelce	DE	B. Graham
RG	B. Brooks	OLB	M. Kendricks
RT	L. Johnson	OLB	N. Bradham
TE	Z. Ertz	CB	J. Mills
WR	N. Agholor	CB	R. Darby
WR	T. Smith	S	C. Graham
RB	L. Blount	S	R, McLeod
QB	N. Foles	S	M. Jenkins

GAME NOTES

- The Patriots set a Super Bowl record with 613 total yards, with 500 net yards passing and 113 yards on the ground.
- The Patriots became the first team to have three receivers with 100-plus yards in the Super Bowl with Danny Amendola (152), Chris Hogan (128) and Rob Gronkowski (116).
- Tom Brady broke his own Super Bowl record for passing yards with 505 yards following his 466-yard performance the year before in Super Bowl LI vs. Atlanta. His 505 passing yards are also the most ever in a postseason game and is the first 500-yard passing game in NFL postseason history.
- Rob Gronkowski's 116 receiving yards are the most ever by a tight end in a Super Bowl and his nine catches gave him 68 career postseason receptions, surpassing Dallas Clark (64) for the most receptions by a tight end in NFL postseason history.

SUPER BOWL LIII

SUPER BOWL LIII • NEW ENGLAND 13, LOS ANGELES 3 • MERCEDES-BENZ STADIUM

February 3, 2019 • Weather: Indoors • Attendance - 70,801

	1	2	3	4	OT	F
New England Patriots	0	3	0	10	--	13
Los Angeles Rams	0	0	3	0	--	3

TEAM	Q	PLAY	SCORE Visitor	SCORE Home
NE	2	S. Gostkowski 42 yd. Field Goal	3	0
LAR	3	G. Zuerlein 53 yd. Field Goal	3	3
NE	4	S. Michel 2 yd. run (S. Gostkowski kick)	10	3
NE	4	S. Gostkowski 41 yd. Field Goal	13	3

FINAL INDIVIDUAL STATISTICS

RUSHING	NO	YDS	AVG	LG	TD
S. Michel	18	94	5.2	26	1
R. Burkhead	7	43	6.1	26	0
J. Edelman	1	8	8.0	8	0
C. Patterson	2	7	3.5	6	0
J. White	2	4	2.0	3	0
T. Brady	2	-2	-1.0	-1	0
Patriots:	**32**	**154**	**4.8**	**26**	**1**

RUSHING	NO	YDS	AVG	LG	TD
T. Gurley	10	35	3.5	16	0
C. Anderson	7	22	3.1	5	0
R. Woods	1	5	5.0	5	0
Rams:	**18**	**62**	**3.4**	**16**	**0**

RECEIVING	NO	YDS	AVG	LG	TD
J. Edelman	10	141	14.1	27	0
R. Gronkowski	6	87	14.5	29	0
R. Burkhead	2	15	7.5	8	0
C. Patterson	2	14	7.0	9	0
J. White	1	5	5.0	5	0
Patriots:	**21**	**262**	**12.5**	**29**	**0**

RECEIVING	NO	YDS	AVG	LG	TD
B. Cooks	8	120	15.0	24	0
R. Woods	5	70	14.0	18	0
J. Reynolds	3	28	9.3	11	0
C. Anderson	2	12	6.0	9	0
T. Gurley	1	-1	-1.0	-1	0
Rams:	**19**	**229**	**12.1**	**24**	**0**

INTERCEPTIONS	NO	YDS	AVG	LG	TD
S. Gilmore	1	0	0.0	0	0

INTERCEPTIONS	NO	YDS	AVG	LG	TD
C. Littleton	1	0	0.0	0	0

PUNTING	NO	YDS	AVG	TB	IN20	LG
R. Allen	5	215	43.0	0	3	53

PUNTING	NO	YDS	AVG	TB	IN20	LG
J. Hekker	9	417	46.3	0	5	65

PUNT RET.	NO	FC	YDS	AVG	LG	TD
J. Edelman	2	1	2	1.0	7	0

PUNT RET.	NO	FC	YDS	AVG	LG	TD
J. Natson	2	0	12	6.0	13	0
[DOWNED]	2	0	0	0.0	0	0
[OUT OF BOUNDS]	1	0	0	0.0	0	0

KICKOFF RET.	NO	YDS	AVG	LG	TD
C. Patterson	1	38	38.0	38	0
[TOUCHBACK]	1	0	0.0	0	0

KICKOFF RET.	NO	YDS	AVG	LG	TD
J. Natson	1	27	27.0	27	0
[TOUCHBACK]	3	0	0.0	0	0

PASSING	A	C	YDS	PCT.	TD	I	LG	S/YD	RATING
T. Brady	35	21	262	60.0	0	1	29	1/9	71.4
Patriots:	35	21	262	60.0	0	1	29	1/9	71.4

PASSING	A	C	YDS	PCT.	TD	I	LG	S/YD	RATING
J. Goff	38	19	229	50.0	0	1	24	4/31	57.9
Rams:	38	19	229	50.0	0	1	24	4/31	57.9

TEAM STATISTICS	NE	LAR
TOTAL FIRST DOWNS	**22**	**14**
By Rushing	6	2
By Passing	12	11
By Penalty	4	1
Third Down: Md/Att.	3/12	3/13
Third Down: Eff.	25%	23%
TOTAL NET YARDS	**407**	**260**
Total Offensive Plays	68	60
Avg. per Play	6.0	4.3
NET YARDS RUSHING	**154**	**62**
Total Rushing Plays	32	18
Avg. Per Rush	4.8	3.4
NET YARDS PASSING	**253**	**198**
Sacked/Yards Lost	1/9	4/31
Gross Yards Passing	262	229
Att.-Comp.-Int	35-21-1	38-19-1
Completion Pct.	60.0	50.0
PUNTS/AVERAGE	**5/43.0**	**9/46.3**
PENALTIES/YARDS	**3/20**	**9/65**
FUMBLES/BALLS LOST	**1/0**	**1/0**
FIELD GOALS	46, 42, 41	53, 48

NE PATRIOTS STARTING LINEUP

WR	J. Edelman	LE	T. Flowers
LT	T. Brown	DT	L. Guy
LG	J. Thuney	DT	M. Brown
C	D. Andrews	RE	D. Wise
RG	S. Mason	LB	K. Van Noy
RT	M. Cannon	LB	D. Hightower
TE	R. Gronkowski	RCB	S. Gilmore
WR	C. Hogan	LCB	J. McCourty
QB	T. Brady	S	P. Chung
RB	S. Michel	S	D. McCourty
FB	J. Develin	DB	J. Jones

L.A. RAMS STARTING LINEUP

WR	J. Reynolds	DE	M. Brockers
LT	A. Whitworth	NT	N. Suh
LG	R. Saffold	DT	A. Donald
C	J. Sullivan	WILL	D. Fowler
RG	A. Blythe	OLB	S. Ebukam
RT	R. Havenstein	ILB	C. Littleton
TE	T. Higbee	ILB	M. Barron
WR	R. Woods	SS	J. Johnson
WR	B. Cooks	FS	L. Joyner
RB	T. Gurley	CB	A, Talib
QB	J. Goff	CB	M. Peters

GAME NOTES

- The Patriots victory in Super Bowl LIII is their sixth Super Bowl win, tying the Pittsburgh Steelers for the most Super Bowl victories.
- With the victory in Super Bowl LII, Bill Belichick joined George Halas and Curly Lambeau as the only coaches with six championships.
- Tom Brady has now won six Super Bowls, breaking a tie with Hall of Fame DL Charles Haley (5) as the only NFL player to play on six Super Bowl winning teams. Haley won two with San Francisco and three with Dallas.
- Julian Edelman was named Super Bowl MVP after finishing with 10 receptions for 141 yards. He became the seventh wide receiver to win Super Bowl MVP honors and the second Patriots wide receiver to win the award. Deion Branch was named MVP for his performance in Super Bowl XXXIX.

THE POWER TO

share success

How does a military officer succeed in a civilian career? Brian Jones was determined to find out. After 8 years serving our country, he returned home and found his footing with help from other veterans at Bank of America. His mentor taught him how to apply his military thinking to his new job. Now Brian himself mentors new veterans, and passes down what he learned from transforming that new civilian job into a fulfilling career.

Bank of America values the strong sense of teamwork and leadership that veterans can bring to a business. To learn more about Brian's story and Bank of America's commitment to hiring and mentoring veterans, visit bankofamerica.com/militarysupport.

What would you like the power to do?®

BANK OF AMERICA

EXTRA POINTS

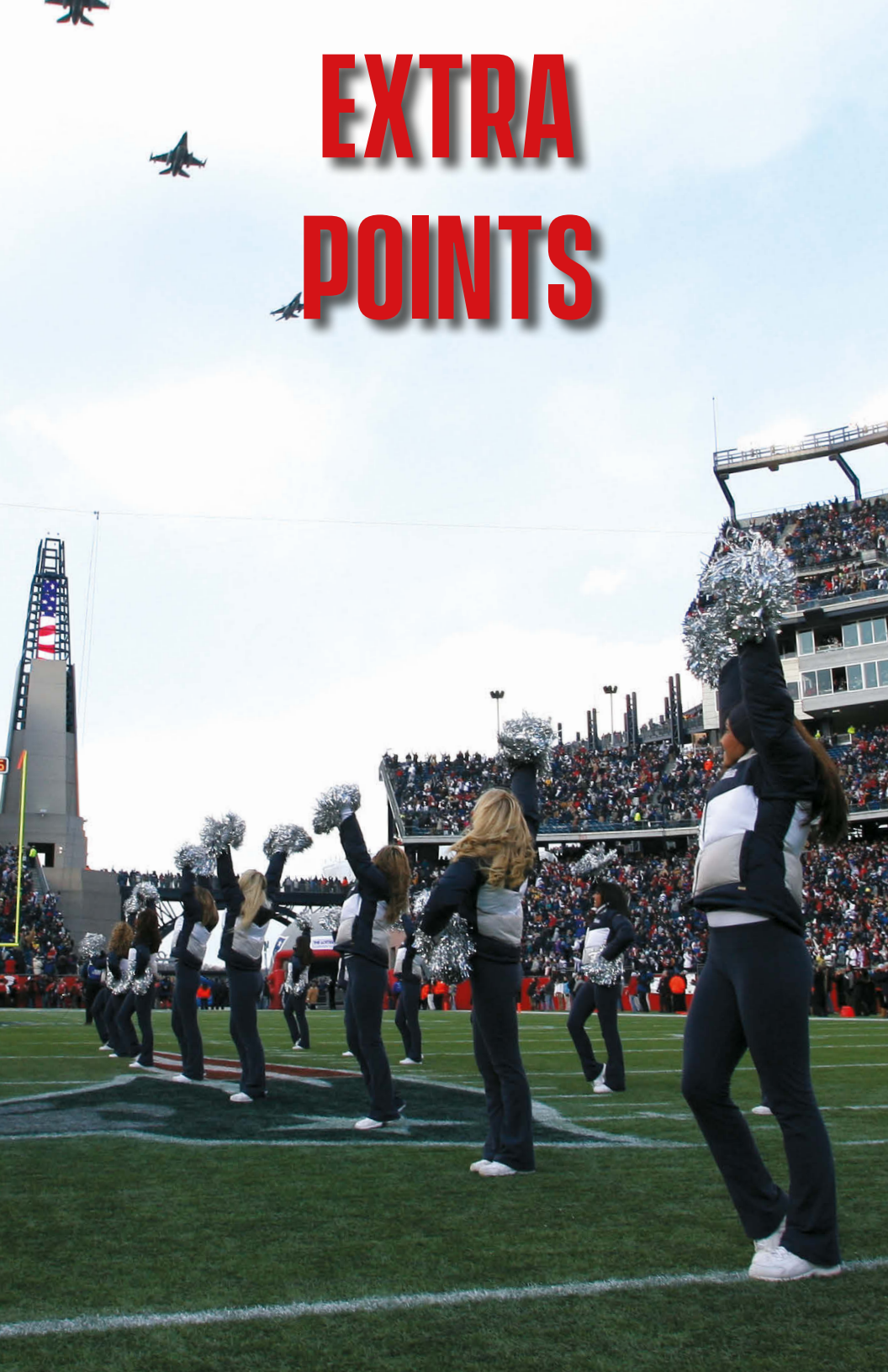

98.5 THE SPORTS HUB PATRIOTS RADIO NETOWRK

Bob Socci


Scott Zolak

Seven seasons, three Super Bowl championships: it's been a great ride for Bob Socci as the radio voice of the Patriots.

Socci returns for his eighth season in the booth as play-by-play broadcaster on 98.5 The Sports Hub and its 37-station network. He has won rave reviews for his enthusiasm and accuracy since taking the helm for the 2013 campaign. Before joining the Patriots, Bob served as the voice of the Naval Academy Midshipmen for 16 seasons, and called Triple A baseball, most recently for the Pawtucket Red Sox, for a decade.

Socci is joined in the booth by former Patriots quarterback Scott Zolak, who is entering his ninth season as action analyst. Prior to moving upstairs he spent a season with the legendary broadcast team of Gil Santos and Gino Cappelletti as a sideline reporter. Prior to that, he served six seasons as a co-host of "Patriots Preview" and "Patriots Postgame" on the Radio Network. He's currently heard daily as co-host of the "Zolak and Bertrand" Show on the Sports Hub, where his experience as a pro athlete and his boundless energy keep Boston listeners engaged and entertained all year long.

The gameday experience on the Network starts three hours before kickoff with "Patriots Preview," with hosts Marc Bertrand and Christopher Gasper. The co-host of the Sports Hub's midday show, Bertrand is entering his sixth season as quarterback of the Network's pregame show. He previously helmed the "Patriots Pregame Social" on Patriots.com for two seasons. A UMass grad, he won Associated Press awards for both his play-by-play and talk shows covering the Minutemen. Marc is also a frequent contributor to NBC Sports Boston. Gasper is back for his 13th season on "Patriots Preview," his fifth as a full-fledged co-host. The Lynn, Massachusetts, native is a sports reporter and columnist for WCVB-TV Channel 5 and WCVB.com. He also co-hosts the Saturday morning "Gasper & Murray" show on the Sports Hub.

Taking the reins on "Patriots Postgame" is Jim Murray of the Sports Hub's "Felger & Massarotti" show. Jim also hosted the "Patriots Pregame Social" on Patriots.com for two seasons. The 20-year broadcast professional is a native of Melrose, Massachusetts, and he'll take over right after the final whistle, breaking down the game, airing postgame press conferences and giving the fans a chance to react.

The football season never ends on the Patriots flagship station, 98.5 The Sports Hub. From morning-after breakdowns with "Toucher and Rich," X's and O's with "Zolak and Bertrand," no-holds-barred opinions from "Felger and Massarotti," to the voice of the fans at night on the "Adam Jones Show," the Patriots are always front and center. One of the first sports franchises to broadcast their games on FM, the Patriots begin their 26th season of airing every block, tackle and kick in crystal-clear stereo. The Patriots are entering their 12th season on The Sports Hub, where you'll also find the broadcasts of the New England Revolution, Boston Bruins and Boston Celtics.

98.5 THE SPORTS HUB PATRIOTS RADIO NETOWRK

FLAGSHIP STATION

WBZ-FM . . . . . Boston . . . . . 98.5 FM

Massachusetts

WBZ-FM . . . . . Boston . . . . . 98.5 FM
WAQY . . . . . Springfield . . . . . 102.1 FM
WBEC . . . . . Pittsfield . . . . . 1420 AM
WPKZ . . . . . Fitchburg . . . . . 1280 AM/105.3 FM
WNAW . . . . . North Adams . . . . . 1230 AM
WBSM* . . . . . New Bedford . . . . . 1420 AM
WPVQ . . . . . Greenfield . . . . . 95.3 FM
WSAR** . . . . . Fall River . . . . . 1480 AM
WWFX. . . . . Worcester. . . . . 100.1 FM
WXTK . . . . . Hyannis . . . . . 95.1 FM
WMRC. . . . . Milford . . . . . 103.1 FM/1490 AM
WBOQ. . . . . Gloucester . . . . . 104.9 FM

Maine

WBLM . . . . . Portland . . . . . 102.9 FM
WEBB . . . . . Augusta . . . . . 98.5 FM
WEZQ . . . . . Bangor . . . . . 92.9 FM
WOZI. . . . . Presque Isle . . . . . 101.9 FM

Connecticut

WTIC. . . . . Hartford . . . . . 1080 AM
WINY# . . . . . Putnam. . . . . 1350 AM
WGCH. . . . . Greenwich . . . . . 1490 AM

New Hampshire

WFNQ. . . . . Nashua. . . . . 106.3 FM
WPKQ . . . . . North Conway . . . . . 103.7 FM
WSAK . . . . . Hampton . . . . . 102.1 FM
WSHK . . . . . Portsmouth/Dover . . . . . 105.3 FM
WTPL . . . . . Concord . . . . . 107.7 FM
WLNH . . . . . Laconia. . . . . 98.3 FM
WINQ . . . . . Keene. . . . . 98.7 FM
WTSV*** . . . . . Claremont . . . . 94.3, 94.5 FM; 1230 AM

Vermont

WCPV . . . . . Burlington . . . . . 101.3 FM
WDVT . . . . . Rutland. . . . . 94.5 FM
WIKE. . . . . Newport. . . . . 1490 AM
WINQ . . . . . Brattleboro. . . . . 1490 AM
WRFK . . . . . Barre/Montpelier . . . . . 107.1 FM
WSTJ. . . . . St. Johnsbury. . . . . 1340 AM

Rhode Island

WPRO . . . . . Providence. . . . . 630 AM
WEAN . . . . . Providence. . . . . 99.7 FM

New York

WHTK . . . . . Rochester. . . . . 1280 AM

Alabama

WQSI. . . . . Auburn . . . . . 93.9 FM, 95.9 FM

*Red Sox postseason game may take precedence
**Games that conflict with the Red Sox air on WTSL 1400 AM
***Conflicting games air on WTSL 1400 AM #Day games only; no pre or postgame

PATRIOTS POOL REPORTERS



Mike Reiss
ESPN.com

Patriots beat writers Mike Reiss of ESPN.com and Phil Perry of NBC Sports Boston will serve as the pool reporters in 2020. In the event that there is the need to get comments from a game official after the game, the pool reporters will be allowed access to ask questions.

Phil Perry
NBC Sports Boston

PATRIOTS FOOTBALL NETWORK

NOT JUST GAMEDAY... EVERY DAY... THE PATRIOTS ARE ON!

Interest in the Patriots is at an all-time high and there has never been more exclusive Patriots content to satisfy the devoted fan. Patriots Nation can tune in and connect to Patriots content via print, television, radio and online entities. With everything from Emmy Award-winning television shows to streaming video and podcasts, staying up to date and in the know is easy with the following exclusive Patriots content:

PATRIOTS ON TV

PATRIOTS ALL ACCESS

Fridays from 7-8 p.m. on WBZ-TV and Sunday from 9-10 a.m. on TV 38 - Boston, MA; WWLP in Springfield, MA; WCAX in Burlington, VT; WVII in Bangor, ME; WMTW in Portland, ME; WCTX in Hartford, CT and WPRI in Providence, RI.

Check your local listings for airtime.

The Emmy Award-winning "Patriots All-Access" airs weekly throughout the season on WBZ-TV Channel 4 in Boston and regional affiliates in Hartford, CT, Providence, RI, Springfield, MA, Burlington, VT, and Portland and Bangor, ME. "Patriots All-Access" features exclusive behind-the-scenes access and in-depth weekly features on Patriots players and personnel. Hosted by WBZ's Steve Burton, the show features weekly sit-downs with Bill Belichick including the popular "Belestrator" segment where the coach breaks down upcoming opponents with Scott Zolak. The program airs Fridays from 7-8 p.m. on WBZ-TV and Sunday from 9-10 a.m. on myTV38 in Boston. Check local listings for airtime.

PATRIOTS THIS WEEK

Fridays from 10:30-11 p.m. on NBC Sports Boston

Insider information. Passionate debate. Timely analysis. That's what "Patriots This Week" delivers. The show is hosted by Bob Socci and features former Patriots Scott Zolak and Matt Chatham for this fast-paced, half-hour of football talk. From breaking down the previous contest to game planning the next opponent, there's no better way to get ready for football than "Patriots This Week" — every Friday at 10:30 p.m. on NBC Sports Boston.

PATRIOTS 5th QUARTER

Immediately following each game on WBZ-TV/myTV38

WBZ-TV and myTV38 team up to broadcast "Patriots 5th Quarter" immediately following each Patriots game. Steve Burton, Scott Zolak and Christian Fauria provide instant reaction and analysis in studio and at the stadium. "Patriots 5th Quarter" also features exclusive live coverage of Patriots postgame press conferences with Bill Belichick and Patriots players.

Patriots Unfiltered TV

NBC Sports Boston

The crew from Patriots Unfiltered teams up with NBC Sports Boston once again for "Patriots Unfiltered TV." Tune in each Thursday as the Unfiltered team recaps the previous week's Patriots game while looking ahead to the upcoming opponent. "Patriots Unfiltered TV" is the perfect way to prepare for each game. Check local listings for airtime.

PATRIOTS ON RADIO

PATRIOTS PREGAME AND POSTGAME

Before and after each game on The Sports Hub Patriots Radio Network

For a complete list of The Sports Hub's 37 affiliates, refer to the previous page.

98.5 The Sports Hub is the Patriots flagship station, broadcasting every Patriots game across its FM radio network and featuring broadcasting duo Bob Socci and Scott Zolak. Three hours prior to kickoff, during halftime and after the game, Marc Bertrand and Chris Gasper will be serving up all the pregame news and notes, while Jim Murray joins Bertrand for the postgame show, which includes live sound from the postgame press conferences.

PATRIOTS MONDAY presented by Ace Ticket

Mondays during the season on WEEI Sports Radio 93.7 FM (Boston); 103.7 FM (Providence); 1440 AM (Worcester); 105.5 FM (Springfield); 96.3 FM (Cape Cod); 95.9 FM (Portland/Lewiston, ME); 93.5 FM (Keene, NH) and Patriots.com.

WEEI Sports Radio broadcasts Patriots Monday each week, offering fans unique insight and analysis from Bill Belichick and Patriots players. WEEI will broadcast Patriots Monday each Monday, kicking off with The Greg Hill Morning Show at 6 a.m., followed by Dale Arnold and Rich Keefe at 10 a.m. and Glenn Ordway, Lou Merloni, Christian Fauria from 2 to 6 p.m.

PATRIOTS FRIDAY presented by Toyota

Fridays during the season on WEEI Sports Radio 93.7 FM (Boston); 103.7 FM (Providence); 1440 AM (Worcester); 105.5 FM (Springfield); 96.3 FM (Cape Cod); 95.9 FM (Portland/Lewiston, ME); 93.5 FM (Keene, NH) and Patriots.com.

WEEI broadcasts Patriots Friday each week, offering fans a look ahead at the weekend's game, match ups and rivalries. Various Patriots players will be featured on air. WEEI will broadcast Patriots Fridays each week throughout the season.

PATRIOTS.COM AND THE OFFICIAL PATRIOTS APP

The team's official website and app for iOS and Android are the most comprehensive sources of Patriots content on the planet. News, video, photos and audio are updated 365 days a year by the Kraft Sports & Entertainment Content team.

NEWS

Patriots.com features daily updates and exclusive content offering everything from breaking news to player features and the popular "Unfiltered Q&A" postings.

VIDEO

The Patriots offer video ready for any device with a screen. Live video includes every Bill Belichick and player press conference, the Dunkin Pregame Show and the Postgame Show along with other events such as special episodes of Patriots All Access and the Patriots Hall of Fame induction ceremony. On demand video ranges from daily news updates, special features, player interviews, game highlights and Patriots Cheerleaders. Video offerings also include exclusive content such as postgame locker room celebrations and "Belichick Breakdown" where Coach gives his unique insight into opponents and plays.

AUDIO

Live, original radio shows and on demand podcasts produced from the studios at Gillette Stadium are available on Patriots.com, the Patriots app, TuneIn Radio, iTunes, Spotify and other podcast platforms. The line-up includes "Patriots Unfiltered," the team's flagship show featuring the content producers from Patriots.com and "Patriots Playbook" with John Rooke. Also, "Pats from the Past" has Patriots Hall of Fame Executive Director Bryan Morry and Matt Smith, the Patriots Executive Producer, sitting down for extended conversations with former Patriots. Morry and Smith's combined 40 years of experience with the team makes for great interviews with fan favorites over the decades.

Additional audio content includes video conferences and conference calls, player interviews, Training Camp-cast, Patriots Prospect Reports and special live NFL Draft shows. Patriots audio... anytime, anywhere. Check Patriots.com for in-season and offseason schedules.

PHOTOS

The Patriots in-house photographers produce the largest selection of Patriots game action and behind-the-scenes photos in the world. Hundreds of player and cheerleader galleries will keep you clicking!

PATRIOTS SOCIAL MEDIA

The Patriots social media channels bring the fans closer to the team with unmatched behind-the-scenes access. From press releases and roster transactions to action photos and exclusive videos, the Patriots social media accounts are a must follow for all Patriots fans. The Patriots are active on multiple platforms, providing on-field statistics and milestones, off-the-field lifestyle content as well as information, news and updates. Follow the team's official accounts: Facebook (NewEnglandPatriots), Twitter (@patriots), Instagram (@patriots), Snapchat ('patriots'), YouTube (patriots), TikTok (@patriots) and Pinterest (patriots).

2020 PATRIOTS CHEERLEADERS

The New England Patriots Cheerleaders and Pat Patriot Mascot look forward to another successful year in 2020, developing relationships with fans and aspiring young cheerleaders throughout New England. While the Patriots Cheerleaders have become accustomed to entertaining thousands of Patriots fans from the sidelines, the squad also works closely with the Patriots Foundation, supporting the efforts of charitable organizations throughout New England, using their celebrity status to make a difference in the community. The Special Olympics, T.A.P.S., Cradles for Crayons and Read Between the Lines are a few of the Patriots Cheerleaders' favorite organizations to partner with. In addition to their philanthropic efforts, the squad also makes public appearances for local businesses and corporations, spreading cheer to fans at a variety of events throughout New England and across the country. Those events include parades, trade shows and grand openings to name a few.

The New England Patriots Cheerleaders proudly maintain a well-established Junior Cheerleader program, where youth ages 7-17 attend a clinic with the squad, perform on the Gillette Stadium field and make community appearances with the Patriots Cheerleaders throughout the season in connection with the squad's community relations efforts. The Patriots Cheerleaders also partner with Dana Farber annually, hosting the Cheer for Dana Farber program, where local cheerleading squads raise funds for cancer research in exchange for the opportunity to win a clinic experience hosted by the Patriots Cheerleaders.

A winter audition drew nearly 300 applicants to compete for the opportunity to join the 2020 co-ed cheerleading team. The squad is populated with a range of students and professionals, including a market analyst, school teacher, musician and a dental hygienist. This year's squad will continue to serve as Patriots ambassadors throughout New England. For more information on the Patriots Cheerleaders or Pat Patriot Mascot, email cheerleaders@patriots.com or visit www.patriots.com/cheerleaders.

Patriots CHEERLEADERS

2020 PATRIOTS CHEERLEADERS

Director of Cheerleading
Tracy Sormanti

Cheerleader Supervisor
Jennifer Sullivan

Pat Patriot Mascot
Adam Visbaras
Scott Smith

Line Captain
Julia Rossi

Veterans
Laura Aramini
Driss Dallahi
Lauren Daniska
Daescia DeMoranville
Morgan Dzicek
Kayla Jensen
Victoria McAleer
Alexis Melvin
Kaitlyn Morris
Dana Richardson
Steven Sonntag
Victoria Stavropoulos
Bailey Williams
Alysha Yarbrough
Emily Yeo

2020 STAFF DIRECTORY

Ownership/Board of Directors
Robert K. Kraft, Chairman and CEO
Jonathan A. Kraft, President
Daniel Kraft
Josh Kraft

Coaching
Bill Belichick, Head Coach
Cam Achord, Special Teams Coordinator
Brian Belichick, Safeties
Steve Belichick, Outside Linebackers
Carmen Bricillo, Offensive Line
Troy Brown, Running Backs, Kick Returners
Moses Cabrera, Head Strength and Conditioning
Nick Caley, Tight Ends, Fullbacks
DeMarcus Covington, Defensive Line
Ivan Fears, Running Backs
Jedd Fisch, Quarterbacks
Joe Houston, Special Teams Assistant
Mick Lombardi, Wide Receivers
Deron Mayo, Strength and Conditioning Assistant
Jerod Mayo, Inside Linebackers
Josh McDaniels, Offensive Coordinator
Mike Pellegrino, Cornerbacks
Cole Popovich, Offensive Line
Tyler Hughes, Offensive Assistant
Vinnie Sunseri, Defensive Assistant

Player Personnel
Nick Caserio, Director of Player Personnel
Mike Aronian, Software Engineer
Alex Brooks, Scouting Assistant
Steve Cargile, Pro Scout
D.J. Debick, Area Scout
Matt Groh, National Scout
Jordon Hein, Scouting Assistant
Jonathan Howard, Area Scout
Tucker Ingraham, Area Scout
Matt Lindsay, Chief Data Scientist
Ronnie McGill, Pro Scout
Nancy Meier, Director of Scouting Administration
Richard Miller, Director of Research
Marshall Oium, Pro Scout
Taylor Redd, Area Scout
Brian Smith, College Scouting Coordinator
Camren Williams, Area Scout
Brandon Yeargan, National Scout
Eliot Wolf, Scouting Consultant
Dave Ziegler, Assistant Director of Player Personnel

Football Operations
Berj Najarian, Director of Football/Head Coach Administration
Ernie Adams, Football Research Director
Joe Kim, Director of Skill Development
Richie Armand, Assistant, Player Operations & Engagement
Bobby Brown, Coordinator, Football Operations & Team Travel
Dan Famosi, IT Specialist
Ted Harper, Team Sports Dietitian
Chris Mattes, Coordinator, Player Operations & Engagement

Equipment
Brenden Murphy, Equipment Manager
Cory Goldstein, Equipment Assistant
Scott Weeden, Equipment Assistant

Athletic Trainers
Jim Whalen, Head Athletic Trainer
Michael Akinbola, Assistant Athletic Trainer/Physical Therapist
Johannn Bilsborough, Director of Performance & Rehabilitation
Chris Dolan, Physical Therapist
Daryl Nelson, Associate Athletic Trainer

Medical
Mark Price, M.D., Medical Director
Peter Asnis, M.D., Team Physician
Bertram Zarins, M.D., Team Physician Emeritus
Paul Cusick, M.D., Physician, Mass General
Britt Nicholson, M.D., Physician, Mass General
Li Tso, M.D., Physician, Mass General
Michael A. Miller, D.C., CCSP, Team Chiropractor
Scott Martin, Team Physician

Video
Jimmy Dee, Video Director
Teddy Cioper, Video Assistant
Fernando Neto, Assistant Video Director
Jared Rita, Video Assistant

Administration
Jane Lydon, Executive Assistant to the Chairman and CEO
Tracy Fiore, Executive Assistant to the President
Anya Gorny, Executive Assistant to the President
Robyn Glaser, Senior Vice President, Business Affairs, The Kraft Group; NFL Compliance Officer
Kim Healey, Executive Assistant
Al Labelle, Chief of Staff to the Chairman and CEO
Margaret Murphy-Keefe, Executive Assistant to the President

Broadcast Production
Matt Smith, Senior Executive Producer

Corporate and Community Affairs
Josh Kraft, President of the New England Patriots Foundation
Andre Tippett, Executive Director of Community Affairs
Donna Spigarolo, Director of Community Relations

Gillette Stadium Operations
Jim Nolan, Chief Operating Officer
Jason Stone, Vice President of Stadium & Site Operations

Finance
Jim Wilson, Vice President of Finance

Food and Beverage
David Wheeler, Vice President of Food and Beverage

Human Resources
Robin Boudreau, Senior Vice President of Human Resources for the Kraft Group

Information Technology
Michael Israel, Chief Information Technology Officer

Legal
Jim Cobery, General Counsel, The Kraft Group

Media Relations
Stacey James, Vice President of Media & Community Relations
Aaron Salkin, Director of Media Relations
Michael Jurovaty, Assistant Director of Media Relations
Anne Noland, Communications Strategist

Social Media
Cecily Faenza, Director of Content Strategy
Lauren Spencer, Social Media Supervisor

Patriots Cheerleaders
Tracy Sormanti, Cheerleader Director

Patriots Football Weekly and Patriots.com
Fred Kirsch, Publisher and Vice President of Content

Retail Operations
James Scollins, Senior Director of Retail Operations

Sales and Marketing
Jennifer Ferron, Chief Marketing Officer
Murray Kohl, Vice President of Corporate Sponsorship Sales
David Pearlstein, Vice President of Corporate Relationships
Ali Towle, Senior Director of Brand and Fan Experience

TeamOps
Bill Christiansen, Vice President of Security

The Patriots Hall of Fame presented by Raytheon Technologies
Bryan Morry, Executive Director

Ticket Operations
Sarah Bravo, Director of Box Office
Bryan Flaherty, Director of Patriots Ticketing

PATRIOTS FOUNDATION

CELEBRATE VOLUNTEERISM

The New England Patriots Foundation is the nonprofit organization established by Robert Kraft in 1994 to support charitable and philanthropic agencies throughout New England. Understanding the positive impact and value of volunteering, the Kraft family built the foundation around the spirit of volunteerism and giving sweat equity to those in need.

The foundation supports charitable causes aiding individuals and families that are often marginalized in today's society – those who are asking for a hand up instead of a hand out. The foundation believes in a society where all individuals have equal access to opportunities for success, personal growth and well-being. By addressing societal issues that are impacting under-resourced communities, the foundation is helping to strengthen the New England region through philanthropic investments.

In March 2020, as the world faced new challenges due to the coronavirus pandemic, the Patriots Foundation, in partnership with the Kraft Sports + Entertainment family of businesses, sought new opportunities to support those most in need throughout New England. During a time unlike any our country or world had seen, the Kraft Sports + Entertainment entities were united in their pursuit to remain connected – to each other, to their fans and to the community.

While the focus of Kraft Sports + Entertainment has always been to bring people together and provide great entertainment, the focus shifted to being "TOGETHER while APART." This unique initiative provided essential resources to New England families and outlined a variety of ways that New Englanders could join the organization in giving back. In doing so, the Patriots Foundation shifted its overarching vision into immediate action and support, meeting urgent community needs, especially for those most marginalized, in a time of crisis.

With the support of current and former Patriots players, alumni, coaches and fans, the foundation remains committed to building stronger communities. Winning off the field is equally as important as winning on the field, and the foundation is dedicated to building brighter futures for children and families in New England.

To learn more about foundation-related events and programs, please visit www.patriots.com/community. If you have any questions, please contact us at 508-543-8200 or charitableevents@patriots.com.

TOGETHER *while* APART

NEW ENGLAND PATRIOTS FOUNDATION
CELEBRATE VOLUNTEERISM

Since establishing the Patriots Foundation in 1994, the Kraft family and current and former Patriots players have donated hundreds of thousands of hours to giving back to their communities. In 2011, the foundation established the Celebrate Volunteerism initiative as a way to educate people about the need for volunteering and to increase awareness for volunteer opportunities. The foundation honors deserving volunteers through the Myra Kraft Community MVP Awards program and the Patriots Difference Maker of the Week Award. They also encourage others to follow the Kraft family's example of being lifelong volunteers by engaging season ticket members in volunteer projects and supporting student volunteers through Project 351.

58,000,000+ From April 2019 to January 2020, Patriots fans across the globe spent more than 58 million minutes volunteering in their communities as part of the NFL's Huddle for 100 initiative.

113,000+ More than 113,000 Patriots fans participated in the NFL's Huddle for 100 initiative from April 2019 to January 2020.

$3,000,000+ Since its inception, the Myra Kraft Community MVP Awards program has provided more than $3 million to New England-area nonprofit organizations on behalf of community volunteers.

11 to 92 Proving that there is no age limit to giving back, winners of the Myra Kraft Community MVP Award and the Patriots Difference Maker of the Week Award have ranged in age from 11 to 92.

500+ More than 500 volunteers have been recognized through the Myra Kraft Community MVP Awards and the Patriots Difference Maker of the Week program.

3,700+ Eighth graders in Massachusetts have been selected as Project 351 Ambassadors for their dedication to volunteering in their communities.

783,000+ More than 783,000 people have been positively impacted by Project 351 Ambassador-led community projects.

EDUCATION

The Kraft family and the Patriots Foundation are committed to helping children receive quality educational programming that encourages the importance of learning, while taking a special interest in under-served communities. Over the past 26 years, they have implemented programs for character development, promoted the importance of reading, provided STEM opportunities to youth, awarded scholarships, funded endowments and shown their appreciation for local educators.

$250,000 In response to the COVID-19 pandemic, the Kraft family made a $250,000 donation to the Boston Resiliency Fund, helping to purchase Chromebooks for students in Boston Public Schools so they could continue their education at home.

15,000 Last August, the Patriots and Revolution teamed with the Massachusetts Military Support Foundation to donate 15,000 back packs filled with school supplies to military families.

10,000+ Since its inception, more than 10,000 students have participated in Read Between the Lines, a summer reading blitz led by the Patriots Hall of Fame presented by Raytheon Technologies.

3,000+ More than 3,000 middle school students across New England have participated in Character Playbook, a digital platform educating students on how to cultivate and maintain healthy relationships.

500+ Current and former Patriots players, cheerleaders and Pat Patriot have visited more than 500 schools across New England to promote the importance of reading.

20,000+ Each year, more than 20,000 students visit the Patriots Hall of Fame presented by Raytheon Technologies to participate in educational programming.

HEALTHCARE

From promoting early detection of cancer, to donating funds to health centers, to having current and former players visit hospitals, the Kraft family and the Patriots Foundation are dedicated to providing critical resources to support healthcare research and services. In response to the COVID-19 pandemic, Gillette Stadium became a public safety testing site and hosted dozens of blood drives to support local hospitals. The Kraft family also helped secure and deliver personal protective equipment (PPE) to healthcare workers in Massachusetts and New York.

1,800,000+ The Kraft family helped provide and transport more than 1.8 million respirator masks from China to assist healthcare workers in Massachusetts, Rhode Island and New York battling the coronavirus.

$179,370 In the month of April, Patriots and Revolution fans donated $179,370 to help purchase additional healthcare equipment. These donations went to providing medical gowns for hospital workers in Massachusetts.

45+ From March through July, Gillette Stadium hosted 45 blood drives to benefit the American Red Cross and the Kraft Family Blood Donor Center.

$1,000,000+ Together with the American Cancer Society, the Patriots Foundation has provided more than $1 million to community health centers in under-served communities.

1,000+ Current and former Patriots players, coaches, cheerleaders and Pat Patriot have made more than 1,000 visits to New England-area hospitals.

8,000+ Thanks to a collaboration among Gillette Stadium officials, state leaders and other organizations, Gillette Stadium hosted a COVID-19 drive-thru testing site for public safety officials and successfully administered more than 8,000 tests to front-line workers.

HOLIDAY GIVING, HOMELESSNESS & HUNGER

For more than 26 years, the Kraft family and the Patriots Foundation have supported initiatives that provide clothing, food, gifts and other essential items to children and families across the region. Each year, the foundation hosts signature holiday events including Thanksgiving in a Basket and the Children's Holiday party to bring smiles to children and families in need. The foundations efforts continue throughout the year and in response to the COVID-19 pandemic, the foundation provided food and paper products to more than 70 food pantries and homeless shelters across the region.

$100,000+ In response to COVID-19, Gillette Stadium donated more than $100,000 in frozen food and paper products to local food banks and homeless shelters in Massachusetts and Rhode Island.

500 In November 2019, the Patriots teamed with Shaw's to donate 500 turkeys, along with all of the Thanksgiving fixings, to families in need.

220 Two days before Thanksgiving 2019, the Kraft family and current and former Patriots players donated 220 Thanksgiving baskets to families served by Morgan Memorial Goodwill Industries in Boston.

$20,000 Last December, The Patriots Foundation, Devin McCourty, the Patriots Alumni Club and Bass Pro Shops donated $20,000 to the annual Gifts from the Gridiron holiday shopping event for children in need.

250 Each year, 250 children from the Salvation Army and community centers across New England enjoy the Children's Holiday Party at Gillette Stadium.

84,0000+ The Kraft family and the Massachusetts Military Support Foundation provided more than 84,000 meals to the city of Chelsea during the COVID-19 pandemic.

150+ More than 150 local food banks and pantries received food donations from the Patriots, Revolution and Massachusetts Military Support Foundation during the COVID-19 pandemic.

500 Last winter, the Kraft family and Patriots Foundation donated 500 EMPWR coats to homeless shelters all across New England. The water-resistant coats double as a sleeping bag and were handmade by seamstresses that were once homeless.

400 Over the past two years, the Patriots and Bob's Discount Furniture have donated 400 Bob-O-Pedic beds and gifts to children in foster care.

MILITARY

The military holds a special place in the hearts of the Kraft family and the entire Patriots organization. Over the years, the foundation has implemented programs and initiatives that support active duty military members and their families. They are also committed to celebrating all of the veterans who dedicated their lives to protecting our freedoms. During the COVID-19 pandemic, the Patriots and Revolution teamed with the Massachusetts Military Support Foundation to launch Food4Vets, a program designed to ensure military, veterans and their families received meals during quarantine.

4,000,000+ The Patriots and Revolution teamed with the Massachusetts Military Support Foundation for the Food4Vets program, distributing more than 4 million meals to military, veterans and their families.

84 Each of the vital food packages created by the Food4Vets program contained 84 meals – enough to last two people, three meals a day for 14 days during the COVID-19 pandemic.

15,000,000+ As an extension of the Food4Vets program, more than 15,000,000 pounds of fresh produce and dairy products were donated to families in need.

2,500+ The Patriots, Revolution and Massachusetts Military Support Foundation donated 2,500 special tailgate food packages to military families during their Soup-R Bowl events.

40,000+ Military, veterans and their families received more than 40,000 pounds of pasta through the Food4Vets program.

300 Gold Star families in Massachusetts received special Mother's Day tailgate packages courtesy of the Food4Vets program.

2,500+ For Memorial Day, volunteers planted more than 2,500 American flags in a garden outside Gillette Stadium, representing all of the men and women from Norfolk county, including Foxborough, that have lost their lives defending our country.

SOCIAL JUSTICE

The Kraft family and the Patriots organization believe that social justice reflects a society where all individuals have equal footing and unchallenged access to opportunities throughout their lives – irrespective of their ethnic origin, gender, gender identity, race, religion or zip code. We are committed to providing individuals in New England and around the world with equal access to opportunities for success, well-being and personal growth, while also addressing societal issues that are impacting marginalized and under-resourced communities by building bridges and creating a sense of community through philanthropic investments. We strongly believe that by continuing to listen and educate ourselves, together we can all create a world of equity, work to end systemic racism and create meaningful change in our communities.

$1,000,000 In June 2020, the Kraft family announced a $1 million commitment, distributed in $100,000 increments over 10 months, to local social justice grassroots social justice organizations. These grant recipients will be chosen in collaboration with Patriots players.

$900,000+ Since January 2019, the Patriots players social justice fund – with the support of the Kraft family – has donated more than $900,000 in support of social justice causes across the region.

$20,000,000+ In July 2019, Robert Kraft launched the Foundation to Combat Anti-Semitism and committed more than $20 million to support the cause.

$1,500,000,000+ Patriots players advocated for the Student Opportunity Act in the fall of 2019, helping to provide more than $1.5 billion in funding to public schools in Massachusetts with low-income students.

$10,000,000+ Over the past six years, the Kraft Family Foundation has provided more than $10 million in catalyst opportunities, supporting more than 70 nonprofit organizations focused on anti-violence efforts, educational opportunity, quality healthcare access, workforce development, youth leadership development and more.

PLAY 60 & YOUTH FOOTBALL

For more than 26 years, the Kraft family and the Patriots Foundation have been encouraging people of all ages to live a healthy lifestyle while also showing their support for youth football. Throughout the year, current and former Patriots players, cheerleaders and Pat Patriot team with the New England Dairy Council to encourage students to exercise for at least 60 minutes a day. The foundation offers their support to local schools and athletic programs to ensure that students have access to healthy foods, fitness activities and equipment. The foundation also hosts a variety of programs that teach football fundamentals, ensure the safety of its participants and increase access to the game.

30,000+ More than 30,000 youth have participated in the free Football for YOU clinics hosted by the New England Patriots Alumni Club and the Patriots Foundation.

23,000+ Last year, more than 23,000 children participated in NFL Flag football programs across New England.

8,000+ More than 8,000 athletes have participated in the Special Olympics Flag Football and Cheerleading Championships at Gillette Stadium.

240+ More than 240 football coaches have been recognized with the Patriots High School Coach of the Week Award and received grants for their football programs.

$250,000 Last fall, the Kraft family and the Patriots Foundation provided $250,000 in grants to local high schools, helping them to purchase new equipment for their football programs.

73,000+ Fuel Up to Play 60 has been implemented at more than 73,000 schools nationwide.

$250,000 Over the past decade, as part of their commitment to the Play 60 program, the Kraft family and the Patriots Foundation have donated more than $250,000 to support health and wellness programs at New England-area schools.

PATRIOTS FOUNDATION

CELEBRATE VOLUNTEERISM

HOW YOU CAN HELP

The Kraft family and the Patriots Foundation would not be able to coordinate events and programs to support children and families across the region without generous contributions from Patriots fans. Throughout the year, sponsors, premium seating clients, Season Ticket Members and avid Patriots fans participate in a variety of fundraising events and programs that helps the Kraft family and the Patriots Foundation continue to expand its reach in New England communities. To learn more about these opportunities, please visit **www.patriots.com/community**.

DO YOUR PART

The Kraft family and the Kraft Sports + Entertainment family of businesses are dedicated to listening, learning and doing our part in the areas of social justice and anti-racism. We understand our platform in the New England and sports communities and we hope that our actions will inspire actions by others. Together, we can create a world of equity, work to end systemic racism and create meaningful change in our communities. We are encouraging our fans to visit **www.patriots.com/doyourpart** to get involved.

DO YOUR PART

TOGETHER WHILE APART

As we navigate through the coronavirus pandemic, it's important that we all remain "TOGETHER while APART." During this time of crisis, we will continue to meet the needs of our New England communities, especially for those most marginalized, but we need your help. Families are still struggling with food insecurity and homelessness and hospitals are still lacking blood donations and proper equipment. We will continue to do our part to support these efforts and are encouraging our fans to get involved. To learn more, visit **www.patriots.com/covid19**.

TOGETHER while APART

WIN TOGETHER

When we work together, real success follows. Discover how Putnam's team approach to active management can help you succeed. **Talk to your advisor today.**

New England Patriots trademarks, including the Patriots logo, are the property of New England Patriots LLC, and are used pursuant to a licensing agreement with New England Patriots LLC.

PATRIOTS

EVERY DAY
IS GAMEDAY

NFL players have always strived to be their best, and they treat every day like gameday. Whether they're on the field or on the bench, the decision to be their best happens every morning.

Gillette

NFL

© 2020 The Procter & Gamble Company