



# GAMENOTES

2020

**CHIEFS VS. PATRIOTS**

October 4, 2020





## CHIEFS TAKE ON PATRIOTS AT ARROWHEAD STADIUM



VS.



The Kansas City Chiefs return to Arrowhead Stadium after back-to-back road wins to face the New England Patriots on Sunday, Oct. 4. Kickoff on CBS is slated for 3:25 p.m. CT. On Monday, the Chiefs defeated the Ravens 34-20 at M&T Bank Stadium. Kansas City's offense racked up a season-high 517 total yards while the defense only allowed Baltimore 228 total yards. QB Patrick Mahomes tallied 385 passing yards, four passing TDs and one rushing TD in the contest.

The Chiefs enter Sunday's game riding a franchise record 12-game win streak (including playoffs). KC's last loss was at the Titans in Week 10 (32-35). For the first time in 50 years, the 2019 Kansas City Chiefs returned to the Super Bowl, defeating the San Francisco 49ers 31-20 in Super Bowl LIV in Miami on Feb. 2, 2020. The Chiefs were crowned AFC Champions after a 35-24 victory over the Tennessee Titans at Arrowhead Stadium, earning the Lamar Hunt Trophy for the first time in franchise history. The Chiefs have hosted the conference title game the last two seasons. KC has qualified for the postseason six out of seven seasons under Head Coach Andy Reid and have won four-consecutive AFC West titles. KC has tallied a 33-10 (.767) mark against AFC West opponents since 2013, including victories in 28 of the last 30 meetings (.933). The Chiefs hold a 49-14 (.778) record against AFC opponents dating back to 2015.

Chiefs Head Coach Andy Reid owns 225 career victories (regular and postseason combined). He ranks sixth on the NFL's all-time wins list. In eight seasons with the club, Reid has tallied 80 regular season wins. NFL/ Super Bowl MVP QB Patrick Mahomes has recorded 10,310 yards, 85 touchdowns and only 18 INTs (+67 TD/INT differential) in his career. In 34 games, he's notched 19 300+ passing yard performances. Mahomes only threw five INTs last season in 484 pass attempts. TE Travis Kelce owns 19 games with 100+ receiving yards and has caught at least one pass in 98 consecutive games. Kelce eclipsed 1,000 receiving yards again last year, becoming the first tight end in NFL history to do so in four-straight seasons. Since entering the league in 2016, WR Tyreek Hill is tied for first among all NFL pass catchers with 55 receptions of 25+ yards. In his seventh NFL season, WR Sammy Watkins has averaged 14.7 yards per catch in his career.

Defensively, the Chiefs are the only team in the NFL to not give up more than 20 points in their first three games this season. KC ranks second in the AFC and sixth in the NFL this season in sacks (10.0). Last year the Chiefs added several new faces, including Defensive Coordinator Steve Spagnuolo, S Tyrann Mathieu and DE Frank Clark. Mathieu recorded four INTs, 12 passes defended and 2.0 sacks last season and Clark had one interception, 8.0 sacks, three forced fumbles and one fumble recovery. DT Chris Jones led the team with 9.0 sacks. The Chiefs had 45.0 sacks last season, 16 INTs and 12 forced fumbles. KC forced 23 turnovers in 2019 (16 INTs, seven fumble recoveries). On special teams, K Harrison Butker has made 101 of his 113 career field goal attempts (89.4%) and 146 of 155 PATs (94.2%).

Kansas City Chiefs (3-0) vs. New England Patriots (2-1)

Sunday, October 4, 2020 • 3:25 p.m. CT • CBS

Arrowhead Stadium • Kansas City, Missouri

### THIS WEEK'S MEDIA AVAILABILITY

Date	Practice	Coach	Media	Players
Tuesday, Sept. 29	No Media Availability			
Wednesday, Sept. 30	1:20 p.m.	Reid	11:45 a.m.	11:45 a.m.
Thursday, Oct. 1	1:20 p.m.	Assts.	11:45 a.m.	11:45 a.m.
Friday, Oct. 2	11:45 a.m.	Reid	1:00 p.m.	1:00 p.m.
Saturday, Oct. 3	No Media Availability			
Sunday, Oct. 4	KC vs. NE - Arrowhead Stadium - 3:25 p.m.			

\* All times are approximate and subject to change with little or no notice. All availabilities will be held via Zoom.

• Chiefs assistant coaches will be made available to the Kansas City media on Thursday.

### BROADCAST INFORMATION

#### TV Coverage

CBS (KCTV5 Local)

**Play-by-Play:** Jim Nantz

**Analyst:** Tony Romo

**Sideline:** Tracy Wolfson

**Tico Sports (Kansas City)**

**Real Country 1030 AM (KCWJ)**

Spanish Radio Broadcast

**Play-by-Play:** Enrique Morales

**Color:** Oscar Monterroso

**Sideline:** Hannah Bassham

#### Chiefs Radio Network

WDAF (106.5 FM)

**Play-by-Play:** Mitch Holthus

**Color:** Danan Hughes

**Sideline:** Josh Klingler

**Chiefs Pregame & Postgame Show**

WDAF (106.5 FM) & KCSP (610 AM)

**Hosts:** Art Hains and Dan Israel

**National Radio Broadcast**

Sports USA

**Chiefs Twitter Accounts:** @Chiefs

@KCChiefs\_Matt @ChiefsPR

### CHIEFS MEDIA WEBSITE INFORMATION

The Kansas City Chiefs 2020 Media Guide is available on the Chiefs media information website, NFL.OMG.com. In 2015, the club introduced an improved interactive online media guide that features an in-game statistics monitoring platform, in addition to the weekly press materials such as transcripts, weekly releases, bios, additional stats and more. The club's guide is updated weekly throughout the season to reflect the most up-to-date information. Media members can also access the Chiefs credential application through the site. To login, the username is **chiefsmedia** and the password is **chiefs**.

### DID YOU KNOW?

Last week, after a 385-yard passing performance against the Ravens, Chiefs QB Patrick Mahomes became the fastest player in NFL history to eclipse 10,000 passing yards. It took Mahomes 34 career games to hit the mark, surpassing Pro Football Hall of Famer Kurt Warner who accomplished it in 36 games.

### CHIEFS COMMUNICATIONS STAFF CONTACT INFORMATION

Ted Crews  
Brad Gee  
Luke Shanno  
Cydney Ricker  
Jordan Trgovac  
Jordan Colquitt  
Tristan Vitale

Vice President of Communications  
Director of Football Communications  
Corporate Communications Manager  
Manager of Football Comm. & Admin.  
Communications Assistant  
Communications Seasonal Assistant  
Communications Seasonal Assistant

(816) 920-4359  
(816) 920-4349  
(816) 920-4351  
(816) 920-4352  
(816) 920-4353  
(816) 920-4403  
(816) 920-4355

tcrews@chiefs.nfl.com  
bgee@chiefs.nfl.com  
lshanno@chiefs.nfl.com  
cricker@chiefs.nfl.com  
jtrgovac@chiefs.nfl.com  
jcolquitt@chiefs.nfl.com  
tvitale@chiefs.nfl.com

## CHIEFS VS. PATRIOTS TEAM COMPARISONS

	 Chiefs	 Patriots
Record .....	3-0 .....	2-1 .....
Division Standing .....	1st (AFCW) .....	2nd (AFCE) .....
Turnover Margin (NFL Rank) .....	+2 (T-9th) .....	+4 (T-2nd) .....

### Offense (NFL Rank)

Net Yards Per Game .....	433.3 (5th) .....	409.0 (8th) .....
Yards Per Play .....	6.2 (7th) .....	6.1 (8th) .....
Points Per Game .....	30.3 (T-4th) .....	29.0 (T-11th) .....
Possession Average .....	31:03 (11th) .....	32:43 (6th) .....
Net Rushing Yards Per Game .....	141.0 (9th) .....	178.0 (1st) .....
Net Passing Yards Per Game .....	292.3 (4th) .....	231.0 (22nd) .....
Had Intercepted/Yards .....	0/0 .....	2/24 .....
Sacks Allowed/Yards .....	2/-21 (T-1st) .....	5/-21 (T-8th) .....
Fumbles/Lost .....	1/1 .....	2/1 .....
Third Down Pct. ....	58.5% (1st) .....	45.5% (11th) .....
Red Zone TD Pct. ....	70.0% (T-10th) .....	60.0% (18th) .....
Giveaways .....	1 (T-2nd) .....	3 (T-9th) .....

### Defense (NFL Rank)

Net Yards Per Game .....	355.7 (11th) .....	357.7 (T-12th) .....
Yards Per Play .....	5.6 (16th) .....	6.2 (25th) .....
Points Per Game .....	20.0 (6th) .....	22.0 (11th) .....
Net Rushing Yards Per Game .....	153.0 (27th) .....	122.3 (19th) .....
Net Passing Yards Per Game .....	202.7 (4th) .....	235.3 (11th) .....
Intercepted By/Yards .....	2/39 .....	4/63 .....
Sacks For/Yards .....	10/-53 (6th) .....	5/-34 (T-22nd) .....
Opponent Fumbles/Lost .....	4/1 .....	4/3 .....
Third Down Pct. ....	40.6% (13th) .....	37.0% (7th) .....
Red Zone TD Pct. ....	60.0% (T-12th) .....	55.6% (9th) .....
Takeaways .....	3 (T-18th) .....	7 (T-1st) .....

### Special Teams (NFL Rank)

Punts-Average Yards (Gross) .....	46.1 (17th) .....	46.7 (14th) .....
Punts-Average Yards (Net) .....	37.4 (29th) .....	44.3 (7th) .....
Punt Returns-Average Per .....	11.5 (8th) .....	3.7 (26th) .....
Punt Returns-Average Per Allowed ...	12.7 (26th) .....	8.5 (17th) .....
Kickoff Returns-Average Per .....	24.5 (11th) .....	23.2 (13th) .....
Kickoff Returns-Avg. Per Allowed .....	30.0 (28th) .....	24.6 (21st) .....
Field Goals Made/Attempted .....	5/6 (T-17th) .....	4/6 (T-28th) .....

### Penalties (NFL Rank)

Penalties Against/Yards .....	18/133 (T-16th) .....	7/92 (1st) .....
Opp. Penalties Against/Yds .....	17/122 (T-19th) .....	19/143 (T-9th) .....

## CHIEFS VS. PATRIOTS IND. COMPARISONS

 Chiefs		 Patriots
	<b><u>PASSING YARDS</u></b>	
Mahomes.....	898	Newton..... 714

<u><b>RUSHING YARDS</b></u>			
Edwards-Helaire .....	240	Michel.....	173
Mahomes.....	80	Newton.....	149
Hill.....	34	Burkhead.....	83
Thompson.....	32	Taylor.....	70

<u>RECEIVING YARDS</u>			
Kelce.....	227	Edelman.....	259
Hill.....	222	Harry.....	145
Watkins.....	155	Byrd.....	99
Hardman.....	117	Burkhead.....	96

<u>POINTS SCORED</u>			
Butker .....	23	Newton .....	24
Hill .....	18	Folk .....	21
Kelce .....	12	Burkhead .....	18
Hardman .....	8	Four Tied .....	6

<u><b>INTERCEPTIONS</b></u>	
Sneed .....	2
Phillips .....	1
Gilmore .....	1
D. McCourty .....	1
J. Jackson .....	1

<u>SACKS</u>			
Jones.....	3.5	Rivers.....	1.5
Clark.....	2.0	Calhoun.....	1.5
Four Tied.....	1.0	Winovich.....	1.5
		Wise.....	0.5

<b><u>DEFENSIVE TACKLES</u></b>			
Hitchens.....	21	Phillips.....	22
Mathieu.....	18	Jones.....	16
Wilson.....	17	Bentley.....	14
Jones.....	12	Simon.....	14

<u>KICKOFF RETURNS (AVG.)</u>			
Hardman.....	3 (23.3)	Taylor.....	3 (23.0)
Watts .....	1 (28.0)	Dugger .....	2 (23.5)

<u>PUNT RETURNS (AVG.)</u>			
Hardman.....	2 (11.5)	Byrd.....	2 (0.0)
		Taylor.....	1 (11.0)

<b><u>FIELD GOALS</u></b>			
Butker .....	5/6 (83.3%)	Folk .....	4/6 (66.7%)

<u>PUNTS (GROSS/NET AVG.)</u>			
Townsend .....	9 (46.1/37.4)	Bailey .....	7 (46.7/44.3)

## CHIEFS VS. PATRIOTS SERIES HISTORY

• For the fourth-consecutive season, the Kansas City Chiefs and New England Patriots will meet in a regular season tilt. The matchup between two charter AFL franchises will be the 39th all-time (reg. and postseason) meeting between the two clubs, in a series that dates back each team's AFL inception in 1960.

• Kansas City holds a 19-16-3 (.540) all-time advantage over the Patriots, including a 19-14-3 (.569) mark in regular season matchups. The Chiefs have an all-time regular season record of 11-3-1 (.767) against the Patriots at home, including a 5-1 (.833) record at Arrowhead Stadium.

• Dating back to 2014, Head Coach Andy Reid's first game against the Patriots while at the helm of the Chiefs, KC has scored an average of 32.8 points in six games (reg. and postseason) against NE, having scored 40 points or more on three occasions.

### CHIEFS VS. PATRIOTS SERIES HISTORY (LAST 10 GAMES)

Date	Result	Of Note
11/22/2004*	L, 19-27	NE: Brady: 315 pass. yards; Branch: 105 rec. yds., 1 TD.
11/27/2005*	W, 26-16	KC: Johnson: 119 yards and 1 TD; Tynes: 4 FGs made.
9/7/2008	L, 10-17	NE: Moss: 6 catches for 116 yards and 1 rec. TD.
11/21/2011	L, 3-34	NE: Gronkowski: 2 receiving TDs; Arrington: 2 INTs.
9/29/2014*	W, 41-14	KC: Charles: 3 total TDs; Abdullah: 39-yard INT ret. TD.
1/16/2016^	L, 20-27	NE: Brady: 302 pass. yds. and 2 TDs; Edelman: 10 rec.
9/7/2017	W, 42-27	KC: Smith: 4 passing TDs; Hunt: 246 scrim. yds., 3 TDs.
10/14/2018	L, 40-43	KC: Hill: 142 rec. yards and 3 TDs; Hunt: 185 scrim. yds.
1/20/2019!	L, 31-37 OT	NE: Michel: 113 rushing yards and 2 TDs, GW TD in OT.
12/8/2019	W, 23-16	KC: Hardman: 48-yd. TD catch; Kelce: 4-yd. rush. TD

\*at Arrowhead Stadium    ^AFC Divisional Playoff Game    !AFC Championship Game

## CHIEFS HEAD COACH ANDY REID



Reid is in his 29th NFL season, 22nd as a head coach and eighth with the Chiefs. In his eighth season with the club, he's tallied 80 wins, more victories than any other head coach in franchise history in that timeframe. In 2019, Reid led the Chiefs to their first Super Bowl appearance and victory in 50 years, bringing the Lombardi Trophy back to Kansas City for the first time since 1969. Additionally, the Chiefs 35-24 victory over the Tennessee Titans in the

AFC Championship game brought the Lamar Hunt Trophy to Kansas City for the first time. Under Reid, the Chiefs have made the playoffs six of seven seasons, including a 12-4 record, the number two seed and a bye in 2019.

The Chiefs have played in two-consecutive AFC Championship home games. The club earned four straight AFC West titles (2016-19) for the first time in franchise history. In 2015, the Chiefs won their first playoff game since 1994, defeating the Texans 30-0. The team finished 11-5 after a 1-5 start in 2015. It was the greatest turnaround in a single-season in NFL history. In 2013, Reid led the Chiefs to an 11-5 record marking the greatest single-season turnaround in franchise history after the team finished 2-14 in 2012.

Prior to joining the Chiefs, Reid led the Eagles to a 130-93-1 (.583) regular season record during his 14 seasons as head coach. He led the Eagles franchise to one Super Bowl appearance. When you include his time as an NFL assistant coach, his teams have made the playoffs 21 times (24-19 record), and he has coached in four Super Bowls, eight NFC Championships and two AFC Championships.

Reid spent seven seasons as an assistant coach with the Green Bay Packers under Head Coach Mike Holmgren. Prior to joining the NFL ranks, Reid's final collegiate stop was the University of Missouri (1989-91). Prior to his stint with the Tigers, Reid spent two years working with the offensive line at the University of Texas – El Paso, and before that, he held the same position with Northern Arizona. In 1983, Reid took the position of offensive coordinator and offensive line coach at San Francisco State (1983-85).

A tackle/guard at Brigham Young University from 1979-81, Reid entered the coaching ranks as a graduate assistant at BYU in 1982.

<b>NFL Head Coach:</b>	22nd Year	<b>Record w/ KC:</b>	80-35 (.696)
<b>NFL Coach Overall:</b>	29th Year	<b>Record w/ PHI:</b>	130-93-1 (.583)
<b>NFL Overall:</b>	225-142-1 (.613)	<b>Record vs. NE:</b>	4-4 (.500)
<b>Reg. Season:</b>	210-128-1 (.621)	<b>College:</b>	BYU ('81)
<b>Postseason:</b>	15-14 (.517)	<b>Hometown:</b>	Los Angeles

### ANDY REID'S CAREER PATH

1979-82	BYU	Tackle/Guard ('79-81) Graduate Assistant ('82)
1983-85	San Francisco State	Offensive Coordinator/ Offensive Line
1986	Northern Arizona	Offensive Line
1987-88	Texas-El Paso	Offensive Line
1989-91	Missouri	Offensive Line
1992-98	Green Bay Packers	Tight Ends / Offensive Line ('92-96) Quarterbacks ('97-98)
1999-12	Philadelphia Eagles	Head Coach ('99-00) HC/Exec. V.P. Football Ops ('01-12)
2013-20	Kansas City Chiefs	Head Coach



### ANDY REID'S HARDWARE



Super Bowls

96 97 04 19  
Conference Titles

95 96 97 01 02 03  
04 06 10 16 17 18 19  
Division Titles

## PATRIOTS HEAD COACH BILL BELICHICK



Bill Belichick enters his 46th season as an NFL coach and his 21st season as head coach of the New England Patriots in 2020. Belichick became the Patriots 14th head coach in franchise history on Jan. 7, 2000. In 2019, Belichick led New England to a 12-4 record and their 11th-consecutive AFC East division title.

In 19 seasons with the Patriots, he has delivered six Super Bowl championships, nine conference titles, 17 division crowns and 31 playoff victories. In 2016, Belichick won his fifth Super Bowl as head coach of the Patriots, surpassing Pittsburgh's Chuck Noll for most Super Bowl wins by a head coach. He entered 2020 with the most wins among all active coaches and is currently third all-time with 302 victories as a head coach. Belichick's recent accomplishments are the latest triumphs in an NFL coaching career that began in 1975, during which he has helped produce eight Super Bowl titles, 12 conference championships and 24 division titles. Belichick's coaching journey includes one other stint as a head coach with the Cleveland Browns, where at 38 he became the NFL's youngest head coach at the time.

Prior to joining the Patriots in 2000, Belichick spent 12 seasons with the New York Giants (1979-90) in multiple roles before becoming the head coach of the Browns. He later joined Bill Parcells for several seasons as the assistant head coach/secondary with New England (1996) and held the same role with the New York Jets (1997-99).

Belichick lettered in football, lacrosse and squash while attending college at Wesleyan University. He was inducted into the Wesleyan University Athletics Hall of Fame as part of its inaugural class in 2008. Belichick was raised in Annapolis, Md., where his father, Steve Belichick, a former fullback for the Detroit Lions, coached for 33 years at the Naval Academy.

<b>NFL Head Coach:</b>	26th Year	<b>Record w/ NE:</b>	239-84 (.740)
<b>NFL Coach Overall:</b>	46th Year	<b>Record vs. KC:</b>	9-5 (.643)
<b>NFL Overall:</b>	306-140 (.686)	<b>College:</b>	Wesleyan ('75)
<b>Regular Season:</b>	275-128 (.682)	<b>Hometown:</b>	Annapolis, Md.
<b>Postseason:</b>	31-12 (.721)		

### BILL BELICHICK'S CAREER PATH

1971-74	Wesleyan University	Center/Tight End
1975	Baltimore Colts	Special Assistant
1976-77	Detroit Lions	Asst. Special Teams ('76) Asst. Special Teams/TEs/WRs ('77)
1978	Denver Broncos	Asst. Special Teams/Asst. to Defensive Coord.
1979-90	New York Giants	Special Teams ('79-80) Special Teams/Linebackers ('81-82) Linebackers ('83-84) Defensive Coordinator ('85-88) Def. Coordinator/Secondary ('89-90)
1991-95	Cleveland Browns	Head Coach
1996	New England Patriots	Asst. Head Coach/Secondary
1997-99	New York Jets	Asst. Head Coach/Secondary
2000-20	New England Patriots	Head Coach



### BILL BELICHICK'S HARDWARE



Super Bowls

86 90 01 03 04  
07 11 14 16 17 18  
Conference Titles

75 78 86 89 90 96 98 01  
03 04 05 06 07 09 10 11  
12 13 14 15 16 17 18 19  
Division Titles



## CHIEFS VS. PATRIOTS CONNECTIONS

### Professional

- Patriots **QB Cam Newton** and Chiefs **OL Mike Remmers** were teammates on the Carolina Panthers from 2014-16. They both started on offense for the Panthers in Super Bowl 50.

- Patriots **RB Brandon Bolden's** grandfather, Frank Pitts, was a WR for the Chiefs from 1965-70, contributing to the club's Super Bowl IV championship.

- Patriots **DB Justin Bethel** was teammates with Chiefs **FB Anthony Sherman** in 2012 on the Arizona Cardinals, before being joined in the Cardinals secondary by Chiefs **S Tyrann Mathieu** in 2013. The trio of **Mathieu, Bethel** and Chiefs **DE Alex Okafor** were all members of Arizona's defense from 2013-16.

- Chiefs **WR Sammy Watkins** was teammates with Patriots **CB Stephon Gilmore** on the Buffalo Bills in 2016.

- Chiefs **C Austin Reiter** and Patriots **CB Jason McCourty** were teammates on the Cleveland Browns in 2017.

### Former Patriots

- Chiefs **WR Coach Greg Lewis** was acquired by the Patriots via trade following the 2008 season and spent the 2009 offseason with the club. Chiefs **QBs Coach/Passing Game Coordinator Mike Kafka** also spent a portion of the 2013 offseason in New England.

- Chiefs **Run Game Coordinator/DL Coach Brendan Daly** spent five seasons as a member of the Patriots' coaching staff (2014-18), contributing to three Super Bowl-winning campaigns in NE.

- Chiefs **Vice President of Sports Medicine and Performance Rick Burkholder** first gained NFL experience serving as a summer intern with the New England Patriots training staff in 1986.

- Chiefs **DT Mike Pennel** spent the 2019 training camp with the New England Patriots.

### College

- Patriots **RB Sony Michel** and **OL Isaiah Wynn** were teammates with Chiefs **WR Mecole Hardman** at Georgia from 2016-17. In the 2017 season, they helped the Bulldogs to a victory in the Rose Bowl and an appearance in the CFP National Championship Game.

- Chiefs **DE Taco Charlton** and Patriots **DL Chase Winovich** were teammates along the defensive line at Michigan from 2015-16. In those two seasons, they helped the Wolverines to a Citrus Bowl victory (2015) and an Orange Bowl appearance (2016). Patriots **OL Mike Onwenu**, Patriots **LB Josh Uche** and Chiefs **DE Mike Danna** were also all teammates at Michigan in 2019.

- Chiefs **Director of Football Operations Mike Borgonzi** and **President Mark Donovan** are both graduates of Brown University (Providence, R.I.) and former members of the Brown Bears football team.

- Chiefs **Asst. Director of Player Personnel Ryan Poles** (OT) and **National Scout Trey Koziol** (TE) played for Boston College from 2003-07. **Poles** later joined BC's staff as a Recruiting Assistant in 2008. Chiefs **Football Operations Counsel & Personnel Executive Chris Shea** is also a graduate of BC and served as a Recruiting Assistant in 1998.

- Patriots **Offensive Coordinator Josh McDaniels** was a GA at Michigan State in 1999, the same time that Chiefs **LBs Coach Matt House** was enrolled at Michigan State.

### Hometown

- Chiefs **Defensive Coordinator Steve Spagnuolo** is a native of Whitinsville, Mass., and a graduate of Springfield (Mass.) College. **Spagnuolo's** coaching career began in 1981 with a GA position at UMass.

- Chiefs **FB Anthony Sherman** is a native of North Attleborough, Mass., and was named the 2006 Massachusetts Gatorade Player of the Year, garnering First-Team All-Massachusetts honors at LB as a senior.

## WHAT TO WATCH FOR...

- As a unit, the Kansas City Chiefs will aim to achieve the franchise's fifth -consecutive AFC West Division title in 2020, potentially extending a club record for consecutive division titles since the team's inception in 1960.

- Kansas City will look to start the 2020 regular season 4-0 for the fourth-consecutive year with a victory in Week 4 against the Patriots. By starting this season 4-0, the 2020 Chiefs would extend their franchise record for consecutive seasons with a 4-0 start.

- The Chiefs aim for their 13th-consecutive win (regular and postseason) against the Patriots, extending their streak for the most consecutive wins in franchise history. The Chiefs now have nine-consecutive regular season wins, tied for the second-longest regular season streak in franchise history.

- **QB Patrick Mahomes** needs 15 touchdown passes in his next nine games to become the fastest quarterback in NFL history to reach the milestone of 100 touchdown passes (Dan Marino; 44). In Week 3, **Mahomes** became the fastest quarterback in NFL history to reach the milestone of 10,000 passing yards (34 games).

- **Mahomes** aims for his third-consecutive game with 300+ passing yards. Mahomes owns 19 games with at least 300 passing yards for his career, the second-most in Chiefs history (QB Trent Green; 24).

- **Mahomes** looks for his third game this season with at least three passing touchdowns. In Week 3, he logged his 17th-career game with three or more touchdown passes, moving past QBs Peyton Manning (16) and Dak Prescott (16) for the third-most such games in a player's first four seasons in NFL history.

- With 100 receiving yards in Week 4, **TE Travis Kelce** would tally his 20th-career game with 100 yards receiving, which would tie Chiefs Hall of Fame WR Otis Taylor for the second-most in club history (TE Tony Gonzalez; 26).

- **Kelce** looks to extend his streak to 99-consecutive games with a reception, the second-longest streak in franchise history and fifth-longest active streak in the NFL.

- With 528 career receptions, **Kelce** needs five more receptions to pass WR Dwayne Bowe (532) for the second-most pass receptions in franchise history.

- **WR Tyreek Hill** looks for his fourth-consecutive game with a touchdown reception. **Hill** is only the third player in Chiefs history with at least one receiving touchdown in each of the team's first three games of the season, and the first to do so since TE Willie Frazier in 1972. WR Chris Burford (1962) is the only other player in franchise history to accomplish the feat.

- **Hill** also looks for his third-consecutive game with a touchdown reception of at least 20 yards. Since the start of 2018, **Mahomes** and **Hill** have linked up for 10 touchdowns thrown 20+ yards downfield, the most by any QB-WR duo in that span.

- **FB Anthony Sherman** aims to play in his 116th-consecutive game, the longest active streak among fullbacks or running backs in the NFL. In Week 3, Sherman scored his fifth-career touchdown on a five-yard underhand shovel pass from Mahomes.

- **T Mitchell Schwartz** aims to continue his streak of 131-consecutive games started, which is tied for the second-longest active streak among all offensive players. Only Russell Wilson (131) and Philip Rivers (227) have started as many consecutive games.

- **K Harrison Butker** has 449 career points, the sixth-most points all-time in Chiefs history. He needs 14 points to pass TE Tony Gonzalez (462) for fifth-most points scored all-time in franchise history.

- **DE Chris Jones** aims for his third game this season with at least 1.5 sacks. **Jones** is tied for the AFC lead with 3.5 sacks in 2020.

- **CB L'Jarius Sneed** looks for his third interception this season. He is tied for the NFL lead with two interceptions in 2020.

## 2020 AFC WEST STANDINGS

Team	W	L	Pct.	PF	PA	Streak
Kansas City Chiefs	3	0	1.000	91	60	Won 3
Las Vegas Raiders	2	1	.667	88	90	Lost 1
Los Angeles Chargers	1	2	.333	52	57	Lost 2
Denver Broncos	0	3	.000	45	70	Lost 3

## CHIEFS 2020 SCHEDULE & RESULTS

Date	Opponent	Time	Network
Sept. 10	Houston Texans	7:20 p.m.	W, 34-20
Sept. 20	at Los Angeles Chargers	3:25 p.m.	W, 23-20
Sept. 28	at Baltimore Ravens	7:15 p.m.	W, 34-20
Oct. 4	New England Patriots	3:25 p.m.	CBS
Oct. 11	Las Vegas Raiders*	12:00 p.m.	CBS
Oct. 15	at Buffalo Bills	7:20 p.m.	FOX/NFLN
Oct. 25	at Denver Broncos*	3:25 p.m.	CBS
Nov. 1	New York Jets*	12:00 p.m.	CBS
Nov. 8	Carolina Panthers*	12:00 p.m.	FOX
Nov. 15	BYE WEEK	-----	-----
Nov. 22	at Las Vegas Raiders*	7:20 p.m.	NBC
Nov. 29	at Buccaneers*	3:25 p.m.	CBS
Dec. 6	Denver Broncos*	7:20 p.m.	NBC
Dec. 13	at Miami Dolphins*	12:00 p.m.	CBS
Dec. 20	at New Orleans Saints*	3:25 p.m.	CBS
Dec. 27	Atlanta Falcons*	12:00 p.m.	FOX
Jan. 3	Los Angeles Chargers*	12:00 p.m.	CBS

"Flexible scheduling" will be used in Weeks 11-17. Additionally, in Weeks 5-10, flexible scheduling may be used in no more than two weeks. In Weeks 5-16, the schedule lists the games tentatively set for Sunday Night Football on NBC. Only Sunday afternoon games are eligible to be moved to Sunday night, in which case the tentatively scheduled Sunday night game would be moved to an afternoon start time. A flexible scheduling move would be announced at least 12 days before the game. Flexibility for Saturday games is also a part of the 2020 schedule. For Week 17, the Sunday night game will be announced no later than six days prior to the final Sunday of regular season play. The schedule does not list a Sunday night game in Week 17, but an afternoon game with playoff implications will be moved to that time slot. Flexible scheduling will not be applied to games airing on Thursday or Monday nights.



## CHIEFS ALL-TIME VS. AFC WEST OPPONENTS

### OVERALL (REG. SEASON)

Team	Record	Pct.	Longest Win Streak
Denver	65-54-0	.546	11 (1964-1969)
LA Chargers	64-55-1	.538	9 (2014-2018)
Las Vegas	65-52-2	.555	9 (2003-2007)

### AT HOME (REG. SEASON)

Team	Record	Pct.	Longest Win Streak
Denver	40-19-0	.678	14 (1960-1973)
LA Chargers	36-24-0	.600	7 (1997-2003)
Las Vegas	35-24-1	.592	10 (1989-1998)

### ON THE ROAD (REG. SEASON)

Team	Record	Pct.	Longest Win Streak
Denver	25-35-0	.417	5 (2015-Current, 1965-1969)
LA Chargers	28-31-1	.475	7 (2014-Current)
Las Vegas	30-28-1	.517	7 (2003-2009)

## 2019 FINAL AFC WEST STANDINGS

Team	W	L	Pct.	PF	PA	Streak
z - Kansas City Chiefs	12	4	.750	451	308	Won 6
Denver Broncos	7	9	.438	282	316	Won 2
Oakland Raiders	7	9	.438	313	419	Lost 1
Los Angeles Chargers	5	11	.313	337	345	Lost 3

## MAHOMES' SPOT IN NFL RECORD BOOKS

Chiefs QB Patrick Mahomes has already made an impact in league annals through just 34 career games played. After finishing 2018 with 5,097 passing yards and 50 passing TDs, the signal-caller entered the 2019 season and picked up right where he left off. He made history again in 2020 becoming the fastest QB in the NFL to reach 10,000 passing yards.

### NFL RECORD

**FASTEST TO 9,000 PASSING YARDS AND 75 PASSING TDS:**

Rk.	Name	Years	Games
1.	Patrick Mahomes	2017-19	30
2.	Dan Marino	1983-85	34
3.	Kurt Warner	1998-01	35

### NFL RECORD

**MOST CONSECUTIVE 300-YARD GAMES (SINGLE SEASON):**

Rk.	Name	Year	Games
1t.	Patrick Mahomes	2018	8
	Andrew Luck	2014	8
3t.	Rich Gannon	2002	6
	Kurt Warner	2000	6
	Steve Young	1998	6

### NFL RECORD

**FASTEST TO 10,000 PASSING YARDS:**

Rk.	Name	Years	Games
1.	Patrick Mahomes	2017-20	34
2.	Kurt Warner	1998-01	36
3.	Matthew Stafford	2009-12	37

## MCCULLOUGH'S AMAZING STORY

Kansas City Chiefs Running Backs Coach Deland McCullough was featured on ESPN's E:60, highlighting his inspirational journey to discovering his birth parents.

The feature, which aired on Sunday, Sept. 2, 2018, documents the life of McCullough, who was adopted at birth, and his search for his biological parents that spanned more than 40 years. That alone makes for a powerful story, but as it turns out, McCullough was already plenty familiar with his biological father – a man he had known since he was a kid, a man that was a mentor and father-figure who goes by the name of Sherman Smith. It's a story that defies the odds as his father was unaware that he had a son, but still served as an instrumental figure throughout McCullough's life.

"If you would have told me to pick who my father was, there's no way I would have picked him because I might have thought I wasn't worthy for him to be my father," McCullough said. "I felt like my blessings came full circle because I'd always wanted to be somebody like him."





## THE BEST IN CHIEFS HISTORY

Now in his eighth season as head coach in Kansas City, Andy Reid is the club's third-longest tenured head coach trailing only Pro Football Hall of Fame Coach Hank Stram (15 years) and Marty Schottenheimer (10 years). In his first eight seasons as Head Coach of the Chiefs, Reid has coached the team to a 80-35 record in 115 regular season games. His 69.6 winning percentage is the top mark in franchise history for any coach in his first eight seasons leading the club. Marty Schottenheimer is second on that list, leading his Chiefs teams to a 75-39-1 (65.7%) record in his first eight seasons. In Reid's 115 total games with the Chiefs, he has registered a 42-15 (73.7%) record at home and a 38-20 (65.5%) record on the road.

## MOST REGULAR SEASON WINS, FIRST 8 YEARS WITH CHIEFS

Rk.	Name	Yr. 1	Yr. 2	Yr. 3	Yr. 4	Yr. 5	Yr. 6	Yr. 7	Yr. 8	Tot. Rec.	Pct.
1.	Reid	11-5	9-7	11-5	12-4	10-6	12-4	12-4	3-0	80-35	.696
2.	Schottenheimer	8-7-1	11-5	10-6	10-6	11-5	9-7	13-3	3-0	75-39-1	.657
3.	Stram	8-6	6-8	11-3	5-7-2	7-7	7-5-2	11-2-1	1-2	57-39-5	.589
4.	Vermell	6-10	8-8	13-3	7-9	10-6	--	--	--	44-36	.550

Amongst active NFL head coaches with their current team, Reid is the sixth-longest tenured coach and his 69.6 regular season win percentage is second only to NE's Bill Belichick (74.0%) amongst head coaches with at least three seasons at the helm.



## HE WINS AT HOME AND ON THE ROAD

No matter where his team is playing, home or away, Chiefs Head Coach Andy Reid is consistent. Through 22 seasons and 339 games, Coach Reid has a similar record on the road as he does at home.

Home Record	Road Record	Total
107-62 (.633)	103-66-1 (.609)	210-128-1 (.620)

## KEYS TO SUCCESS

During the 2018 season, Kansas City had 539 successful plays out of 988 overall attempts for a 54.6 percent success rate on offense, which ranked tied for second in the National Football League. The Chiefs continued the trend in 2019, ranking fourth in the AFC for percentage of successful plays.

## 2019 AFC LEADERS SUCCESSFUL PLAYS

Rk.	Team	Successful Play Pct.
1.	BAL	54.4%
2.	OAK	51.9%
3.	HOU	51.3%
4.	KC	51.2%
5.	LAC	49.8%

## HIGH EFFICIENCY

The Chiefs offense under Reid has been efficient in producing quality yardage with their time of possession. In 2018, the Kansas City offense led the league with an average of 6.84 yards per play, 1.24 yards greater than the league average. Last season, the Chiefs offense finished ranked second in the NFL (first in the AFC) in yards per play.

## 2019 NFL LEADERS, YARDS PER PLAY

Rk.	Team	Off. Yds/Play
1.	DAL	6.46
2.	KC	6.22
3.	BAL	6.13
4.	TEN	6.12
5.	SF	6.02

## CHIEFS ASSISTANT COACHES

### OFFENSIVE STAFF

**Eric Bieniemy**  
Offensive Coordinator

**Joe Bleymaier**  
Pass Game Analyst/Assistant Quarterbacks

**Andy Heck**  
Offensive Line

**Mike Kafka**  
Quarterbacks/Pass Game Coordinator

**Greg Lewis**  
Wide Receivers

**Corey Mattheaei**  
Assistant Offensive Line

**Deland McCullough**  
Running Backs

**Tom Melvin**  
Tight Ends

**Porter Ellett**  
Offensive Quality Control

**David Girardi**  
Offensive Quality Control

### DEFENSIVE STAFF

**Steve Spagnuolo**  
Defensive Coordinator

**Matt House**  
Linebackers

**Brendan Daly**  
Run Game Coordinator/Defensive Line

**Britt Reid**  
Linebackers/Outside Linebackers

**Dave Merritt**  
Defensive Backs

**Sam Madison**  
Defensive Backs/Cornerbacks

**Terry Bradden**  
Defensive Quality Control

**Alex Whittingham**  
Defensive Quality Control

**Connor Embree**  
Defensive Assistant

### SPECIAL TEAMS STAFF

**Dave Toub**  
Assistant Head Coach/Special Teams Coordinator

**Andy Hill**  
Assistant Special Teams

**MISCELLANEOUS**  
**Barry Rubin**  
Head Strength and Conditioning

**Travis Crittenden**  
Assistant Strength and Conditioning

**Ryan Reynolds**  
Assistant Strength and Conditioning/Sport Science

**Greg Carbin**  
Assistant Strength and Conditioning

**Mike Frazier**  
Statistical Analysis Coordinator


**Dan Williams**  
Assistant to the Head Coach

## 2020 CHIEFS OFFENSIVE RANKINGS

Category	NFL Rank	Value
10-Play Drives	T-4th	8 drives
1st and Goal Inside 5 Yard Giveaways	T-1st	0 giveaways
2nd Down Conversion Pct.	9th	39.4%
3 and Out Pct.	5th	6.9%
3rd Down Conversion Pct.	1st	58.5%
3rd and 10+ Conversion Pct.	T-2nd	37.5%
3rd and >6 Yard Conversion Pct.	T-2nd	46.2%
3rd and 4-6 Yard Conversion Pct.	2nd	68.4%
Avg. Margin of Victory	10th	10.33 points
Avg. Length of Scoring Drives	5th	9.06 plays
Avg. Yards to Go on 2nd Down	5th	7.06 yards
Points on 1st Off. Poss. of 2nd Half	T-7th	7 points
Avg. Starting Field Position - Home	5th	37.2 yard line
Total First Downs	5th	80 first downs
Fumbles Lost	T-9th	1 fumble lost
Giveaway Points Allowed	T-4th	3 points
Total Giveaways	T-2nd	1 giveaway
Goal-to-Go Drives	T-7th	7 drives
Goal-to-Go Giveaways	T-1st	0 giveaways
Goal-to-Go Touchdown Efficiency	T-10th	85.7%
Inside 30 Passer Rating	6th	126.9 rating
Inside 30 Touchdown Efficiency	T-5th	64.3%
Pct. of 20+ Yard Kickoff Returns	T-8th	75.0%
Net Passing Yards per Game	4th	292.3 yards
Offensive Points Scored	4th	91 points
Offensive Scoring Efficiency	T-2nd	55.2%
Opp. Fumble Returns of 20+ Yards	T-1st	0 returns
Opp. Interception Returns of 20+ Yds	T-1st	0 returns
Off. Turnovers	T-2nd	1 turnover
Overall Passer Rating	5th	114.3 rating
Yards per Game	5th	433.3 yards
Passing First Downs Made	T-2nd	53 first downs
Plays of 10+ Yards	T-3rd	53 plays
Points on Poss. After Takeaways	T-10th	15 points
Punt Return Avg.	8th	11.5 yards
Turnover Pct. on Drives of <4 Plays	T-1st	0.0%
Red Zone 3rd Down Conversion Pct.	4th	71.4%
Red Zone Giveaways	T-1st	0 giveaways
Red Zone Touchdown Efficiency	T-10th	70.0%
Avg. Rushes and Completions	6th	56.3 advances
Rushing Plays of 10+ Yards	T-8th	13 rushes
Rushing Plays of 20+ Yards	T-6th	3 rushes
Avg. Rushing Yards per Game	9th	141.0 yards
Total Points Scored	T-4th	91 points
Scoring Differential	5th	+31 points
Points Scored Outside the Red Zone	2nd	35 points
Offensive Touchdowns	T-4th	11 touchdowns
Drives Starting Inside Opp. 20-Yd Line	T-2nd	1 drive
Successful Play Pct.	6th	55.5%
Times Sacked	T-1st	2 sacks
Points Per Game	T-4th	30.3 points
Total Points in Last 8 Games	T-4th	91 points
Touchdown Drives	T-4th	11 drives
Turnover Differential	T-9th	+2
Two-Point Conversion Pct.	T-1st	100.0%
Yards per Game	5th	433.3 yards
Yards per Play	7th	6.19 yards
Yards Per Play Inside the 30	6th	4.87 yards

## 2020 CHIEFS DEFENSIVE RANKINGS

Category	NFL Rank	Value
Opp. Passer Rating in Blitz Situations	10th	72.57 rating
Opp. Possessions	T-2nd	29 possessions
Fumble Returns of 20+ Yards	T-4th	0 returns
Goal-to-Go Takeaways	T-4th	0 takeaways
Interception Returns of 20+ Yards	T-4th	1 return
Offensive Points Allowed	3rd	53 points
Opp. Avg. Starting Field Position	7th	24.6 yard line
Opp. Avg. Starting Field Pos. - Away	6th	25.6 yard line
Opp. Avg. Starting Field Pos. - Home	6th	22.3 yard line
Opp. Punt Returns of 20+ Yards	T-1st	0 returns
Offensive Touchdowns Allowed	T-4th	6 touchdowns
Opp. Two-Point Conversion Pct.	T-1st	0.0%
Opp. 1st and Goal inside 5 TD Eff.	T-5th	50.0%
Opp. 3rd and >6 Conversion Pct.	T-4th	15.4%
Opp. 4th and >6 Conversion Pct.	10th	50.0%
Opp. Completions of 20+ Yards	T-9th	8 completions
Opp. Rushing Plays of 50+ Yards	T-1st	0 rushes
Opp. Points Outside the Red Zone	T-1st	3 points
Opp. Avg. First Down Yardage	8th	5.14 yards
Opp. 1st and Goal Inside the 5 Drives	T-4th	2 drives
Opp. First Downs	T-10th	65 first downs
Opp. Goal to Go Drives	T-10th	5 drives
Opp. Net Passing Yards per Game	4th	202.7 yards
Opp. Passer Rating on 21+ Air Yd Atts.	9th	59.7 rating
Opp. Plays of 10+ Yards	9th	39 plays
Opp. Plays of 20+ Yards	T-5th	10 plays
Opp. Plays of 20+ Yards (past 8 games)	T-5th	10 plays
Opp. Gross Punting Avg.	10th	44.6 yards
Opp. Points on Drives of <4 Plays	T-1st	0 points
Opp. Red Zone Drives	T-8th	10 drives
Opp. Avg. Rushes and Completions	T-7th	48.0 advances
Total Points Allowed	6th	60 points
Opp. Touchdown Efficiency	8th	34.5%
Opp. Touchdown Drives	T-4th	6 drives
Opp. Passer Rating	6th	84.6 rating
Opp. Passer Rating on 1st Down	1st	70.7 rating
Passing First Downs Allowed	4th	32 first downs
Points Allowed on Poss. After Turnovers	T-5th	3 points
Points Allowed at End of the Half	T-1st	0 points
Sacks	6th	10 sacks
Opp. Drives Starting Inside KC 20	T-1st	0 drives
Opp. Drives Starting Inside KC 50	T-3rd	1 drive
Total Points Allowed	6th	60 points
Total Points Allowed (past 8 games)	6th	60 points
Points Allowed in Two Minute Defense	T-1st	0 points





## HEAD COACH ANDY REID NOTES



### REID CAREER HIGHLIGHTS

- Career record of 210-128-1 in the regular season, as well as a 15-14 postseason record. Reid's 225 combined wins rank sixth-most in NFL history and second among active coaches in regular season and postseason wins. He has defeated all 32 NFL teams as a head coach. Reid owns a .621 regular season winning percentage.

- His 80 regular season wins in his first eight seasons with Kansas City are more than any other head coach in franchise history. The Chiefs won four-straight AFC West titles in 2016, 2017, 2018 and 2019 for the first time in franchise history. KC finished with a 12-4 record for the second year in a row, earning the number one seed in the AFC Playoffs in 2018 and the number two seed in 2019. The Chiefs defeated the Colts, 31-13, on Jan. 12, 2019 to advance to the AFC title game in 2018. The Chiefs defeated the Texans, 51-31, on Jan. 12, 2020 to advance and host the AFC title game for the second year in a row for the first time in franchise history. KC defeated the Titans on Jan. 19 to advance to Super Bowl LIV. The Chiefs defeated the 49ers in Super Bowl LIV for Reid's first Super Bowl victory as a head coach and KC's first SB victory in 50 years.

- The Chiefs finished 12-4 in 2016, earning the number two seed and a first-round bye in the playoffs. Reid guided Kansas City to its first playoff win in 22 years in 2015. The club finished 11-5 after a 1-5 start, the greatest turnaround in a single season in NFL history.

- The 2013 Chiefs, led by Head Coach Andy Reid, orchestrated the greatest single-season turnaround in franchise history after an 11-5 finish. In 2012, the team finished 2-14, a +9 turnaround in his first season with the club. During Reid's 14 seasons in Philadelphia, his teams made the postseason nine times, which ranked third in the NFL behind Indianapolis' 12 and New England's 10.

- Including his time as an assistant coach, Reid's teams have now made 21 playoff appearances, as well as four Super Bowl appearances after playing in a combined eight NFC Championships and two AFC Championships. He has four career Super Bowl appearances, won Super Bowl XXXI as an assistant in Green Bay and Super Bowl LIV as a head coach. Reid owns three NFC titles, one AFC title and 13 division titles in his career dating back to his days as an assistant. He mentored Hall of Fame quarterback Brett Favre while with the Packers along with QB Donovan McNabb with the Eagles.

### REID VIA THE NFL DRAFT - HIS 1ST ROUND PICKS

Chiefs Head Coach Andy Reid has had 17 first-round selections as a head coach in the NFL. Prior to 2013, Reid's team selected as high as second overall (1999) and as late as 31st overall (2005) in the first round.

Yr.	No. (Overall)	Selection (School)
1999	2	QB Donovan McNabb (Syracuse)
2000	6	DT Corey Simon (Florida State)
2001	25	WR Freddie Mitchell (UCLA)
2002	26	CB Lito Sheppard (Florida)
2003	15	DE Jerome McDougle (Miami)
2004	16	T Shawn Andrews (Arkansas)
2005	31	DT Mike Patterson (Southern California)
2006	14	DT Brodrick Bunkley (Florida State)
2007	--	No First-Round Selection
2008	--	No First-Round Selection
2009	19	WR Jeremy Maclin (Missouri)
2010	13	DE Brandon Graham (Michigan)
2011	21	G Danny Watkins (Baylor)
2012	12	DT Fletcher Cox (Mississippi State)
2013 (KC)	1	T Eric Fisher (Central Michigan)
2014	23	LB Dee Ford (Auburn)
2015	18	CB Marcus Peters (Washington)
2016	--	No First-Round Selection
2017	10	QB Patrick Mahomes (Texas Tech)
2018	--	No First-Round Selection
2019	--	No First-Round Selection
2020	32	RB Clyde Edwards-Helaire (LSU)

### REID'S COACHING TREE

Throughout his time in the NFL, Andy Reid has constructed quality coaching staffs to assist him. A number of those assistants have since gone on to coordinator or head coaching responsibilities for other NFL franchises. Below is a list of notable coaches who have come from Andy Reid's Philadelphia or Kansas City staffs.

Coach	Team	Years	Position/Former Position
John Harbaugh	BAL	2008-present	Head Coach
Doug Pederson	PHI	2016-present	Head Coach
Sean McDermott	BUF	2017-present	Head Coach
Matt Nagy	CHI	2018-present	Head Coach
Ron Rivera	WAS	2020-present	Head Coach
Brad Childress	CHI	2018-2019	Former MIN HC
Leslie Frazier	BUF	2018-present	Former MIN HC
Steve Spagnuolo	KC	2019-present	Former STL HC
Todd Bowles	TB	2019-present	Former NYJ HC
Pat Shurmur	DEN	Hired in 2020	Former NYG HC

### ANDY REID'S HEAD COACHING RECORD

Year	Reg. Season	Pct.	Postseason	Overall	Result
1999	5-11	.313	0-0	5-11	5th in NFC East
2000	11-5	.688	1-1	12-6	2nd in NFC East; reached divisional playoffs
2001	11-5	.688	2-1	13-6	1st in NFC East; reached NFC Championship Game
2002	12-4	.750	1-1	13-5	1st in NFC East; reached NFC Championship Game
2003	12-4	.750	1-1	13-5	1st in NFC East; reached NFC Championship Game
2004	13-3	.813	2-1	15-4	1st in NFC East; reached Super Bowl XXXIX
2005	6-10	.375	0-0	6-10	4th in NFC East
2006	10-6	.625	1-1	11-7	1st in NFC East; reached divisional playoffs
2007	8-8	.500	0-0	8-8	4th in NFC East
2008	9-6-1	.594	2-1	11-7-1	2nd in NFC East; reached NFC Championship Game
2009	11-5	.688	0-1	11-6	2nd in NFC East; reached wild card round
2010	10-6	.625	0-1	10-7	1st in NFC East; reached wild card round
2011	8-8	.500	0-0	8-8	2nd in NFC East
2012	4-12	.250	0-0	4-12	4th in NFC East
2013	11-5	.688	0-1	11-6	2nd in AFC West; reached wild card round
2014	9-7	.563	0-0	9-7	2nd in AFC West
2015	11-5	.688	1-1	12-6	2nd in AFC West; reached divisional playoffs
2016	12-4	.750	0-1	12-5	1st in AFC West; reached divisional playoffs
2017	10-6	.625	0-1	10-7	1st in AFC West; reached wild card round
2018	12-4	.750	1-1	13-5	1st in AFC West; reached AFC Championship Game
2019	12-4	.750	3-0	15-4	1st in AFC West; Super Bowl LIV Champions
2020	3-0	1.000	0-0	3-0	TBD
<b>TOTALS</b>	<b>210-128-1</b>	<b>.621</b>	<b>15-14</b>	<b>225-142-1</b>	<b>15 Playoff Berths, 10 Div. Titles, 1 NFC Title, 1 AFC Title, 1 SB</b>

## REID AS A HEAD COACH VS. THE NFL

Below is Chiefs Head Coach Andy Reid's record against the NFL as a head coach. He is 210-128-1 in the regular season, as well as 15-14 in the post-season. Reid has 225 total career wins as a head coach.

Opponent	Reg. Season	Postseason	Total
vs. Denver Broncos	10-6	0-0	10-6
vs. Kansas City Chiefs	3-0	0-0	3-0
vs. Las Vegas Raiders	13-4	0-0	13-4
vs. Los Angeles Chargers	14-4	0-0	14-4
<b>vs. AFC West</b>	<b>40-14</b>	<b>0-0</b>	<b>40-14</b>
vs. Baltimore Ravens	6-1	0-0	6-1
vs. Cincinnati Bengals	2-3-1	0-0	2-3-1
vs. Cleveland Browns	7-0	0-0	7-0
vs. Pittsburgh Steelers	4-5	0-1	4-6
<b>vs. AFC North</b>	<b>19-9-1</b>	<b>0-1</b>	<b>19-10-1</b>
vs. Houston Texans	7-2	2-0	9-2
vs. Indianapolis Colts	2-5	1-1	3-6
vs. Jacksonville Jaguars	5-2	0-0	5-2
vs. Tennessee Titans	1-7	1-1	2-8
<b>vs. AFC South</b>	<b>15-16</b>	<b>4-2</b>	<b>19-18</b>
vs. Buffalo Bills	5-3	0-0	5-3
vs. Miami Dolphins	5-1	0-0	5-1
vs. New England Patriots	4-4	0-3	4-7
vs. New York Jets	5-1	0-0	5-1
<b>vs. AFC East</b>	<b>19-9</b>	<b>0-3</b>	<b>19-12</b>
vs. Dallas Cowboys	18-12	0-1	18-13
vs. New York Giants	16-14	2-1	18-15
vs. Washington Football Tm.	19-11	0-0	19-11
vs. Philadelphia Eagles	2-0	0-0	2-0
<b>vs. NFC East</b>	<b>55-37</b>	<b>2-2</b>	<b>57-39</b>
vs. Arizona Cardinals	6-7	0-1	6-8
vs. San Francisco 49ers	7-4	1-0	8-4
vs. Seattle Seahawks	4-4	0-0	4-4
vs. Los Angeles Rams	6-3	0-1	6-4
<b>vs. NFC West</b>	<b>23-18</b>	<b>1-2</b>	<b>24-20</b>
vs. Atlanta Falcons	7-3	2-0	9-3
vs. Carolina Panthers	5-2	0-1	5-3
vs. Tampa Bay Buccaneers	4-4	2-1	6-5
vs. New Orleans Saints	4-3	0-1	4-4
<b>vs. NFC South</b>	<b>20-12</b>	<b>4-3</b>	<b>24-15</b>
vs. Chicago Bears	6-5	1-0	7-5
vs. Detroit Lions	5-1	0-0	5-1
vs. Green Bay Packers	4-5	1-1	5-6
vs. Minnesota Vikings	4-2	2-0	6-2
<b>vs. NFC North</b>	<b>19-13</b>	<b>4-1</b>	<b>23-14</b>

## MOST OVERALL WINS; ACTIVE NFL HEAD COACHES

Andy Reid is one of five active NFL head coaches with over 140 victories. He has 225 overall wins and is one of four active coaches with 10 or more postseason victories (John Harbaugh has 10).

Rk.	Coach	Reg.	Post	Total
1.	Bill Belichick, NE/CLE	275	31	306
2.	<b>Andy Reid, KC/PHI</b>	<b>210</b>	<b>15</b>	<b>225</b>
3.	Pete Carroll, SEA/NYJ/NE	136	11	147
4.	Mike Tomlin, PIT	136	8	144
5.	Sean Payton, NO	132	8	140

Reid defeated the Tennessee Titans in 2013, giving him wins against all 32 NFL teams. He became only the sixth head coach in NFL history to accomplish that feat. Below is a look at all the coaches who have done it.

<b>Bill Belichick (NE)</b>	Bill Parcells (Retired)
Tony Dungy (Retired)	<b>Andy Reid (KC)</b>
Mike Shanahan (Retired)	John Fox (Retired)

## HEAD COACHES ALL-TIME WINS CHART

Rk.	Head Coach	Win Total
1.	Don Shula	347
2.	George Halas	324
3.	<b>Bill Belichick</b>	<b>306</b>
4.	Tom Landry	270
5.	Curly Lambeau	229
6.	<b>Andy Reid</b>	<b>225</b>
7.	Chuck Noll	209
8.	Marty Schottenheimer	205
9.	Dan Reeves	201
10.	Chuck Knox	193
11.	Bill Parcells	183
12.	Tom Coughlin	182
13t.	Jeff Fisher	178
	Mike Shanahan	178
15.	Mike Holmgren	174
16.	Joe Gibbs	171
17.	Paul Brown	170
18.	Bud Grant	168
19.	Bill Cowher	161
20.	Marv Levy	154
21.	Steve Owen	153
22.	Tony Dungy	148
23.	<b>Pete Carroll</b>	<b>147</b>
24.	<b>Mike Tomlin</b>	<b>144</b>
25.	John Fox	141

- Playoffs Included

\* Bold Denotes Active NFL Coaches



## HEAD COACH ANDY REID'S RECORD WHEN...

- Scoring on opening drive: 101-33
- Scoring first: 136-45
- Leading at half: 172-32
- Leading after three quarters: 171-30
- Winning time of possession: 130-40-1
- Winning turnover battle: 130-31
- Out-rushing opponent: 128-51-1
- Out-passing opponent: 126-57-1
- Out-gaining opponent: 143-47-1
- 40%+ 3rd down conversions: 116-43
- 50%+ 3rd down conversions: 70-19
- Not throwing an INT: 121-47
- Having a 300-yard passer: 52-29-1
- Having a 100+ yard rusher: 59-29
- Having a 100+ yard receiver: 80-35
- Having two 100+ yard receivers: 10-16
- Having no turnovers: 64-30
- Scoring 20+ points: 183-47
- Scoring 30+ points: 96-16
- Rushing for 150+ yards: 62-26
- Having 20+ first downs: 130-50
- Not allowing a sack: 23-21
- Allowing two or fewer sacks: 140-60-1
- Recording 2+ INTs: 81-27
- Recording 3+ turnovers: 79-21
- Opp. less than 40% on 3rd down: 155-56-1
- Opp. less than 30% on 3rd down: 95-26-1
- Scoring a defensive TD: 51-19
- Recording 3+ sacks: 123-38-1
- Recording 5+ sacks: 48-16-1
- Allowing 17 or fewer points: 137-30-1
- Not allowing a 100-yard rusher: 173-89-1
- Not allowing a 100-yard receiver: 146-87
- Not allowing a 300-yard passer: 187-95-1
- Not allowing a rushing TD: 137-50-1
- Not allowing a passing TD: 61-27
- Not allowing an offensive TD: 35-13
- Having a KR or PR TD: 18-16



## CHIEFS GENERAL MANAGER BRETT VEACH



### QUICK FACTS ON CHIEFS GM BRETT VEACH

• Brett Veach was named the seventh general manager in Kansas City Chiefs history on July 10, 2017. Veach is in his fourth season as an NFL general manager and his 14th year in the National Football League. Prior to being elevated, he previously served as the Chiefs Co-Director of Player Personnel.

• In his first three seasons as the GM, Veach helped the team earn a Super Bowl victory in Super Bowl LIV, one AFC Championship and AFC West titles in 2017, 2018 and 2019, as well as the number one seed in the AFC in 2018 and number two seed in 2019. The Chiefs defeated the Colts, 31-13, to advance to the AFC title game in 2018. KC defeated the Texans, 51-31, to advance and host the AFC title game for the second year in a row in 2019. The Chiefs defeated the Titans on Jan. 19, to advance to Super Bowl LIV.

• Veach reports directly to Chiefs Chairman & CEO Clark Hunt, who had this to say upon hiring him; "Brett has a sharp football mind, a tremendous work ethic and a keen eye for finding talent. He's played a critical role in building our football team."

• He is in his eighth season with the Chiefs after originally joining the club in 2013. He was promoted to Co-Director of Player Personnel prior to the 2015 season after serving two seasons as the club's Pro and College Personnel Analyst (2013-14).

• The Mount Carmel, Pennsylvania, native served as a Southeast Regional Scout for the Philadelphia Eagles (2011-12) after originally joining Philadelphia's Player Personnel Department as a Pro and College Scout in 2010. Prior to entering the scouting department, Veach was the Assistant to Head Coach Andy Reid for three seasons in Philadelphia (2007-09).

• Before joining the Eagles, Veach was the Supervisor of Intercollegiate Athletic Events at his alma mater, the University of Delaware (2005-06). He was a four-year letterman as a wide receiver for the Blue Hens, catching 99 passes for 1,470 yards (14.8 avg.). He left Delaware as the school's all-time leader in kickoff return yards with 1,558 yards. He was a standout running back for Mount Carmel High School. Wife - Alison; Children - twin sons, Elijah and Wylan, and a daughter, Ella.

### VEACH IN THE NFL DRAFT AS PERSONNEL MAN

Since entering the NFL, Chiefs GM Brett Veach has been a part of personnel staffs that have drafted the below first-round picks.

Yr.	No. (Overall)	Selection (School)
2007 (PHI)	--	No First-Round Selection
2008	--	No First-Round Selection
2009	19	WR Jeremy Maclin (Missouri)
2010	13	DE Brandon Graham (Michigan)
2011	21	G Danny Watkins (Baylor)
2012	12	DT Fletcher Cox (Mississippi State)
2013 (KC)	1	T Eric Fisher (Central Michigan)
2014	23	LB Dee Ford (Auburn)
2015	18	CB Marcus Peters (Washington)
2016	--	No First-Round Selection
2017	10	QB Patrick Mahomes (Texas Tech)
2018	--	No First-Round Selection
2019	--	No First-Round Selection
2020	32	RB Clyde Edwards-Helaire (LSU)

### NOTABLE TRANSACTIONS

After being named the new GM of the Chiefs on July 10, 2017, Brett Veach immediately started making moves. In his time as a GM, Veach has made a number of significant moves that have contributed to KC's success.

Name	Date	How Acquired
K Harrison Butker	9/26/17	FA - 17
WR Sammy Watkins	3/15/18	FA - 18
LB Anthony Hitchens	3/15/18	FA - 18
CB Charvarius Ward	8/31/18	T - 18 (DAL)
S Tyrann Mathieu	3/14/19	FA - 19
DE Frank Clark	4/24/19	T - 19 (SEA)
CB Antonio Hamilton	3/21/20	FA - 20
T Mike Remmers	3/21/20	FA - 20
TE Ricky Seals-Jones	4/5/20	FA - 20
DE Taco Charlton	5/2/20	FA - 20
G Kelechi Osemele	7/27/20	FA - 20



### VEACH'S NFL RECORD

Year	Reg. Season	Pct.	Playoffs	Overall	Result
2007	8-8	.500	0-0	8-8	4th in NFC East
2008	9-6-1	.594	2-1	11-7-1	2nd in NFC East; Reached NFC Championship Game
2009	11-5	.688	0-1	11-6	2nd in NFC East; Reached Wild Card Playoffs
2010	10-6	.625	0-1	10-7	1st in NFC East; Reached Wild Card Playoffs
2011	8-8	.500	0-0	8-8	2nd in NFC East
2012	4-12	.250	0-0	4-12	4th in NFC East
2013	11-5	.688	0-1	11-6	2nd in AFC West; Reached Wild Card Playoffs
2014	9-7	.563	0-0	9-7	2nd in AFC West
2015	11-5	.688	1-1	12-6	2nd in AFC West; Reached Divisional Playoffs
2016	12-4	.750	0-1	12-5	1st in AFC West; Reached Divisional Playoffs
2017	10-6	.625	0-1	10-7	1st in AFC West; Reached Wild Card Playoffs
2018	12-4	.750	1-1	13-5	1st in AFC West; Reached AFC Championship Game
2019	12-4	.750	3-0	15-4	1st in AFC West; Super Bowl LIV Champions
2020	3-0	1.000	0-0	3-0	TBD
<b>TOTALS</b>	<b>130-80-1</b>	<b>.618</b>	<b>7-8</b>	<b>137-88-1</b>	<b>9 Playoff Appearances, 5 Div. Titles, 1 AFC Title, 1 SB Title</b>

## CHIEFS QUARTERBACK PATRICK MAHOMES



### MAHOMES STARTS HOT

Chiefs QB Patrick Mahomes earned the NFL's MVP award in 2018. His 50 TD passes in 2018 tied for the second-best mark in NFL history.

#### MOST TD PASSES SINGLE SEASON

Rk.	Name	Team	TDS	Year
1.	Peyton Manning	DEN	55	2013
2t.	<b>Patrick Mahomes</b>	<b>KC</b>	<b>50</b>	<b>2018</b>
	Tom Brady	NE	50	2007
4.	Peyton Manning	IND	49	2004

### MAHOMES IN CHIEFS RECORD BOOK

Chiefs QB Patrick Mahomes has already cracked into the Chiefs record books with only 34 games under his belt. Below is a look at different categories where Mahomes cemented his name in Chiefs history.

#### CHIEFS RECORD FOR MOST TD PASSES IN SINGLE GAME

Rk.	Name	TDS	Opp.	Date
1t.	<b>Patrick Mahomes</b>	<b>6</b>	<b>at PIT</b>	<b>Sept. 16, 2018</b>
	<b>Patrick Mahomes</b>	<b>6</b>	<b>at LAR</b>	<b>Nov. 19, 2018</b>
	Len Dawson	6	DEN	Nov. 1, 1964

#### CHIEFS RECORD FOR TD PASSES IN A SEASON

Rk.	Name	Year	Comp.	Yds.	TD
1.	<b>Patrick Mahomes</b>	<b>2018</b>	<b>66.0%</b>	<b>5,097</b>	<b>50</b>
2.	Len Dawson	1964	56.2%	2,879	30
3.	Len Dawson	1962	61.0%	2,759	29

#### CHIEFS RECORD FOR HIGHEST PASSER RATING IN SINGLE GAME

Rk.	Name	Rtg.	Opp.	Date
1.	Alex Smith	158.3	at OAK	Dec. 15, 2013
2.	Steve Bono	156.6	at SEA	Sept. 3, 1995
3.	<b>Patrick Mahomes</b>	<b>154.8</b>	<b>at PIT</b>	<b>Sept. 16, 2018</b>

## MAHOMES AMONG 2018-20 PASSING LEADERS

#### 2018-20 PASSING YARDS

Rk.	Name	Team	Yards
1.	Matt Ryan	ATL	10,351
2.	Jared Goff	LAR	10,189
3.	<b>Patrick Mahomes</b>	<b>KC</b>	<b>10,026</b>
4.	Dak Prescott	DAL	9,975
5.	Philip Rivers	LAC/IND	9,717

#### 2018-20 PASSING TOUCHDOWNS

Rk.	Name	Team	TDs
1.	<b>Patrick Mahomes</b>	<b>KC</b>	<b>85</b>
2.	Russell Wilson	SEA	80
3.	Matt Ryan	ATL	68
4.	Drew Brees	NO	65
5.	Kirk Cousins	MIN	61

#### 2018-20 TOUCHDOWN-TO-INTERCEPTION DIFFERENTIAL

Rk.	Name	Team	TDS	INTS	Diff.
1.	<b>Patrick Mahomes</b>	<b>KC</b>	<b>85</b>	<b>17</b>	<b>+68</b>
2.	Russell Wilson	SEA	80	13	+67
4.	Drew Brees	NO	65	10	+55
3.	Aaron Rodgers	GB	60	6	+54
5.	Kirk Cousins	MIN	61	22	+39

#### 2018-20 PASSER RATING

Rk.	Name	Team	Rating
1.	Drew Brees	NO	114.9
2.	Russell Wilson	SEA	112.0
3.	<b>Patrick Mahomes</b>	<b>KC</b>	<b>110.4</b>
4.	Lamar Jackson	BAL	105.6
5.	Ryan Tannehill	MIA/TEN	105.4

#### 2018-20 YARDS PER ATTEMPT (MIN. 10 GP)

Rk.	Name	Team	Y/A
1.	<b>Patrick Mahomes</b>	<b>KC</b>	<b>8.46</b>
2.	Nick Mullens	SF	8.38
3.	Ryan Tannehill	MIA/TEN	8.33
4.	Jimmy Garoppolo	SF	8.28
5.	Philip Rivers	LAC/IND	8.16

#### 2018-20 YARDS PER COMPLETION (MIN. 10 GP)

Rk.	Name	Team	Y/C
1.	Jameis Winston	TB/NO	12.98
2.	Nick Mullens	SF	12.88
3.	<b>Patrick Mahomes</b>	<b>KC</b>	<b>12.79</b>
4.	Jared Goff	LAR	12.41
5.	Ryan Tannehill	MIA/TEN	12.37

#### 2018-20 TD PERCENTAGE

Rk.	Name	Team	TD %
1.	Russell Wilson	SEA	7.6
2.	Lamar Jackson	BAL	7.3
3.	<b>Patrick Mahomes</b>	<b>KC</b>	<b>7.2</b>
4.	Ryan Tannehill	MIA/TEN	6.8
5.	Drew Brees	NO	6.7

#### 2018-20 PASS PLAYS OF 25+ YARDS

Rk.	Name	Team	25+ Yard Comp.
1.	<b>Patrick Mahomes</b>	<b>KC</b>	<b>90</b>
2.	Jared Goff	LAR	85
3.	Aaron Rodgers	GB	80
4t.	Philip Rivers	LAC/IND	75
	Russell Wilson	SEA	75

#### 2018-20 PASSING FIRST DOWNS

Rk.	Name	Team	First Downs
1.	Matt Ryan	ATL	515
2.	Jared Goff	LAR	497
3.	Philip Rivers	LAC/IND	468
4.	Dak Prescott	DAL	467
5.	<b>Patrick Mahomes</b>	<b>KC</b>	<b>466</b>

#### 2018-20 REDZONE PASSING TDs (ACTIVE)

Rk.	Name	Team	RZ TDs
1.	Russell Wilson	SEA	55
2.	<b>Patrick Mahomes</b>	<b>KC</b>	<b>52</b>
3.	Matt Ryan	ATL	48
4.	Drew Brees	NO	45
5.	Jared Goff	LAR	44



## BY THE NUMBERS - PATRICK MAHOMES VS. THE NFL

Chiefs quarterback Patrick Mahomes is in his fourth NFL season and third as the team's full-time signal-caller. Mahomes led the Chiefs to a 12-4 record in 2018 and the top seed in the AFC. Mahomes had 5,097 yards through the air in the 2018 season, the most in a season in franchise history, and his 50 passing touchdowns are tied for the second most all-time in a season in NFL history. In 33 career games played, Mahomes has accumulated 9,925 career passing yards and 81 career passing TDs (Below are regular season totals).

AFC West								
Team	G	Att.	Comp.	Yds.	TD	Int.	Pct.	Rtg.
Broncos	5	159	111	1,307	8	3	69.8	103.4
Chargers	5	165	101	1,157	10	2	61.2	97.5
Chiefs	0	0	0	0	0	0	0	0
Raiders	4	135	82	1,194	11	1	60.7	113.6
<b>Total</b>	<b>14</b>	<b>459</b>	<b>294</b>	<b>3,658</b>	<b>29</b>	<b>6</b>	<b>63.9</b>	<b>104.8</b>

AFC East								
Team	G	Att.	Comp.	Yds.	TD	Int.	Pct.	Rtg.
Bills	0	0	0	0	0	0	0	0
Dolphins	0	0	0	0	0	0	0	0
Jets	0	0	0	0	0	0	0	0
Patriots	2	76	49	635	5	3	64.5	96.1
<b>Total</b>	<b>2</b>	<b>76</b>	<b>49</b>	<b>635</b>	<b>5</b>	<b>3</b>	<b>64.5</b>	<b>96.1</b>

AFC North								
Team	G	Att.	Comp.	Yds.	TD	Int.	Pct.	Rtg.
Bengals	1	39	28	358	4	1	71.8	123.7
Browns	1	32	23	375	3	1	71.9	129.0
Ravens	3	132	93	1,136	9	1	70.5	116.2
Steelers	1	28	23	326	6	0	82.1	154.8
<b>Total</b>	<b>6</b>	<b>231</b>	<b>167</b>	<b>2,195</b>	<b>22</b>	<b>3</b>	<b>74.1</b>	<b>130.9</b>

AFC South								
Team	G	Att.	Comp.	Yds.	TD	Int.	Pct.	Rtg.
Colts	1	39	22	321	1	0	56.4	91.9
Jaguars	2	71	47	691	3	2	66.2	100.1
Texans	2	67	43	484	6	1	64.2	109.3
Titans	1	50	36	446	3	0	72.0	119.3
<b>Total</b>	<b>5</b>	<b>227</b>	<b>148</b>	<b>1,942</b>	<b>13</b>	<b>3</b>	<b>65.2</b>	<b>102.0</b>

AFC	G	Att.	Comp.	Yds.	TD	Int.	Pct.	Rtg.
<b>Total</b>	<b>28</b>	<b>993</b>	<b>658</b>	<b>8,430</b>	<b>69</b>	<b>15</b>	<b>66.3</b>	<b>109.5</b>

NFC East								
Team	G	Att.	Comp.	Yds.	TD	Int.	Pct.	Rtg.
Cowboys	0	0	0	0	0	0	0	0
Eagles	0	0	0	0	0	0	0	0
Giants	0	0	0	0	0	0	0	0
Washington FB Team	0	0	0	0	0	0	0	0
<b>Total</b>	<b>0</b>	<b>0</b>	<b>0</b>	<b>0</b>	<b>0</b>	<b>0</b>	<b>0</b>	<b>0</b>

NFC North								
Team	G	Att.	Comp.	Yds.	TD	Int.	Pct.	Rtg.
Bears	1	33	23	251	2	0	69.7	112.1
Lions	1	42	24	315	0	0	57.1	81.0
Packers	0	0	0	0	0	0	0	0
Vikings	0	0	0	0	0	0	0	0
<b>Total</b>	<b>2</b>	<b>75</b>	<b>47</b>	<b>566</b>	<b>2</b>	<b>0</b>	<b>62.6</b>	<b>94.64</b>

NFC South								
Team	G	Att.	Comp.	Yds.	TD	Int.	Pct.	Rtg.
Buccaneers	0	0	0	0	0	0	0	0
Falcons	0	0	0	0	0	0	0	0
Panthers	0	0	0	0	0	0	0	0
Saints	0	0	0	0	0	0	0	0
<b>Total</b>	<b>0</b>	<b>0</b>	<b>0</b>	<b>0</b>	<b>0</b>	<b>0</b>	<b>0</b>	<b>0</b>

NFC West								
Team	G	Att.	Comp.	Yds.	TD	Int.	Pct.	Rtg.
49ers	1	38	24	314	3	0	63.2	115.5
Cardinals	1	28	21	249	2	0	75.0	125.4
Rams	1	46	33	478	6	3	71.7	117.6
Seahawks	1	40	23	273	3	0	57.5	103.4
<b>Total</b>	<b>4</b>	<b>152</b>	<b>101</b>	<b>1,314</b>	<b>14</b>	<b>3</b>	<b>66.4</b>	<b>115.9</b>

NFC	G	Att.	Comp.	Yds.	TD	Int.	Pct.	Rtg.
<b>Total</b>	<b>6</b>	<b>227</b>	<b>148</b>	<b>1,880</b>	<b>16</b>	<b>3</b>	<b>65.2</b>	<b>108.9</b>

## QUARTERBACK PATRICK MAHOMES - NFL MVP SEASON (2018)

In his first season as the team's starting QB, Patrick Mahomes left his mark in both NFL and Chiefs record books each week. Below is a list of milestones he reached throughout the 2018 season.

### Week 1 at Los Angeles Chargers (W. 38-28)

- 15 of 27 (55.5%) for 256 yards, 4 TD, 127.5 QB rating
- Earned AFC Offensive Player of the Week

### Week 2 at Pittsburgh Steelers (W. 42-37)

- 23 of 28 (82.1%) for 326 yards, 6 TD, 154.8 QB rating
- Chiefs Record: 6 TD passes in a single game
- Tied QB Len Dawson's record set in 1964
- Chiefs Record: 10 TD passes in first 2 games of season
- Passed QB Len Dawson's record of 7 TDs set in 1963
- NFL Record: 10 TD passes in first 2 games of season
- Passed QBs Peyton Manning (2013), Drew Brees (2009) Charley Johnson (1965) who all had 9
- Youngest player in NFL History to pass for 6 TDs
- AFC Offensive Player of the Week

### Week 3 vs. San Francisco 49ers (W. 38-27)

- 24 of 38 (63.2%) for 314 yards, 3 TD, 115.5 QB rating
- NFL Record: 13 TD passes through first 3 weeks of season
- Passed QB Tom Brady's 12 TD mark set in 2013

### Week 4 at Denver Broncos (W. 27-23)

- 28 of 45 (62.2%) for 304 yards, 1 TD, 89.5 QB rating
- Chiefs Record: 1,200 passing yards through Week 4
- Passed Alex Smith's mark of 1,110 passing yards set in 2015
- AFC Offensive Player of the Month

### Week 5 vs. Jacksonville Jaguars (W. 30-14)

- 22 of 38 (57.9%) for 313 yards, 0 TD, 62.7 QB rating
- Chiefs Record: 1,513 passing yards through Week 5
- Passed Alex Smith's mark of 1,391 passing yards set in 2015

### Week 6 at New England Patriots (L. 43-40)

- 23 of 36 (63.9%) 352 yards, 4 TD, 110.0 QB rating
- Chiefs Record: 5 consecutive games with 300+ passing yards
- Passed QBs Trent Green (2004) and Bill Kenney's (1983) mark of four consecutive games of 300+ passing yards
- Chiefs Record: 1,865 passing yards through Week 6
- Passed Alex Smith's mark of 1,637 passing yards set in 2017

### Week 7 vs. Cincinnati Bengals (W. 45-10)

- 28 of 39 (71.8%) for 358 yards, 4 TD, 123.7 QB rating
- NFL Record: 22 passing TDs through first 8 career games.
- Passed QB Kurt Warner's mark of 21 TDs (1998-99)
- Chiefs Record: 6 consecutive games with 300+ passing yards
- Passed Trent Green's mark of 4 consecutive games (2004)
- Chiefs Record: 2,223 passing yards through Week 7
- Passed Alex Smith's mark of 1,979 passing yards set in 2017
- FedEx Air NFL Player of the Week

### Week 8 vs. Denver Broncos (W. 30-23)

- 24 of 34 (70.6%) for 303 yards, 4 TD, 125.0 QB rating
- NFL Record: 26 TD through first 9 career games
- Passed QB Kurt Warner's mark of 24 TDs (1998-99)
- NFL Record: 2,810 passing yards through first 9 career games
- Passed Andrew Luck's mark of 2,631 passing yards (2012)
- Chiefs Record: 7 consecutive games with 300+ passing yards
- Extends his franchise record
- FedEx Air NFL Player of the Week

### Week 9 at Cleveland Browns (W. 37-21)

- 23 of 32 (71.9%) for 375 yards, 3 TD, 129.0 QB rating
- NFL Record: 29 TD through first 10 career games
- Passed QB Kurt Warner's mark of 24 TDs (1998-99).
- NFL Record: 3,185 passing yards through first 10 career games
- Passed Andrew Luck's mark of 2,965 passing yards (2012)
- Chiefs Record: 8 consecutive games with 300+ passing yards

### Week 10 vs. Arizona Cardinals (W. 26-14)

- 21 of 28 (75.0%) for 249 yards, 2 TD, 125.4 QB rating
- NFL Record: 31 TD through first 11 career games
- Passed QB Kurt Warner's mark of 27 TDs (1998-99)
- NFL Record: 3,434 passing yards through first 11 career games
- Passed QB Andrew Luck's mark of 3,205 passing yards (2012)
- Chiefs Record: 31 TD passes in single season
- Passed QB L. Dawson's single-season record 30 TD passes (1964)

### Week 11 at Los Angeles Rams (L. 54-51)

- 33 of 46 (71.7%) for 478 yards, 6 TD, 117.6 QB rating
- Chiefs Record: 9 games in single season with 300+ passing yards
- Passed QB Trent Green's mark of 8 games in 2004
- Chiefs Record: 6 TD passes in single game
- Tied his own franchise record set at Pittsburgh (9/16/18)
- Chiefs Record: 37 TD passes in single season
- Extends franchise record

### Week 13 at Oakland Raiders (W. 40-33)

- 23 of 38 (60.5%) for 295 yards, 4 TD, 120.0 QB rating
- NFL Record: Fastest player to 4,000 passing yds (4,207 in 13 games)
- Chiefs Record: 10 games of 100.0+ passer rating in single season
- Tied QB Steve DeBerg's mark set in 1990
- Chiefs Record: 41 TD passes in single season
- Extends franchise record

### Week 14 vs. Baltimore Ravens (W. 27-24)

- 35 of 53 (66.0%) for 377 yards, 2 TD, 91.5 QB rating
- Chiefs Record: 43 TD passes in single season
- Extends franchise record
- Chiefs Record: 10 games in a single season with 300+ passing yds.
- Extends franchise record

### Week 15 vs. Los Angeles Chargers (L. 29-28)

- 24 of 34 (70.6%) for 243 yards, 2 TD, 110.3 rating
- Chiefs Record: 45 TD passes in single season
- Extends franchise record
- Chiefs Record: 11 games of 100.0+ passer rating in single season
- Passed QB Steve DeBerg's mark of 10 set in 1990

### Week 16 at Seattle Seahawks (L. 38-31)

- 23 of 40 (57.5%) for 273 yards, 3 TD, 103.4 rating
- Chiefs Record: 48 TD passes in single season
- Extends franchise record
- Chiefs Record: 12 games of 100.0+ passer rating in single season
- Extends franchise record
- Chiefs Record: 4,816 passing yards in single season
- Passed QB Trent Green's mark of 4,591 yards set in 2004
- NFL Record: 31 TDs in road games in single season
- Passed QB Tom Brady's mark of 29 set in 2007

### Week 17 vs. Oakland Raiders (W. 35-3)

- 14 of 24 (58.3%) for 281 yards, 2 TD, 109.9 rating
- Chiefs Record: 50 TD passes in single season
- Extends franchise record
- Chiefs Record: 13 games of 100.0+ passer rating in single season
- Extends franchise record
- Chiefs Record: 5,097 passing yards in single season
- Extends franchise record
- Chiefs Record: 383 passes completed in a single season
- Passed QB Trent Green's mark of 369 set in 2004

### AFC Divisional Playoffs vs. Indianapolis Colts (W. 31-13)

- 27 of 41 (65.8%) for 278 yards, 1 Rushing TD, 85.2 rating
- Led Chiefs to first home playoff win since 1993 season.
- Helped advance Chiefs to first home AFC Championship appearance.

### AFC Championship Game vs. New England Patriots (L. 31-37)

- 16 of 31 (51.6%) for 295 yards, 3 TDs, 117.0 rating
- Fourth-most passing yards in postseason game in team history
- Second-most TD passes in a single postseason game in club history



## QUARTERBACK PATRICK MAHOMES - SUPER BOWL MVP SEASON (2019)

In his second season as the Chiefs full-time signal-caller, QB Patrick Mahomes continued his trend of performing at a high level. Below is a game-by-game breakdown of the accolades that Mahomes reached on his path to a Super Bowl title.

### Week 1 at Jacksonville Jaguars (W, 40-26)

- Completed 25-of-33 passes (75.8%) for 378 yards, three TDs and a 143.2 passer rating, along with zero INTs.
- 211 first-half passing yards were most in NFL since QB Peyton Manning in 2004.
- Passed Pro Football HOF QB Kurt Warner for most passing yards in first 20 career games (5,759).

### Week 2 at Oakland Raiders (W, 28-10)

- Completed 30-of-44 passes (68.2%) for 443 yards, four TDs and a 131.2 passer rating, along with zero INTs.
- 278 passing yards (NFL record) and four passing TDs in the second quarter broke a franchise mark.
- Guided offense to record-breaking 20<sup>th</sup> straight 26-point output.
- 821 passing yards from Week 1 to Week 2 set the franchise record for most passing yards in the first two weeks to being a season, also ranking fifth all-time in NFL history in the same category.
- Named AFC Offensive Player of the Week.
- Named FedEx Air & Ground's "Air" Player of the Week.

### Week 3 vs. Baltimore Ravens (W, 33-28)

- Completed 27-of-37 passes (73.0%) for 374 yards, three TDs and a 132.0 passer rating, along with zero INTs.
- Passed Pro Football HOF QB Kurt Warner for most 300-yard passing games in a QB's first 20 career games in the Super Bowl era (13).
- 1,195 passing yards ranks through the first three games ranks fourth all-time in NFL history.
- Named FedEx Air & Ground's "Air" Player of the Week for second consecutive week.

### Week 4 at Detroit Lions (W, 34-30)

- Completed 24-of-42 (57.1%) for 315 yards and zero INTs.
- Ranked third in NFL history with 1,510 passing yards through the first four games.
- Threw for at least 300 yards in 14<sup>th</sup> career game, the third most in franchise history.
- Became just the fourth QB in NFL history to throw for at least 300 yards in each of the first four games to begin a season.
- Named AFC Offensive Player of the Month (September).

### Week 5 vs. Indianapolis Colts (L, 13-19)

- Completed 22-of-39 (56.4%) for 321 yards, one TD and zero INTs.
- Broke the NFL record for most passing yards without throwing an INT to being a season (Peyton Manning, 2013; 1,744).
- Recorded 300-plus passing yards for 15<sup>th</sup> career time, tying the franchise record for the second-most career 300-yard passing games in club history (Bill Kenney).

### Week 6 vs. Houston Texans (L, 24-31)

- Completed 19-of-35 (52.7%) for 273 yards, three TDs and one INT.
- Recorded his 14<sup>th</sup> career outing of throwing for at least three TDs, ranking third in team history for most games with three or more TD passes.
- Threw first INT of the season in the second quarter after accumulating 1,896 passing yards on the season, advancing his NFL-record to 2,027 passing yards thrown without an INT to begin a season.

### Week 7 at Denver Broncos (W, 30-6)

- Completed 10-of-19 (52.6%) for 117 yards, one TD and zero INTs.
- Surpassed 7,500 career passing yards, setting a new NFL record (24 games).

### Week 10 at Tennessee Titans (L, 32-35)

- Completed 36-of-50 (72.0%) for 446 yards, three TDs and zero INTs.
- With a passer rating of 119.2, accumulated his fifth outing with at least a 115.0 passer rating this season, marking just the fourth time

that a QB in their first three seasons has been able to do so in a team's first 10 games to begin a season.

- Marked his 16<sup>th</sup> career 300-yard passing performance, the second most in franchise history and third-most in NFL history in a QB's first three seasons.

### Week 11 at Los Angeles Chargers (W, 24-17)

- Completed 19-of-32 (59.4%) for 182 yards and one TD.
- Rushed for a career-high 59 yards, tallying three rushing first downs.

### Week 13 vs. Oakland Raiders (W, 40-9)

- Completed 15-of-29 passes (51.7%) for 175 yards and one TD.
- Rushed for at least 25 yards in second consecutive game, recording his first rushing TD of the season on a 13-yard carry.

### Week 14 at New England Patriots (W, 23-16)

- Completed 26-of-40 passes (65.0%) for 283 yards with one TD and one INT.
- Became the first starting QB under the age of 25 to beat the Patriots in Foxborough, Mass., since 2011 (Jets QB Mark Sanchez).

### Week 15 vs. Denver Broncos (W, 23-3)

- Completed 27-of-24 passes (79.4%) for 340 yards with one TD and one INT.
- Tied Kurt Warner's record for second-most 300-yard passing games in a QB's first three NFL seasons (17 games).
- Recorded second-highest pass-completion percentage outing of career (79.4%).

### Week 16 at Chicago Bears (W, 26-3)

- Completed 23-of-33 passes (69.7%) for 251 yards with two passing TDs and zero INTs.
- Became the fastest QB in NFL history to throw for 9,000 career passing yards and 75 career passing TDs (30<sup>th</sup> career game).
- Tied a single-season career-best with second rushing TD of the year.

### Week 17 vs. Los Angeles Chargers (W, 31-21)

- Completed 16-of-25 passes (64.0%) for 174 yards, one passing TD and one INT.
- Added 21 rushing yards, taking his season total to 218 rushing yards.
- Guided the Chiefs offense to over 30 points scored for the unit's seventh time this season, helping secure the No. 2 seed in the AFC Playoffs.

### AFC Divisional Round vs. Houston Texans (W, 51-31)

- Completed 23-of-35 passes (65.7%) for 321 yards and a franchise-record five TD passes.
- Guided the Chiefs to the franchise's largest comeback (24 pts)
- Recorded a 134.6 passer rating, becoming the first QB since Nick Foles (2017) to record a passer rating of over 134.5 in the postseason.
- His five TD passes were the most by a QB since Ben Roethlisberger recorded five TD throws in the 2017 postseason.

### AFC Championship vs. Tennessee Titans (W, 35-24)

- Completed 23-of-35 passes (65.7%) for 294 yards, three passing TDs and zero INTs.
- Finished the game with a passer rating of 120.4, his second-highest single-game passer rating in a playoff game.
- Broke the franchise record for most career passing TDs in the postseason (11).
- Rushed for a team-best 53 yards with a postseason career-long TD rush of 27 yards.

### Super Bowl LIV vs. San Francisco (W, 31-20)

- Completed 26-of-42 passes (78.1%) for 286 yards, two passing TDs and two INTs.
- Earned the Super Bowl LIV MVP Award after leading the Chiefs to 21 unanswered points in the game's final quarter.
- Rushed for a one-yard TD in the first quarter.

## A HOT START FOR THE YOUNG QUARTERBACK

With 34 games under his belt as a starting quarterback in the National Football League, Chiefs Quarterback Patrick Mahomes has performed at a record-setting pace thus far. The below chart compares Mahomes' first 34 games of his career to some of the game's greatest quarterbacks in their first 34 starts.

Listed are Pro Football HOF QBs Brett Favre, Kurt Warner, Dan Marino, John Elway, Joe Montana, Joe Namath, Troy Aikman, Jim Kelly, Steve Young and Johnny Unitas, along with modern-era QBs Peyton Manning, Tom Brady, Drew Brees and Aaron Rodgers. Among the group, there are 10 Pro Football Hall of Famers, 12 NFL MVP Award winners, 12 Super Bowl champions and 10 Super Bowl MVPs.

### PASSING YARDS (THROUGH FIRST 34 STARTS)

Name	Team	Yards
Patrick Mahomes	KC	10,310
Kurt Warner*	STL	9,946
Dan Marino*	MIA	9,323
Aaron Rodgers	GB	8,915
Joe Namath*	NYJ	8,521
Peyton Manning	IND	8,514
Jim Kelly*	BUF	7,872
Joe Montana*	SF	7,628
Brett Favre*	ATL/GB	7,595
Tom Brady	NE	7,409
Johnny Unitas*	BAL	6,914
Drew Brees	SD	6,708
Troy Aikman*	DAL	6,642
John Elway*	DEN	6,453
Steve Young*	TB/SF	6,199

### PASSING TOUCHDOWNS (THROUGH FIRST 34 STARTS)

Name	Team	TDs
Patrick Mahomes	KC	85
Dan Marino*	MIA	78
Kurt Warner*	STL	75
Johnny Unitas*	BAL	63
Aaron Rodgers	GB	62
Peyton Manning	IND	56
Joe Namath*	NYJ	53
Tom Brady	NE	51
Joe Montana*	SF	46
Jim Kelly*	BUF	46
Brett Favre*	ATL/GB	43
John Elway*	DEN	38
Drew Brees	SD	37
Steve Young*	TB/SF	31
Troy Aikman*	DAL	29



### PASS COMPLETIONS (THROUGH FIRST 34 STARTS)

Name	Team	Comp.
Patrick Mahomes	KC	806
Kurt Warner*	STL	740
Aaron Rodgers	GB	729
Brett Favre*	ATL/GB	722
Tom Brady	NE	716
Peyton Manning	IND	712
Dan Marino*	MIA	707
Joe Montana*	SF	678
Jim Kelly*	BUF	649
Drew Brees	SD	641
Joe Namath*	NYJ	576
Troy Aikman*	DAL	548
John Elway*	DEN	519
Steve Young*	TB/SF	487
Johnny Unitas*	BAL	476

### PASSER RATING (THROUGH FIRST 34 STARTS)

Name	Team	Rating
Patrick Mahomes	KC	109.4
Kurt Warner*	STL	102.8
Aaron Rodgers	GB	98.3
Dan Marino*	MIA	97.0
Joe Montana*	SF	86.4
Johnny Unitas*	BAL	86.4
Tom Brady	NE	84.4
Jim Kelly*	BUF	82.1
Peyton Manning	IND	81.5
Brett Favre*	ATL/GB	79.0
Steve Young*	TB/SF	77.3
Drew Brees	SD	76.9
Troy Aikman*	DAL	69.1
John Elway*	DEN	68.6
Joe Namath*	NYJ	65.5

### INTERCEPTIONS (THROUGH FIRST 34 STARTS)

Name	Team	INTs
Patrick Mahomes	KC	18
Aaron Rodgers	GB	22
Steve Young*	SF	28
Joe Montana*	TB/SF	30
Tom Brady	NE	33
Dan Marino*	MIA	34
Drew Brees	SD	34
Jim Kelly*	BUF	35
Kurt Warner*	STL	39
Johnny Unitas*	BAL	39
Brett Favre*	ATL/GB	41
John Elway*	DEN	41
Troy Aikman*	DAL	43
Peyton Manning	IND	46
Joe Namath*	NYJ	66

\* Denotes Pro Football Hall of Famer

## COMEBACK KINGDOM

QB Patrick Mahomes has led his team to an NFL-QB record six straight come-from-behind wins, each after being down by at least 10 points. He also came back from 10 points down against Denver on 10/1/18.

Date	Team	Deficit	Final Score
9/20/20	at LAC	6-17 (11)	23-20 OT
2/2/20*	vs. SF	10-20 (10)	31-20
1/19/20*	vs. TEN	7-17 (10)	35-24
1/12/20*	vs. HOU	0-24 (24)	51-31
9/15/19	at OAK	0-10 (10)	28-10
9/29/19	at DET	0-10 (10)	34-30
10/1/18	at DEN	13-23 (10)	27-23

Mahomes also owns five wins in games his team enters the fourth quarter either trailing or tied.

Date	Team	Deficit Entering Q4	Final Score
9/20/20	at LAC	9-17 (8)	23-30
2/2/20*	vs. SF	10-20 (10)	31-20
9/29/19	at DET	20-23 (3)	34-30
12/9/18	vs. BAL	17-17 (0)	27-24 OT
10/1/18	at DEN	13-20 (7)	27-23



## MISC. OFFENSIVE NOTES

### KELCE LOGS NFL RECORD

Chiefs TE Travis Kelce recorded 103 receptions for 1,336 yards in 2018, which stood as an NFL record for single-season receiving yards by a tight end until later that day when San Francisco TE George Kittle broke his record. Kelce now owns the second-most receiving yards in a single season by a tight end in NFL history.

#### NFL Leaders

##### Single-Season Receiving Yards by a Tight End

Rk.	Tm.	Name	Year	Rec.	Yards	Avg.
1.	SF	George Kittle	2018	88	1,377	15.6
2.	KC	Travis Kelce	2018	103	1,336	13.0
3.	NE	Rob Gronkowski	2011	90	1,327	14.7
4.	NO	Jimmy Graham	2011	99	1,310	13.2
5.	SD	Kellen Winslow	1980	89	1,290	14.5



### ROOKIE HARDMAN RANKS AMONG LEAGUE'S BEST

Rookie WR Mecole Hardman ranked sixth among all NFL rookies with six receiving TDs in 2019. Hardman's Week 14 receiving score at NE placed him tied for first in Chiefs history for receiving TDs by a rookie.

#### NFL LEADERS: ROOKIE REC. TDs

Rk.	Player	Team	Rec. TDs
1t.	A.J. Brown	TEN	8
	Darius Slayton	NYG	8
3t.	Marquise Brown	BAL	7
	Terry McLaurin	WAS	7
	D.K. Metcalf	SEA	7
6.	Mecole Hardman	KC	6

#### CHIEFS RECORD BOOK: ROOKIE RECEIVING TDs

Rk.	TDs	Player	Year
1t.	6	Mecole Hardman	2019
	6	Fred Arbanas	1962
	6	Stephone Paige	1983
	6	Tyreek Hill	2016
5t.	5	Chris Burford	1960
	5	Otis Taylor	1965
	5	Bill Jones	1990
	5	Tim Barnett	1991
	5	Dwayne Bowe	2007

Hardman led in the NFL for yards per reception among all NFL WRs with at least 20 receptions in 2019.

#### NFL LEADERS: REC. AVG. (MIN. 20 REC.)

Rk.	Player	Team	Rec. Avg.
1.	Mecole Hardman	KC	20.7
2.	Mike Williams	LAC	20.4
4.	A.J. Brown	TEN	20.2
3.	Kenny Golladay	DET	18.3
5.	John Ross III	CIN	18.1

### KELCE JOINS THE 6,000 CLUB - REC. STREAK

With 92 receiving yards in Kansas City's Week 11 game against the Chargers (11/18/19), TE Travis Kelce became just the seventh pass catcher in franchise history to cross the 6,000-yard plateau for their career, now owning 6,605 career receiving yards. He had five 100-yard receiving games in 2018 and two in 2019.

#### Chiefs Record Book - Most Receiving Yards, Career

Rk.	Yards	Player	Pos.	Seasons
1.	10,940	Tony Gonzalez	TE	1997-2008
2.	7,306	Otis Taylor	WR	1965-75
3.	7,155	Dwayne Bowe	WR	2007-14
4.	6,605	Travis Kelce	TE	2013-20
5.	6,545	Henry Marshall	WR	1976-87

TE Travis Kelce has recorded at least one pass reception in 98 consecutive games from Week 1 of the 2014 season (Sept. 7, 2014) through Week 3 of the 2020 season, which is good enough for the second-longest streak in franchise history.

#### Chiefs Record Book - Consecutive Games with Reception

Rk.	Games	Player	Years
1.	131	Tony Gonzalez	Dec. 4, 2000 – Dec. 28, 2008
2.	98	Travis Kelce	Sept. 7, 2014 – Present
3.	83	Stephone Paige	Nov. 17, 1985 – Sept. 29, 1991

### KELCE YARDS AFTER CATCH

Since entering the NFL in 2013, Chiefs TE Travis Kelce ranks first among all tight ends in yards after catch. He spent 2013 on IR.

Rk.	Pos.	Name	Rec.	Yards	YAC
1.	TE	Travis Kelce	528	6,692	3,187
2.	TE	Rob Gronkowski	342	5,257	2,085
3.	TE	Jimmy Graham	444	5,338	2,048
4.	TE	Zach Ertz	540	5,873	1,921
5.	TE	Greg Olsen	419	5,165	1,805

### FASTEST TO 450 RECEPTIONS & 6,000 YARDS

With 92 receiving yards in Week 11 of the 2019 season, TE Travis Kelce passed the 6,000-career receiving yards plateau. In Week 8 of the 2019 season, Kelce passed the 450-career receptions mark. With 473 receptions and 6,069 receiving yards in 91 career NFL games, Kelce became the fastest tight end in NFL history to reach 450+ receptions and 6,000+ receiving yards.

Tight End	Rec.	Yards	Games
Travis Kelce	473	6,069	91
Kellen Winslow	471	6,022	94
Rob Gronkowski	451	6,797	98
Jimmy Graham	485	6,063	100
Antonio Gates	467	6,069	105

### KELCE OFF THE CHARTS

Chiefs TE Travis Kelce ranks first among all tight ends in receiving yards since Week 1 of the 2016 season and fifth among all players. Kelce logged 2,565 receiving yards in the 2018 & 2019 seasons, the franchises' second-best mark in consecutive seasons.

#### NFL Leaders (Since Week 1 - 2016)

##### Receiving Yards

Rk.	Pos.	Name	Rec.	Yards	Avg.
1.	TE	Travis Kelce	389	4,955	12.7
2.	TE	Zach Ertz	371	3,849	10.4
3.	TE	George Kittle	220	2,989	13.6
4.	TE	Jared Cook	204	2,780	13.6
5.	TE	Jimmy Graham	225	2,629	11.7

## MISC. OFFENSIVE NOTES

### RELIABILITY WITH KELCE

Chiefs TE Travis Kelce's 98 consecutive games with a reception rank tied for fifth among all active NFL players. Kelce's achievement also ranks as the longest consecutive game mark by a TE in the National Football League.

Rk.	Name	Team	Games	Date
1.	Larry Fitzgerald	ARI	247	Nov. 7, 2004 – Present
2.	Julio Jones	ATL	120	Dec. 4, 2011 – Present
3.	Golden Tate	NYG	117	Oct. 28, 2012 – Present
4.	DeAndre Hopkins	HOU	113	Sept. 9, 2013 – Present
5t.	<b>Travis Kelce</b>	<b>KC</b>	<b>98</b>	<b>Sept. 7, 2014 – Present</b>
	Jarvis Landry	CLE	98	Sept. 14, 2014 – Present
7.	Julian Edelman	NE	89	Nov. 18, 2012 – Present

### PUT IT ON THE BOARD

Since 2018, the Chiefs rank first in the NFL in points scored per game (31.6). The club also ranked first in the NFL in first quarter points scored in 2019 (237), 21 more points than the next closest team.

#### NFL LEADERS - POINTS PER GAME (2018-20)

Rk.	Team	Points Per Game
1.	<b>KC</b>	<b>31.6</b>
2.	NO	30.0
T3.	BAL	28.9
T3.	LAR	28.9
5.	SEA	27.0

#### NFL LEADERS - 1Q PTS SCORED (2019)

Rk.	Team	1st Q Pts
1.	<b>KC</b>	<b>237</b>
2.	BAL	216
3.	NE	206
4.	GB	183

### DOMINATING THE SECOND QUARTER

Kansas City also lead the National Football League with 177 second-quarter points in 2019, eight more than any other team in the NFL.

#### NFL LEADERS: 2Q POINTS SCORED

Rk.	Team	2nd Q Pts
1.	<b>Kansas City</b>	<b>177</b>
2.	Tampa Bay	169
3.	Baltimore	156
4.	LA Rams	146
5.	New Orleans	140
6.	Dallas	139

### RACKING UP THE POINTS

Since Andy Reid was named Head Coach in 2013, the Chiefs have had at least four games each season where they've scored 30 or more points. In 2018, the club scored at least 30 points 12 times, which ranked first in franchise history. Kansas City's output of at least 30 points in seven games in 2019 ranked tied for third in club history. In 2020, the Chiefs have scored at least 30 points in two of their first three games.

#### CHIEFS RECORD BOOK: MOST 30-POINT GAMES, SEASON

Rk.	Games	Seasons
1.	12	2018
2.	8	1966, 2002, 2004
3.	7	<b>1999, 2003, 2019</b>
4.	6	1960, 1967, 2010
5.	5	1962, 1965, 1968, 1983, 1994, 2005, 2006, 2015, 2016, 2017

### MITCHELL SCHWARTZ ON A STREAK

Chiefs T Mitchell Schwartz ranks first among active offensive linemen with 131 consecutive games started in his career. Until the second quarter of KC's Week 10 game at Tennessee, Schwartz had not missed a single offensive snap in his NFL career, dating back to his rookie season in 2012. According to STATS research, Schwartz had accumulated 7,849 consecutive offensive snaps played, the most by any active player in the NFL.

Games	Player	Team	Cons. Snaps
131	<b>Mitchell Schwartz</b>	<b>CLE/KC</b>	<b>7,849</b>

### ANTHONY SHERMAN ON A STREAK

Chiefs FB Anthony Sherman has been one of the most consistent players in the NFL. Sherman ranks first among all active fullbacks and running backs in the NFL for consecutive games played.

#### NFL LEADERS, CONSECUTIVE GAMES PLAYED, FB/RB

Rk.	Games	Player	Team
1.	115	<b>Anthony Sherman</b>	<b>Chiefs</b>
2.	67	Derek Watt	Steelers

### SCRIMMAGE YARDS PER GAME LEADERS

Over the last three seasons, the Chiefs rank first in the NFL in net scrimmage yards per game.

#### 2018-20 NFL LEADERS - SCRIMMAGE YARDS PER GAME

Rk.	Team	Scrimmage Yards Per Game
1.	<b>KC</b>	<b>416.0</b>
2.	TB	415.9
3.	LAR	414.4
4.	DAL	411.8
5.	ATL	406.3

### FIVE NAMED TO NFL'S TOP 100 ALL-TIME TEAM

In celebration and honor of the NFL's 100<sup>th</sup> season, the National Football League selected a blue-ribbon panel consisting of former players, league personnel and media members to vote on the best 100 players to play the game over the last 100 years of professional football. The Kansas City Chiefs, who did not join the National Football League until the 1970 AFL-NFL Merger, landed five players on the All-Time Team. LB Bobby Bell (1983), DT Buck Buchanan (1990), LB Willie Lanier (1986), K Jan Stenerud (1991) and TE Tony Gonzalez (2019) headlined a Chiefs class that was named to the NFL's 100<sup>th</sup> Anniversary All-Time Team. Gonzalez was named to the NFL's 2000's All-Decade Team and his 14 career Pro Bowl selections tie for the most by a single player in NFL history. Lanier and Stenerud were named to the NFL's 75<sup>th</sup> Anniversary Team in 1994, while Bell was named to the NFL's 1970's All-Decade Team and was voted NFL Defensive Player of the Year in 1969.

Bell, Buchanan, Lanier and Stenerud were members of the club's Super Bowl IV team, who defeated the Minnesota Vikings to claim the franchise's first Super Bowl victory. Super Bowl IV served as the final AFL-NFL World Championship Game and the Chiefs' final game as members of the AFL. QB Joe Montana and C Mike Webster, who spent time towards the end of their careers on the Kansas City Chiefs, were also named to the NFL's 100<sup>th</sup> Anniversary All-Time Team.





## MISC. OFFENSIVE NOTES

### HILL FINDING THE ENDZONE

Chiefs WR Tyreek Hill ranks first among all NFL receivers in overall touchdowns since the start of the 2016 season. Hill has three receiving touchdowns in 2020.

#### NFL Leaders (2016-20)

##### Overall Touchdowns by a WR

Rk.	Name	Touchdowns
1.	Tyreek Hill	44
2.	Davante Adams	42
3.	Mike Evans	38
3.	Antonio Brown	37
4.	DeAndre Hopkins	36



### CHEETAH'S ROOKIE SEASON

Rookie WR Tyreek Hill had six receiving touchdowns in 16 games ranking him tied for first in franchise history for most receiving touchdowns by a rookie. Below is a look at the Chiefs rookie record book for receiving TDs.

Rk.	Player	TD	Season
1t.	Tyreek Hill	6	2016
	Mecole Hardman	6	2019
	Fred Arbanas	6	1962
	Stephone Paige	6	1983
4t.	Chris Burford	5	1960
	Otis Taylor	5	1965
	Bill Jones	5	1990
	Tim Barnett	5	1991
	Dwayne Bowe	5	2007

Hill found a knack for returning punts early in his career. Through 16 games, the newcomer led the NFL in punt return yards with 592 total yards.

Rk.	Player	Team	Ret.	Yards	Avg.
1.	Tyreek Hill	KC	39	592	15.2
2.	Tavon Austin	LA	44	364	8.3
3.	Jamison Crowder	WAS	27	328	12.1
4.	Jalen Richard	OAK	34	306	9.0
5.	Brandon Tate	BUF	26	301	11.6

• According to ESPN Stats & Info, Hill became the first player with a rushing TD, receiving TD and kick return TD in a single game since Gale Sayers (1965 Bears against Vikings) with his performance against the Denver Broncos on Nov. 27, 2016.

• According to the National Football League, during Hill's kickoff return touchdown vs. Denver on Nov. 27, Hill reached a maximum speed of 22.77 miles per hour on his TD run, the fastest by a ball carrier in the NFL in 2016. Hill was clocked at 23.24 MPH in a kickoff return against Houston on Sept. 18, 2016, but the play was nullified by penalty.

### HILL'S 50+ PRODUCTION

WR Tyreek Hill owns 20 plays of at least 50-yards with all but two resulting in a touchdown, including five return TDs (4 PR, 1 KR), 11 receiving TDs and two rushing TDs. Below is a list of his 50+ yard plays.

Date	Opp.	50+ Yard Play
Jan. 1, 2017	@ SD	95-yard PR TD
Sept. 9, 2018	@ LAC	91-yard PR TD
Nov. 27, 2016	@ DEN	86-yard KR TD
Oct. 8, 2017	@ HOU	82-yard PR TD
Dec. 3, 2017	@ NYJ	79-yard TD reception
Dec. 8, 2016	OAK	78-yard PR TD
Oct. 14, 2018	@ NE	75-yard TD reception
Sept. 7, 2017	@ NE	75-yard TD reception
Nov. 19, 2018	@ LAR	73-yard TD reception
Dec. 25, 2016	DEN	70-yard TD rush
Dec. 18, 2016	TEN	68-yard TD rush
Dec. 30, 2018	OAK	67-yard TD reception
Oct. 19, 2017	@ OAK	64-yard TD reception
Dec. 16, 2017	LAC	64-yard TD reception
Sept. 9, 2018	@ LAC	58-yard TD reception
Oct. 17, 2019	@ DEN	57-yard TD reception
Nov. 5, 2017	@ DAL	56-yard TD reception
Sept. 20, 2020	@ LAC	54-yard TD reception
Dec. 24, 2017	MIA	52-yard reception
Oct. 16, 2016	@ OAK	50-yard PR

• The Chiefs are 13-6 in games that Hill records a play of 50+ yards.

• Hill has had one game with two plays of 50+ yards both resulting in touchdowns. In the club's 2018 season opener at Los Angeles, Hill recorded a 91-yard punt return and a 58-yard TD reception. Hill joined Pro Football Hall of Famer Bob Hayes (December 8, 1968 vs. Pittsburgh) and Tavon Austin (November 10, 2013 at Indianapolis) as the only players in NFL history to record a 50+ yard touchdown catch and a 90+ yard punt-return touchdown in a single game. (Credit NFL Stats)

• His 95- and 91-yard punt returns rank first and fourth, respectively, in franchise history. Hill's four career punt return TDs (all were 50+ yards) rank tied for second place in franchise history.

### SAMMY WATKINS RECEIVING AVG.

Since entering the NFL in 2014, WR Sammy Watkins ranks eighth in yards per catch among all active wide receivers with 200+ receptions.

Rk.	Name	Rec.	Yards	Avg
1.	DeSean Jackson	252	4,424	17.6
2.	T.Y. Hilton	430	6,787	15.8
3.	Mike Evans	472	7,368	15.6
4.	Kenny Stills	272	4,109	15.1
5.	Julio Jones	634	9,569	15.1
6.	John Brown	297	4,442	15.0
7.	Marvin Jones Jr.	289	4,263	14.8
8.	Sammy Watkins	299	4,399	14.7



## CHIEFS DEFENSIVE NOTES

### CHIEFS TAKEAWAYS UNDER REID

Dating back to 2013 when Chiefs Head Coach Andy Reid arrived in Kansas City, the Chiefs defense ranks first in the AFC and is third in the NFL when it comes to forcing opponent turnovers, tallying 191 total takeaways.

Rk.	Team	Games	Takeaways
1.	SEA	115	194
2.	CAR	115	193
3.	<b>KC</b>	<b>115</b>	<b>191</b>
4.	NE	115	187
5t.	LAR	115	185
	TB	115	185

### POINTS PER GAME ALLOWED

Dating back to 2013, Kansas City's defense ranks tied for fourth in the NFL in allowing opposing teams to score just 20.1 points per game.

Rk.	Team	PPG
1.	New England Patriots	18.5
2.	Seattle Seahawks	19.3
3.	Baltimore Ravens	20.0
4.	<b>Kansas City Chiefs</b>	<b>20.1</b>
5.	Pittsburgh Steelers	21.0

### PASSES DEFENSED

Going back to 2013, the club ranks first in the NFL for most passes defended with 592 passes defended.

Rk.	Team	PD
1.	<b>Kansas City Chiefs</b>	<b>592</b>
2.	Philadelphia Eagles	589
3.	Buffalo Bills	586
4.	Cincinnati Bengals	583
5.	Denver Broncos	582

### OPPONENT COMPLETION PERCENTAGE

Dating back to 2013, Kansas City's pass defense is allowing opposing quarterbacks to complete just 59.0 percent of passes, ranking first in the NFL.

Rk.	Comp. %	Team
1.	<b>59.0</b>	<b>Kansas City Chiefs</b>
2.	60.2	New England Patriots
3.	60.7	Buffalo Bills
4.	60.8	Baltimore Ravens
5.	60.9	Denver Broncos

### 2020 CHIEFS PRO BOWL PLAYERS & AWARDS

The National Football League announced on Dec. 17, 2019 that six members of the Chiefs were selected to participate in the 2020 NFL Pro Bowl.

**Frank Clark (Defensive End) – 1st Nomination**  
**Mecole Hardman (Returner) – 1st Nomination**  
**Tyreek Hill (Wide Receiver) – 4th Nomination**  
**Chris Jones (Defensive Tackle) – 1st Nomination**  
**Travis Kelce (Tight End) – 5th Nomination**  
**Patrick Mahomes (Quarterback) – 2nd Nomination**

#### 2020 IN-SEASON AWARDS

**Week 1**  
**RB Clyde Edwards-Helaire – FedEx Ground Player of the Week**

**Week 2**  
**K Harrison Butker – AFC Special Teams Player of the Week**

### INTS SINCE 2013

The Chiefs rank third in the NFL with 116 interceptions since 2013, returning those interceptions for a league-best 1,992 yards and 18 TDs.

Rk.	INTs	Team
1.	121	Buffalo Bills
2.	117	New England Patriots
3.	<b>116</b>	<b>Kansas City Chiefs</b>
4.	115	Cincinnati Bengals
5	114	Carolina Panthers

### INT RETURN TDS SINCE 2013

The Chiefs have returned 18 of their 116 interceptions for touchdowns since 2013, the most in the NFL over that span.

Rk.	INT TDs	Team
1.	<b>18</b>	<b>Kansas City Chiefs</b>
2t.	15	Chicago Bears
	15	Houston Texans
4t.	14	Arizona Cardinals
	14	Denver Broncos
	14	Los Angeles Rams
	14	Tampa Bay Buccaneers

### OPPONENT PASSER RATING

Since 2013, the Chiefs are holding opposing teams to a 82.4 passer rating, placing the unit fourth in the NFL during that time span.

Rk.	Passer Rtg	Team
1.	80.0	Buffalo Bills
2.	81.4	Seattle Seahawks
3.	<b>82.4</b>	<b>Kansas City Chiefs</b>
3.	82.5	New England Patriots
5.	84.0	Cincinnati Bengals

### SACK NATION

Since the arrival of Defensive Coordinator Steve Spagnuolo in 2019, the defensive unit has sacked the opposing quarterback 55.0 times, which ranks second in the AFC.

Rk.	Team	Sacks
1.	PIT	69.0
2.	<b>KC</b>	<b>55.0</b>

#### 2019-20 Chiefs Sack Leaders

DT Chris Jones	12.5
DE Frank Clark	10.0
DE Alex Okafor	5.5
DE Tanoh Kpassagnon	4.0
LB Anthony Hitchens	2.0
S Tyrann Mathieu	2.0
LB Damien Wilson	1.5
DT Mike Pennel	1.0
LB Dorian O'Daniel	1.0
S Armani Watts	1.0
DT Derrick Nnadi	1.0
DT Khalel Saunders	1.0
DE Mike Danna	1.0
DE Taco Charlton	1.0
LB Ben Niemann	1.0





## CHIEFS DEFENSIVE NOTES

### CHIEFS DEFENSE NO STRANGER TO END ZONE

Below is a look at Kansas City's most recent defensive touchdowns. Kansas City is 121-30-2 (.797) when producing a defensive score. KC is 112-27-1 (.804) when scoring a defensive TD and 14-3-1 (.806) when recording a safety. Kansas City's defense ranks third in the NFL in scoring defense since 2013.

#### Defensive Scores Under Head Coach Andy Reid

Date	Opponent	Defensive Score	Result
12/1/19	OAK	S Juan Thornhill 46-yd INT return	W, 40-9
10/17/19	@ DEN	LB Reggie Ragland 5-yd fum return	W, 30-6
9/29/19	@ DET	CB B. Breeland 100-yd fum. return	W, 34-30
12/30/18	OAK	S Dan Sorensen 54-yd INT return	W, 35-3
11/19/18	@ LAR	DE Allen Bailey 2-yd fum. return	L, 51-54
10/21/18	CIN	S Ron Parker 33-yd INT return	W, 45-10
10/7/18	JAX	DL Chris Jones 20-yd INT return	W, 30-14
12/31/17	@ DEN	LB Ramik Wilson 11-yd fum. return	W, 27-24
10/30/17	DEN	CB Marcus Peters 45-yd fum. return	W, 29-19
10/2/17	WAS	LB Justin Houston 13-yd fum. return	W, 29-20
12/4/16	@ ATL	S Eric Berry 37-yd INT return	W, 29-28
11/27/16	@ DEN	LB Justin Houston safety (R. Okung)	W, 30-27
11/13/16	@ CAR	S Eric Berry 42-yd INT return	W, 20-17
10/23/16	NO	S Daniel Sorensen 48-yd INT return	W, 27-21
9/25/16	NYJ	LB Derrick Johnson 55-yd INT return	W, 24-3
12/20/15	@ BAL	CB Marcus Peters 90-yd INT return	W, 34-14
12/20/15	@ BAL	S Tyvon Branch 73-yd fumble return	W, 34-14
12/6/15	@ OAK	S Tyvon Branch 38-yd INT return	W, 34-20
11/22/15	SD	LB Justin Houston 17-yd INT return	W, 33-3
10/11/15	CHI	LB Ramik Wilson FR in endzone	L, 18-17
9/17/15	DEN	CB Marcus Peters 55-yd INT return	L, 31-24
9/29/14	NE	S Husain Abdullah 39-yd INT return	W, 41-14
12/15/13	@ OAK	S Eric Berry 47-yard INT return	W, 56-31
11/3/13	@ BUF	LB Tamba Hali 11-yard fumble return	W, 23-13
11/3/13	@ BUF	CB Sean Smith 100-yd INT return	W, 23-13
10/13/13	OAK	S Husain Abdullah 44-yd INT return	W, 24-7
9/19/13	@ PHI	S Eric Berry 38-yd INT return	W, 26-16
9/8/13	@ JAX	LB Tamba Hali 10-yd INT return	W, 28-2

### DEFENSIVE TD LEADERS SINCE 2015

Since the start of the 2015 season, the Chiefs defensive unit is the league-leader in defensive TDs scored. The Chiefs defense has recorded an NFL-best 12 INT return TDs and ranks fourth in the league with nine fumbles returned for a TD.

The Chiefs defense ranked tied for third in the NFL with two fumble return TDs in 2019 and recorded an INT return TD vs. Oakland in Week 13.

#### NFL LEADERS: TOTAL DEF. TDs (SINCE 2015)

Rk.	Team	Total TDs	INT TDs	Fum TDs
1.	KC	21	12	9
2.	TB	19	8	11
3.	BAL	18	6	12
4.	DEN	16	11	5
5.	LAR	15	9	6

### DL LEADS THE LEAGUE IN PASSES DEFENSED

In 2019, the Chiefs defensive line unit ranked first in the NFL for passes defended by a DL unit.

#### NFL LEADERS: PASSES DEFENSED (DL)

Rk.	Team	PD
1.	Kansas City	16
2.	Oakland	15
3t.	Denver	14
	Seattle	14
	Buffalo	14

### CHIEFS EXCEL WHEN SACKING THE QB

The Chiefs have placed an emphasis on putting pressure on opposing quarterbacks. Kansas City has recorded 6.0 or more team sacks 60 times in team history. In those 60 games, Kansas City has a 54-5-1 (.908) record and has outscored its opponents 1,759-725.

#### Record When Recording 6.0 or More Team Sacks

Date	Opponent	Sacks	Yds	Result
12/4/1960	Houston	7.0	54	W, 24-0
12/18/1960	Buffalo	6.0	37	W, 24-7
9/23/1962	@ Oakland	6.0	67	W, 26-16
12/8/1963	Denver	6.0	47	W, 52-21
12/14/1963	Boston	6.0	54	W, 35-3
11/8/1964	Oakland	7.0	65	W, 42-7
10/31/1965	Oakland	6.0	62	W, 14-7
10/8/1967	Miami	7.0	77	W, 41-0
9/28/1968	@ Miami	6.0	55	W, 48-3
11/10/1968	@ Cincinnati	6.0	35	W, 16-9
12/8/1968	@ San Diego	6.0	61	W, 40-3
12/14/1968	@ Denver	7.0	78	W, 30-7
10/26/1969	Cincinnati	6.0	23	W, 42-22
11/2/1969	@ Buffalo	9.0	93	W, 29-7
9/28/1970	@ Baltimore	7.0	73	W, 44-24
12/6/1970	Denver	6.0	45	W, 16-0
10/1/1972	@ Denver	8.0	63	W, 45-24
11/12/1973	Chicago	6.0	64	W, 19-7
12/2/1973	Cleveland	7.0	50	T, 20-20
9/23/1979	Oakland	7.0	55	W, 35-7
10/5/1980	@ Oakland	6.0	54	W, 31-17
11/13/1983	Cincinnati	7.0	49	W, 20-15
11/27/1983	@ Seattle	6.0	40	L, 48-51 (OT)
9/30/1984	Cleveland	11.0	78	W, 10-6
12/8/1985	Atlanta	7.0	53	W, 38-10
9/21/1986	Houston	7.0	42	W, 27-13
9/23/1990	@ Green Bay	6.0	35	W, 17-3
10/7/1990	@ Indianapolis	7.0	62	L, 19-23
11/11/1990	Seattle	9.0	70	L, 16-17
12/2/1990	@ New England	6.0	44	W, 37-7
10/7/1991	Buffalo	6.0	43	W, 33-6
11/17/1991	Denver	6.0	47	L, 20-24
10/11/1992	Philadelphia	6.0	39	W, 24-17
11/8/1992	San Diego	6.0	56	W, 16-14
12/27/1992	Denver	6.0	56	W, 42-20
10/3/1993	LA Raiders	6.0	46	W, 24-9
10/17/1994	@ Denver	6.0	30	W, 31-28
10/1/1995	@ Arizona	7.0	68	W, 24-3
9/15/1996	@ Seattle	7.0	18	W, 35-17
11/16/1997	Denver	6.0	38	W, 24-22
12/7/1997	Oakland	6.0	45	W, 30-0
12/14/1997	@ San Diego	7.0	34	W 29-7
9/6/1998	Oakland	10.0	58	W, 28-8
12/26/1998	@ Oakland	6.0	44	W, 31-24
9/17/2000	San Diego	6.0	31	W, 42-10
11/26/2000	@ San Diego	6.0	28	L, 16-17
12/10/2000	Carolina	6.0	18	W, 15-14
12/8/2002	St. Louis	7.0	49	W, 49-10
12/4/2011	Chicago	7.0	45	W, 10-3
9/8/2013	@ Jacksonville	6.0	50	W, 28-2
9/19/2013	@ Philadelphia	6.0	34	W, 26-16
10/13/2013	Oakland	9.0	63	W, 24-7
12/8/2013	@ Washington	6.0	31	W, 45-10
10/26/2014	St. Louis	7.0	44	W, 34-7
12/28/2014	San Diego	7.0	42	W, 19-7
11/1/2015	Detroit	6.0	32	W, 45-10
1/3/2016	Oakland	6.0	37	W, 23-17
10/30/2016	@ Indianapolis	6.0	38	W, 30-14
9/17/2017	Philadelphia	6.0	34	W, 27-20
10/17/2019	@ Denver	9.0	79	W, 30-6

## SPECIAL TEAMS NOTES

### BUTKER'S BOOTS

K Harrison Butker's 147 points scored led all NFL players in 2019, while the third-year K also broke his own franchise record for the most points scored by a K in a single season. Butker's 147 points rank second in club history for the most points scored by any player in a single season (Priest Holmes, 2003; 162).

#### NFL LEADERS POINTS SCORED (2019)

Rk.	Pts.	Player	Team
1.	147	Harrison Butker	KC
2.	144	Wil Lutz	NO
3.	141	Justin Tucker	BAL
4.	127	Zane Gonzalez	ARI
5.	124	Matt Gay	TB

#### CHIEFS MOST POINTS, SEASON

Rk.	Pts.	Player	Year
1.	162	Priest Holmes	2003
2.	147	Harrison Butker	2019
3.	144	Priest Holmes	2002
4.	142	Harrison Butker	2017
5.	139	Nick Lowery	1990
6.	137	Harrison Butker	2018

### BUTKER KEEPING PACE

K Harrison Butker owns 449 points in 48 career games, which is the most in NFL history through a kicker's first 48 games.

#### NFL RECORD BOOK: POINTS SCORED, FIRST 48 GAMES

Rk.	Player	Points	Team
1.	Harrison Butker	449	KC
2.	Wil Lutz	409	NO
3.	Justin Tucker	397	BAL
4.	Mason Crosby	390	GB
5.	Stephen Gostkowski	388	NE

### QUALITY SPECIAL TEAMS PLAY

Over the past eight seasons (2013-20) under Special Teams Coordinator Dave Toub, the Chiefs special teams units have performed consistently. In fact, over that span, the club leads the league in kick return average and ranks second in punt return average. Additionally, the Chiefs have a combined 12 return touchdowns, which also ranks first in the NFL.

Rk.	Team	KR	Yds.	Avg.	TDs
1.	Kansas City	298	7,531	25.3	5
2.	Baltimore	244	6,107	25.0	4
3.	Minnesota	267	6,638	24.9	5
4.	Cincinnati	281	6,926	24.6	1
5.	Detroit	218	5,211	23.9	2

Rk.	Team	PR	Yds.	Avg.	TDs
1.	Baltimore	243	2,579	10.6	4
2.	Kansas City	285	2,973	10.4	7
3.	Minnesota	213	2,175	10.2	4
4.	Detroit	217	2,100	9.7	6
5.	Chicago	197	1,878	9.5	4

Rk.	Team	PR TDs	KR TDs	Tot TDs
1.	Kansas City	7	5	12
2.	Minnesota	4	5	9
3t.	Baltimore	4	4	8
	Detroit	6	2	8
	Philadelphia	4	4	8

### CONSISTENT COVERAGE WITH TOUB

Since his arrival in 2013, Chiefs Special Teams Coordinator/Assistant Head Coach Dave Toub has had tremendous success with his coverage units.

#### FEWEST RETURN TDS ALLOWED SINCE 2013

Rk.	Team	PR/KR TDs
1.	Atlanta	0
2t.	Kansas City	1
	Dallas	1
	New England	1

Toub's two return TDs allowed since the 2010 season ranks second among all active Special Teams Coordinators who have led special teams units since the 2010 season.

#### FEWEST RETURN TDS ALLOWED SINCE 2010 (ACTIVE STC)

Rk.	STC	Team	TDs
1.	Keith Armstrong	TB/ATL	1
2.	Dave Toub	KC/CHI	2
3.	Danny Crossman	MIA/BUF/DET	4
5.	Chris Tabor	CHI/CLE	6

#### TOUB - RETURN TDS ALLOWED SINCE 2004 (FEWEST IN NFL)

Date	Type	Opponent
12/25/05	PR	Green Bay
9/30/07	KR	Detroit
9/19/10	PR	Dallas
9/29/20	KR	Baltimore



### HILL MAKING HISTORY

Chiefs wide receiver and return specialist Tyreek Hill has a knack for finding the end zone when teams kick to him. In 62 career games played, he has returned five kicks for scores. Below is where he ranks in team history.

#### CHIEFS RECORD BOOK: CAREER RETURNS FOR TDS

Rk.	Player	PR	KR	Total
1.	Dante Hall	5	6	11
2.	Tamarick Vanover	4	4	8
3	Tyreek Hill	4	1	5
4.	J.T. Smith	4	0	4
5.	Dexter McCluster	3	0	3

## 2020 OFFSEASON NOTES

### MAHOMES SIGNS DECADE-LONG EXTENSION

The Kansas City Chiefs made several moves in the offseason to keep key members of the Super Bowl team in the Kingdom long-term, starting with signing quarterback and MVP of Super Bowl LIV Patrick Mahomes to a 10-year contract extension.

At 24 years and 138 days, Mahomes became the third-youngest player and youngest quarterback in NFL history to be named Super Bowl MVP. He is also the youngest player to ever win an NFL MVP and a Super Bowl title. In 31-career games, Mahomes has completed 724-of-1,099 passes (65.9%) for 9,412 yards and 76 touchdowns. He is the fastest quarterback in NFL history to reach the milestones of 9,000+ career passing yards and 75+ passing touchdowns, doing so in his first 30 games. Mahomes also ranks first in career postseason passing touchdowns (13) and second in career postseason passing yards (1,474) in franchise history. The 10-year extension now brings Mahomes under contract in Kansas City for the next 12 seasons.

"This is a significant moment for our franchise and for the Chiefs Kingdom," Chiefs Chairman and CEO Clark Hunt said. "Since he joined the Chiefs just a few years ago, Patrick has developed into one of the most prolific athletes in all of sports. With his dynamic play and infectious personality, he is one of the most recognized and beloved figures to put on the Chiefs uniform. He's an extraordinary leader and a credit to the Kansas City community, and I'm delighted that he will be a member of the Chiefs for many years to come."

"Getting this deal done has been a priority for us for quite a while now," Chiefs General Manager Brett Veach said. "I'd like to thank Chris Cabott and Leigh Steinberg for their efforts and patience, along with Brandt Tillis and Chris Shea on my staff. I'd also like to recognize Clark Hunt, Mark Donovan and Coach Reid who have all been incredibly supportive while we've worked through the details. I've said from the beginning that Patrick is one of the most impressive players I've ever scouted, but I don't think anyone could have envisioned everything he's brought to our football team and community. His abilities are so rare, and to couple that with an incredible personality is outstanding. We're going to continue to do everything we can to surround him with talent, and this deal provides us more flexibility to do that. He's obviously an integral part to our success and we're thrilled he's going to be the quarterback of the Kansas City Chiefs for a long time."

"I've had the privilege of coaching a lot of incredible athletes and special people in my career, and Patrick is without question on that list of players," Chiefs Head Coach Andy Reid said. "The best part is he's still early in his career. He's a natural leader and always grinding, whether that's on the field, in the weight room or watching film, he wants to be the best. He's a competitor and his teammates feed off his energy. He makes us all better as an organization and we are blessed he's going to be our quarterback for years to come."

"The support Chiefs Kingdom has shown me has been tremendous since the day I got drafted. The fact that they've been behind me and supported me has been truly special and it's a one-of-a-kind thing. I knew the moment I stepped on Arrowhead's field that this was the place I wanted to be for my entire career," Mahomes said. "I think I've reiterated that my entire career that I've been here and can't wait."



### CHIEFS EXTEND JONES AND KELCE

The Kansas City Chiefs locked up two more central pieces of the Super Bowl squad by reaching agreements to extend the contracts of both DT Chris Jones and TE Travis Kelce. Jones is now under contract for the next four seasons and Kelce will be a member of the Chiefs for the next six.

Entering his fifth season in the NFL, Jones has made his mark as one of the premier defensive linemen in the league and a focal point of the Chiefs defense. In 2019, Jones registered 9.0 sacks to lead the Chiefs defense for the second-consecutive season and was selected to the Pro Bowl for the first time in his career.

"I'd like to thank Chris and his representatives, Jason and Michael Katz for their efforts in getting this deal done," Chiefs GM Brett Veach said. "Chris is an elite defensive tackle in our league, and there is no better example of that than his impact in our Super Bowl LIV victory. He's a passionate player and guy who loves Kansas City. He wanted to be here with us, and it was a priority for us to keep him here. We're really excited to lock him up for years to come."



Entering his eighth season in the NFL and with the Chiefs, the All-Pro TE Kelce has already cemented himself as one of the most prolific offensive weapons in franchise history and is on his way to becoming one of the greatest tight ends to ever play the game. His 6,465 receiving yards are the most for any tight end through their first seven seasons in the league. He's also the fastest tight end in NFL history to 500 catches – doing so in just 95 games – and with another 1,000-yard campaign in 2019, Kelce became the only tight end in history to reach the milestone in four-straight seasons.

Following the deal, Andy Reid made note of Kelce's growth both on the field and as a leader in the locker room. "Just the fact that he's been voted a playoff captain the last couple of years - three years I think - probably says everything," Reid said. "Everyone here has watched him grow before their eyes - fans included. Still though, he comes to work every day wanting to get better, so you love that part of him. He brings energy every day. I've been lucky enough coaching his brother and they're both that way. They're wired where they want to be the best, but yet they enjoy playing the game like no other—like you're playing in the backyard type-thing."

"It's a beautiful thing when you have ownership that trusts in you and wants to make change with you in terms of the season and the community," Kelce said. "On top of that, going out there and playing football with guys that come to work every single day and fight their tail off for you. It's a beautiful thing. This community - Kansas City - I love you, and I'm thankful I'm going to be here for the next six years."





## 2020 KANSAS CITY CHIEFS DRAFT CLASS

**RB Clyde Edwards-Helaire** was selected by the Chiefs as the final pick of the first round of the 2020 NFL Draft (32nd overall) out of Louisiana State University. In his final season at LSU, Edwards-Helaire tallied 1,414 yards and 16 touchdowns plus another 453 yards through the air in 2019, averaging 6.58 yards-per-rush while racking up seven 100-yard rushing games on the team's journey to an undefeated national championship season. He was a 2019 Paul Hornung Award finalist and was named first-team All-SEC as a running back and second-team as a returner.

**LB Willie Gay** was taken in the second round as the 63rd overall selection out of Mississippi State to bolster the Chiefs defense. The six-foot-one, 243-pound Gay tallied 76 tackles and 9.0 tackles-for-loss over his last two seasons for the Bulldogs (18 games), contributing to a takeaway in seven of his final nine contests between 2018-19.

**OL Lucas Niang** rounded out the Day 2 picks for the Chiefs, as Kansas City selected Niang in the third round with the 96th overall selection out of Texas Christian University. The six-foot-six, 315-pound Niang was a three-year starter at right tackle for the Horned Frogs and never allowed a sack in his 27 career starts, earning Second-Team All-Big 12 honors in 2018. Niang elected to opt out of the 2020 season.

**DB L'Jarius Sneed** was selected in the fourth round as the 138th overall pick out of Louisiana Tech University. The six-foot-tall, 192-pound Sneed was a three-year starter for the Bulldogs, tallying 28 passes-defensed, eight interceptions and three pick-sixes during his career. He moved from corner to safety for the 2019 season and received second-team All-Conference USA recognition.

**DE Mike Danna** was chosen by the Chiefs with the 177th overall pick in the fifth round out of the University of Michigan. Danna tallied 104 tackles, 28 tackles-for-loss and four forced fumbles across three seasons at Central Michigan before transferring to Michigan in 2019. He went on to record 38 tackles, three tackles-for-loss and a forced fumble for the Wolverines.

**CB BoPete Keyes** was selected with the 237th overall pick as the Chiefs traded back into the seventh round to acquire the Tulane University product. Keyes was a two-year starter at Tulane, tallying 85 tackles, 18 passes defended and two interceptions in 24 games (23 starts) over the last two seasons. The six-foot-one, 202-pound defensive back was an All-American Athletic Conference Honorable Mention selection in 2019, posting a career-high 47 tackles and six pass-breakups.



## CONTINUITY IN THE KINGDOM

The Kansas City Chiefs are set to return 18-of-22 starters from Super Bowl LIV for the Run It Back Tour in the 2020-21 season. This marks the most continuity by a defending Super Bowl championship team since 2000 when the Rams returned 18 starters from their Super Bowl XXXIV campaign.

The eight returning starters on offense are: QB Patrick Mahomes, FB Anthony Sherman, WR Tyreek Hill, WR Sammy Watkins, TE Travis Kelce, T Eric Fisher, C Austin Reiter and T Mitchell Schwartz.

The ten returning starters on defense are: DE Tanoh Kpassagnon, DT Chris Jones, DT Derrick Nnadi, DE Frank Clark, LB Anthony Hitchens, LB Damien Wilson, CB Charvarius Ward, CB Bashaud Breeland, S Daniel Sorensen and S Tyrann Mathieu.

## CHIEFS KINGDOM FIGHTS FOR ITS RIGHT TO PARTY

The Kansas City Chiefs celebrated their Super Bowl LIV win with their fans in a parade through downtown Kansas City followed by a rally at Union Station in February.



It was a glorious day for Chiefs Kingdom filled with confetti and cheers, and a day which Chiefs Chairman and CEO Clark Hunt said in his ring ceremony speech that he would "always remember as one of the greatest days of my life."



Thousands of fans embraced the winter weather in the spirit of TE Travis Kelce's famous words after winning the AFC Championship Game, quoting the Beastie Boys, "You've gotta fight for your right to party!" After the Super Bowl victory in Miami, he amended that to "You've gotta fight for your right to Lombardi!" which became a motto for the parade.



## NEW TO THE KINGDOM

Since the beginning of 2020, the Kansas City Chiefs signed a number of players to bolster the roster heading into the regular season.

Pos.	Name	Last Team	How Acquired
S	Tedric Thompson	Seattle	Signed
G	Kelechi Osemele	N.Y. Jets	Signed
DE	Taco Charlton	Miami	Signed
P	Tommy Townsend	UDFA	Signed
TE	Ricky Seals-Jones	Cleveland	Signed
CB	Antonio Hamilton	N.Y. Giants	Signed
T	Mike Remmers	N.Y. Giants	Signed
OL	Yasir Durant	UDFA	Signed
DT	Tershawn Wharton	UDFA	Signed
C	Daniel Kilgore	San Francisco	Signed

## CHIEFS ALL-TIME YEAR-BY-YEAR RESULTS

YEAR	PRESEASON	REG. SEASON	PLAYOFFS
1960	6-0	8-6	0-0
1961	4-1	6-8	0-0
1962	2-3	11-3	1-0
1963	3-2	5-7-2	0-0
1964	4-1	7-7	0-0
1965	3-2	7-5-2	0-0
1966	4-0	11-2-1	1-1 (S.B. loss)
1967	4-1	9-5	0-0
1968	4-1	12-2	0-1
1969	6-0	11-3	3-0 (S.B. win)
1970	4-3	7-5-2	0-0
1971	4-1-1	10-3-1	0-1
1972	5-2	8-6	0-0
1973	2-4	7-5-2	0-0
1974	3-3	5-9	0-0
1975	3-3	5-9	0-0
1976	2-4	5-9	0-0
1977	3-3	2-12	0-0
1978	2-2	4-12	0-0
1979	3-1	7-9	0-0
1980	3-1	8-8	0-0
1981	1-3	9-7	0-0
1982	2-1-1	3-6	0-0
1983	2-2	6-10	0-0
1984	1-3	8-8	0-0
1985	3-1	6-10	0-0
1986	2-2	10-6	0-1
1987	4-1	4-11	0-0
1988	2-1-1	4-11-1	0-0
1989	1-3	8-7-1	0-0
1990	1-3	11-5	0-1
1991	2-2	10-6	1-1
1992	1-3	10-6	0-1
1993	3-1	11-5	2-1
1994	2-3	9-7	0-1
1995	3-1	13-3	0-1
1996	3-1	9-7	0-0
1997	1-3	13-3	0-1
1998	2-3	7-9	0-0
1999	2-2	9-7	0-0
2000	0-4	7-9	0-0
2001	2-2	6-10	0-0
2002	3-1	8-8	0-0
2003	3-2	13-3	0-1
2004	1-3	7-9	0-0
2005	0-4	10-6	0-0
2006	2-2	9-7	0-1
2007	0-4	4-12	0-0
2008	2-2	2-14	0-0
2009	0-4	4-12	0-0
2010	1-3	10-6	0-1
2011	0-4	7-9	0-0
2012	1-3	2-14	0-0
2013	2-2	11-5	0-1
2014	1-3	9-7	0-0
2015	4-0	11-5	1-1
2016	2-2	12-4	0-1
2017	2-2	10-6	0-1
2018	2-2	12-4	1-1
2019	1-3	12-4	3-0 (S.B. win)
2020	3-0	0-0	0-0

## OWNERSHIP OF 50+ YEARS

The Chiefs are one of only six current NFL franchises that have been owned by the same individual family for over 50 years.

Ownership	Franchise	Years
Halas Family	Chicago Bears	99
Bidwill Family	Arizona Cardinals	88
Rooney Family	Pittsburgh Steelers	87
Hunt Family	Kansas City Chiefs	61
Adams Family	Tennessee Titans	61
Ford Family	Detroit Lions	57



## THE FIRST LADY OF FOOTBALL

Norma Hunt continues to play an integral part of the Chiefs in Kansas City. She owns the distinction of being the only woman known to have attended all 54 Super Bowls and was selected to preside over the coin toss at Super Bowl XLI along with Pro Football Hall of Fame quarterback Dan Marino. She is involved in numerous philanthropic and civic efforts in Kansas City and Texas. Her late husband, Lamar Hunt, was the guiding force behind the formation of the Kansas City Chiefs and the American Football League and was inducted into the Pro Football Hall of Fame in 1972. He, with the help of his family, coined the term "Super Bowl."

Hunt, along with her daughter-in-law Tavia Hunt and granddaughters Gracie and Ava Hunt, all participate in the NFL Women's Apparel advertising campaigns. The Hunts have been featured alongside other female NFL leaders such as Charlotte Jones Anderson (Dallas Cowboys Executive Vice President/Chief Brand Officer and NFL Foundation chair), Suzanne Johnson (wife of New York Jets owner Woody Johnson) and Tanya Snyder (wife of Washington Redskins owner Dan Snyder).







**CHIEFS FANS SET WORLD RECORD**



On Monday, Sept. 29, 2014, Kansas City defeated the New England Patriots 41-14, and Chiefs fans set a Guinness World Record for Loudest Crowd Roar at a Sports Stadium (Outdoors). Chiefs fans reached a peak decibel reading of 142.2 as Guinness World Records adjudicator Philip Robertson monitored the sound levels. The mark was set early in the contest while the club was on defense. The Arrowhead Stadium record passed the old record of 137.5 decibels and broke Seattle's record of 137.6. The Chiefs still hold the record five years later.



**TOP CROWDS AT ARROWHEAD**

(Regular Season and Playoffs)

Date	Opponent	Attendance
Oct. 2, 2000	Seattle	82,893*
Nov. 5, 1972	Oakland	82,094
Sept. 11, 1994	San Francisco	79,907
Sept. 17, 1972	Miami	79,829
Nov. 23, 2006	Denver	79,484
Sept. 22, 1996	Denver	79,439
Oct. 26, 1998	Pittsburgh	79,431
Oct. 9, 1995	San Diego	79,288
Sept. 8, 1996	Oakland	79,281
Nov. 10, 1996	Green Bay	79,281
Oct. 7, 1996	Pittsburgh	79,189
Jan. 11, 2004	Indianapolis	79,159

**THE ARROWHEAD ADVANTAGE**

"The fans, they're phenomenal. 142.2 decibels, I never thought I would be fired up (for) decibel levels but I'm fired up for them. My ears are still ringing. I mean it was loud, loud down there. Like incredibly loud."


- Chiefs Head Coach Andy Reid

"One hundred percent. Whenever you can go out in pregame warmups and feed on the energy because the fans are there packing the stadium that early, it truly is special. We feed off that the entire game. There's not an empty seat in the stands and I know there won't be an empty seat in Arrowhead this week. I'm excited just to be in front of that crowd playing this AFC Championship."

- Chiefs QB Patrick Mahomes

"A legendary environment like that at Arrowhead Stadium is something else. We're excited about it, we respect it, we realize that the environment is an issue and an element of play and it's something that we need to be prepared for and ultimately combat."

- Steelers Head Coach Mike Tomlin





## MATHIEU HOSTS "FLEX YOUR FREEDOM" EVENT



On Tuesday, Sept. 22, which happened to be National Voter Registration Day and the day that in-person absentee voting began in Missouri, S Tyrann Mathieu's foundation, the Tyrann Mathieu Foundation, partnered with the Kansas City Board of Elections and Rock the Vote to host the "Flex Your Freedom" event at Union Station in downtown Kansas City.

The event allowed attendees to register to vote, cast an absentee ballot, and apply for mail-in ballots, as well as provided additional voting resources. Harvesters - The Community Food Network, was also on-site for a food distribution that coincided with the voter registration event.

The Tyrann Mathieu Foundation works to make an impact in the lives of financially disadvantaged children and youth through encouragement, opportunities and resources to achieve their dreams. The foundation focuses its work in Kansas City, and Mathieu's hometown of New Orleans.

## HFF 50/50 RAFFLE CONTINUES IN 2020



File photo from 2019.

The Kansas City Chiefs have announced the Hunt Family Foundation 50/50 Raffle will continue to take place at Arrowhead Stadium for all Chiefs home games in 2020, and has expanded its online presence to allow purchasers in the state of Kansas to purchase raffle tickets, in addition to fans in Missouri.

At the stadium, tickets will continue to be sold during pregame and throughout the game until the end of the third quarter at in-person kiosks. Credit cards will be the only form of payment accepted at 50/50 Raffle kiosks. Fans who are not at Arrowhead Stadium can also participate in the Hunt Family Foundation 50/50 Raffle by visiting [www.chiefs.com/fans/5050raffle](http://www.chiefs.com/fans/5050raffle) or through the Chiefs Mobile app to purchase tickets.

This marks the first year that fans located in the state of Kansas are eligible to join fans in the state of Missouri in purchasing online raffle tickets. Participants must be in one of the two states at the time of purchase. The winning ticket will be announced in-stadium and posted online during the fourth quarter of each home game. Winners do not need to be present to win and have 30 days to claim their prize. All fans must be 18 or older to participate. For a complete set of rules for the Hunt Family Foundation 50/50 Raffle, please visit [www.chiefs.com/fans/5050raffle](http://www.chiefs.com/fans/5050raffle).

Since its introduction in 2013, the Hunt Family Foundation 50/50 Raffle has raised more than \$4 million, with half of that money going to charity and the other half going to winning ticket holders.

## TEAMS JOIN UNITED WAY FOR VOTER EVENT



The Kansas City Chiefs, Kansas City Royals and United Way of Greater Kansas City, along with other community groups, held a voter registration and food distribution event at the Truman Sports Complex on Tuesday, September 29th from 11 a.m. to 3 p.m.

The drive-through event allowed anyone from Missouri or Kansas to register to vote in time for the November 3rd election. Harvesters - The Community Food Network was on-site for a community food distribution as well. The event received additional support from the Kansas City Election Board, Jackson County Sports Complex Authority, League of Women Voters and the Local Investment Commission (LINC).

"It's great to see the Chiefs and Royals, along with other key community organizations, lend their support to combine our efforts at keeping households fed and engaged in the upcoming election. United Way has always helped to address food insecurity and we are excited to now lead voter engagement efforts," said Brent Stewart, President and CEO United Way of Greater Kansas City.

"We are excited to join these great community partners for a unique and important event on Tuesday," Chiefs President Mark Donovan said in advance of the event. "In collaboration with our players, we have placed a priority on voter registration efforts and we are excited to help ensure that all Kansas Citizens – whether they live in Missouri or Kansas – are engaged in the voting process and are prepared to exercise their right to vote."

The Chiefs organization, including its players, have supported voter registration efforts with public service announcements and a link on the team's website, [www.chiefs.com/vote](http://www.chiefs.com/vote), to help voters register and get additional information on voting, including how to register and details on absentee voting and vote-by-mail.

The Kansas City Election Board has announced that Arrowhead Stadium will be a central polling place for the upcoming November 3rd election for voters registered with the Kansas City Election Board.

## COACHES OF THE WEEK

The Chiefs have announced their Coach of the Week honors for the first two weeks of the 2020 season. The awards for Week 1 went to Liberty High School coach Chad Frigon (Missouri) and Lansing High School coach Dylan Brown (Kansas). For Week 2, the awards went to St. Pius High School coach Anthony Simone (Missouri) and Blue Valley Northwest High School coach Clint Rider.

For winning, all schools received a \$500 player health and safety grant from the Hunt Family Foundation. Additionally, all of the coaches were presented congratulatory footballs autographed by Chiefs Head Coach Andy Reid and a certificate recognizing their selection. All of the coaches are now qualified for the Eric Driskell Coach of the Year Award, which will be voted on later this fall by a panel comprised of the Missouri and Kansas Boards from the Greater Kansas City Football Coaches Association.

The High School Coach of the Week program is in its 24th season and is a joint initiative of the Chiefs and the NFL. It is designed to recognize and reward Kansas City area high school coaches for superior performance on a weekly basis while honoring individuals who are shaping today's youth and tomorrow's leaders. The Chiefs partner with PrepsKC to select Coaches of the Week from Missouri and Kansas each week.

## THE ORIGIN OF SUPER BOWL & SUPER BOWL IV

Lamar Hunt left an indelible mark on professional football. While Hunt made many lasting contributions to the game, part of his legacy will be his “accidental” naming of pro football’s most important contest, the Super Bowl. As the story has been told and retold over the years, some of the facts have gotten lost along the way. Here are some of the most important elements of the tale in how the Super Bowl got its name...



- After the AFL-NFL merger was announced in June of 1966, Commissioner Pete Rozelle appointed a committee consisting of himself, Lamar Hunt (Kansas City), Tex Schramm (Dallas) and two other owners from each league (AFL & NFL) to firm up the details of the merger agreement.
- At one of those initial merger meetings, there was a discussion about the date of the game. As the committee discussed the championship game (which ultimately became referenced as the Super Bowl), there was some confusion on whether the parties were discussing the respective AFL and NFL title games or the game between the two leagues. It was then that Hunt first recalled saying, “You know, the last game, the final game . . . the Super Bowl.”
- The “inspiration” for Hunt’s whimsical suggestion was the high-bouncing “Super Ball” produced by the Wham-O company. Lamar’s wife, Norma, had previously purchased one for each of the Hunt children (Lamar Jr., Clark and Sharron) and the toy had become somewhat of a craze in the Hunt household and many other homes across the country.
- Hunt was later quoted as saying, “Nobody ever said let’s make that the name of the game. Far from it, we all agreed it was far too corny to be the name of the new title game.”
- In a letter from Hunt to Rozelle on July 25, 1966, Hunt urged the commissioner to “coin a phrase” for the title game between the two leagues. In the letter, Hunt said, “I have kiddingly called it the Super Bowl, which can obviously be improved upon.”
- Rozelle agreed with Hunt’s suggestion since he had a particular disdain for the term “super.” According to longtime NFL executive Don Weiss, Rozelle was a former PR man who had a keen appreciation of grammar. In Rozelle’s book, “super” was the equivalent of “gee whiz” or “neat.” He believed that the term “Super Bowl” had no sophistication whatsoever.
- Rozelle was initially inclined to call the game the “Pro Bowl,” but that moniker was already assigned to the NFL’s annual all-star contest.
- In the years leading up to the merger, many members of the media had billed a possible championship match-up between the two rival leagues as a “World Series of Football,” but Rozelle clearly did not want to have his game associated with baseball.
- After much consternation and debate, Rozelle eventually dubbed the title contest between the two leagues as “The AFL-NFL World Championship Game.” However, Hunt’s whimsical, off-the-cuff comment had taken root. In the weeks leading up to the game, headline writers had already adapted Hunt’s two-word title over the much more verbose official moniker for the game. The TV networks billed the game as “Super Sunday” and even NFL Films tagged their film reels as being designated for the “Super Bowl.”
- After the first two “AFL-NFL World Championship Games,” the term “Super Bowl” was officially adopted by Commissioner Rozelle and the NFL. The first game to officially be designated as the Super Bowl at the time it was played was Super Bowl III between the AFL’s Jets and the NFL’s Colts. The first two championship games were retroactively named Super Bowls I & II.

### CHIEFS HOFERS FROM SB IV

Prior to Super Bowl LIV, it had been 50 years since the Kansas City Chiefs played in a Super Bowl (IV). That game served as the final AFL-NFL World Championship Game in the history of professional football. The spectacle at Tulane Stadium in New Orleans, La., helped pave the way for the eventual AFL-NFL merger later that year (1970).

In all, 17 members from both the Chiefs and the Vikings that took part in Super Bowl IV were later inducted into the Pro Football Hall of Fame in Canton, Ohio, including both head coaches, Hank Stram and Bud Grant, as well as Chiefs Founder Lamar Hunt and Vikings General Manager Jim Finks. For the Chiefs, 10 members of the Super Bowl IV Championship were later enshrined into the hallowed halls in Canton.

- LB/DE Bobby Bell
- DT Buck Buchanan
- DT Curley Culp
- QB Len Dawson
- LB Willie Lanier
- S Johnny Robinson
- K Jan Stenerud
- CB Emmitt Thomas
- Head Coach Hank Stram
- Chiefs Founder Lamar Hunt



### A LIFETIME OF SUNDAYS

The National Football League celebrated its 100th season in 2019, marking a century of thrills, unforgettable moments and a cultural phenomenon that has evolved into America’s favorite sport. And through it all – from the AFL-NFL merger back in 1966 to Super Bowl LIV – four incredible women have been there every step of the way. That’s the focus of NFL Films’ documentary “A Lifetime of Sundays,” which traces the rich history of the league through the perspectives of four female owners integral to the sport’s growth: the Kansas City Chiefs’ Norma Hunt, the Chicago Bears’ Virginia Halas McCaskey, the Detroit Lions’ Martha Ford and the Pittsburgh Steelers’ Patricia Rooney. It’s a one-of-a-kind glimpse into the lives of those who helped make the NFL what it is today.

“This whole process over the last year and a half has been so special,” said Chiefs Chairman & CEO Clark Hunt. “I’m so glad for my mom and the other three women that these stories are being told, because each one of them has a unique perspective on the history and the development of the National Football League.”



## 2020 NFL STANDINGS

### AFC East

Team	W	L	T	PCT	PF	PA	Home	Road	AFC	NFC	DIV	Streak
Buffalo	3	0	0	1.000	93	77	2-0-0	1-0-0	2-0-0	1-0-0	2-0-0	Won 3
New England	2	1	0	.667	87	66	2-0-0	0-1-0	2-0-0	0-1-0	1-0-0	Won 1
Miami	1	2	0	.333	70	65	0-1-0	1-1-0	1-2-0	0-0-0	0-2-0	Won 1
N.Y. Jets	0	3	0	.000	37	94	0-1-0	0-2-0	0-2-0	0-1-0	0-1-0	Lost 3

### AFC North

Team	W	L	T	PCT	PF	PA	Home	Road	AFC	NFC	DIV	Streak
Pittsburgh	3	0	0	1.000	80	58	2-0-0	1-0-0	2-0-0	1-0-0	0-0-0	Won 3
Baltimore	2	1	0	.667	91	56	1-1-0	1-0-0	2-1-0	0-0-0	1-0-0	Lost 1
Cleveland	2	1	0	.667	75	88	2-0-0	0-1-0	1-1-0	0-1-0	1-1-0	Won 2
Cincinnati	0	2	1	.167	66	74	0-1-0	0-1-1	0-2-0	0-0-1	0-1-0	Tied 1

### AFC South

Team	W	L	T	PCT	PF	PA	Home	Road	AFC	NFC	DIV	Streak
Tennessee	3	0	0	1.000	80	74	1-0-0	2-0-0	2-0-0	0-0-0	1-0-0	Won 3
Indianapolis	2	1	0	.667	84	45	2-0-0	0-1-0	1-1-0	0-1-0	0-1-0	Won 2
Jacksonville	1	2	0	.333	70	84	1-1-0	0-1-0	1-2-0	0-0-0	1-1-0	Lost 2
Houston	0	3	0	.000	57	95	0-1-0	0-2-0	0-3-0	0-0-0	0-0-0	Lost 3

### AFC West

Team	W	L	T	PCT	PF	PA	Home	Road	AFC	NFC	DIV	Streak
Kansas City	3	0	0	1.000	91	60	1-0-0	2-0-0	3-0-0	0-0-0	1-0-0	Won 3
Las Vegas	2	1	0	.667	88	90	1-0-0	1-1-0	0-1-0	2-0-0	0-0-0	Lost 1
L.A. Chargers	1	2	0	.333	52	57	0-2-0	1-0-0	1-1-0	0-1-0	0-1-0	Lost 2
Denver	0	3	0	.000	45	70	0-2-0	0-1-0	0-2-0	0-1-0	0-0-0	Lost 3

### NFC East

Team	W	L	T	PCT	PF	PA	Home	Road	NFC	AFC	DIV	Streak
Washington	1	2	0	.333	62	81	1-0-0	0-2-0	1-1-0	0-1-0	1-0-0	Lost 2
Dallas	1	2	0	.333	88	97	1-0-0	0-2-0	1-2-0	0-0-0	0-0-0	Lost 1
Philadelphia	0	2	1	.167	59	87	0-1-1	0-1-0	0-2-0	0-0-1	0-1-0	Tied 1
N.Y. Giants	0	3	0	.000	38	79	0-2-0	0-1-0	0-2-0	0-1-0	0-0-0	Lost 3

### NFC North

Team	W	L	T	PCT	PF	PA	Home	Road	NFC	AFC	DIV	Streak
Green Bay	3	0	0	1.000	122	85	1-0-0	2-0-0	3-0-0	0-0-0	2-0-0	Won 3
Chicago	3	0	0	1.000	74	62	1-0-0	2-0-0	3-0-0	0-0-0	1-0-0	Won 3
Detroit	1	2	0	.333	70	92	0-1-0	1-1-0	1-2-0	0-0-0	0-2-0	Won 1
Minnesota	0	3	0	.000	75	102	0-2-0	0-1-0	0-1-0	0-2-0	0-1-0	Lost 3

### NFC South

Team	W	L	T	PCT	PF	PA	Home	Road	NFC	AFC	DIV	Streak
Tampa Bay	2	1	0	.667	82	61	1-0-0	1-1-0	1-1-0	1-0-0	1-1-0	Won 2
New Orleans	1	2	0	.333	88	94	1-1-0	0-1-0	1-1-0	0-1-0	1-0-0	Lost 2
Carolina	1	2	0	.333	68	81	0-1-0	1-1-0	0-1-0	0-1-0	0-1-0	Won 1
Atlanta	0	3	0	.000	90	108	0-2-0	0-1-0	0-3-0	0-0-0	0-0-0	Lost 3

### NFC West

Team	W	L	T	PCT	PF	PA	Home	Road	NFC	AFC	DIV	Streak
Seattle	3	0	0	1.000	111	86	2-0-0	1-0-0	2-0-0	1-0-0	0-0-0	Won 3
Arizona	2	1	0	.667	77	61	1-1-0	1-0-0	2-1-0	0-0-0	1-0-0	Lost 1
L.A. Rams	2	1	0	.667	89	71	1-0-0	1-0-0	2-0-0	0-1-0	0-0-0	Lost 1
San Francisco	2	1	0	.667	87	46	0-1-0	2-0-0	1-1-0	1-0-0	0-1-0	Won 2



## CHIEFS CLAIM LAMAR HUNT TROPHY FOR FIRST TIME IN FRANCHISE HISTORY



**CHIEFS CLAIM LAMAR HUNT TROPHY, SUPER BOWL BOUND:** For the first time in franchise history, the Chiefs secured the Lamar Hunt Trophy as the AFC champions. In doing so, Kansas City advances to the Super Bowl for the third time in franchise annals. It marks the first time since the 1969 season that the team will play in the NFL's championship game.

**COLD KICKOFF:** Sunday's kickoff temperature of 17 degrees was the fifth-coldest kickoff temp at Arrowhead Stadium since 1994. The kickoff wind chill was 5 degrees, tying for the sixth-coldest wind chill at kickoff at Arrowhead since 1994.

### CHIEFS RECORD BOOK

#### COLDEST KICKOFF TEMPS, ARROWHEAD STADIUM, SINCE 1994

1.	1	Dec. 18, 2016 vs. Tennessee	L	17-19
2.	9	Dec. 17, 2000 vs. Denver	W	20-7
3.	10	Dec. 21, 2008 vs. Miami	L	31-38
4.	15	Dec. 19, 2004 vs. Denver	W	45-17
5.	17	Jan. 19, 2020 vs. Tennessee	W	35-24

**MAHOMES MOVES UP POSTSEASON CHARTS:** QB Patrick Mahomes finished the game with 23 completions on 35 attempts for 294 passing yards and three passing touchdowns, good for a 120.4 passer rating.

Mahomes now has 1,188 passing yards in four postseason contests, moving him into third place on the Chiefs all-time postseason passing chart. According to ESPN Stats & Info, Mahomes is the first player in Chiefs franchise history to ever record multiple passing touchdowns and a rushing touchdown in a postseason game.

Mahomes owns 11 career postseason passing touchdowns, the most in franchise history. His three touchdown passes against Tennessee are tied for third in the Chiefs postseason record book for touchdowns in a single game (Joe Montana three vs. Houston, Jan. 16, 1994; Patrick Mahomes three vs. New England, Jan. 20, 2019). His 23 completions tonight give him 89 career postseason completions while his 35 attempts give him 142 career postseason attempts, both ranking third in franchise history.

### CHIEFS RECORD BOOK

#### MOST PASSING YARDS, POSTSEASON, CAREER

1.	1,497	Len Dawson (8 games)	1962-75
2.	1,250	Alex Smith (5 games)	2013-17
3.	1,188	Patrick Mahomes (4 games)	2017-19
4.	1,014	Joe Montana (4 games)	1993-94
5.	454	Dave Krieg (4 games)	1992-93

### CHIEFS RECORD BOOK

#### MOST TOUCHDOWN PASSES, POSTSEASON, CAREER

1.	11	Patrick Mahomes (4 games)	2017-19
2.	9	Alex Smith (5 games)	2013-17
3.	7	Len Dawson (8 games)	1962-75
4.	6	Joe Montana (4 games)	1993-94
5t.	2	Steve DeBerg (3 games)	1988-91
	2	Dave Krieg (4 games)	1992-93
	2	Trent Green (2 games)	2001-06

### CHIEFS RECORD BOOK

#### MOST PASSES COMPLETED, POSTSEASON, CAREER

1.	120	Alex Smith (5 games)	2013-17
2.	107	Len Dawson (8 games)	1962-75
3.	89	Patrick Mahomes (4 games)	2017-19
4.	85	Joe Montana (4 games)	1993-94
5.	33	Dave Krieg (4 games)	1992-93

### CHIEFS RECORD BOOK

#### MOST PASS ATTEMPTS, POSTSEASON, CAREER

1.	188	Len Dawson (8 games)	1962-75
2.	185	Alex Smith (5 games)	2013-17
3.	142	Patrick Mahomes (3 games)	2017-19
4.	141	Joe Montana (4 games)	1993-94
5.	64	Dave Krieg (4 games)	1992-93

**MAHOMES SCRAMBLES TO THE ENDZONE:** QB Patrick Mahomes scored his second-career postseason rushing touchdown in Sunday's game on a 27-yard scramble. Mahomes scored a career tying high two

## AFC CHAMPIONSHIP GAME NOTES: TENNESSEE TITANS

rushing touchdowns in the regular season. He rushed for a team-high 53 yards and one rushing touchdown in Sunday's game.

**HILL FINDS THE ENDZONE TWICE:** WR Tyreek Hill recorded his first multi-touchdown game in the postseason against the Titans, scoring on eight- and 20-yard passes from QB Patrick Mahomes. Hill owns three career postseason touchdowns (two receiving, one rushing). With 67 receiving yards in Sunday's game, Hill now has 303 receiving yards and 25 receptions in the postseason, both ranking as the fourth-most in Chiefs postseason history. Hill finished the game with five receptions for 67 yards and two receiving touchdowns. With his two receiving touchdowns coming in the first half of Sunday's AFC Championship Game, Hill and TE Travis Kelce (three TDs in first half vs. Houston, 1/12/20) become the first pair of teammates to each record a playoff game with multiple first-half receiving touchdowns in a single postseason since Colts wide receivers Marvin Harrison and Brandon Stokley accomplished the feat in the 2003 NFL postseason.

### CHIEFS RECORD BOOK

#### MOST RECEIVING YARDS, POSTSEASON, CAREER

1.	589	Travis Kelce (8 games)	2013-19
2.	481	Otis Taylor (7 games)	1965-75
3.	363	J.J. Birden (8 games)	1990-94
4.	303	Tyreek Hill (6 games)	2016-19
5.	266	Keith Cash (6 games)	1992-96

### CHIEFS RECORD BOOK

#### MOST PASS RECEPTIONS, POSTSEASON, CAREER

1.	46	Travis Kelce (8 games)	2013-19
2t.	27	Otis Taylor (7 games)	1965-75
	27	J.J. Birden (8 games)	1990-94
4.	25	Tyreek Hill (6 games)	2016-19
5.	21	Keith Cash (6 games)	1992-96

**WILLIAMS RUSHES IN:** RB Damien Williams scored his third rushing touchdown of the 2019 postseason and fifth-career postseason rushing touchdown on a three-yard rush in Sunday's game. Williams owns four total touchdowns (three rushing, one receiving) in the 2019 postseason and eight total postseason touchdowns (five rushing, three receiving) with the Chiefs. His eight total touchdowns in the postseason are the most in team history, while his five rushing touchdowns in the postseason are also the most in franchise history. With 45 rushing yards in Sunday's game, Williams now owns 251 career postseason rushing yards, the second-most in Chiefs history. His 48 postseason points are the most in team annals. Williams finished the game with 17 rushes for 45 rushing yards and five receptions for 44 receiving yards with one rushing touchdown.

### CHIEFS RECORD BOOK

#### MOST TOUCHDOWNS, POSTSEASON, CAREER

1.	8	Damien Williams (4 games)	2018-19
2.	5	Travis Kelce (8 games)	2013-19
3t.	3	Marcus Allen (6 games)	1993-97
	3	Mike Garrett (6 games)	1966-70
	3	Knile Davis (3 games)	2013-16

### CHIEFS RECORD BOOK

#### MOST RUSHING TOUCHDOWNS, POSTSEASON, CAREER

1.	5	Damien Williams (4 games)	2018-19
2t.	3	Marcus Allen (6 games)	1993-97
	3	Mike Garrett (6 games)	1966-70

### CHIEFS RECORD BOOK

#### MOST RUSHING YARDS GAINED, POSTSEASON, CAREER

1.	386	Marcus Allen (6 games)	1993-97
2.	251	Damien Williams (4 games)	2018-19
2.	208	Wendell Hayes (5 games)	1968-74
4.	197	Barry Word (4 games)	1990-92
5.	186	Mike Garrett (6 games)	1966-70

### CHIEFS RECORD BOOK

#### MOST POINTS, POSTSEASON, CAREER

1.	48	Damien Williams (4 games – 8 TDs)	2018-19
2.	37	Nick Lowery (8 games – 8 FGs, 13 PATs)	1980-93
3.	35	Jan Stenerud (5 games – 9 FGs, 8 PATs)	1967-79
4.	31	Harrison Butker (5 games – 3 FGs, 22 PATs)	2017-19
5.	30	Travis Kelce (8 games – 5 TDs)	2018-19

**WATKINS HAULS IN LONG TOUCHDOWN:** WR Sammy Watkins hauled in a 60-yard touchdown pass from QB Patrick Mahomes, marking his first-career postseason touchdown. Watkins notched is second-career 100-yard receiving postseason game Sunday, logging 114 receiving yards on seven receptions. His 114 receiving yards ties his postseason single-game high (114 vs. New England, 1/20/19). He joins TE Travis Kelce as the only other Chiefs player in franchise history to record multiple 100-yard receiving games.

**KPASSAGNON TAKES DOWN TANNEHILL TWICE:** DE Tanoh Kpassagnon recorded his first-career postseason sacks in Sunday's game, taking down Titans QB Ryan Tannehill for a losses of eight and two yards. He finished the game with two solo tackles for loss, two quarterback hits and one pass defended in addition to his 2.0 sacks.

**CLARK SACKS TANNEHILL:** DE Frank Clark took down Titans QB Ryan Tannehill for a loss of 17 yards in Sunday's game, marking his fourth sack of the 2019 postseason. Clark's 4.0 sacks with the Chiefs in the postseason are tied for the fourth-most in franchise history with LB Justin Houston. Clark finished Sunday's game with four tackles (one solo), one tackle for loss and one quarterback hit in addition to his sack.

### CHIEFS RECORD BOOK

#### MOST SACKS, POSTSEASON, CAREER

1t.	6.5	Derrick Thomas (10 games)	1989-99
	6.5	Neil Smith (9 games)	1988-96
3.	5.0	Aaron Brown (6 games)	1966-72
4t.	4.0	Frank Clark (2 games)	2019
	4.0	Justin Houston (7 games)	2011-19
6.	3.0	Albert Lewis (6 games)	1983-93

**COLQUITT SETS CHIEFS POSTSEASON RECORD:** With his appearance in Sunday's game, P Dustin Colquitt has played in 11 career postseason games with Kansas City, the most in franchise history. He punted three times for 122 yards (40.7 gross, 31.0 net). Colquitt owns the most punts in the postseason and the top punting average in team history for punters with at least 20 postseason punts with 1,838 punting yards on 41 punts, good for a 44.8 average.

### CHIEFS RECORD BOOK

#### MOST GAMES PLAYED, POSTSEASON, CAREER

1.	11	Dustin Colquitt	2005-19
2.	10	John Alt	1984-96
		Tim Grunhard	1990-00
		Dave Szott	1990-00
		Derrick Thomas	1989-99

### CHIEFS RECORD BOOK

#### MOST PUNTS, POSTSEASON, CAREER

1.	41	Dustin Colquitt (11 games)	2005-19
2.	39	Jerrel Wilson (7 games)	1963-77
3.	38	Bryan Barker (7 games)	1990-93
4.	11	Louie Aguiar (3 games)	1994-98

### CHIEFS RECORD BOOK

#### HIGHEST PUNTING AVERAGE, POSTSEASON, CAREER (20 PUNTS)

1.	44.8	Dustin Colquitt (11 games: 1,838-41)	2005-19
2.	44.6	Jerrel Wilson (7 games: 1,693-39)	1963-77
3.	42.4	Bryan Barker (7 games: 1,613-38)	1990-93

**CHIEFS SCORING POSTSEASON POINTS:** With 35 points in Sunday's game, the Chiefs become the first team since the 2017 Philadelphia Eagles to score at least 35 points in multiple playoff games in a single postseason run. The last team to accomplish the feat prior to the 2017 Eagles was the 2003 Indianapolis Colts.





**CHIEFS WIN SUPER BOWL LIV:** For the second time in franchise history, the Chiefs secured the Lombardi Trophy as Super Bowl champions. The 31-20 Super Bowl LIV victory over the San Francisco 49ers marked the first time the Chiefs have clinched the Lombardi Trophy since the 1969 season when Kansas City beat the Minnesota Vikings 23-7.

**MAHOMES WINS SUPER BOWL LIV MVP:** QB Patrick Mahomes finished the game with 26 completions on 42 attempts for 286 passing yards and two touchdowns, good for a 78.1 passer rating. Mahomes now has 1,474 passing yards in five postseason contests, moving him into second place on the Chiefs all-time postseason passing chart. Mahomes owns 13 career postseason passing touchdowns, the most in franchise history. Mahomes added a one-yard rushing touchdown in the first quarter of the game, marking the Chiefs first score of Super Bowl LIV. Mahomes owns two rushing touchdowns for the 2019 postseason and three for his postseason career. His three-career postseason rushing touchdowns are tied for the third-most postseason rushing touchdowns in franchise history with RBs Marcus Allen and Mike Garrett and are also tied for third-most overall touchdowns in Chiefs history. Mahomes finished the game with 29 rushing yards on nine attempts.

#### CHIEFS RECORD BOOK

##### MOST PASSING YARDS, POSTSEASON, CAREER

1.	1,497	Len Dawson (8 games)	1962-75
2.	1,474	Patrick Mahomes (5 games)	2017-19
2.	1,250	Alex Smith (5 games)	2013-17
4.	1,014	Joe Montana (4 games)	1993-94
5.	454	Dave Krieg (4 games)	1992-93

#### CHIEFS RECORD BOOK

##### MOST TOUCHDOWN PASSES, POSTSEASON, CAREER

1.	13	Patrick Mahomes (5 games)	2017-19
2.	9	Alex Smith (5 games)	2013-17
3.	7	Len Dawson (8 games)	1962-75
4.	6	Joe Montana (4 games)	1993-94
5t.	2	Steve DeBerg (3 games)	1988-91
	2	Dave Krieg (4 games)	1992-93
	2	Trent Green (2 games)	2001-06

#### CHIEFS RECORD BOOK

##### MOST RUSHING TOUCHDOWNS, POSTSEASON, CAREER

1.	6	Damien Williams (5 games)	2018-19
2t.	3	Patrick Mahomes (5 games)	2017-19
3		Marcus Allen (6 games)	1993-97
	3	Mike Garrett (6 games)	1966-70

#### CHIEFS RECORD BOOK

##### MOST TOUCHDOWNS, POSTSEASON, CAREER

1.	10	Damien Williams (5 games)	2018-19
2.	5	Travis Kelce (8 games)	2013-19
3t.	3	Patrick Mahomes (5 games)	2017-19
	3	Marcus Allen (6 games)	1993-97
	3	Mike Garrett (6 games)	1966-70
	3	Knile Davis (3 games)	2013-16
	3	Tyreek Hill (6 games)	2016-19

**WILLIAMS FINDS THE ENDZONE TWICE:** RB Damien Williams scored twice in the Super Bowl LIV victory, the first coming on a five-yard pass from QB Patrick Mahomes and again in the final minutes of the game on a 38-yard touchdown run that sealed the win. Williams owns six total touch-

downs for the 2019 postseason (four rushing, two receiving) and 10 overall postseason touchdowns for his career with Kansas City (six rushing, four receiving). His 10 total touchdowns in the postseason are the most in team history, while his six rushing touchdowns in the postseason are also the most in franchise history. His four receiving touchdowns in the postseason with Kansas City are second-most in Chiefs history. With 104 rushing yards in the game, Williams now owns 355 career postseason rushing yards, the second-most in Chiefs history. Williams becomes the only Chiefs player in franchise history to record multiple 100-yard rushing games in the postseason. His 60 postseason points are the most in team annals. He added four receptions for 29 receiving yards.

#### CHIEFS RECORD BOOK

##### MOST TOUCHDOWNS, POSTSEASON, CAREER

1.	10	Damien Williams (5 games)	2018-19
2.	5	Travis Kelce (9 games)	2013-19
3t.	3	Patrick Mahomes (5 games)	2017-19
	3	Marcus Allen (6 games)	1993-97
	3	Mike Garrett (6 games)	1966-70
	3	Knile Davis (3 games)	2013-16
	3	Tyreek Hill (6 games)	2016-19

#### CHIEFS RECORD BOOK

##### MOST RUSHING TOUCHDOWNS, POSTSEASON, CAREER

1.	6	Damien Williams (5 games)	2018-19
2t.	3	Patrick Mahomes (5 games)	2017-19
	3	Marcus Allen (6 games)	1993-97
	3	Mike Garrett (6 games)	1966-70

#### CHIEFS RECORD BOOK

##### MOST RECEIVING TOUCHDOWNS, POSTSEASON, CAREER

1.	6	Travis Kelce (9 games)	2013-19
2.	4	Damien Williams (5 games)	2018-19

#### CHIEFS RECORD BOOK

##### MOST RUSHING YARDS GAINED, POSTSEASON, CAREER

1.	386	Marcus Allen (6 games)	1993-97
2.	355	Damien Williams (5 games)	2018-19
3.	208	Wendell Hayes (5 games)	1968-74
4.	197	Barry Word (4 games)	1990-92
5.	186	Mike Garrett (6 games)	1966-70

#### CHIEFS RECORD BOOK

##### MOST POINTS, POSTSEASON, CAREER

1.	60	Damien Williams (5 games – 10 TDs)	2018-19
2.	38	Harrison Butker (6 games – 4 FGs, 26 PATs)	2017-19
3.	37	Nick Lowery (8 games – 8 FGs, 13 PATs)	1980-93
4.	36	Travis Kelce (9 games – 6 TDs)	2018-19
5.	35	Jan Stenerud (5 games – 9 FGs, 8 PATs)	1967-79

**BREELAND TAKES IT AWAY:** CB Bashaud Breeland recorded his first-career postseason interception in the game, picking off 49ers QB Jimmy Garoppolo at the 43-yard line and returning it one yard. Breeland's interception marked the Chiefs first interception of the 2019 postseason. He finished the game with a team-high seven tackles (six solo), including two for loss, one pass defended and one interception.

**KELCE FINDS THE ENDZONE:** TE Travis Kelce scored his fourth receiving touchdown of the 2019 postseason on a one-yard pass from QB Patrick





Mahomes. Kelce owns six career-receiving touchdowns in the postseason, the most in franchise history. His six touchdowns in the postseason are the second-most overall touchdowns in postseason history. Kelce owns 36 total postseason points, the fourth-most in franchise history. He finished the game with 43 receiving yards on six receptions with one touchdown.

#### CHIEFS RECORD BOOK

##### MOST RECEIVING TOUCHDOWNS, POSTSEASON, CAREER

1.	6	Travis Kelce (9 games)	2013-19
2.	4	Damien Williams (5 games)	2018-19

#### CHIEFS RECORD BOOK

##### MOST TOUCHDOWNS, POSTSEASON, CAREER

1.	10	Damien Williams (5 games)	2018-19
2.	6	Travis Kelce (9 games)	2013-19
3t.	3	Patrick Mahomes (5 games)	2017-19
3		Marcus Allen (6 games)	1993-97
	3	Mike Garrett (6 games)	1966-70
	3	Knile Davis (3 games)	2013-16
	3	Tyreek Hill (6 games)	2016-19

#### CHIEFS RECORD BOOK

##### MOST POINTS, POSTSEASON, CAREER

1.	60	Damien Williams (5 games – 10 TDs)	2018-19
2.	38	Harrison Butker (6 games – 4 FGs, 26 PATs)	2017-19
3.	37	Nick Lowery (8 games – 8 FGs, 13 PATs)	1980-93
4.	36	Travis Kelce (9 games – 6 TDs)	2018-19
5.	35	Jan Stenerud (5 games – 9 FGs, 8 PATs)	1967-79

**CLARK TAKES DOWN GAROPPOLO:** DE Frank Clark notched his fifth sack of the postseason in the win, taking down 49ers QB Jimmy Garoppolo for a loss of nine yards. Clark's 5.0 career sacks with Kansas City in the postseason are tied for the third-most in Chiefs history with DE Aaron Brown. Clark finished game with one tackle for loss, two quarterback pressures and 1.0 sack.

**FULLER TAKES IT AWAY:** CB Kendall Fuller recorded his first-career post-season interception in the game, picking off 49ers QB Jimmy Garoppolo at the Kansas City 41-yard line to seal the Chiefs Super Bowl LIV victory. Fuller finished the game with four tackles (three solo), two passes defended and one interception.

**COLQUITT CONTINUES POSTSEASON APPEARANCE CLIMB:** With his appearance in Super Bowl LIV, P Dustin Colquitt has played in 12 career postseason games with Kansas City, the most in franchise history. He punted two times for 100 yards (50.0 gross, 40.0 net). Colquitt owns the most punts in the postseason and the top punting average in team history for punters with at least 20 postseason punts with 1,938 punting yards on 43 punts, good for a 45.1 average.

#### CHIEFS RECORD BOOK

##### MOST GAMES PLAYED, POSTSEASON, CAREER

1.	12	Dustin Colquitt	2005-19
2t.	10	John Alt	1984-96
		Tim Grunhard	1990-00
		Dave Szott	1990-00
		Derrick Thomas	1989-99
6t.	9	Dan Saleaumua	1989-96
		Tracy Simien	1991-97
		Neil Smith	1988-96
		Travis Kelce	2013-19
		Daniel Sorensen	2014-19

#### CHIEFS RECORD BOOK

##### MOST PUNTS, POSTSEASON, CAREER

1.	43	Dustin Colquitt (12 games)	2005-19
2.	39	Jerrel Wilson (7 games)	1963-77
3.	38	Bryan Barker (7 games)	1990-93
4.	11	Louie Aguiar (3 games)	1994-98

#### CHIEFS RECORD BOOK

##### HIGHEST PUNTING AVERAGE, POSTSEASON, CAREER (20 PUNTS)

1.	45.1	Dustin Colquitt (12 games: 1,938-43)	2005-19
2.	44.6	Jerrel Wilson (7 games: 1,693-39)	1963-77
3.	42.4	Bryan Barker (7 games: 1,613-38)	1990-93

**BUTKER SETS PERSONAL POSTSEASON RECORD:** With seven points (one FG, four PATs) in the game, K Harrison Butker owns 21 points for the 2019 postseason, the most of his career. He owns 38 total postseason points, the second-most in Chiefs postseason history. His 26 PATs are the most in franchise history.

#### CHIEFS RECORD BOOK

##### MOST POINTS, POSTSEASON, CAREER

1.	60	Damien Williams (5 games – 10 TDs)	2018-19
2.	38	Harrison Butker (6 games – 4 FGs, 26 PATs)	2017-19
3.	37	Nick Lowery (8 games – 8 FGs, 13 PATs)	1980-93
4.	36	Travis Kelce (9 games – 6 TDs)	2018-19
5.	35	Jan Stenerud (5 games – 9 FGs, 8 PATs)	1967-79

#### CHIEFS RECORD BOOK

##### MOST POINTS AFTER TOUCHDOWN, POSTSEASON, CAREER

1.	26	Harrison Butker (6 games – 27 att.)	2017-19
2.	13	Nick Lowery (8 games – 14 att.)	1980-93
3.	8	Jan Stenerud (5 games – 8 att.)	1967-79
4.	6	Ryan Succop (2 games – 8 att.)	2009-13
		Cairo Santos (3 games – 6 att.)	2014-17

## THE CROWN JEWEL OF CHIEFS KINGDOM



The Chiefs 2019 World Championship ring, produced by Jostens for Super Bowl LIV, is full of symbolism, as well as nods to the team's history, in addition to highlighting the club's title journey last season.

Made out of 10 karat white and yellow gold, there are a total of 255 diamonds and 36 genuine rubies for a total of 10.5 carats of gemstones.



### 50-YEAR FLASHBACK

Much has changed in since 1970 when the Chiefs won Super Bowl IV following the 1969 season. In the 50 years since the franchise's first NFL championship, Super Bowl ring designs have been one of the things that's seen a drastic change. Also designed by Jostens, below is a look at the club's Super Bowl IV ring.

The ring features a large, round one-carat diamond set in the center of a football shape with 10 additional smaller diamonds around its perimeter. A larger red stone serves as the backdrop. "Kansas City Chiefs 1969 World Champions" appears around the stone. Other features of the ring are an AFL logo, the teams and final scores of the AFL title game and the Super Bowl. Also, '62, '66 and '69 are listed as recognition for the team's three AFL titles, among other features.



Jostens



# CHIEFS IN THE POSTSEASON

## CHIEFS PLAYOFF APPEARANCES BY THE NUMBERS

World Championships .....	2 (1969, 2019)
AFL Championships .....	3 (1962, 1966, 1969)
AFC Championships .....	1 (2019)
AFL West Champs .....	3 (1962, 1966, 1968)
AFC West Champs .....	10 (1971, 1993, 1995, 1997, 2003, 2010, 2016, 2017, 2018, 2019)
Total Playoff Games .....	32
All-Time Playoff Record .....	13-19
Years in Playoffs .....	22
Most Consecutive Playoff Appearances .....	6 (1990-95)
Current Streak of Consecutive Appearances .....	5 (2015-19)



## GAME-BY-GAME RESULTS



DATE	OPPONENT	GAME	RESULT
12/23/62	Houston	1962 AFL Championship	W, 20-17 (OT)
1/1/67	Buffalo	1966 AFL Championship	W, 31-7
1/15/67	Green Bay	Super Bowl I	L, 10-35
12/22/68	Oakland	1968 AFL Divisional	L, 6-41
12/20/69	N.Y. Jets	1969 AFL Divisional	W, 13-6
1/4/70	Oakland	1969 AFL Championship	W, 17-7
1/11/70	Minnesota	Super Bowl IV (New Orleans)	W, 23-7
<b>12/25/71</b>	<b>Miami</b>	<b>1971 AFC Divisional</b>	<b>L, 24-27 (2 OT)</b>
12/28/86	N.Y. Jets	1986 AFC Wild Card	L, 15-35
1/5/91	Miami	1990 AFC Wild Card	L, 16-17
<b>12/28/91</b>	<b>L.A. Raiders</b>	<b>1991 AFC Wild Card</b>	<b>W, 10-6</b>
1/5/92	Buffalo	1991 AFC Divisional	L, 14-37
1/2/93	San Diego	1992 AFC Wild Card	L, 0-17
<b>1/8/94</b>	<b>Pittsburgh</b>	<b>1993 AFC Wild Card</b>	<b>W, 27-24 (OT)</b>
1/16/94	Houston	1993 AFC Divisional	W, 28-20
1/23/94	Buffalo	1993 AFC Championship	L, 13-30
12/31/94	Miami	1994 AFC Wild Card	L, 17-27
<b>1/7/96</b>	<b>Indianapolis</b>	<b>1995 AFC Divisional</b>	<b>L, 7-10</b>
<b>1/4/98</b>	<b>Denver</b>	<b>1997 AFC Divisional</b>	<b>L, 10-14</b>
<b>1/11/04</b>	<b>Indianapolis</b>	<b>2003 AFC Divisional</b>	<b>L, 31-38</b>
1/6/07	Indianapolis	2006 AFC Wild Card	L, 8-23
<b>1/9/11</b>	<b>Baltimore</b>	<b>2010 AFC Wild Card</b>	<b>L, 7-30</b>
1/4/14	Indianapolis	2013 AFC Wild Card	L, 44-45
1/9/16	Houston	2015 AFC Wild Card	W, 30-0
1/16/16	New England	2015 AFC Divisional	L, 20-27
<b>1/15/17</b>	<b>Pittsburgh</b>	<b>2016 AFC Divisional</b>	<b>L, 16-18</b>
<b>1/6/18</b>	<b>Tennessee</b>	<b>2017 AFC Wild Card</b>	<b>L, 21-22</b>
<b>1/12/19</b>	<b>Indianapolis</b>	<b>2018 AFC Divisional</b>	<b>W, 31-13</b>
<b>1/20/19</b>	<b>New England</b>	<b>2018 AFC Championship</b>	<b>L, 31-37 (OT)</b>
<b>1/12/20</b>	<b>Houston Texans</b>	<b>2019 AFC Divisional</b>	<b>W, 51-31</b>
<b>1/19/20</b>	<b>Tennessee Titans</b>	<b>2019 AFC Championship</b>	<b>W, 35-24</b>
2/2/20	San Francisco 49ers	Super Bowl LIV (Miami)	W, 31-20

- Bold Denotes Home Games

HOME RECORD IN POSTSEASON: 5-8 (Last Win Jan. 19, 2020 vs. Titans)

AWAY RECORD IN POSTSEASON: 6-10 (Last Win Jan. 9, 2016 at Houston)

SUPER BOWLS (NEUTRAL SITE): 2-1 (Last Win Feb. 2, 2020 in Miami)

\*The Chiefs franchise was located in Dallas and known as the Texans from 1960-62.

## RECORD VS. ALL PLAYOFF OPPONENTS

TEAM	RECORD	LAST MEETING	RESULT
Baltimore	0-1	'10 AFC Wild Card	L, 7-30
Buffalo	1-2	'93 AFC Championship	L, 30-13
Denver	0-1	'97 AFC Divisional	L, 10-14
Green Bay	0-1	Super Bowl I	L, 10-35
Oilers/Titans	3-1	'19 AFC Championship	W, 35-24
Houston Texans	2-0	'19 AFC Divisional	W, 51-31
Indianapolis	1-4	'18 AFC Divisional	W, 31-13
Miami	0-3	'94 AFC First Round	L, 27-17
Minnesota	1-0	Super Bowl IV	W, 23-7
New England	0-2	'18 AFC Championship	L, 31-37 (OT)
N.Y. Jets	1-1	'86 AFC Wild Card	L, 35-15
Oakland/LA Raiders	2-1	'91 AFC First Round	W, 10-6
Pittsburgh	1-1	'16 AFC Divisional	L, 16-18
San Diego	0-1	'92 AFC First Round	L, 17-0
San Francisco	1-0	Super Bowl LIV	W, 31-20





SUPER BOWL LIV

# CHAMPIONS



**CUMULATIVE STATS & GAME SUMMARIES**



# DEFENSIVE STATS

## 2020 REGULAR SEASON KANSAS CITY CHIEFS DEFENSIVE STATS (THROUGH WEEK 3)

POS.	PLAYER	SOLO	ASST.	TOTAL	TFL	SACKS/YDS.	PR	FR	FF	INT./YDS.	PD
LB	A. Hitchens	11	10	21	0	0.0/0.0	0	0	0	0/0	1
LB	D. Wilson	11	7	18	1	0.0/0.0	0	0	1	0/0	1
S	T. Mathieu	10	8	18	0	0.0/0.0	2	0	0	0/0	1
DT	C. Jones	8	4	12	0	3.5/11.0	6	0	2	0/0	0
S	D. Sorensen	10	1	11	0	0.0/0.0	1	0	0	0/0	0
LB	B. Niemann	7	4	11	1	1.0/8.0	1	1	0	0/0	0
S	J. Thornhill	7	4	11	0	0.0/0.0	1	0	0	0/0	0
DT	D. Nnadi	1	10	11	0	0.0/0.0	0	0	0	0/0	0
CB	L. Sneed	9	1	10	0	0.0/0.0	0	0	0	2/39	3
CB	R. Fenton	7	2	9	0	0.0/0.0	0	0	0	0/0	0
DE	M. Danna	6	2	8	1	1.0/14.0	1	0	0	0/0	0
S	T. Thompson	6	2	8	0	0.0/0.0	0	0	0	0/0	0
DT	T. Wharton	5	2	7	1	0.0/0.0	0	0	0	0/0	0
DE	F. Clark	4	2	6	2	2.0/12.0	1	0	0	0/0	0
DE	T. Kpassagnon	3	2	5	0	0.0/0.0	1	0	0	0/0	1
CB	A. Hamilton	3	0	3	0	0.0/0.0	0	0	0	0/0	0
LB	D. O'Daniel	2	0	2	1	1.0/5.0	1	0	0	0/0	0
CB	C. Ward	2	0	2	0	0.0/0.0	0	0	0	0/0	1
DE	T. Charlton	1	1	2	1	1.0/1.0	2	0	0	0/0	0
LB	W. Gay	0	1	1	0	0.0/0.0	0	0	0	0/0	0
DE	A. Okafor	0	1	1	0	0.5/2.0	2	0	0	0/0	0
DT	M. Pennel	0	1	1	0	0.0/0.0	0	0	0	0/0	0
<b>TOTALS</b>		<b>113</b>	<b>65</b>	<b>178</b>	<b>8</b>	<b>10.0/53.0</b>	<b>19</b>	<b>1</b>	<b>3</b>	<b>2/39</b>	<b>8</b>

## 2020 REGULAR SEASON CHIEFS SPECIAL TEAMS STATS

POS.	PLAYER	TKLS.	ASST.	TOTAL
LB	O'Daniel, Dorian	3	2	5
RB	Thompson, Darwin	2	0	2
TE	Keizer, Nick	1	1	2
WR	Kemp, Marcus	1	1	2
LB	Gay, Willie	1	0	1
S	Thompson, Tedric	1	0	1
<b>TOTALS</b>		<b>9</b>	<b>4</b>	<b>13</b>

INT (0)

FR (0)

Safety (0)

FR (0)

## DEFENSIVE SCORES

## SPECIAL TEAMS BIG PLAYS

Regular Season defensive and special teams statistics are based on press box statistics.





## WEEK 1:

## Chiefs 34, Texans 20

September 10, 2020 • Arrowhead Stadium • 15,895



<b>Houston Texans</b> .....	<b>7</b>	<b>0</b>	<b>0</b>	<b>13</b>	<b>—</b>	<b>20</b>
<b>Kansas City Chiefs</b> .....	<b>0</b>	<b>17</b>	<b>7</b>	<b>10</b>	<b>—</b>	<b>34</b>

**HOU** — Da.Johnson 19 yd. run (K.Fairbairn kick) (9-80, 5:12)  
**KC** — T.Kelce 6 yd. pass from P.Mahomes (H.Butker kick) (11-75, 5:41)  
**KC** — S.Watkins 2 yd. pass from P.Mahomes (H.Butker kick) (16-91, 9:04)  
**KC** — H.Butker 29 yd. Field Goal (4-48, 0:25)  
**KC** — C.Edwards-Helaire 27 yd. run (H.Butker kick) (7-75, 4:07)  
**KC** — T.Hill 3 yd. pass from P.Mahomes (H.Butker kick) (6-17, 2:50)  
**HOU** — J.Akins 19 yd. pass from D.Watson (pass failed) (10-75, 4:10)  
**HOU** — D.Watson 1 yd. run (K.Fairbairn kick) (7-65, 2:51)  
**KC** — H.Butker 19 yd. Field Goal (6-19, 2:08)

TEAM STATISTICS	TEXANS	CHIEFS
First Downs .....	21	28
Total Net Yards .....	360	369
Rushes/Net Yards .....	22/118	34/166
Net Passing .....	242	203
Pass Attempts/Completions .....	32/20	32/24
Had Intercepted .....	1	0
Sacked/Yards Lost .....	4/11	1/8
Punts/Average .....	3/41.0	3/45.3
Penalties/Yards .....	5/37	1/5
Fumbles/Lost .....	0/0	0/0
Possession Time .....	25:13	34:47

## RUSHING

**KC** — C. Edwards-Helaire 25-138, TD; D. Williams 7-23; S. Watkins 1-3; A. Sherman 1-2  
**HOU** — D. Johnson 11-77, TD; D. Watson 6-27, TD; D. Johnson 5-14

## RECEIVING

**KC** — S. Watkins 7-82, TD; T. Kelce 6-50, TD; T. Hill 5-46, TD; D. Robinson 3-20; D. Williams 2-7; M. Hardman 1-6  
**HOU** — W. Fuller V 8-112; J. Akins 2-39, TD; D. Johnson 3-32; R. Cobb 2-23; B. Cooks 2-20; D. Fells 2-19; D. Carter 1-8

## PASSING

**KC** — P. Mahomes 32-24-211, 3 TDs, 0 INT  
**HOU** — D. Watson 32-20-253, TD, 1 INT

## INTERCEPTIONS

**KC** — L. Sneed 1  
**HOU** — None

## SACKS

**KC** — C. Jones 1.5; F. Clark 1.0; D. O'Daniel 1.0; A. Okafor 0.5  
**HOU** — J. Martin 1.0

## FIELD GOALS

**KC** — H. Butker (29) (19)  
**HOU** — K. Fairbairn 51WR



## WEEK 2:

## Chiefs 23, Chargers 20

September 20, 2020 • SoFi Stadium • 0



<b>Kansas City Chiefs</b> .....	<b>0</b>	<b>6</b>	<b>3</b>	<b>11</b>	<b>3</b>	<b>—</b>	<b>23</b>
<b>Los Angeles Chargers</b> .....	<b>7</b>	<b>7</b>	<b>3</b>	<b>3</b>	<b>0</b>	<b>—</b>	<b>20</b>

**LAC** — J.Herbert 4 yd. run (M.Badgley kick) (8-79, 3:37)  
**KC** — T.Kelce 10 yd. pass from P.Mahomes (kick blocked) (10-73, 4:36)  
**LAC** — J.Guyton 14 yd. pass from J.Herbert (M.Badgley kick) (11-71, 6:21)  
**LAC** — M.Badgley 41 yd. Field Goal (12-57, 4:50)  
**KC** — H.Butker 58 yd. Field Goal (9-35, 4:56)  
**KC** — T.Hill 54 yd. pass from P.Mahomes (P.Mahomes-M.Hardman pass) (6-95, 2:31)  
**LAC** — M.Badgley 23 yd. Field Goal (17-82, 10:21)  
**KC** — H.Butker 30 yd. Field Goal (12-63, 2:27)  
**KC** — H.Butker 58 yd. Field Goal (13-39, 5:52)

TEAM STATISTICS	CHIEFS	CHARGERS
First Downs .....	23	28
Total Net Yards .....	414	479
Rushes/Net Yards .....	22/125	44/183
Net Passing .....	289	296
Pass Attempts/Completions .....	47/27	33/22
Had Intercepted .....	0	1
Sacked/Yards Lost .....	1/13	2/15
Punts/Average .....	5/44.2	3/43.7
Penalties/Yards .....	11/90	6/40
Fumbles/Lost .....	0/0	1/0
Possession Time .....	28:38	39:27

## RUSHING

**KC** — P. Mahomes 6-54; C. Edwards-Helaire 10-38; D. Thompson 4-21; T. Hill 1-9; M. Hardman 1-3  
**LAC** — A. Ekeler 16-93; J. Kelley 23-64; J. Herbert 4-18, TD; J. Reed 1-8

## RECEIVING

**KC** — T. Hill 5-99, TD; T. Kelce 9-90, TD; C. Edwards-Helaire 6-32; M. Hardman 2-30; D. Robinson 3-28; D. Williams 1-12; S. Watkins 1-11  
**LAC** — K. Allen 7-96; H. Henry 6-83; A. Ekeler 4-55; J. Kelley 2-49; M. Williams 2-14; J. Guyton 1-14, TD

## PASSING

**KC** — P. Mahomes 47-27-302, 2 TDs, 0 INT  
**LAC** — J. Herbert 33-22-311, TD, 1 INT

## INTERCEPTIONS

**KC** — L. Sneed 1  
**LAC** — None

## SACKS

**KC** — T. Charlton 1.0; M. Danna 1.0  
**LAC** — J. Bosa 1.0

## FIELD GOALS

**KC** — H. Butker (58) (30) (58)  
**LAC** — M. Badgley (41) (23)



WEEK 3:

Chiefs 34, Ravens 20

September 28, 2020 • M&amp;T Bank Stadium • 0



**Kansas City Chiefs ..... 6 21 0 7 — 34**  
**Baltimore Ravens ..... 3 7 3 7 — 20**

**BAL** — J. Tucker 26 yd. Field Goal (11-67, 5:40)**KC** — P. Mahomes 3 yd. run (kick failed, wl) (6-75, 2:37)**KC** — A. Sherman 5 yd. pass from P. Mahomes (H. Butker kick) (13-68, 6:20)**BAL** — D. Duvernay 93 yd. kickoff return (J. Tucker kick) (0-0, 0:12)**KC** — T. Hill 20 yd. pass from P. Mahomes (H. Butker kick) (6-73, 3:26)**KC** — M. Hardman 49 yd. pass from P. Mahomes (H. Butker kick) (7-84, 2:51)**BAL** — J. Tucker 42 yd. Field Goal (12-55, 6:43)**BAL** — N. Boyle 5 yd. pass from L. Jackson (J. Tucker kick) (6-49, 3:02)**KC** — E. Fisher 2 yd. pass from P. Mahomes (H. Butker kick) (13-75, 6:41)**TEAM STATISTICS****CHIEFS****RAVENS**

First Downs .....	29	16
Total Net Yards .....	517	228
Rushes/Net Yards .....	31/132	21/158
Net Passing .....	385	70
Pass Attempts/Completions .....	42/31	28/15
Had Intercepted .....	0	0
Sacked/Yards Lost .....	0/0	4/27
Punts/Average .....	1/58.0	3/49.0
Penalties/Yards .....	6/38	6/45
Fumbles/Lost .....	1/1	3/1
Possession Time .....	33:56	26:04

**RUSHING****KC** — C. Edwards-Helaire 20-64; P. Mahomes 4-26, TD; T. Hill 2-25; D. Thompson 2-11; D. Williams 2-6; A. Sherman 1-(0)**BAL** — L. Jackson 9-83; G. Edwards 4-39; M. Ingram II 7-30; J. Dobbins 1-6**RECEIVING****KC** — T. Kelce 6-87; M. Hardman 4-81, TD; T. Hill 5-77, TD; C. Edwards-Helaire 5-70; S. Watkins 7-62; A. Sherman 1-5, TD; E. Fisher 1-2, TD; D. Williams 2-1**BAL** — J. Dobbins 4-38; M. Andrews 3-22; M. Brown 2-13; M. Boykin 1-8; D. Duvernay 2-7; N. Boyle 1-5, TD; W. Snead IV 2-4**PASSING****KC** — P. Mahomes 42-31-385, 4 TDs, 0 INT**BAL** — L. Jackson 28-15-97, TD, 0 INT**INTERCEPTIONS****KC** — None**BAL** — None**SACKS****KC** — C. Jones 2.0; F. Clark 1.0; B. Niemann 1.0**BAL** — None**FIELD GOALS****KC** — H. Butker 42WL**BAL** — J. Tucker (26) (42)

SUPER BOWL LIV

# CHAMPIONS



**ROSTER, DEPTH & TRANSACTIONS**



# 2020 KANSAS CITY CHIEFS NUMERICAL ROSTER

(As of September 29, 2020)

NO.	NAME	POS.	HT.	WT.	AGE	EXP.	COLLEGE	HOW ACQ.	HOMETOWN
4	Chad Henne	QB	6-3	222	35	13	Michigan	UFA-18	West Lawn, Pa.
5	Tommy Townsend	P	6-2	176	23	R	Florida	CFA-20	Orlando, Fla.
7	Harrison Butker	K	6-4	205	25	4	Georgia Tech	FA-17	Decatur, Ga.
10	Tyreek Hill	WR	5-10	185	26	5	West Alabama	D5b-16	Pearson, Ga.
11	Demarcus Robinson	WR	6-1	203	26	5	Florida	D4c-16	Fort Valley, Ga.
13	Byron Pringle	WR	6-1	203	26	3	Kansas State	CFA-18	Tampa, Fla.
14	Sammy Watkins	WR	6-1	211	27	7	Clemson	UFA-18	Fort Myers, Fla.
15	Patrick Mahomes	QB	6-3	230	25	4	Texas Tech	D1-17	Tyler, Texas
17	Mecole Hardman	WR	5-10	187	22	2	Georgia	D2a-19	Bowman, Ga.
19	Marcus Kemp	WR	6-4	210	25	2	Hawaii	CFA-17	Layton, Utah
20	Antonio Hamilton	CB	6-0	195	27	5	South Carolina State	FA-20	Johnston, S.C.
22	Juan Thornhill	S	6-0	205	24	2	Virginia	D2b-19	Altavista, Va.
23	Armani Watts	S	5-11	205	24	3	Texas A&M	D4-18	Forney, Texas
24	Tedric Thompson	S	6-0	204	25	4	Colorado	FA-20	Inglewood, Calif.
25	Clyde Edwards-Helaire	RB	5-8	209	21	R	LSU	D1-20	Baton Rouge, La.
27	Rashad Fenton	CB	5-11	188	23	2	South Carolina	D6a-19	Miami, Fla.
29	BoPete Keyes	CB	6-1	200	22	R	Tulane	D7-20	Laurel, Miss.
31	Darrel Williams	RB	5-11	224	25	3	LSU	CFA-18	Marrero, La.
32	Tyrann Mathieu	S	5-9	190	28	8	LSU	UFA-19	New Orleans, La.
34	Darwin Thompson	RB	5-8	200	23	2	Utah State	D6b-19	Tulsa, Okla.
35	Charvarius Ward	CB	6-1	198	24	3	Middle Tennessee State	T (DAL)-18	McCombs, Miss.
38	L'Jarius Sneed	CB	6-1	193	23	R	LA Tech	D4-20	Minden, La.
41	James Winchester	LS	6-3	240	31	6	Oklahoma	FA-15	Washington, Okla.
42	Anthony Sherman	FB	5-10	242	31	10	Connecticut	T (ARI)-13	North Attleborough, Mass.
44	Dorian O'Daniel	LB	6-1	220	26	3	Clemson	D3b-18	Olney, Md.
48	Nick Keizer	TE	6-4	251	25	1	Grand Valley State	FA-19	Kalamazoo, Mich.
49	Daniel Sorensen	S	6-2	208	30	7	BYU	CFA-14	Colton, Calif.
50	Willie Gay	LB	6-1	243	22	R	Mississippi State	D2-20	Starkville, Miss.
51	Mike Danna	DE	6-2	261	22	R	Michigan	D5-20	Detroit, Mich.
52	Demone Harris	DE	6-4	272	24	2	Buffalo	FA-19	Buffalo, N.Y.
53	Anthony Hitchens	LB	6-0	235	28	7	Iowa	UFA-18	Lorain, Ohio
54	Damien Wilson	LB	6-0	245	27	6	Minnesota	UFA-19	Gloster, Miss.
55	Frank Clark	DE	6-3	260	27	6	Michigan	T (SEA)-19	Cleveland, Ohio
56	Ben Niemann	LB	6-2	235	25	3	Iowa	CFA-18	Sycamore, Ill.
57	Alex Okafor	DE	6-4	261	29	8	Texas	UFA-19	Dallas, Texas
62	Austin Reiter	C	6-3	300	28	5	South Florida	W (CLE)-18	Bradenton, Fla.
64	Mike Pennel	DT	6-4	330	29	7	Colorado State-Pueblo	FA-19	Aurora, Colo.
67	Daniel Kilgore	C	6-3	291	32	10	Appalachian State	FA-20	Kingsport, Tenn.
70	Kelechi Osemele	G	6-5	330	31	9	Iowa State	FA-20	Houston, Texas
71	Mitchell Schwartz	T	6-5	320	31	9	California	UFA-16	Pacific Palisades, Calif.
72	Eric Fisher	T	6-7	315	29	8	Central Michigan	D1-13	Rochester, Mich.
73	Nick Allegretti	G	6-4	320	24	2	Illinois	D7-19	Frankfort, Ill.
75	Mike Remmers	T	6-5	308	31	8	Oregon State	FA-20	Portland, Ore.
77	Andrew Wylie	G	6-6	309	26	3	Eastern Michigan	FA-17	Midland, Mich.
79	Yasir Durant	OL	6-7	330	22	R	Missouri	CFA-20	Philadelphia, Pa.
82	Deon Yelder	TE	6-4	255	25	3	Western Kentucky	FA-18	Louisville, Ky.
83	Ricky Seals-Jones	TE	6-5	243	25	4	Texas A&M	FA-20	Sealy, Texas
87	Travis Kelce	TE	6-5	260	30	8	Cincinnati	D3a-13	Cleveland Heights, Ohio
91	Derrick Nnadi	DT	6-1	312	24	3	Florida State	D3a-18	Virginia Beach, Va.
92	Tanoh Kpassagnon	DE	6-7	289	26	4	Villanova	D2-17	Kalamazoo, Mich.
94	Taco Charlton	DE	6-6	270	25	4	Michigan	FA-20	Pickerington, Ohio
95	Chris Jones	DT	6-6	310	26	5	Mississippi State	D2-16	Houston, Miss.
98	Tereshawn Wharton	DT	6-4	255	22	R	Missouri S&T	CFA-20	University City, Mo.
<b>Practice Squad</b>									
8	Matt Moore	QB	6-3	219	36	13	Oregon State	FA-19	Van Nuys, Calif.
9	Jordan Ta'amu	QB	6-3	221	22	1	Mississippi	FA-20	Pearl City, Hawaii
12	Gehrig Dieter	WR	6-3	207	27	2	Alabama	CFA-17	South Bend, Ind.
30	DeAndre Washington	RB	5-8	210	27	5	Texas Tech	FA-20	Missouri City, Texas
39	Lavert Hill	CB	5-11	182	21	R	Michigan	CFA-20	Detroit, Mich.
40	Rodney Clemons	DB	6-0	205	23	R	SMU	CFA-20	Katy, Texas
45	Chris Lammons	CB	5-10	190	24	2	South Carolina	FA-19	Lauderhill, Fla.
47	Darius Harris	LB	6-2	238	24	1	Middle Tennessee State	CFA-19	Horn Lake, Miss.
59	Omari Cobb	LB	6-4	223	23	R	Marshall	CFA-20	Port St. Lucie, Fla.
61	Darryl Williams	OL	6-3	310	23	R	Mississippi State	CFA-20	Bessemer, Ala.
65	Danny Isidora	G	6-3	306	26	4	Miami	FA-20	Weston, Fla.
81	Kalija Lipscomb	WR	6-1	201	22	R	Vanderbilt	CFA-20	New Orleans, La.
88	Jody Fortson	WR	6-6	230	24	1	Valdosta State	CFA-19	Buffalo, N.Y.
89	Maurice Ffrench	WR	5-11	200	22	R	Pittsburgh	CFA-20	New Brunswick, N.J.
90	Tim Ward	DE	6-6	255	23	1	Old Dominion	CFA-19	High Point, N.C.
96	Braxton Hoyett	DT	6-2	302	24	1	Mississippi State	FA-19	Pelham, Ala.
<b>Reserve/Injured</b>									
30	Alex Brown	DB	5-11	170	24	1	South Carolina State	FA-19	Holly Hill, S.C.
99	Khalen Saunders	DT	6-0	324	24	2	Western Illinois	D3-19	St. Louis, Mo.
<b>Reserve/PUP</b>									
74	Martinas Rankin	T	6-5	311	25	3	Mississippi State	T (HOU)-19	Mendenhall, Miss.
<b>Reserve/Suspended</b>									
21	Bashaud Breeland	CB	5-11	195	28	7	Clemson	UFA-19	Allendale, S.C.
<b>Reserve/Voluntary Opt-Out</b>									
26	Damien Williams	RB	5-11	224	28	7	Oklahoma	UFA-18	San Diego, Calif.
67	Lucas Niang	OL	6-7	328	22	R	TCU	D3-20	New Canaan, Conn.
76	Laurent Duvernay-Tardif	G	6-5	321	29	7	McGill	D6b-14	Montreal, Quebec

**HEAD COACH:** Andy Reid

**OFFENSE:** Eric Bieniemy (Offensive Coordinator); Joe Bleymaier (Pass Game Analyst/Asst. QBs); Porter Ellett (Offensive Quality Control); David Girardi (Offensive Quality Control); Andy Heck (Offensive Line); Mike Kafka (QB/Pass Game Coordinator); Greg Lewis (Wide Receivers); Corey Matthei (Asst. Offensive Line); Deland McCullough (Running Backs); Tom Melvin (Tight Ends).

**DEFENSE:** Steve Spagnuolo (Defensive Coordinator); Terry Bradden (Defensive Quality Control); Brendan Daly (Run Game Coordinator/Defensive Line); Connor Embree (Defensive Assistant); Matt House (Linebackers); Sam Madison (Defensive Backs/Cornerbacks); Dave Merritt (Defensive Backs); Britt Reid (Linebackers/Outside Linebackers); Alex Whittingham (Defensive Quality Control).

**SPECIALISTS:** Dave Toub (Assistant Head Coach/Special Teams Coordinator); Andy Hill (Asst. Special Teams).

**MISCELLANEOUS:** Barry Rubin (Head Strength & Conditioning); Greg Carbin (Asst. Strength & Conditioning); Travis Crittenden (Asst. Strength & Conditioning); Ryan Reynolds (Asst. Strength & Conditioning/Sport Science); Mike Frazier (Statistical Analysis Coordinator); Dan Williams (Senior Asst. to Head Coach).

# 2020 KANSAS CITY CHIEFS ALPHABETICAL ROSTER

(As of September 29, 2020)

NO.	NAME	POS.	HT.	WT.	AGE	EXP.	COLLEGE	HOW ACQ.	HOMETOWN
73	Allegretti, Nick	G	6-4	320	24	2	Illinois	D7-19	Frankfort, Ill.
7	Butker, Harrison	K	6-4	205	25	4	Georgia Tech	FA-17	Decatur, Ga.
94	Charlton, Taco	DE	6-6	270	25	4	Michigan	FA-20	Pickerington, Ohio
55	Clark, Frank	DE	6-3	260	27	6	Michigan	T (SEA)-19	Cleveland, Ohio
51	Danna, Mike	DE	6-2	261	22	R	Michigan	D5-20	Detroit, Mich.
79	Durant, Yasir	OL	6-7	330	22	R	Missouri	CFA-20	Philadelphia, Pa.
25	Edwards-Helaire, Clyde	RB	5-8	209	21	R	LSU	D1-20	Baton Rouge, La.
27	Fenton, Rashad	CB	5-11	188	23	2	South Carolina	D6a-19	Miami, Fla.
72	Fisher, Eric	T	6-7	315	29	8	Central Michigan	D1-13	Rochester, Mich.
50	Gay, Willie	LB	6-1	243	22	R	Mississippi State	D2-20	Starkville, Miss.
20	Hamilton, Antonio	CB	6-0	195	27	5	South Carolina State	FA-20	Johnston, S.C.
17	Hardman, Mecole	WR	5-10	187	22	2	Georgia	D2a-19	Bowman, Ga.
52	Harris, Demone	DE	6-4	272	24	2	Buffalo	FA-19	Buffalo, N.Y.
4	Henne, Chad	QB	6-3	222	35	13	Michigan	UFA-18	West Lawn, Pa.
10	Hill, Tyreek	WR	5-10	185	26	5	West Alabama	D5b-16	Pearson, Ga.
53	Hitchens, Anthony	LB	6-0	235	28	7	Iowa	UFA-18	Lorain, Ohio
95	Jones, Chris	DT	6-6	310	26	5	Mississippi State	D2-16	Houston, Miss.
48	Keizer, Nick	TE	6-4	251	25	1	Grand Valley State	FA-19	Kalamazoo, Mich.
87	Kelce, Travis	TE	6-5	260	30	8	Cincinnati	D3a-13	Cleveland Heights, Ohio
19	Kemp, Marcus	WR	6-4	210	25	2	Hawaii	CFA-17	Layton, Utah
29	Keyes, BoPete	CB	6-1	200	22	R	Tulane	D7-20	Laurel, Miss.
67	Kilgore, Daniel	C	6-3	291	32	10	Appalachian State	FA-20	Kingsport, Tenn.
92	Kpassagnon, Tanoh	DE	6-7	289	26	4	Villanova	D2-17	Kalamazoo, Mich.
15	Mahomes, Patrick	QB	6-3	230	25	4	Texas Tech	D1-17	Tyler, Texas
32	Mathieu, Tyrann	S	5-9	190	28	8	LSU	UFA-19	New Orleans, La.
56	Niemann, Ben	LB	6-2	235	25	3	Iowa	CFA-18	Sycamore, Ill.
91	Nnadi, Derrick	DT	6-1	312	24	3	Florida State	D3-18	Virginia Beach, Va.
44	O'Daniel, Dorian	LB	6-1	220	26	3	Clemson	D3b-18	Olney, Md.
57	Okafor, Alex	DE	6-4	261	29	8	Texas	UFA-19	Dallas, Texas
70	Osemele, Kelechi	G	6-5	330	31	9	Iowa State	FA-20	Houston, Texas
64	Pennel, Mike	DT	6-4	330	29	7	Colorado State-Pueblo	FA-19	Aurora, Colo.
13	Pringle, Byron	WR	6-1	203	26	3	Kansas State	CFA-18	Tampa, Fla.
62	Reiter, Austin	C	6-3	300	28	5	South Florida	W (CLE)-18	Bradenton, Fla.
75	Remmers, Mike	T	6-5	308	31	8	Oregon State	FA-20	Portland, Ore.
11	Robinson, Demarcus	WR	6-1	203	26	5	Florida	D4c-16	Fort Valley, Ga.
71	Schwartz, Mitchell	T	6-5	320	31	9	California	UFA-16	Pacific Palisades, Calif.
83	Seals-Jones, Ricky	TE	6-5	243	25	4	Texas A&M	FA-20	Sealy, Texas
42	Sherman, Anthony	FB	5-10	242	31	10	Connecticut	T (ARI)-13	North Attleborough, Mass.
38	Sneed, L'Jarius	CB	6-1	193	23	R	LA Tech	D4-20	Minden, La.
49	Sorensen, Daniel	S	6-2	208	30	7	BYU	CFA-14	Colton, Calif.
34	Thompson, Darwin	RB	5-8	200	23	2	Utah State	D6b-19	Tulsa, Okla.
24	Thompson, Tedric	S	6-0	204	25	4	Colorado	FA-20	Inglewood, Calif.
22	Thornhill, Juan	S	6-0	205	24	2	Virginia	D2b-19	Altavista, Va.
5	Townsend, Tommy	P	6-2	176	23	R	Florida	CFA-20	Orlando, Fla.
35	Ward, Charvarius	CB	6-1	198	24	3	Middle Tennessee State	T (DAL)-18	McCombs, Miss.
14	Watkins, Sammy	WR	6-1	211	27	7	Clemson	UFA-18	Fort Myers, Fla.
23	Watts, Armani	S	5-11	205	24	3	Texas A&M	D4-18	Forney, Texas
98	Wharton, Tershawn	DT	6-4	255	22	R	Missouri S&T	CFA-20	University City, Mo.
31	Williams, Darrel	RB	5-11	224	25	3	LSU	CFA-18	Marrero, La.
54	Wilson, Damien	LB	6-0	245	27	6	Minnesota	UFA-19	Gloster, Miss.
41	Winchester, James	LS	6-3	240	31	6	Oklahoma	FA-15	Washington, Okla.
77	Wylie, Andrew	G	6-6	309	26	3	Eastern Michigan	FA-17	Midland, Mich.
82	Yelder, Deon	TE	6-4	255	25	3	Western Kentucky	FA-18	Louisville, Ky.
<b>Practice Squad</b>									
40	Clemons, Rodney	DB	6-0	205	23	R	SMU	CFA-20	Katy, Texas
59	Cobb, Omari	LB	6-4	223	23	R	Marshall	CFA-20	Port St. Lucie, Fla.
12	Dieter, Gehrig	WR	6-3	207	27	2	Alabama	CFA-17	South Bend, Ind.
89	Ffrench, Maurice	WR	5-11	200	22	R	Pittsburgh	CFA-20	New Brunswick, N.J.
88	Fortson, Jody	WR	6-6	230	24	1	Valdosta State	CFA-19	Buffalo, N.Y.
47	Harris, Darius	LB	6-2	238	24	1	Middle Tennessee State	CFA-19	Horn Lake, Miss.
39	Hill, Lavert	DB	5-11	182	21	R	Michigan	CFA-20	Detroit, Mich.
96	Hoyett, Braxton	DT	6-2	302	24	1	Mississippi State	FA-19	Pelham, Ala.
65	Isidora, Danny	G	6-3	306	26	4	Miami	FA-20	Weston, Fla.
45	Lammons, Chris	CB	5-10	190	24	2	South Carolina	FA-19	Lauderhill, Fla.
81	Lipscomb, Kalija	WR	6-1	201	22	R	Vanderbilt	CFA-20	New Orleans, La.
8	Moore, Matt	QB	6-3	219	36	13	Oregon State	FA-19	Van Nuys, Calif.
9	Ta'amu, Jordan	QB	6-3	221	22	1	Mississippi	FA-20	Pearl City, Hawaii
90	Ward, Tim	DE	6-6	255	23	1	Old Dominion	CFA-19	High Point, N.C.
30	Washington, DeAndré	RB	5-8	210	27	5	Texas Tech	FA-20	Missouri City, Texas
61	Williams, Darryl	OL	6-3	310	23	R	Mississippi State	CFA-20	Bessemer, Ala.
<b>Reserve/Injured</b>									
30	Brown, Alex	DB	5-11	170	24	1	South Carolina State	FA-19	Holly Hill, S.C.
99	Saunders, Khalel	DT	6-0	324	24	2	Western Illinois	D3-19	St. Louis, Mo.
<b>Reserve/PUP</b>									
74	Rankin, Martinas	T	6-5	311	25	3	Mississippi State	T (HOU)-19	Mendenhall, Miss.
<b>Reserve/Suspended</b>									
21	Breeland, Bashaud	CB	5-11	195	28	7	Clemson	UFA-19	Allendale, S.C.
<b>Reserve/Voluntary Opt-Out</b>									
76	Duvernay-Tardif, Laurent	G	6-5	321	29	7	McGill	D6b-14	Montreal, Quebec
67	Niang, Lucas	OL	6-7	328	22	R	TCU	D3-20	New Canaan, Conn.
26	Williams, Damien	RB	5-11	224	28	7	Oklahoma	UFA-18	San Diego, Calif.

**HEAD COACH:** Andy Reid

**OFFENSE:** Eric Bieniemy (Offensive Coordinator); Joe Bleymaier (Pass Game Analyst/Asst. QBs); Porter Ellett (Offensive Quality Control); David Girardi (Offensive Quality Control); Andy Heck (Offensive Line); Mike Kafka (QB/Pass Game Coordinator); Greg Lewis (Wide Receivers); Corey Matthei (Asst. Offensive Line); Deland McCullough (Running Backs); Tom Melvin (Tight Ends).

**DEFENSE:** Steve Spagnuolo (Defensive Coordinator); Terry Bradden (Defensive Quality Control); Brendan Daly (Run Game Coordinator/Defensive Line); Connor Embree (Defensive Assistant); Matt House (Linebackers); Sam Madison (Defensive Backs/Cornerbacks); Dave Merritt (Defensive Backs); Britt Reid (Linebackers/Outside Linebackers); Alex Whittingham (Defensive Quality Control).

**SPECIALISTS:** Dave Toub (Assistant Head Coach/Special Teams Coordinator); Andy Hill (Asst. Special Teams).

**MISCELLANEOUS:** Barry Rubin (Head Strength & Conditioning); Greg Carbin (Asst. Strength & Conditioning); Travis Crittenden (Asst. Strength & Conditioning); Ryan Reynolds (Asst. Strength & Conditioning/Sport Science); Mike Frazier (Statistical Analysis Coordinator); Dan Williams (Senior Asst. to Head Coach).

# 2020 KANSAS CITY CHIEFS-BY-POSITION ROSTER

(As of September 29, 2020)

## QUARTERBACKS (2)

NO.	NAME	POS.	HT.	WT.	AGE	EXP.	COLLEGE	HOMETOWN	HOW ACQ.
4	Henne, Chad	QB	6-3	222	35	13	Michigan	West Lawn, Pa.	UFA-18
15	Mahomes, Patrick	QB	6-3	230	25	4	Texas Tech	Tyler, Texas	D1-17

## RUNNING BACKS (4)

NO.	NAME	POS.	HT.	WT.	AGE	EXP.	COLLEGE	HOMETOWN	HOW ACQ.
25	Edwards-Helaire, Clyde	RB	5-8	209	21	R	LSU	Baton Rouge, La.	D1-20
42	Sherman, Anthony	FB	5-10	242	31	10	Connecticut	North Attleborough, Mass.	T (ARI)-13
34	Thompson, Darwin	RB	5-8	200	23	2	Utah State	Tulsa, Okla.	D6b-19
31	Williams, Darrel	RB	5-11	224	25	3	LSU	Marrero, La.	CFA-18

## WIDE RECEIVERS (6)

NO.	NAME	POS.	HT.	WT.	AGE	EXP.	COLLEGE	HOMETOWN	HOW ACQ.
17	Hardman, Mecole	WR	5-10	187	22	2	Georgia	Bowman, Ga.	D2a-19
10	Hill, Tyreek	WR	5-10	185	26	5	West Alabama	Pearson, Ga.	D5b-16
19	Kemp, Marcus	WR	6-4	210	25	2	Hawaii	CFA-17	Layton, Utah
13	Pringle, Byron	WR	6-1	203	26	3	Kansas State	Tampa, Fla.	CFA-19
11	Robinson, Demarcus	WR	6-1	203	26	5	Florida	Fort Valley, Ga.	D4c-16
14	Watkins, Sammy	WR	6-1	211	27	7	Clemson	Fort Myers, Fla.	UFA-18

## TIGHT ENDS (4)

NO.	NAME	POS.	HT.	WT.	AGE	EXP.	COLLEGE	HOMETOWN	HOW ACQ.
48	Keizer, Nick	TE	6-4	251	25	1	Grand Valley State	Kalamazoo, Mich.	FA-19
87	Kelce, Travis	TE	6-5	260	28	8	Cincinnati	Cleveland Heights, Ohio	D3a-13
83	Seals-Jones, Ricky	TE	6-5	243	25	4	Texas A&M	Sealy, Texas	FA-20
82	Yelder, Deon	TE	6-4	255	25	3	Western Kentucky	Louisville, Ky.	FA-18

## OFFENSIVE LINE (9)

NO.	NAME	POS.	HT.	WT.	AGE	EXP.	COLLEGE	HOMETOWN	HOW ACQ.
73	Allegretti, Nick	G	6-4	320	24	2	Illinois	Frankfort, Ill.	D7-19
79	Durant, Yasir	OL	6-7	330	22	R	Missouri	Philadelphia, Pa.	CFA-20
72	Fisher, Eric	T	6-7	315	29	8	Central Michigan	Rochester, Mich.	D1-13
67	Kilgore, Daniel	C	6-3	291	32	10	Appalachian State	Kingsport, Tenn.	FA-20
70	Osemele, Kelechi	G	6-5	330	31	9	Iowa State	Houston, Texas	FA-20
62	Reiter, Austin	C	6-3	300	28	5	South Florida	Bradenton, Fla.	W (CLE)-18
75	Remmers, Mike	T	6-5	308	31	8	Oregon State	Portland, Ore.	FA-20
71	Schwartz, Mitchell	T	6-5	320	31	9	California	Pacific Palisades, Calif.	UFA-16
77	Wylie, Andrew	G	6-6	309	26	3	Eastern Michigan	Midland, Mich.	FA-17

## DEFENSIVE LINE (10)

NO.	NAME	POS.	HT.	WT.	AGE	EXP.	COLLEGE	HOMETOWN	HOW ACQ.
94	Charlton, Taco	DE	6-6	270	25	4	Michigan	Pickerington, Ohio	FA-20
55	Clark, Frank	DE	6-3	260	27	6	Michigan	Cleveland, Ohio	T (SEA)-19
51	Danna, Mike	DE	6-2	261	22	R	Michigan	Detroit, Mich.	D5-20
52	Harris, Demone	DE	6-4	272	24	2	Buffalo	Buffalo, N.Y.	FA-19
95	Jones, Chris	DT	6-6	310	26	5	Mississippi State	Houston, Miss.	D2-16
92	Kpassagnon, Tanoh	DE	6-7	289	26	4	Villanova	Kalamazoo, Mich.	D2-17
91	Nnadi, Derrick	DT	6-1	312	24	3	Florida State	Virginia Beach, Va.	D3-18
57	Okafor, Alex	DE	6-4	261	29	8	Texas	Dallas, Texas	UFA-19
64	Pennel, Mike	DT	6-4	330	29	7	Colorado State-Pueblo	Aurora, Colo.	FA-19
98	Wharton, Tershawn	DT	6-4	255	22	R	Missouri S&T	University City, Mo.	CFA-20

## LINEBACKERS (5)

NO.	NAME	POS.	HT.	WT.	AGE	EXP.	COLLEGE	HOMETOWN	HOW ACQ.
50	Gay, Willie	LB	6-1	243	22	R	Mississippi State	Starkville, Miss.	D2-20
53	Hitchens, Anthony	LB	6-0	235	28	7	Iowa	Lorain, Ohio	UFA-18
56	Niemann, Ben	LB	6-2	235	25	3	Iowa	Sycamore, Ill.	CFA-18
44	O'Daniel, Dorian	LB	6-1	220	26	3	Clemson	Olney, Md.	D3b-18
54	Wilson, Damien	LB	6-0	245	27	6	Minnesota	Gloster, Miss.	UFA-19

## DEFENSIVE BACKS (10)

NO.	NAME	POS.	HT.	WT.	AGE	EXP.	COLLEGE	HOMETOWN	HOW ACQ.
27	Fenton, Rashad	CB	5-11	188	23	2	South Carolina	Miami, Fla.	D6a-19
20	Hamilton, Antonio	CB	6-0	195	27	5	South Carolina State	Johnston, S.C.	FA-20
29	Keyes, BoPete	CB	6-1	200	22	R	Tulane	Laurel, Miss.	D7-20
32	Mathieu, Tyrann	S	5-9	190	28	8	LSU	New Orleans, La.	UFA-19
38	Sneed, L'Jarius	CB	6-1	193	23	R	LA Tech	Minden, La.	D4-20
49	Sorensen, Daniel	S	6-2	208	30	7	BYU	Colton, Calif.	CFA-14
24	Thompson, Tedric	S	6-0	204	25	4	Colorado	Inglewood, Calif.	FA-20
22	Thornhill, Juan	S	6-0	205	24	2	Virginia	Altavista, Va.	D2b-19
35	Ward, Charvarius	CB	6-1	198	24	3	Middle Tennessee State	McCombs, Miss.	T (DAL)-18
23	Watts, Armani	S	5-11	205	24	3	Texas A&M	Forney, Texas	D4-18

## SPECIALISTS (3)

NO.	NAME	POS.	HT.	WT.	AGE	EXP.	COLLEGE	HOMETOWN	HOW ACQ.
7	Butker, Harrison	K	6-4	205	25	4	Georgia Tech	Decatur, Ga.	FA-17
5	Townsend, Tommy	P	6-2	176	23	R	Florida	Orlando, Fla.	CFA-20
41	Winchester, James	LS	6-3	240	31	6	Oklahoma	Washington, Okla.	FA-15



# 2020 KANSAS CITY CHIEFS UNOFFICIAL DEPTH CHART

(As of September 29, 2020)

## OFFENSE

WR	10 Tyreek Hill	17 Mecole Hardman	19 Marcus Kemp	
LT	72 Eric Fisher	75 Mike Remmers		
LG	70 Kelechi Osemele	73 Nick Allegretti		
C	62 Austin Reiter	67 Daniel Kilgore		
RG	77 Andrew Wylie	<u>79 Yasir Durant</u>		
RT	71 Mitchell Schwartz	75 Mike Remmers		
TE	87 Travis Kelce	48 Nick Keizer	83 Ricky Seals-Jones	82 Deon Yelder
WR	14 Sammy Watkins	11 Demarcus Robinson	13 Byron Pringle	
QB	15 Patrick Mahomes	4 Chad Henne		
RB	<u>25 Clyde Edwards-Helaire</u>	31 Darrel Williams	34 Darwin Thompson	
FB	42 Anthony Sherman			

## DEFENSE

LDE	92 Tanoh Kpassagnon	57 Alex Okafor	51 <u>Mike Danna</u>	
LDT	95 Chris Jones	<u>98 Tershawn Wharton</u>		
RDT	91 Derrick Nnadi	64 Mike Pennel		
RDE	55 Frank Clark	94 Taco Charlton	52 Demone Harris	
LB	53 Anthony Hitchens	56 Ben Niemann	44 Dorian O'Daniel	
LB	54 Damien Wilson	<u>50 Willie Gay</u>		
LCB	35 Charvarius Ward	<u>29 BoPete Keyes</u>		
RCB	27 Rashad Fenton	<u>38 L'Jarius Sneed</u>		
CB	20 Antonio Hamilton	27 Rashad Fenton		
FS	49 Daniel Sorensen	22 Juan Thornhill	23 Armani Watts	
SS	32 Tyrann Mathieu	24 Tedric Thompson		

## SPECIALISTS

P	<u>5 Tommy Townsend</u>	
K	7 Harrison Butker	<u>5 Tommy Townsend</u>
H	<u>5 Tommy Townsend</u>	
LS	41 James Winchester	
PR	17 Mecole Hardman	10 Tyreek Hill
KR	17 Mecole Hardman	10 Tyreek Hill

Rookies Underlined

## PRONUNCIATION GUIDE

Nick Allegretti	al-uh-GRET-ee
Yasir Durant	YAH-seer
Clyde Edwards-Helaire	EE-lair
Mecole Hardman	MUH-cole
Tyreek Hill	tie-REEK
Travis Kelce	KEL-see
Tanoh Kpassagnon	TAWN-o pass-N-yo
Tyrann Mathieu	TY-run MATH-you
Ben Niemann	NEE-man
Derrick Nnadi	NAH-dee
Alex Okafor	OH-kuh-for
Kelechi Osemele	kah-LETCHEE oh-SEM-uh-lee
Mike Pennel	puh-NELL
Austin Reiter	RIGHT-er
Charvarius Ward	CHAR-Vair-EE-us
Andrew Wylie	WHY-lee

## HOW THE 2020 CHIEFS ROSTER WAS BUILT

(As of September 29, 2020)

YEAR	DRAFT	FREE AGENTS	TRADE/WAIVERS
2013	T Eric Fisher (1) TE Travis Kelce (3a)		FB Anthony Sherman (T/ARI)
2014		S Daniel Sorensen (CFA)	
2015		LS James Winchester (FA)	
2016	DT Chris Jones (2) WR Demarcus Robinson (4c) WR Tyreek Hill (5b)	T Mitchell Schwartz (UFA)	
2017	QB Patrick Mahomes (1) DE Tanoh Kpassagnon (2)	K Harrison Butker (FA) WR Marcus Kemp (CFA) G Andrew Wylie (FA)	
2018	DT Derrick Nnadi (3a) LB Dorian O'Daniel (3b) S Armani Watts (4)	QB Chad Henne (UFA) LB Anthony Hitchens (UFA) LB Ben Niemann (CFA) WR Byron Pringle (CFA) WR Sammy Watkins (UFA) RB Darrel Williams (CFA) TE Deon Yelder (FA)	CB Charvarius Ward (T/DAL) C Austin Reiter (W/CLE)
2019	WR Mecole Hardman (2a) S Juan Thornhill (2b) CB Rashad Fenton (6a) RB Darwin Thompson (6b) G Nick Allegretti (7)	DE Demone Harris (FA) TE Nick Keizer (FA) S Tyrann Mathieu (UFA) DE Alex Okafor (UFA) DT Mike Pennel (FA) LB Damien Wilson (UFA)	DE Frank Clark (T/SEA)
2020	RB Clyde Edwards-Helaire (1) LB Willie Gay (2) CB L'Jarius Sneed (4) DE Mike Danna (5) CB BoPete Keyes (7)	DE Taco Charlton (FA) OL Yasir Durant (CFA) CB Antonio Hamilton (FA) C Daniel Kilgore (FA) G Kelechi Osemele (FA) T Mike Remmers (FA) TE Ricky Seals-Jones (FA) S Tedric Thompson (FA) P Tommy Townsend (CFA) DT Tershawn Washington (CFA)	
<b><u>TOTAL ROSTER BREAKDOWN</u></b>		7 Unrestricted Free Agents 14 Free Agents 8 College Free Agents	1 Waiver Claim 3 Trades
20 Draft Choices			

## 2020 CHIEFS ROSTER BY EXPERIENCE

(As of September 29, 2020)

<b><u>13th Year (1)</u></b>	<b><u>6th Year (3)</u></b>	<b><u>3rd Year (10)</u></b>	<b><u>1st Year (1)</u></b>
QB Chad Henne	DE Frank Clark	WR Marcus Kemp	TE Nick Keizer
	LB Damien Wilson	LB Ben Niemann	
<b><u>10th Year (2)</u></b>	LS James Winchester	DT Derrick Nnadi	<b><u>Rookie (8)</u></b>
C Daniel Kilgore		LB Dorian O'Daniel	DE Mike Danna
FB Anthony Sherman	<b><u>5th Year (5)</u></b>	WR Byron Pringle	OL Yasir Durant
	CB Antonio Hamilton	CB Charvarius Ward	RB Clyde Edwards-Helaire
<b><u>9th Year (2)</u></b>	WR Tyreek Hill	S Armani Watts	LB Willie Gay
G Kelechi Osemele	DT Chris Jones	RB Darrel Williams	CB BoPete Keyes
T Mitchell Schwartz	OL Austin Reiter	G Andrew Wylie	CB L'Jarius Sneed
	WR Demarcus Robinson	TE Deon Yelder	P Tommy Townsend
<b><u>8th Year (5)</u></b>			DT Tershawn Wharton
T Eric Fisher	<b><u>4th Year (6)</u></b>	<b><u>2nd Year (6)</u></b>	
TE Travis Kelce	K Harrison Butker	G Nick Allegretti	
S Tyrann Mathieu	DE Taco Charlton	CB Rashad Fenton	
DE Alex Okafor	LB Tanoh Kpassagnon	WR Mecole Hardman	
T Mike Remmers	QB Patrick Mahomes	DE Demone Harris	
	TE Ricky Seals-Jones	RB Darwin Thompson	
<b><u>7th Year (4)</u></b>	S Tedric Thompson	S Juan Thornhill	
LB Anthony Hitchens			
DT Mike Pennel			
S Daniel Sorensen			
WR Sammy Watkins			

## 2020 CHIEFS ROSTER BY DRAFT ROUND

[Overall selection in brackets]

<b><u>1st Round (5)</u></b>
[1] T Eric Fisher (2013) [4] WR Sammy Watkins (2014-BUF) [10] QB Patrick Mahomes (2017) [28] DE Taco Charlton (2017-DAL) [32] RB Clyde Edwards-Helaire (2020)
<b><u>2nd Round (9)</u></b>
[37] T Mitchell Schwartz (2012-CLE) [37] DT Chris Jones (2016) [56] WR Mecole Hardman (2019) [57] QB Chad Henne (2008-MIA) [59] DE Tanoh Kpassagnon (2017) [60] Kelechi Osemele (2012-BAL) [63] DE Frank Clark (2015-SEA) [63] S Juan Thornhill (2019) [63] LB Willie Gay (2020)
<b><u>3rd Round (4)</u></b>
[63] TE Travis Kelce (2013) [69] S Tyrann Mathieu (2013-ARI) [75] DT Derrick Nnadi (2018) [100] LB Dorian O'Daniel (2018)
<b><u>4th Round (7)</u></b>
[103] DE Alex Okafor (2013-ARI) [111] S Tedric Thompson (2017-SEA) [119] LB Anthony Hitchens (2014-DAL) [124] S Armani Watts (2018) [126] WR Demarcus Robinson (2016) [127] LB Damien Wilson (2015-DAL) [138] CB L'Jarius Sneed (2020)
<b><u>5th Round (4)</u></b>
[136] FB Anthony Sherman (2011-ARI) [163] C Daniel Kilgore (2011-SF) [165] WR Tyreek Hill (2016) [177] DE Mike Danna (2020)
<b><u>6th Round (2)</u></b>
[201] CB Rashad Fenton (2019) [210] RB Darwin Thompson (2019)
<b><u>7th Round (4)</u></b>
[216] G Nick Allegretti (2019) [222] C Austin Reiter (2015-CLE) [233] K Harrison Butker (2017-CAR) [237] CB BoPete Keyes (2020)
<b><u>Undrafted (18)</u></b>
T Mike Remmers (2012-DEN), LS James Winchester (2013-PHI), DT Mike Pennel (2014-GB), S Daniel Sorensen (2014), CB Antonio Hamilton (2016-OAK), WR Marcus Kemp (2017), TE Ricky Seals-Jones (2017-ARI), G Andrew Wylie (2017-IND), DE Demone Harris, TE Nick Keizer (2018-BAL), LB Ben Niemann (2018), CB Charvarius Ward (2018-DAL), TE Deon Yelder (2018-NO), WR Byron Pringle (2018), (2018-TB), RB Darrel Williams (2018), OL Yasir Durant (2020), P Tommy Townsend (2020), DT Tershawn Wharton (2020)



# KANSAS CITY CHIEFS 2020 TRANSACTIONS

(as of 9/29/20)

Date	Player	Transaction
Jan. 8	LANIER, Anthony, DE	Reserve/Future signing
Jan. 9	MACK, Alize, TE	Reserve/Future signing
Jan. 9	MARSHALL, Marcus, RB	Reserve/Future signing
Feb. 4	FORTSON, Jody, WR	Signed
Feb. 4	HOYETT, Braxton, DT	Signed
Feb. 4	KEIZER, Nick, TE	Signed
Feb. 4	LAMMONS, Chris, DB	Signed
Feb. 4	LAWRENCE, Devaroe, DT	Signed
Feb. 4	MCGUIRE, Elijah, RB	Signed
Feb. 4	SHURMUR, Kyle, QB	Signed
Feb. 4	SMITH, Emmanuel, LB	Signed
Feb. 4	WEBER, Mike, RB	Signed
Mar. 16	JONES, Chris, DT	Designated the franchise tag
Mar. 19	HENNE, Chad, QB	Signed
April 2	HAMILTON, Antonio, CB	Signed
April 2	REMMERS, Mike, OL	Signed
April 2	TA'AMU, Jordan, QB	Signed
April 6	PENNEL, Mike, DT	Signed
April 6	SHERMAN, Anthony, FB	Signed
April 8	ROBINSON, Demarcus, WR	Signed
April 9	SEALS-JONES, Ricky, TE	Signed
April 13	NEWSOME, Tyler, P	Signed
April 14	BREELAND, Bashaud, CB	Signed
April 15	WASHINGTON, DeAndré, RB	Signed
April 23	EDWARDS-HELAIRE, Clyde, RB	Drafted in 1 <sup>st</sup> Round
April 24	GAY, Willie, LB	Drafted in 2 <sup>nd</sup> Round
April 24	NIANG, Lucas, OL	Drafted in 3 <sup>rd</sup> Round
April 25	SNEED, L'Jarius, CB	Drafted in 4 <sup>th</sup> Round
April 25	DANNA, Mike, DE	Drafted in 5 <sup>th</sup> Round
April 25	KEYES, BoPete, CB	Drafted in 7 <sup>th</sup> Round
April 28	LANIER, Anthony, DE	Released
April 28	MARSHALL, Marcus, RB	Released
April 28	SHURMUR, Kyle, QB	Released
April 28	COLQUITT, Dustin, P	Released
April 30	BACCELLIA, Andre, WR	Signed
April 30	BAILEY, Hakeem, DB	Signed
April 30	CLEMONS, Rodney, DB	Signed
April 30	COBB, Omari, LB	Signed
April 30	DAVIS, Javaris, DB	Signed
April 30	DURANT, Yasir, OL	Signed
April 30	FAIR, Jovahn, OL	Signed
April 30	FFRENCH, Maurice, WR	Signed
April 30	HIFO, Aleva, WR	Signed
April 30	HILL, Lavert, DB	Signed
April 30	JULIUS, Jalen, DB	Signed
April 30	LIPSCOMB, Kalija, WR	Signed
April 30	SHELTON-MOSLEY, Justice, WR	Signed
April 30	TOWNSEND, Tommy, P	Signed
April 30	WHARTON, Tereshawn, DE	Signed
April 30	WHITE, Cody, WR	Signed
April 30	WILLIAMS, Darryl, OL	Signed
April 30	WRIGHT, Bryan, LB	Signed
May 3	MACK, Alize, TE	Released
May 3	WEBER, Mike, RB	Released
May 6	CHARLTON, Taco, DE	Signed
May 6	PATTERSON, Shea, QB	Signed
June 5	DAVIS, Felton, WR	Released
July 6	MAHOMES, Patrick, QB	Re-signed
June 9	SOROH, Andrew, S	Signed
July 10	MOORE, Matt, QB	Signed
July 10	PATTERSON, Shea	Released
July 15	JONES, Chris, DT	Re-signed
July 26	EDWARDS-HELAIRE, Clyde, RB	Signed
July 26	GAY, Willie, LB	Signed
July 26	NIANG, Lucas, OL	Signed
July 26	SNEED, L'Jarius, CB	Signed
July 26	DANNA, Mike, DE	Signed
July 26	KEYES, BoPete, CB	Signed
July 26	DAVIS, Javaris, DB	Released
July 26	WHITE, Cody, WR	Released
July 26	HIFO, Aleva, WR	Placed on Reserve/COVID-19
July 29	FAIR, Jovahn, G	Released
July 29	HOYETT, Braxton, DT	Released
July 29	JULIUS, Jalen, DB	Released
July 29	LOVETT, John, FB	Released
July 29	NEWSOME, Tyler, P	Released
July 29	WRIGHT, Bryan, LB	Released
July 29	DUVERNAY-TARDIF, Laurent, G	Elected to Opt Out
July 29	WILLIAMS, Damien, RB	Elected to Opt Out
July 29	OSEMELE, Kelechi, G	Signed
July 30	SOROH, Andrew, S	Released
July 30	THOMPSON, Tedric, S	Signed
July 31	HIFO, Aleva, WR	Released
Aug 7	NIANG, Lucas, OL	Elected to Opt Out
Aug 7	HOYETT, Braxton, DT	Signed
Aug 16	BROWN, Alex, CB	Placed on Reserve/Injured
Aug 16	HIFO, Aleva, WR	Signed
Aug 16	HELM, Daniel, TE	Signed
Aug 19	BACCELLIA, Andre, WR	Released
Aug 19	HIFO, Aleva, WR	Released
Aug 22	BAILEY, Hakeem, CB	Released
Aug 22	COLBERT, Adrian, S	Signed
Aug 27	SMITH, Emmanuel, LB	Released
Aug 27	KILGORE, Daniel, C	Signed
Sept. 5	BARTON, Jackson, T	Released
Sept. 5	CLEMONS, Rodney, DB	Released
Sept. 5	COBB, Omari, LB	Released
Sept. 5	COLBERT, Adrian, S	Released
Sept. 5	DIETER, Gehrig, WR	Released
Sept. 5	FFRENCH, Maurice, WR	Released
Sept. 5	FORTSON, Jody, WR	Released
Sept. 5	HARRIS, Darius, LB	Released
Sept. 5	HELM, Daniel, TE	Released
Sept. 5	HILL, Lavert, DB	Released
Sept. 5	HOYETT, Braxton, DT	Released
Sept. 5	HUNTER, Ryan, G	Released
Sept. 5	LAMMONS, Chris, CB	Released
Sept. 5	LAWRENCE, Devaroe, DT	Released
Sept. 5	LIPSCOMB, Kalija, WR	Released
Sept. 5	MCGUIRE, Elijah, RB	Released
Sept. 5	MOORE, Matt, QB	Released
Sept. 5	SENAT, Greg, T	Released
Sept. 5	SHELTON-MOSLEY, Justice, WR	Released
Sept. 5	SPEAKS, Breeland, DE	Released
Sept. 5	TA'AMU, Jordan, QB	Released
Sept. 5	WARD, Tim, DE	Released
Sept. 5	WASHINGTON, DeAndré, RB	Released
Sept. 5	WILLIAMS, Darryl, OL	Released
Sept. 5	RANKIN, Martinas, T	Placed on Reserve/PUP
Sept. 5	BREELAND, Bashaud, CB	Placed on Reserve/Suspension
Sept. 5	PENNEL, Mike, DT	Placed on Reserve/Suspension
Sept. 6	CLEMONS, Rodney, DB	Signed to Practice Squad
Sept. 6	COBB, Omari, LB	Signed to Practice Squad
Sept. 6	DIETER, Gehrig, WR	Signed to Practice Squad
Sept. 6	FFRENCH, Maurice, WR	Signed to Practice Squad
Sept. 6	FORTSON, Jody, WR	Signed to Practice Squad
Sept. 6	HARRIS, Darius, LB	Signed to Practice Squad
Sept. 6	HILL, Lavert, DB	Signed to Practice Squad
Sept. 6	HOYETT, Braxton, DT	Signed to Practice Squad
Sept. 6	LAMMONS, Chris, CB	Signed to Practice Squad
Sept. 6	LIPSCOMB, Kalija, WR	Signed to Practice Squad
Sept. 6	MOORE, Matt, QB	Signed to Practice Squad
Sept. 6	TA'AMU, Jordan, QB	Signed to Practice Squad
Sept. 6	WARD, Tim, DE	Signed to Practice Squad
Sept. 6	WASHINGTON, DeAndré, RB	Signed to Practice Squad
Sept. 6	WILLIAMS, Darryl, OL	Signed to Practice Squad
Sept. 8	ISIDORA, Danny, G	Signed to Practice Squad
Sept. 19	SAUNDERS, Khalel, DT	Placed on Reserve/Injured
Sept. 19	HOYETT, Braxton, DT	Activated from the PS via Standard Elev.
Sept. 21	PENNEL, Mike, DT	Suspension Lifted

SUPER BOWL LIV

# CHAMPIONS



**ADDITIONAL STATISTICS**

100

100

100



100

100

100

# INDIVIDUAL SINGLE-GAME HIGHS

## 2020 REGULAR SEASON CHIEFS INDIVIDUAL SINGLE-GAME HIGHS

<b>Touchdowns</b>	1	Eric Fisher	at Ravens	09/28
		Mecole Hardman	at Ravens	09/28
		Tyreek Hill	at Ravens	09/28
		Patrick Mahomes	at Ravens	09/28
		Anthony Sherman	at Ravens	09/28
		Tyreek Hill	at Chargers	09/20
		Travis Kelce	at Chargers	09/20
		Clyde Edwards-Helaire	vs. Texans	09/10
		Tyreek Hill	vs. Texans	09/10
		Travis Kelce	vs. Texans	09/10
		Sammy Watkins	vs. Texans	09/10
<b>Passes Attempted</b>	47	Patrick Mahomes	at Chargers	09/20
<b>Passes Completed</b>	31	Patrick Mahomes	at Ravens	09/28
<b>Completion Percentage</b>	75.0	Patrick Mahomes	vs. Texans	09/10
<b>Passing Yards</b>	385	Patrick Mahomes	at Ravens	09/28
<b>Yards Per Attempt</b>	9.2	Patrick Mahomes	at Ravens	09/28
<b>Touchdown Passes</b>	4	Patrick Mahomes	at Ravens	09/28
<b>Pass Receptions</b>	9	Travis Kelce	at Chargers	09/20
<b>Receiving Yards</b>	99	Tyreek Hill	at Chargers	09/20
<b>Touchdown Receptions</b>	1	Eric Fisher	at Ravens	09/28
		Mecole Hardman	at Ravens	09/28
		Tyreek Hill	at Ravens	09/28
		Anthony Sherman	at Ravens	09/28
		Tyreek Hill	at Chargers	09/20
		Travis Kelce	at Chargers	09/20
		Tyreek Hill	vs. Texans	09/10
		Travis Kelce	vs. Texans	09/10
		Sammy Watkins	vs. Texans	09/10
<b>Rushing Yards</b>	138	Clyde Edwards-Helaire	vs. Texans	09/10
<b>Rushing Attempts</b>	25	Clyde Edwards-Helaire	vs. Texans	09/10
<b>Rushing Average</b>	5.5	Clyde Edwards-Helaire	vs. Texans	09/10
<b>Rushing Touchdowns</b>	1	Patrick Mahomes	at Ravens	09/28
		Clyde Edwards-Helaire	vs. Texans	09/10
<b>Yards From Scrimmage</b>	138	Clyde Edwards-Helaire	vs. Texans	09/10
<b>Combined Net Yards</b>	138	Clyde Edwards-Helaire	vs. Texans	09/10
<b>Interceptions Made</b>	1	L'Jarius Sneed	at Chargers	09/20
		L'Jarius Sneed	vs. Texans	09/10
<b>INT Return Yards</b>	39	L'Jarius Sneed	vs. Texans	09/10
<b>Tackles</b>	12	Damien Wilson	at Chargers	09/20
<b>Sacks</b>	2.0	Chris Jones	at Ravens	09/28
<b>Punts</b>	5	Tommy Townsend	at Chargers	09/20
<b>Punts Inside the 20</b>	2	Tommy Townsend	at Chargers	09/20
<b>Punting Average</b>	58.0	Tommy Townsend	at Ravens	09/28
<b>Punt Returns</b>	1	Mecole Hardman	at Ravens	09/28
		Mecole Hardman	at Chargers	09/20
<b>Punt Return Yards</b>	16	Mecole Hardman	at Chargers	09/20
<b>Kickoff Returns</b>	1	Mecole Hardman	at Ravens	09/28
		Mecole Hardman	at Chargers	09/20
		Mecole Hardman	vs. Texans	09/10
		Armani Watts	vs. Texans	09/10
<b>Kickoff Return Yards</b>	31	Mecole Hardman	at Chargers	09/20
<b>Field Goals Attempted</b>	3	Harrison Butker	at Chargers	09/20
<b>Field Goals Made</b>	3	Harrison Butker	at Chargers	09/20

## 2020 REGULAR SEASON KANSAS CITY CHIEFS LONGEST PLAYS

<b>Run From Scrimmage</b>	27	Clyde Edwards-Helaire	vs. Texans	09/10
<b>Touchdown Run</b>	27	Clyde Edwards-Helaire	vs. Texans	09/10

# INDIVIDUAL SINGLE-GAME HIGHS

<b>Passing Long</b>	54	Patrick Mahomes	at Chargers 09/20
<b>Touchdown Pass Long</b>	54	Patrick Mahomes	at Chargers 09/20
<b>Pass Reception</b>	54	Tyreek Hill	at Chargers 09/20
<b>Touchdown Reception</b>	54	Tyreek Hill	at Chargers 09/20
<b>Interception Return</b>	39	L'Jarius Sneed	vs. Texans 09/10
<b>Punt Return</b>	16	Mecole Hardman	at Chargers 09/20
<b>Kickoff Return</b>	31	Mecole Hardman	at Chargers 09/20
<b>Punt</b>	58	Tommy Townsend	at Ravens 09/28
<b>Field Goal</b>	58 (2)	Harrison Butker	at Chargers 09/20
<b>Field Goal Attempt</b>	58 (2)	Harrison Butker	at Chargers 09/20



# OPPONENTS INDIVIDUAL SINGLE-GAME HIGHS

## 2020 REGULAR SEASON OPPONENTS INDIVIDUAL SINGLE-GAME HIGHS

<b>Touchdowns</b>	1	Nick Boyle	at Ravens	09/28
		Jalen Guyton	at Chargers	09/20
		Justin Herbert	at Chargers	09/20
		Jordan Akins	vs. Texans	09/10
		David Johnson	vs. Texans	09/10
		Deshaun Watson	vs. Texans	09/10
<b>Passes Attempted</b>	33	Justin Herbert	at Chargers	09/20
<b>Passes Completed</b>	22	Justin Herbert	at Chargers	09/20
<b>Completion Percentage</b>	66.6	Justin Herbert	at Chargers	09/20
<b>Passing Yards</b>	311	Justin Herbert	at Chargers	09/20
<b>Yards Per Attempt</b>	9.4	Justin Herbert	at Chargers	09/20
<b>Touchdown Passes</b>	1	Lamar Jackson	at Ravens	09/28
		Justin Herbert	at Chargers	09/20
		Deshaun Watson	vs. Texans	09/10
<b>Pass Receptions</b>	8	Will Fuller V	vs. Texans	09/10
<b>Receiving Yards</b>	112	Will Fuller V	vs. Texans	09/10
<b>Touchdown Receptions</b>	1	Nick Boyle	at Ravens	09/28
		Jalen Guyton	at Chargers	09/20
		Jordan Akins	vs. Texans	09/10
<b>Rushing Yards</b>	93	Austin Ekeler	at Chargers	09/20
<b>Rushing Attempts</b>	23	Joshua Kelley	at Chargers	09/20
<b>Rushing Average</b>	9.2	Lamar Jackson	at Ravens	09/28
<b>Rushing Touchdowns</b>	1	Justin Herbert	at Chargers	09/20
		David Johnson	vs. Texans	09/10
		Deshaun Watson	vs. Texans	09/10
<b>Yards From Scrimmage</b>	148	Austin Ekeler	at Chargers	09/20
<b>Combined Net Yards</b>	148	Austin Ekeler	at Chargers	09/20
<b>Interceptions Thrown</b>	1	Justin Herbert	at Chargers	09/20
		Deshaun Watson	vs. Texans	09/10
<b>Tackles</b>	10	Chuck Clark	at Ravens	09/28
		Kenneth Murray	at Chargers	09/20
<b>Sacks</b>	1.0	Joey Bosa	at Chargers	09/20
		Jacob Martin	vs. Texans	09/10
<b>Punts</b>	3	Sam Koch	at Ravens	09/28
		Ty Long	at Chargers	09/20
		Bryan Anger	vs. Texans	09/10
<b>Punts Inside the 20</b>	2	Bryan Anger	vs. Texans	09/10
<b>Punting Average</b>	49.0	Sam Koch	at Ravens	09/28
<b>Punt Returns</b>	1	James Proche II	at Ravens	09/28
		Desmond King II	at Chargers	09/20
		DeAndre Carter	vs. Texans	09/10
<b>Punt Return Yards</b>	19	DeAndre Carter	vs. Texans	09/10
<b>Kickoff Returns</b>	4	Joe Reed	at Chargers	09/20
<b>Kickoff Return Yards</b>	119	Devin Duvernay	at Ravens	09/28
<b>Field Goals Attempted</b>	2	Justin Tucker	at Ravens	09/28
		Michael Badgley	at Chargers	09/20
<b>Field Goals Made</b>	2	Justin Tucker	at Ravens	09/28
		Michael Badgley	at Chargers	09/20

## 2020 REGULAR SEASON OPPONENTS LONGEST PLAYS

<b>Run From Scrimmage</b>	30	Lamar Jackson	at Ravens	09/28
<b>Touchdown Run</b>	19	David Johnson	vs. Texans	09/10
<b>Passing Long</b>	35	Justin Herbert	at Chargers	09/20
<b>Touchdown Pass Long</b>	19	Deshaun Watson	vs. Texans	09/10
<b>Pass Reception</b>	35	Joshua Kelley	at Chargers	09/20
<b>Touchdown Reception</b>	19	Jordan Akins	vs. Texans	09/10
<b>Punt Return</b>	19	DeAndre Carter	vs. Texans	09/10

## OPPONENTS INDIVIDUAL SINGLE-GAME HIGHS

<b>Kickoff Return</b>	93	Devin Duvernay	at Ravens	09/28
<b>Punt</b>	61	Ty Long	at Chargers	09/20
<b>Field Goal</b>	42	Justin Tucker	at Ravens	09/28
<b>Field Goal Attempt</b>	51	Ka'imi Fairbairn	vs. Texans	09/10

# BIG YARDAGE GAMES

## 2020 REGULAR SEASON BIG YARDAGE GAMES

### 100-YARD RUSHERS

DATE	OPPONENT	PLAYER	ATT.	YDS.	AVG.	LG	TD
9/10	vs. Texans	Clyde Edwards-Helaire	25	138	5.5	27T	1

### 300-YARD PASSERS

DATE	OPPONENT	PLAYER	ATT.	YDS.	COMP.	LG	TD
9/20	at Chargers	Patrick Mahomes	47	302	27	54T	2
9/28	at Ravens	Patrick Mahomes	42	385	31	49T	4

## 2020 OPPONENTS BIG YARDAGE GAMES

### 100-YARD PASS RECEIVERS

DATE	OPPONENT	PLAYER	ATT.	YDS.	AVG.	LG	TD
9/10	vs. Texans	Will Fuller V	8	112	14.0	31	0

### 300-YARD PASSERS

DATE	OPPONENT	PLAYER	ATT.	YDS.	COMP.	LG	TD
9/20	at Chargers	Justin Herbert	33	311	22	35	1



# 100.0+ PASSER RATING

## 2020 REGULAR SEASON 100.0+ PASSER RATING

### CHIEFS

#### PASSING GAMES

DATE	OPPONENT	PLAYER	ATT.	CMP.	YDS.	CMP.%	YDS/ATT.	YDS/CMP.	TD	TD%	INT	INT%	LONG	SACK/LOST	RATING
9/10	vs. Texans	Patrick Mahomes	32	24	211	75.00%	6.59	8.79	3	9.38%	0	0.00%	19	1/8	123.30
9/28	at Ravens	Patrick Mahomes	42	31	385	73.81%	9.17	12.42	4	9.52%	0	0.00%	49t	0/0	133.50

## 2020 OPPONENTS 100.0+ PASSER RATING

#### PASSING GAMES

\* No Results \*

\*Need minimum of 20 attempts to qualify

# WEEK-BY-WEEK RANKINGS

2020 REGULAR SEASON									
		OFFENSE				DEFENSE			
DATE	OPPONENT	TOTAL	RUSH	PASS	*POINTS SCORED	TOTAL	RUSH	PASS	*POINTS SCORED
09/10	Houston	15	3	24	T-4	14	15	18	T-11
09/20	at L.A. Chargers	13	8	18	T-8	27	27	24	9
09/28	at Baltimore	5	9	4	T-4	11	27	4	6

\*Points per game

# INDIVIDUAL GXG STATS: PASSING

## 2020 REGULAR SEASON INDIVIDUAL GAME-BY-GAME STATS

PASSING:		PATRICK MAHOMES												
DATE	OPP.	ATT	CMP	YDS	CMP%	Y/A	Y/C	TD	TD%	INT	INT%	LG	SK/YD	RATE
09/10	Houston	32	24	211	75.0%	6.6	8.8	3	9.4%	0	0.0%	19	1/8	123.3
09/20	at L.A. Chargers	47	27	302	57.4%	6.4	11.2	2	4.3%	0	0.0%	54t	1/13	90.9
09/28	at Baltimore	42	31	385	73.8%	9.2	12.4	4	9.5%	0	0.0%	49t	0/0	133.5
10/04	New England													
10/11	Las Vegas													
10/15	at Buffalo													
10/25	at Denver													
11/01	N.Y. Jets													
11/08	Carolina													
11/22	at Las Vegas													
11/29	at Tampa Bay													
12/06	Denver													
12/13	at Miami													
12/20	at New Orleans													
12/27	Atlanta													
01/03	L.A. Chargers													
TOTALS		121	82	898	67.8%	7.4	11.0	9	7.4%	0	0.0%	54t	2/21	114.3

PASSING:		CHAD HENNE												
DATE	OPP.	ATT	CMP	YDS	CMP%	Y/A	Y/C	TD	TD%	INT	INT%	LG	SK/YD	RATE
09/10	Houston							DID NOT PLAY						
09/20	at L.A. Chargers							DID NOT PLAY						
09/28	at Baltimore							DID NOT PLAY						
10/04	New England													
10/11	Las Vegas													
10/15	at Buffalo													
10/25	at Denver													
11/01	N.Y. Jets													
11/08	Carolina													
11/22	at Las Vegas													
11/29	at Tampa Bay													
12/06	Denver													
12/13	at Miami													
12/20	at New Orleans													
12/27	Atlanta													
01/03	L.A. Chargers													
TOTALS		0	0	0	0.0%	0.0	0.0	0	0.0%	0	0.0%	--	0/0	0.0

PASSING:		MATT MOORE												
DATE	OPP.	ATT	CMP	YDS	CMP%	Y/A	Y/C	TD	TD%	INT	INT%	LG	SK/YD	RATE
09/10	Houston							PRACTICE SQUAD						
09/20	at L.A. Chargers							PRACTICE SQUAD						
09/28	at Baltimore							PRACTICE SQUAD						
10/04	New England													
10/11	Las Vegas													
10/15	at Buffalo													
10/25	at Denver													
11/01	N.Y. Jets													
11/08	Carolina													
11/22	at Las Vegas													
11/29	at Tampa Bay													
12/06	Denver													
12/13	at Miami													
12/20	at New Orleans													
12/27	Atlanta													
01/03	L.A. Chargers													
TOTALS		0	0	0	0.0%	0.0	0.0	0	0.0%	0	0.0%	--	0/0	0.0



# INDIVIDUAL GXG STATS: PASSING

PASSING:		JORDAN TA'AMU												
DATE	OPP.	ATT	CMP	YDS	CMP%	Y/A	Y/C	TD	TD%	INT	INT%	LG	SK/YD	RATE
09/10	Houston													
09/20	at L.A. Chargers													
09/28	at Baltimore													
10/04	New England													
10/11	Las Vegas													
10/15	at Buffalo													
10/25	at Denver													
11/01	N.Y. Jets													
11/08	Carolina													
11/22	at Las Vegas													
11/29	at Tampa Bay													
12/06	Denver													
12/13	at Miami													
12/20	at New Orleans													
12/27	Atlanta													
01/03	L.A. Chargers													
TOTALS		0	0	0	0.0%	0.0	0.0	0	0.0%	0	0.0%	--	0/0	0.0

# INDIVIDUAL GXG STATS: RUSHING

## 2020 REGULAR SEASON INDIVIDUAL GAME-BY-GAME STATS

RUSHING:		CLYDE EDWARDS-HELAIRE					MECOLE HARDMAN					TYREEK HILL				
DATE	OPP.	NO.	YDS	AVG	LG	TD	NO.	YDS	AVG	LG	TD	NO.	YDS	AVG	LG	TD
09/10	Houston	25	138	5.5	27t	1	0	0	0.0	--	0	0	0	0.0	--	0
09/20	at L.A. Chargers	10	38	3.8	17	0	1	3	3.0	3	0	1	9	9.0	9	0
09/28	at Baltimore	20	64	3.2	16	0	0	0	0.0	--	0	2	25	12.5	22	0
10/04	New England															
10/11	Las Vegas															
10/15	at Buffalo															
10/25	at Denver															
11/01	N.Y. Jets															
11/08	Carolina															
11/22	at Las Vegas															
11/29	at Tampa Bay															
12/06	Denver															
12/13	at Miami															
12/20	at New Orleans															
12/27	Atlanta															
01/03	L.A. Chargers															
TOTALS		55	240	4.4	27t	1	1	3	3.0	3	0	3	34	11.3	22	0

RUSHING:		PATRICK MAHOMES					ANTHONY SHERMAN					DARWIN THOMPSON				
DATE	OPP.	NO.	YDS	AVG	LG	TD	NO.	YDS	AVG	LG	TD	NO.	YDS	AVG	LG	TD
09/10	Houston	0	0	0.0	--	0	1	2	2.0	2	0	0	0	0.0	--	0
09/20	at L.A. Chargers	6	54	9.0	21	0	0	0	0.0	--	0	4	21	5.3	14	0
09/28	at Baltimore	4	26	6.5	12	1	1	0	0.0	--	0	2	11	5.5	10	0
10/04	New England															
10/11	Las Vegas															
10/15	at Buffalo															
10/25	at Denver															
11/01	N.Y. Jets															
11/08	Carolina															
11/22	at Las Vegas															
11/29	at Tampa Bay															
12/06	Denver															
12/13	at Miami															
12/20	at New Orleans															
12/27	Atlanta															
01/03	L.A. Chargers															
TOTALS		10	80	8.0	21	1	2	2	1.0	2	0	6	32	5.3	14	0

RUSHING:		SAMMY WATKINS					DARREL WILLIAMS				
DATE	OPP.	NO.	YDS	AVG	LG	TD	NO.	YDS	AVG	LG	TD
09/10	Houston	1	3	3.0	3	0	7	23	3.3	7	0
09/20	at L.A. Chargers	0	0	0.0	--	0	0	0	0.0	--	0
09/28	at Baltimore	0	0	0.0	--	0	2	6	3.0	6	0
10/04	New England										
10/11	Las Vegas										
10/15	at Buffalo										
10/25	at Denver										
11/01	N.Y. Jets										
11/08	Carolina										
11/22	at Las Vegas										
11/29	at Tampa Bay										
12/06	Denver										
12/13	at Miami										
12/20	at New Orleans										
12/27	Atlanta										
01/03	L.A. Chargers										
TOTALS		1	3	3.0	3	0	9	29	3.2	7	0

# INDIVIDUAL GXG STATS: RECEIVING

## 2020 REGULAR SEASON INDIVIDUAL GAME-BY-GAME STATS

RECEIVING:	CLYDE EDWARDS-HELAIRE					ERIC FISHER					MECOLE HARDMAN				
DATE OPP.	NO.	YDS	AVG	LG	TD	NO.	YDS	AVG	LG	TD	NO.	YDS	AVG	LG	TD
09/10 Houston	0	0	0.0	--	0	0	0	0.0	--	0	1	6	6.0	6	0
09/20 at L.A. Chargers	6	32	5.3	10	0	0	0	0.0	--	0	2	30	15.0	22	0
09/28 at Baltimore	5	70	14.0	24	0	1	2	2.0	2t	1	4	81	20.3	49t	1
10/04 New England															
10/11 Las Vegas															
10/15 at Buffalo															
10/25 at Denver															
11/01 N.Y. Jets															
11/08 Carolina															
11/22 at Las Vegas															
11/29 at Tampa Bay															
12/06 Denver															
12/13 at Miami															
12/20 at New Orleans															
12/27 Atlanta															
01/03 L.A. Chargers															
<b>TOTALS</b>	<b>11</b>	<b>102</b>	<b>9.3</b>	<b>24</b>	<b>0</b>	<b>1</b>	<b>2</b>	<b>2.0</b>	<b>2t</b>	<b>1</b>	<b>7</b>	<b>117</b>	<b>16.7</b>	<b>49t</b>	<b>1</b>

RECEIVING:	TYREEK HILL					TRAVIS KELCE					DEMARCUS ROBINSON				
DATE OPP.	NO.	YDS	AVG	LG	TD	NO.	YDS	AVG	LG	TD	NO.	YDS	AVG	LG	TD
09/10 Houston	5	46	9.2	15	1	6	50	8.3	15	1	3	20	6.7	9	0
09/20 at L.A. Chargers	5	99	19.8	54t	1	9	90	10.0	20	1	3	28	9.3	14	0
09/28 at Baltimore	5	77	15.4	33	1	6	87	14.5	29	0	0	0	0.0	--	0
10/04 New England															
10/11 Las Vegas															
10/15 at Buffalo															
10/25 at Denver															
11/01 N.Y. Jets															
11/08 Carolina															
11/22 at Las Vegas															
11/29 at Tampa Bay															
12/06 Denver															
12/13 at Miami															
12/20 at New Orleans															
12/27 Atlanta															
01/03 L.A. Chargers															
<b>TOTALS</b>	<b>15</b>	<b>222</b>	<b>14.8</b>	<b>54t</b>	<b>3</b>	<b>21</b>	<b>227</b>	<b>10.8</b>	<b>29</b>	<b>2</b>	<b>6</b>	<b>48</b>	<b>8.0</b>	<b>14</b>	<b>0</b>

RECEIVING:	ANTHONY SHERMAN					SAMMY WATKINS					DARREL WILLIAMS				
DATE OPP.	NO.	YDS	AVG	LG	TD	NO.	YDS	AVG	LG	TD	NO.	YDS	AVG	LG	TD
09/10 Houston	0	0	0.0	--	0	7	82	11.7	19	1	2	7	3.5	6	0
09/20 at L.A. Chargers	0	0	0.0	--	0	1	11	11.0	11	0	1	12	12.0	12	0
09/28 at Baltimore	1	5	5.0	5t	1	7	62	8.9	15	0	2	1	0.5	5	0
10/04 New England															
10/11 Las Vegas															
10/15 at Buffalo															
10/25 at Denver															
11/01 N.Y. Jets															
11/08 Carolina															
11/22 at Las Vegas															
11/29 at Tampa Bay															
12/06 Denver															
12/13 at Miami															
12/20 at New Orleans															
12/27 Atlanta															
01/03 L.A. Chargers															
<b>TOTALS</b>	<b>1</b>	<b>5</b>	<b>5.0</b>	<b>5t</b>	<b>1</b>	<b>15</b>	<b>155</b>	<b>10.3</b>	<b>19</b>	<b>1</b>	<b>5</b>	<b>20</b>	<b>4.0</b>	<b>12</b>	<b>0</b>

# INDIVIDUAL GXG STATS: PUNTING

## 2020 REGULAR SEASON INDIVIDUAL GAME-BY-GAME STATS

PUNTING:		TOMMY TOWNSEND							
DATE	OPP.	NO.	YDS	AVG	TB	IN 20	LG	NET	BLK
09/10	Houston	3	136	45.3	1	1	54	32.3	0
09/20	at L.A. Chargers	5	221	44.2	1	2	55	39.6	0
09/28	at Baltimore	1	58	58.0	0	0	58	42.0	0
10/04	New England								
10/11	Las Vegas								
10/15	at Buffalo								
10/25	at Denver								
11/01	N.Y. Jets								
11/08	Carolina								
11/22	at Las Vegas								
11/29	at Tampa Bay								
12/06	Denver								
12/13	at Miami								
12/20	at New Orleans								
12/27	Atlanta								
01/03	L.A. Chargers								
TOTALS		9	415	46.1	2	3	58	37.4	0



# INDIVIDUAL GXG STATS: FIELD GOALS

## 2020 REGULAR SEASON INDIVIDUAL GAME-BY-GAME STATS

FIELD GOALS:		HARRISON BUTKER									
DATE	OPP.	0-19	20-29	30-39	40-49	50+	TOTAL	FGM	FGA	PCT	LG
09/10	Houston	1/1	1/1	0/0	0/0	0/0	2/2	2	2	100.0%	29
09/20	at L.A. Chargers	0/0	0/0	1/1	0/0	2/2	3/3	3	3	100.0%	58
09/28	at Baltimore	0/0	0/0	0/0	0/1	0/0	0/1	0	1	0.0%	0
10/04	New England										
10/11	Las Vegas										
10/15	at Buffalo										
10/25	at Denver										
11/01	N.Y. Jets										
11/08	Carolina										
11/22	at Las Vegas										
11/29	at Tampa Bay										
12/06	Denver										
12/13	at Miami										
12/20	at New Orleans										
12/27	Atlanta										
01/03	L.A. Chargers										
TOTALS		1/1	1/1	1/1	0/1	2/2	5/6	5	6	83.3%	58

# INDIVIDUAL GXG STATS: DEFENSIVE

2020 REGULAR SEASON INDIVIDUAL DEFENSIVE GAME-BY-GAME STATS

		TACO CHARLTON												FRANK CLARK								MIKE DANNA																	
DATE	OPP.	S	A	TK	TFL	TFLY	SK	SKY	INT	FR	FF	PR	PD	S	A	TK	TFL	TFLY	SK	SKY	INT	FR	FF	PR	PD	S	A	TK	TFL	TFLY	SK	SKY	INT	FR	FF	PR	PD		
09/10	Houston	INACTIVE												2	1	3	1	2	1.0	2.0	0	0	0	0	0	0	3	0	3	0	0	0.0	0.0	0	0	0	0	0	0
09/20	at L.A. Chargers	1	1	2	1	1	1.0	1.0	0	0	0	2	0	1	1	2	0	0	0.0	0.0	0	0	0	0	0	2	2	4	1	14	1.0	14.0	0	0	0	1	0		
09/28	at Baltimore	0	0	0	0	0	0.0	0.0	0	0	0	0	0	1	0	1	1	10	1.0	10.0	0	0	0	1	0	1	0	0	0	0.0	0.0	0	0	0	0	0			
10/04	New England																																						
10/11	Las Vegas																																						
10/15	at Buffalo																																						
10/25	at Denver																																						
11/01	N.Y. Jets																																						
11/08	Carolina																																						
11/22	at Las Vegas																																						
11/29	at Tampa Bay																																						
12/06	Denver																																						
12/13	at Miami																																						
12/20	at New Orleans																																						
12/27	Atlanta																																						
01/03	L.A. Chargers																																						
TOTALS		1	1	2	1	1	1.0	1.0	0	0	0	2	0	4	2	6	2	12	2.0	12.0	0	0	0	1	0	6	2	8	1	14	1.0	14.0	0	0	0	1	0		

		RASHAD FENTON										WILLIE GAY										ANTONIO HAMILTON															
DATE	OPP.	S	A	TK	TFL	TFLY	SK	SKY	INT	FR	FF	PR	PD	S	A	TK	TFL	TFLY	SK	SKY	INT	FR	FF	PR	PD	S	A	TK	TFL	TFLY	SK	SKY	INT	FR	FF	PR	PD
09/10	Houston	2	0	2	0	0	0.0	0.0	0	0	0	0	0	0	0	0	0	0	0.0	0.0	0	0	0	0	0	3	0	3	0	0	0.0	0.0	0	0	0	0	0
09/20	at L.A. Chargers	2	1	3	0	0	0.0	0.0	0	0	0	0	0	0	1	1	0	0	0.0	0.0	0	0	0	0	0	0	0	0	0	0	0.0	0.0	0	0	0	0	0
09/28	at Baltimore	3	1	4	0	0	0.0	0.0	0	0	0	0	0	0	0	0	0	0	0.0	0.0	0	0	0	0	0	0	0	0	0	0	0.0	0.0	0	0	0	0	0
10/04	New England																																				
10/11	Las Vegas																																				
10/15	at Buffalo																																				
10/25	at Denver																																				
11/01	N.Y. Jets																																				
11/08	Carolina																																				
11/22	at Las Vegas																																				
11/29	at Tampa Bay																																				
12/06	Denver																																				
12/13	at Miami																																				
12/20	at New Orleans																																				
12/27	Atlanta																																				
01/03	L.A. Chargers																																				
TOTALS		7	2	9	0	0	0.0	0.0	0	0	0	0	0	0	1	1	0	0	0.0	0.0	0	0	0	0	0	3	0	3	0	0	0.0	0.0	0	0	0	0	0

		ANTHONY HITCHENS											CHRIS JONES											TANOH KPASSAGNON													
DATE	OPP.	S	A	TK	TFL	TFLY	SK	SKY	INT	FR	FF	PR	PD	S	A	TK	TFL	TFLY	SK	SKY	INT	FR	FF	PR	PD	S	A	TK	TFL	TFLY	SK	SKY	INT	FR	FF	PR	PD
09/10	Houston	4	4	8	0	0	0.0	0.0	0	0	0	0	0	3	1	4	0	0	1.5	2.0	0	0	0	2	0	0	0	0	0	0	0.0	0.0	0	0	0	1	0
09/20	at L.A. Chargers	7	2	9	0	0	0.0	0.0	0	0	0	0	0	2	1	3	0	0	0.0	0.0	0	0	0	2	0	3	1	4	0	0	0.0	0.0	0	0	0	0	1
09/28	at Baltimore	0	4	4	0	0	0.0	0.0	0	0	0	0	1	3	2	5	0	0	2.0	9.0	0	0	2	2	0	0	1	1	0	0	0.0	0.0	0	0	0	0	0
10/04	New England																																				
10/11	Las Vegas																																				
10/15	at Buffalo																																				
10/25	at Denver																																				
11/01	N.Y. Jets																																				
11/08	Carolina																																				
11/22	at Las Vegas																																				
11/29	at Tampa Bay																																				
12/06	Denver																																				
12/13	at Miami																																				
12/20	at New Orleans																																				
12/27	Atlanta																																				
01/03	L.A. Chargers																																				
TOTALS		11	10	21	0	0	0.0	0.0	0	0	0	0	1	8	4	12	0	0	3.5	11.0	0	0	2	6	0	3	2	5	0	0	0.0	0.0	0	0	0	1	1

		TYRANN MATHIEU										BEN NIEMANN										DERRICK NNADI																	
DATE	OPP.	S	A	TK	TFL	TFLY	SK	SKY	INT	FR	FF	PR	PD	S	A	TK	TFL	TFLY	SK	SKY	INT	FR	FF	PR	PD	S	A	TK	TFL	TFLY	SK	SKY	INT	FR	FF	PR	PD		
09/10	Houston	6	2	8	0	0	0.0	0.0	0	0	0	1	0	0	0	0	0	0	0	0.0	0.0	0	0	0	0	0	0	1	1	0	0	0	0.0	0.0	0	0	0	0	0
09/20	at L.A. Chargers	1	4	5	0	0	0.0	0.0	0	0	0	1	1	5	4	9	0	0	0.0	0.0	0	0	0	0	0	1	8	9	0	0	0.0	0.0	0	0	0	0	0	0	
09/28	at Baltimore	3	2	5	0	0	0.0	0.0	0	0	0	0	0	2	0	2	1	8	1.0	8.0	0	1	0	1	0	0	1	1	0	0	0	0.0	0.0	0	0	0	0	0	
10/04	New England																																						
10/11	Las Vegas																																						
10/15	at Buffalo																																						
10/25	at Denver																																						
11/01	N.Y. Jets																																						
11/08	Carolina																																						
11/22	at Las Vegas																																						
11/29	at Tampa Bay																																						
12/06	Denver																																						
12/13	at Miami																																						
12/20	at New Orleans																																						
12/27	Atlanta																																						
01/03	L.A. Chargers																																						
TOTALS		10	8	18	0	0	0.0	0.0	0	0	0	2	1	7	4	11	1	8	1.0	8.0	0	1	0	1	0	1	10	11	0	0	0.0	0.0	0	0	0	0	0	0	

# INDIVIDUAL GXG STATS: DEFENSIVE

		DORIAN O'DANIEL										ALEX OKAFOR										MIKE PENNEL												
DATE	OPP.	S	A	TK	TFL TFLY	SK SKY	INT	FR	FF	PR	PD	S	A	TK	TFL TFLY	SK SKY	INT	FR	FF	PR	PD	S	A	TK	TFL TFLY	SK SKY	INT	FR	FF	PR	PD			
09/10	Houston	2	0	2	1 5	1.0 5.0	0	0	0	1	0	0	1	1	0	0	0.5 2.0	0	0	0	2	0	RESERVE/LEAGUE SUSP.											
09/20	at L.A. Chargers	0	0	0	0 0	0.0 0.0	0	0	0	0	0	INACTIVE										RESERVE/LEAGUE SUSP.												
09/28	at Baltimore	0	0	0	0 0	0.0 0.0	0	0	0	0	0	INACTIVE										0	1	1	0 0	0.0 0.0	0	0	0	0	0	0	0	0
10/04	New England																																	
10/11	Las Vegas																																	
10/15	at Buffalo																																	
10/25	at Denver																																	
11/01	N.Y. Jets																																	
11/08	Carolina																																	
11/22	at Las Vegas																																	
11/29	at Tampa Bay																																	
12/06	Denver																																	
12/13	at Miami																																	
12/20	at New Orleans																																	
12/27	Atlanta																																	
01/03	L.A. Chargers																																	
TOTALS		2	0	2	1 5	1.0 5.0	0	0	0	1	0	0	1	1	0	0	0.5 2.0	0	0	0	2	0	0	1	1	0 0	0.0 0.0	0	0	0	0	0		

		L'JARIUS SNEED										DANIEL SORENSEN										TEDRIC THOMPSON										
DATE	OPP.	S	A	TK	TFL TFLY	SK SKY	INT	FR	FF	PR	PD	S	A	TK	TFL TFLY	SK SKY	INT	FR	FF	PR	PD	S	A	TK	TFL TFLY	SK SKY	INT	FR	FF	PR	PD	
09/10	Houston	3	0	3	0 0	0.0 0.0	1	0	0	0	2	2	0	2	0 0	0.0 0.0	0	0	0	0	0	0	2	0	2	0 0	0.0 0.0	0	0	0	0	0
09/20	at L.A. Chargers	5	1	6	0 0	0.0 0.0	1	0	0	0	1	4	0	4	0 0	0.0 0.0	0	0	0	1	0	2	1	3	0 0	0.0 0.0	0	0	0	0	0	
09/28	at Baltimore	1	0	1	0 0	0.0 0.0	0	0	0	0	0	4	1	5	0 0	0.0 0.0	0	0	0	0	0	2	1	3	0 0	0.0 0.0	0	0	0	0	0	
10/04	New England																															
10/11	Las Vegas																															
10/15	at Buffalo																															
10/25	at Denver																															
11/01	N.Y. Jets																															
11/08	Carolina																															
11/22	at Las Vegas																															
11/29	at Tampa Bay																															
12/06	Denver																															
12/13	at Miami																															
12/20	at New Orleans																															
12/27	Atlanta																															
01/03	L.A. Chargers																															
TOTALS		9	1	10	0 0	0.0 0.0	2	0	0	0	3	10	1	11	0 0	0.0 0.0	0	0	0	1	0	6	2	8	0 0	0.0 0.0	0	0	0	0	0	

		JUAN THORNHILL										CHARVARIUS WARD										TERSRAWN WHARTON									
DATE	OPP.	S	A	TK	TFL TFLY	SK SKY	INT	FR	FF	PR	PD	S	A	TK	TFL TFLY	SK SKY	INT	FR	FF	PR	PD	S	A	TK	TFL TFLY	SK SKY	INT	FR	FF	PR	PD
09/10	Houston	1	0	1	0 0	0.0 0.0	0	0	0	0	0	1	0	1	0 0	0.0 0.0	0	0	0	0	0	1	1	2	0 0	0.0 0.0	0	0	0	0	0
09/20	at L.A. Chargers	1	3	4	0 0	0.0 0.0	0	0	0	0	0	INACTIVE										4	1	5	1 0	0.0 0.0	0	0	0	0	0
09/28	at Baltimore	5	1	6	0 0	0.0 0.0	0	0	0	1	0	1	0	1	0 0	0.0 0.0	0	0	0	0	1	0	0	0	0 0	0.0 0.0	0	0	0	0	0
10/04	New England																														
10/11	Las Vegas																														
10/15	at Buffalo																														
10/25	at Denver																														
11/01	N.Y. Jets																														
11/08	Carolina																														
11/22	at Las Vegas																														
11/29	at Tampa Bay																														
12/06	Denver																														
12/13	at Miami																														
12/20	at New Orleans																														
12/27	Atlanta																														
01/03	L.A. Chargers																														
TOTALS		7	4	11	0 0	0.0 0.0	0	0	0	1	0	2	0	2	0 0	0.0 0.0	0	0	0	0	1	5	2	7	1 0	0.0 0.0	0	0	0	0	0

		DAMIEN WILSON									
DATE	OPP.	S	A	TK	TFL Y	SK SKY	INT	FR	FF	PR	PD
09/10	Houston	1	1	2	0 0	0.0 0.0	0	0	0	0	0
09/20	at L.A. Chargers	7	5	12	1 1	0.0 0.0	0	0	0	0	0
09/28	at Baltimore	3	1	4	0 0	0.0 0.0	0	0	1	0	1
10/04	New England										
10/11	Las Vegas										
10/15	at Buffalo										
10/25	at Denver										
11/01	N.Y. Jets										
11/08	Carolina										
11/22	at Las Vegas										
11/29	at Tampa Bay										
12/06	Denver										
12/13	at Miami										
12/20	at New Orleans										
12/27	Atlanta										
01/03	L.A. Chargers										
TOTALS		11	7	18	1 1	0.0 0.0	0	0	1	0	1

# INDIVIDUAL GXG STATS: SPECIAL TEAMS

## 2020 REGULAR SEASON INDIVIDUAL SPECIAL TEAMS GAME-BY-GAME STATS

DATE	OPP.	WILLIE GAY			NICK KEIZER			MARCUS KEMP			DORIAN O'DANIEL		
		TKL	AST	TOT	TKL	AST	TOT	TKL	AST	TOT	TKL	AST	TOT
09/10	Houston	1	0	1	0	1	1	1	0	1	1	1	2
09/20	at L.A. Chargers	0	0	0	1	0	1	0	1	1	1	1	2
09/28	at Baltimore	0	0	0	0	0	0	0	0	0	1	0	1
10/04	New England												
10/11	Las Vegas												
10/15	at Buffalo												
10/25	at Denver												
11/01	N.Y. Jets												
11/08	Carolina												
11/22	at Las Vegas												
11/29	at Tampa Bay												
12/06	Denver												
12/13	at Miami												
12/20	at New Orleans												
12/27	Atlanta												
01/03	L.A. Chargers												
TOTALS		1	0	1	1	1	2	1	1	2	3	2	5

DATE	OPP.	DARWIN THOMPSON			TEDRIC THOMPSON		
		TKL	AST	TOT	TKL	AST	TOT
09/10	Houston	0	0	0	0	0	0
09/20	at L.A. Chargers	2	0	2	0	0	0
09/28	at Baltimore	0	0	0	1	0	1
10/04	New England						
10/11	Las Vegas						
10/15	at Buffalo						
10/25	at Denver						
11/01	N.Y. Jets						
11/08	Carolina						
11/22	at Las Vegas						
11/29	at Tampa Bay						
12/06	Denver						
12/13	at Miami						
12/20	at New Orleans						
12/27	Atlanta						
01/03	L.A. Chargers						
TOTALS		2	0	2	1	0	1



# INDIVIDUAL GXG STATS: PUNT RETURNS

## 2020 REGULAR SEASON INDIVIDUAL GAME-BY-GAME STATS

PUNT RETURNS:		MECOLE HARDMAN					
DATE	OPP.	NO.	YDS	AVG	LG	FC	TD
09/10	Houston	0	0	0.0	--	2	0
09/20	at L.A. Chargers	1	16	16.0	16	1	0
09/28	at Baltimore	1	7	7.0	7	1	0
10/04	New England						
10/11	Las Vegas						
10/15	at Buffalo						
10/25	at Denver						
11/01	N.Y. Jets						
11/08	Carolina						
11/22	at Las Vegas						
11/29	at Tampa Bay						
12/06	Denver						
12/13	at Miami						
12/20	at New Orleans						
12/27	Atlanta						
01/03	L.A. Chargers						
TOTALS		2	23	11.5	16	4	0

# INDIVIDUAL GXG STATS: KICKOFF RETURNS

## 2020 REGULAR SEASON INDIVIDUAL GAME-BY-GAME STATS

KICKOFF RETURNS:		MECOLE HARDMAN						ARMANI WATTS					
DATE	OPP.	NO.	YDS	AVG	LG	FC	TD	NO.	YDS	AVG	LG	FC	TD
09/10	Houston	1	20	20.0	20	0	0	1	28	28.0	28	0	0
09/20	at L.A. Chargers	1	31	31.0	31	0	0	0	0	0.0	--	0	0
09/28	at Baltimore	1	19	19.0	19	0	0	0	0	0.0	--	0	0
10/04	New England												
10/11	Las Vegas												
10/15	at Buffalo												
10/25	at Denver												
11/01	N.Y. Jets												
11/08	Carolina												
11/22	at Las Vegas												
11/29	at Tampa Bay												
12/06	Denver												
12/13	at Miami												
12/20	at New Orleans												
12/27	Atlanta												
01/03	L.A. Chargers												
TOTALS		3	70	23.3	31	0	0	1	28	28.0	28	0	0

# PLAYER PARTICIPATION

	2020 REGULAR SEASON KANSAS CITY CHIEFS PLAYER PARTICIPATION																			
PLAYERS	HOU 9/10	@ LAC 9/20	@ BAL 9/28	NE 10/4	LV 10/11	@ BUF 10/15	@ DEN 10/25	NYJ 11/1	CAR 11/8	@ LV 11/22	@ TB 11/29	DEN 12/6	@ MIA 12/13	@ NO 12/20	ATL 12/27	LAC 1/3	GP	GS	DNP	IN
Allegretti, Nick	P	P	P	-	-	-	-	-	-	-	-	-	-	-	-	-	3	0	0	0
Breeland, Bashaud	R/SUS	R/SUS	R/SUS	-	-	-	-	-	-	-	-	-	-	-	-	-	0	0	0	0
Brown, Alex	IR	IR	IR	-	-	-	-	-	-	-	-	-	-	-	-	-	0	0	0	0
Butker, Harrison	P	P	P	-	-	-	-	-	-	-	-	-	-	-	-	-	3	0	0	0
Charlton, Taco	*	P	P	-	-	-	-	-	-	-	-	-	-	-	-	-	2	0	0	1
Clark, Frank	RDE	RDE	RDE	-	-	-	-	-	-	-	-	-	-	-	-	-	3	3	0	0
Clemons, Rodney	PS	PS	PS	-	-	-	-	-	-	-	-	-	-	-	-	-	0	0	0	0
Cobb, Omari	PS	PS	PS	-	-	-	-	-	-	-	-	-	-	-	-	-	0	0	0	0
Danna, Mike	P	P	P	-	-	-	-	-	-	-	-	-	-	-	-	-	3	0	0	0
Dieter, Gehrig	PS	PS	PS	-	-	-	-	-	-	-	-	-	-	-	-	-	0	0	0	0
Durant, Yasir	*	*	DNP	-	-	-	-	-	-	-	-	-	-	-	-	-	0	0	1	
Edwards-Helaire, C.	RB	RB	RB	-	-	-	-	-	-	-	-	-	-	-	-	-	3	3	0	0
Fenton, Rashad	P	LCB	RCB	-	-	-	-	-	-	-	-	-	-	-	-	-	3	2	0	0
Ffrench, Maurice	PS	PS	PS	-	-	-	-	-	-	-	-	-	-	-	-	-	0	0	0	0
Fisher, Eric	LT	LT	LT	-	-	-	-	-	-	-	-	-	-	-	-	-	3	3	0	0
Fortson, Jody	PS	PS	PS	-	-	-	-	-	-	-	-	-	-	-	-	-	0	0	0	0
Gay, Willie	P	P	P	-	-	-	-	-	-	-	-	-	-	-	-	-	3	0	0	0
Hamilton, Antonio	P	P	P	-	-	-	-	-	-	-	-	-	-	-	-	-	3	0	0	0
Hardman, Mecole	P	WR	P	-	-	-	-	-	-	-	-	-	-	-	-	-	3	1	0	0
Harris, Darius	PS	PS	PS	-	-	-	-	-	-	-	-	-	-	-	-	-	0	0	0	0
Harris, Demone	*	*	*	-	-	-	-	-	-	-	-	-	-	-	-	-	0	0	0	3
Henne, Chad	DNP	DNP	DNP	-	-	-	-	-	-	-	-	-	-	-	-	-	0	0	3	0
Hill, Lavert	PS	PS	PS	-	-	-	-	-	-	-	-	-	-	-	-	-	0	0	0	0
Hill, Tyreek	WR	WR	WR	-	-	-	-	-	-	-	WR	-	-	-	-	-	3	3	0	0
Hitchens, Anthony	LB	LB	LB	-	-	-	-	-	-	-	-	-	-	-	-	-	3	3	0	0
Hoyett, Braxton	PS	P	PS	-	-	-	-	-	-	-	-	-	-	-	-	-	1	0	0	0
Isidora, Danny	PS	PS	PS	-	-	-	-	-	-	-	-	-	-	-	-	-	0	0	0	0
Jones, Chris	LDT	LDT	RDT	-	-	-	-	-	-	-	-	-	-	-	-	-	3	3	0	0
Keizer, Nick	P	P	TE	-	-	-	-	-	-	-	-	-	-	-	-	-	3	1	0	0
Kelce, Travis	TE	TE	TE	-	-	-	-	-	-	-	-	-	-	-	-	-	3	3	0	0
Kemp, Marcus	P	P	P	-	-	-	-	-	-	-	-	-	-	-	-	-	3	0	0	0
Keyes, BoPete	*	P	*	-	-	-	-	-	-	-	-	-	-	-	-	-	1	0	0	2
Kilgore, Daniel	DNP	DNP	DNP	-	-	-	-	-	-	-	-	-	-	-	-	-	0	0	3	0
Kpassagnon, Tanoh	LDE	LDE	LDE	-	-	-	-	-	-	-	-	-	-	-	-	-	3	3	0	0
Lammons, Chris	PS	PS	PS	-	-	-	-	-	-	-	-	-	-	-	-	-	0	0	0	0
Lipscomb, Kalija	PS	PS	PS	-	-	-	-	-	-	-	-	-	-	-	-	-	0	0	0	0
Mahomes, Patrick	QB	QB	QB	-	-	-	-	-	-	-	-	-	-	-	-	-	3	3	0	0
Mathieu, Tyrann	CB	SS	SS	-	-	-	-	-	-	-	-	-	-	-	-	-	3	3	0	0
Moore, Matt	PS	PS	PS	-	-	-	-	-	-	-	-	-	-	-	-	-	0	0	0	0
Niemann, Ben	P	LB	LB	-	-	-	-	-	-	-	-	-	-	-	-	-	3	2	0	0
Nnadi, Derrick	RDT	RDT	LDT	-	-	-	-	-	-	-	-	-	-	-	-	-	3	3	0	0
O'Daniel, Dorian	P	P	P	-	-	-	-	-	-	-	-	-	-	-	-	-	3	0	0	0
Okafor, Alex	P	*	*	-	-	-	-	-	-	-	-	-	-	-	-	-	1	0	0	2
Osemele, Kelechi	LG	LG	LG	-	-	-	-	-	-	-	-	-	-	-	-	-	3	3	0	0
Pennel, Mike	R/SUS	R/SUS	P	-	-	-	-	-	-	-	-	-	-	-	-	-	1	0	0	0
Pringle, Byron	P	P	P	-	-	-	-	-	-	-	-	-	-	-	-	-	3	0	0	0
Rankin, Martinas	R/PUP	R/PUP	R/PUP	-	-	-	-	-	-	-	-	-	-	-	-	-	0	0	0	0
Reiter, Austin	C	C	C	-	-	-	-	-	-	-	-	-	-	-	-	-	3	3	0	0
Remmers, Mike	DNP	P	RG	-	-	-	-	-	-	-	-	-	-	-	-	-	2	1	1	0
Robinson, Demarcus	P	P	P	-	-	-	-	-	-	-	-	-	-	-	-	-	3	0	0	0
Saunders, Khalen	P	IR	IR	-	-	-	-	-	-	-	-	-	-	-	-	-	1	0	0	0
Schwartz, Mitchell	RT	RT	RT	-	-	-	-	-	-	-	-	-	-	-	-	-	3	3	0	0
Seals-Jones, Ricky	*	*	*	-	-	-	-	-	-	-	-	-	-	-	-	-	0	0	0	3
Sherman, Anthony	P	P	P	-	-	-	-	-	-	-	-	-	-	-	-	-	3	0	0	0
Smith, Emmanuel	IR	NOT	NOT	-	-	-	-	-	-	-	-	-	-	-	-	-	0	0	0	0
Sneed, L'Jarius	RCB	RCB	LCB	-	-	-	-	-	-	-	-	-	-	-	-	-	3	3	0	0
Sorensen, Daniel	FS	P	FS	-	-	-	-	-	-	-	-	-	-	-	-	-	3	2	0	0
Ta'amou, Jordan	PS	PS	PS	-	-	-	-	-	-	-	-	-	-	-	-	-	0	0	0	0
Thompson, Darwin	P	P	P	-	-	-	-	-	-	-	-	-	-	-	-	-	3	0	0	0
Thompson, Tedric	P	P	P	-	-	-	-	-	-	-	-	-	-	-	-	-	3	0	0	0
Thornhill, Juan	SS	FS	FS	-	-	-	-	-	-	-	-	-	-	-	-	-	3	3	0	0
Townsend, Tommy	P	P	P	-	-	-	-	-	-	-	-	-	-	-	-	-	3	0	0	0
Ward, Charvarius	LCB	*	P	-	-	-	-	-	-	-	-	-	-	-	-	-	2	1	0	1
Ward, Tim	PS	PS	PS	-	-	-	-	-	-	-	-	-	-	-	-	-	0	0	0	0
Washington, DeAndre	PS	PS	PS	-	-	-	-	-	-	-	-	-	-	-	-	-	0	0	0	0
Watkins, Sammy	WR	WR	WR	-	-	-	-	-	-	-	-	-	-	-	-	-	3	3	0	0
Watts, Armani	P	P	P	-	-	-	-	-	-	-	-	-	-	-	-	-	3	0	0	0
Wharton, Tershawn	P	P	P	-	-	-	-	-	-	-	-	-	-	-	-	-	3	0	0	0
Williams, Darrel	P	P	P	-	-	-	-	-	-	-	-	-	-	-	-	-	3	0	0	0
Williams, Darryl	PS	PS	PS	-	-	-	-	-	-	PS	PS	-	-	-	-	-	0	0	0	0
Wilson, Damien	LB	LB	LB	-	-	-	-	-	-	-	-	-	-	-	-	-	3	3	0	0
Winchester, James	P	P	P	-	-	-	-	-	-	-	-	-	-	-	-	-	3	0	0	0
Wylie, Andrew	RG	RG	*	-	-	-	-	-	-	-	-	-	-	-	-	-	2	2	0	1
Yelder, Deon	DNP	DNP	P	-	-	-	-	-	-	-	-	-	-	-	-	-	1	0	2	

**LEGEND:**  
Starters indicated by position (Bold), \*=Inactive, P=Played, DNP=Did Not Play, NOT=Not on Roster, PS=Practice Squad, R/SUS=Reserve/League Susp.,  
IR=Reserve/Injured, R/PUP=Reserve/Physically-Unable-To-Perform, ^=With Other Team

100

[illegible][illegible]



# GAME-BY-GAME CAPTAINS

## 2020 REGULAR SEASON - CAPTAINS

DATE	OPPONENT	OFFENSE	DEFENSE	SPECIAL TEAMS
9/10	Houston	Patrick Mahomes	NONE	NONE
9/20	at L.A. Chargers	NONE	Anthony Hitchens	NONE
9/28	at Baltimore	NONE	NONE	Marcus Kemp
10/4	New England	--	--	--
10/11	Las Vegas	--	--	--
10/15	at Buffalo	--	--	--
10/25	at Denver	--	--	--
11/1	N.Y. Jets	--	--	--
11/8	Carolina	--	--	--
11/22	at Las Vegas	--	--	--
11/29	at Tampa Bay	--	--	--
12/6	Denver	--	--	--
12/13	at Miami	--	--	--
12/20	at New Orleans	--	--	--
12/27	Atlanta	--	--	--
1/3	L.A. Chargers	--	--	--

# GAME-BY-GAME INACTIVES

2020 REGULAR SEASON INACTIVES			
DATE	OPPONENT	PLAYERS	
09/10	Houston	Taco Charlton Yasir Durant Demone Harris	BoPete Keyes Ricky Seals-Jones
09/20	at L.A. Chargers	Yasir Durant Demone Harris Alex Okafor	Ricky Seals-Jones Charvarius Ward
09/28	at Baltimore	Demone Harris BoPete Keyes Alex Okafor	Ricky Seals-Jones Andrew Wylie
10/04	New England	--	--
10/11	Las Vegas	--	--
10/15	at Buffalo	--	--
10/25	at Denver	--	--
11/01	N.Y. Jets	--	--
11/08	Carolina	--	--
11/22	at Las Vegas	--	--
11/29	at Tampa Bay	--	--
12/06	Denver	--	--
12/13	at Miami	--	--
12/20	at New Orleans	--	--
12/27	Atlanta	--	--
01/03	L.A. Chargers	--	--

# TURNOVER CHART

## 2020 REGULAR SEASON - DEFENSIVE TAKEAWAYS

DATE	OPPONENT	TAKEAWAY	QTR.	SCORE	YD-LINE	RESULT
09/10	Houston	L. Sneed INT (D. Watson)	4	24-7	KC-44	TD
09/20	at L.A. Chargers	L. Sneed INT (J. Herbert)	3	9-17	KC-5	TD
09/28	at Baltimore	B. Niemann FR (C. Jones FF)	2	27-10	KC-49	Missed FG
10/04	New England	--	--	--	--	--
10/11	Las Vegas	--	--	--	--	--
10/15	at Buffalo	--	--	--	--	--
10/25	at Denver	--	--	--	--	--
11/01	N.Y. Jets	--	--	--	--	--
11/08	Carolina	--	--	--	--	--
11/22	at Las Vegas	--	--	--	--	--
11/29	at Tampa Bay	--	--	--	--	--
12/06	Denver	--	--	--	--	--
12/13	at Miami	--	--	--	--	--
12/20	at New Orleans	--	--	--	--	--
12/27	Atlanta	--	--	--	--	--
01/03	L.A. Chargers	--	--	--	--	--

## 2020 REGULAR SEASON - OFFENSIVE GIVEAWAYS

DATE	OPPONENT	GIVEAWAY	QTR.	SCORE	YD-LINE	RESULT
9/10	Houston	None				
9/20	at L.A. Chargers	None				
9/28	at Baltimore	D. Thompson fumble (C. Clark FF; J. Ferguson FR)	3	27-10	BLT-21	FG
10/04	New England	--	--	--	--	--
10/11	Las Vegas	--	--	--	--	--
10/15	at Buffalo	--	--	--	--	--
10/25	at Denver	--	--	--	--	--
11/01	N.Y. Jets	--	--	--	--	--
11/08	Carolina	--	--	--	--	--
11/22	at Las Vegas	--	--	--	--	--
11/29	at Tampa Bay	--	--	--	--	--
12/06	Denver	--	--	--	--	--
12/13	at Miami	--	--	--	--	--
12/20	at New Orleans	--	--	--	--	--
12/27	Atlanta	--	--	--	--	--
01/03	L.A. Chargers	--	--	--	--	--

## 2020 REGULAR SEASON - TURNOVERS

<b>Offense:</b>	1 Giveaway 3 Points (0 TD, 1 FG)	<b>Ratio</b> +2 (3 takes, 1 give)
<b>Defense:</b>	3 Takeaways 15 Points (2 TD, 0 FG)	
<b>Special Teams:</b>	0 Giveaways 0 Points (0 TD, 0 FG)	<b>Points Off Turnovers Ratio</b> +12 (15 scored, 3 allowed)
	0 Takeaways 0 Points (0 TD, 0 FG)	

# INSIDE THE 20

DATE	OPPONENT	OFFENSE	DEFENSE
09/10	Houston	TD - Pass TD - Pass FG - 29 yards TD - Pass FG - 19 yards	TD - Run TD - Pass TD - Run
09/20	at L.A. Chargers	TD - Pass FG - 30 yards	TD - Run TD - Pass FG - 23 yards
09/28	at Baltimore	TD - Run TD - Pass TD - Pass	FG - 26 yards FG - 42 yards TD - Pass Downs
10/04	New England	--	--
10/11	Las Vegas	--	--
10/15	at Buffalo	--	--
10/25	at Denver	--	--
11/01	N.Y. Jets	--	--
11/08	Carolina	--	--
11/22	at Las Vegas	--	--
11/29	at Tampa Bay	--	--
12/06	Denver	--	--
12/13	at Miami	--	--
12/20	at New Orleans	--	--
12/27	Atlanta	--	--
01/03	L.A. Chargers	--	--

## OFFENSE DEFENSE

<b>Inside the 20</b>	10	10
<b>Scores</b>	10	9
<b>Touchdowns</b>	7	6
<b>Field Goals</b>	3	3
<b>Total Points in 20</b>	56	50
<b>Fumbles</b>	0	0
<b>Interceptions</b>	0	0
<b>Missed Field Goals</b>	0	0
<b>Lost on Downs</b>	0	1
<b>End of Half/Game</b>	0	0
<b>TDs Outside</b>	4	1
<b>Red Zone Percentage</b>	100	25



# GOAL TO GO SITUATIONS

DATE	OPPONENT	OFFENSE	DEFENSE
09/10	Houston	TD - Pass TD - Pass TD - Pass Field Goal - 19 yards	TD - Run
09/20	at L.A. Chargers	NONE	TD - Run TD - Pass Field Goal - 23 yards
09/28	at Baltimore	TD - Run TD - Pass TD - Pass	TD - Pass
10/04	New England	--	--
10/11	Las Vegas	--	--
10/15	at Buffalo	--	--
10/25	at Denver	--	--
11/01	N.Y. Jets	--	--
11/08	Carolina	--	--
11/22	at Las Vegas	--	--
11/29	at Tampa Bay	--	--
12/06	Denver	--	--
12/13	at Miami	--	--
12/20	at New Orleans	--	--
12/27	Atlanta	--	--
01/03	L.A. Chargers	--	--

## OFFENSE DEFENSE

<b>Goal-To-Go Situations</b>	7	5
<b>Scores</b>	7	5
<b>Touchdowns</b>	6	4
<b>Field Goals</b>	1	1
<b>Total Points</b>	44	31
<b>Fumbles</b>	0	0
<b>Interceptions</b>	0	0
<b>Missed Field Goals</b>	0	0
<b>Lost on Downs</b>	0	0
<b>End of Half/Game</b>	0	0
<b>Goal to Go Percentage</b>	100	100

# BIG RUN PLAYS (10+ YARDS)

## 2020 REGULAR SEASON - BIG RUN PLAYS (10+ YARDS)

DATE	OPPONENT	QTR	CHIEFS PLAYER	YDS.	DOWN	RESULT	QTR	OPP. PLAYER	YDS.	DOWN	RESULT
09/10	Houston	1	Clyde Edwards-Helaire	18	1-10-HOU 39	Touchdown	1	<b>David Johnson</b>	<b>19T</b>	2-1-KC 19	Touchdown
		3	Clyde Edwards-Helaire	11	2-3-KC 32	Touchdown	4	David Johnson	17	2-10-HOU 47	Touchdown
		3	<b>Clyde Edwards-Helaire</b>	<b>27T</b>	2-3-HOU 27	Touchdown	4	Deshaun Watson	13	1-10-HOU 35	Touchdown
		4	Clyde Edwards-Helaire	14	2-6-HOU 16	Field Goal					
09/20	at L.A. Chargers	1	Clyde Edwards-Helaire	17	1-10-KC 25	Punt	2	Austin Ekeler	13	1-10-LAC 29	Touchdown
		2	Darwin Thompson	14	1-10-KC 39	Touchdown	4	Justin Herbert	11	2-9-KC 15	Field Goal
		2	Patrick Mahomes	15	3-7-LAC 44	Touchdown					
		2	Patrick Mahomes	10	3-5-LAC 24	Touchdown					
09/28	at Baltimore	4	Patrick Mahomes	21	3-20-LAC 45	Field Goal					
		1	Tyreek Hill	22	1-10-KC 25	Touchdown	1	Lamar Jackson	30	3-2-BAL 33	Field Goal
		2	Clyde Edwards-Helaire	16	2-6-KC 39	Touchdown	1	Mark Ingram II	11	1-10-KC 26	Field Goal
		3	Darwin Thompson	10	2-3-BAL 31	Fumble	3	Lamar Jackson	18	2-10-BAL 32	Field Goal
10/04	New England	4	Patrick Mahomes	12	3-10-BAL 39	Touchdown	3	Lamar Jackson	11	1-10-KC 38	Field Goal
							3	Gus Edwards	24	2-5-KC 32	Touchdown
10/11	Las Vegas	--	--	--	--	--	--	--	--	--	--
10/15	at Buffalo	--	--	--	--	--	--	--	--	--	--
10/25	at Denver	--	--	--	--	--	--	--	--	--	--
11/01	N.Y. Jets	--	--	--	--	--	--	--	--	--	--
11/08	Carolina	--	--	--	--	--	--	--	--	--	--
11/22	at Las Vegas	--	--	--	--	--	--	--	--	--	--
11/29	at Tampa Bay	--	--	--	--	--	--	--	--	--	--
12/06	Denver	--	--	--	--	--	--	--	--	--	--
12/13	at Miami	--	--	--	--	--	--	--	--	--	--
12/20	at New Orleans	--	--	--	--	--	--	--	--	--	--
12/27	Atlanta	--	--	--	--	--	--	--	--	--	--
01/03	L.A. Chargers	--	--	--	--	--	--	--	--	--	--
<b>TOTALS</b>				<b>13 - 207 (15.9), 1 TDS</b>				<b>10 - 167 (16.7), 1 TDS</b>			

# BIG PASS PLAYS (20+ YARDS)

## 2020 REGULAR SEASON - BIG PASS PLAYS (20+ YARDS)

DATE	OPPONENT	QTR	CHIEFS PLAYER	YDS.	DOWN	RESULT	QTR	OPP. PLAYER	YDS.	DOWN	RESULT
09/10	Houston		NONE				2	Deshaun Watson -> Jordan Akins	20	2-10-HOU 47	Missed FG
							4	Deshaun Watson -> Will Fuller V	20	1-10-HOU 16	Interception
							4	Deshaun Watson -> Will Fuller V	31	1-10-HOU 48	Touchdown
09/20	at L.A. Chargers	3	Patrick Mahomes -> Travis Kelce	20	2-9-KC 26	Punt	1	Justin Herbert -> Joshua Kelley	35	2-10-LAC 39	Touchdown
		4	Patrick Mahomes -> Mecole Hardman	22	1-10-KC 22	Touchdown	2	Justin Herbert -> Austin Ekeler	22	1-10-KC 48	Touchdown
		4	<b>Patrick Mahomes -&gt; Tyreek Hill</b>	<b>54T</b>	2-8-KC 46	Touchdown	2	Justin Herbert -> Keenan Allen	28	3-2-KC 47	End Half
							3	Justin Herbert -> Keenan Allen	25	3-10-LAC 49	Field Goal
							3	Justin Herbert -> Hunter Henry	22	2-9-LAC 31	Interception
09/28	at Baltimore	1	Patrick Mahomes -> Tyreek Hill	33	1-10-BAL 36	Touchdown		NONE			
		2	Patrick Mahomes -> Travis Kelce	29	1-10-KC 27	Touchdown					
		2	<b>Patrick Mahomes -&gt; Tyreek Hill</b>	<b>20T</b>	2-9-BAL 20	Touchdown					
		3	<b>Patrick Mahomes -&gt; Mecole Hardman</b>	<b>49T</b>	3-14-BAL 49	Touchdown					
		3	Patrick Mahomes -> Clyde Edwards-Helaire	24	1-10-KC 20	Fumble					
10/04	New England	--	--	--	--	--	--	--	--	--	--
10/11	Las Vegas	--	--	--	--	--	--	--	--	--	--
10/15	at Buffalo	--	--	--	--	--	--	--	--	--	--
10/25	at Denver	--	--	--	--	--	--	--	--	--	--
11/01	N.Y. Jets	--	--	--	--	--	--	--	--	--	--
11/08	Carolina	--	--	--	--	--	--	--	--	--	--
11/22	at Las Vegas	--	--	--	--	--	--	--	--	--	--
11/29	at Tampa Bay	--	--	--	--	--	--	--	--	--	--
12/06	Denver	--	--	--	--	--	--	--	--	--	--
12/13	at Miami	--	--	--	--	--	--	--	--	--	--
12/20	at New Orleans	--	--	--	--	--	--	--	--	--	--
12/27	Atlanta	--	--	--	--	--	--	--	--	--	--
01/03	L.A. Chargers	--	--	--	--	--	--	--	--	--	--
<b>TOTALS</b>			<b>8 - 251 (31.4), 3 TDS</b>				<b>8 - 203 (25.4), 0 TDS</b>				

# ADVANCES CHART

## 2020 REGULAR SEASON CHIEFS ADVANCES

DATE	OPPONENT	RUSHES	COMPLETIONS	ADVANCES	OUTCOME
09/10	Houston	34	24	58	W 34-20
09/20	at L.A. Chargers	22	27	49	W 23-20 OT
09/28	at Baltimore	31	31	62	W 34-20
10/04	New England	--	--	--	--
10/11	Las Vegas	--	--	--	--
10/15	at Buffalo	--	--	--	--
10/25	at Denver	--	--	--	--
11/01	N.Y. Jets	--	--	--	--
11/08	Carolina	--	--	--	--
11/22	at Las Vegas	--	--	--	--
11/29	at Tampa Bay	--	--	--	--
12/06	Denver	--	--	--	--
12/13	at Miami	--	--	--	--
12/20	at New Orleans	--	--	--	--
12/27	Atlanta	--	--	--	--
01/03	L.A. Chargers	--	--	--	--
<b>TOTALS</b>		<b>87</b>	<b>82</b>	<b>169</b>	

## 2020 REGULAR SEASON OPPONENT ADVANCES

DATE	OPPONENT	RUSHES	COMPLETIONS	ADVANCES	OUTCOME
09/10	Houston	22	20	42	W 34-20
09/20	at L.A. Chargers	44	22	66	W 23-20 OT
09/28	at Baltimore	21	15	36	W 34-20
10/04	New England	--	--	--	--
10/11	Las Vegas	--	--	--	--
10/15	at Buffalo	--	--	--	--
10/25	at Denver	--	--	--	--
11/01	N.Y. Jets	--	--	--	--
11/08	Carolina	--	--	--	--
11/22	at Las Vegas	--	--	--	--
11/29	at Tampa Bay	--	--	--	--
12/06	Denver	--	--	--	--
12/13	at Miami	--	--	--	--
12/20	at New Orleans	--	--	--	--
12/27	Atlanta	--	--	--	--
01/03	L.A. Chargers	--	--	--	--
<b>TOTALS</b>		<b>87</b>	<b>57</b>	<b>144</b>	

### CHIEFS RECORD WHEN:

Having 45 or more advances	3 - 0
Having 50 or more advances	2 - 0
Having less than 45 advances	0 - 0
Having less than 50 advances	1 - 0
Allowing 45 or more advances	1 - 0
Allowing 50 or more advances	1 - 0
Allowing less than 45 advances	2 - 0
Allowing less than 50 advances	2 - 0

NOTE: Advances equal to all rushing attempts plus completions.



# SCORING DRIVES

## CHIEFS 2020 REGULAR SEASON SCORING DRIVES

DATE	OPPONENT	ACQUIRED	DRIVE START	PLAYS	YARDS	Q	TIME	FIRST DOWNS	SCORING PLAY	KC	OPP
09/10	Houston	Kickoff	KC 25	11	75	Q1	5:41	6	Q2: T. Kelce: 6-yard pass from P. Mahomes	7	7
		Punt	KC 9	16	91	Q2	9:04	7	S. Watkins: 2-yard pass from P. Mahomes	14	7
		Missed FG	KC 41	4	48	Q2	0:25	4	H. Butker: 29-yard FG	17	7
		Kickoff	KC 25	7	75	Q3	4:07	4	C. Edwards-Helaire: 27-yard run	24	7
		Interception	HOU 17	6	17	Q4	2:50	2	T. Hill: 3-yard pass from P. Mahomes	31	7
		Kickoff	HOU 20	6	19	Q4	2:08	1	H. Butker: 19-yard FG	34	20
09/20	at L.A. Chargers	Punt	KC 27	10	73	Q2	4:36	5	T. Kelce: 10-yard pass from P. Mahomes	6	7
		Kickoff	KC 25	9	35	Q3	4:56	3	H. Butker: 58-yard FG	9	17
		Interception	KC 5	6	95	Q3	2:31	3	Q4: T. Hill: 54-yard pass from P. Mahomes	17	17
		Kickoff	KC 25	12	63	Q4	2:27	5	H. Butker: 30-yard FG	20	20
		Punt	KC 21	13	39	OT	5:52	3	H. Butker: 58-yard FG	23	20
09/28	at Baltimore	Kickoff	KC 25	6	75	Q1	2:37	5	P. Mahomes: 3-yard run	6	3
		Punt	KC 32	13	68	Q1	6:20	5	Q2: A. Sherman: 5-yard pass from P. Mahomes	13	3
		Punt	KC 27	6	73	Q2	3:26	3	T. Hill: 20-yard pass from P. Mahomes	20	10
		Punt	KC 16	7	84	Q2	2:51	3	M. Hardman: 49-yard pass from P. Mahomes	27	10
		Kickoff	KC 25	13	75	Q4	6:41	6	E. Fisher: 2-yard pass from P. Mahomes	34	20
10/04	New England	--	--	--	--	--	--	--	--	--	--
10/11	Las Vegas	--	--	--	--	--	--	--	--	--	--
10/15	at Buffalo	--	--	--	--	--	--	--	--	--	--
10/25	at Denver	--	--	--	--	--	--	--	--	--	--
11/01	N.Y. Jets	--	--	--	--	--	--	--	--	--	--
11/08	Carolina	--	--	--	--	--	--	--	--	--	--
11/22	at Las Vegas	--	--	--	--	--	--	--	--	--	--
11/29	at Tampa Bay	--	--	--	--	--	--	--	--	--	--
12/06	Denver	--	--	--	--	--	--	--	--	--	--
12/13	at Miami	--	--	--	--	--	--	--	--	--	--
12/20	at New Orleans	--	--	--	--	--	--	--	--	--	--
12/27	Atlanta	--	--	--	--	--	--	--	--	--	--
01/03	L.A. Chargers	--	--	--	--	--	--	--	--	--	--
<b>AVG</b>				<b>9.1</b>	<b>62.8</b>	<b>4:09.50</b>	<b>4.1</b>				
<b>TOTALS</b>				<b>145</b>	<b>1,005</b>	<b>66:32</b>	<b>65</b>				

# OPPONENTS SCORING DRIVES

## CHIEFS OPPONENTS 2020 REGULAR SEASON SCORING DRIVES

DATE	OPPONENT	DRIVE ACQUIRED	START	PLAYS	YARDS	Q	TIME	FIRST DOWNS	SCORING PLAY	KC	OPP
09/10	Houston	Punt	HOU 20	9	80	Q1	5:12	4	D. Johnson: 19-yard run	0	7
		Kickoff	HOU 25	10	75	Q4	4:10	5	J. Akins: 19-yard pass from D. Watson	31	13
		Punt	HOU 35	7	65	Q4	2:51	4	D. Watson: 1-yard run	31	20
09/20	at L.A. Chargers	Kickoff	LAC 21	8	79	Q1	3:37	4	J. Herbert: 4-yard run	0	7
		Kickoff	LAC 29	11	71	Q2	6:21	5	J. Guyton: 14-yard pass from J. Herbert	6	14
		Punt	LAC 20	12	57	Q3	4:50	3	M. Badgley: 41-yard FG	6	17
		Kickoff	LAC 13	17	82	Q4	10:21	6	M. Badgley: 23-yard FG	17	20
09/28	at Baltimore	Kickoff	BAL 25	11	67	Q1	5:40	3	J. Tucker: 26-yard FG	0	3
		Kickoff	0	0	0	Q2	0:12	0	D. Duvernay: 93-yard run	13	10
		Fumble	BAL 21	12	55	Q3	6:43	4	J. Tucker: 42-yard FG	27	13
		Downs	KC 49	6	49	Q3	3:02	3	Q4: N. Boyle: 5-yard pass from L. Jackson	27	20
10/04	New England	--	--	--	--	--	--	--	--	--	--
10/11	Las Vegas	--	--	--	--	--	--	--	--	--	--
10/15	at Buffalo	--	--	--	--	--	--	--	--	--	--
10/25	at Denver	--	--	--	--	--	--	--	--	--	--
11/01	N.Y. Jets	--	--	--	--	--	--	--	--	--	--
11/08	Carolina	--	--	--	--	--	--	--	--	--	--
11/22	at Las Vegas	--	--	--	--	--	--	--	--	--	--
11/29	at Tampa Bay	--	--	--	--	--	--	--	--	--	--
12/06	Denver	--	--	--	--	--	--	--	--	--	--
12/13	at Miami	--	--	--	--	--	--	--	--	--	--
12/20	at New Orleans	--	--	--	--	--	--	--	--	--	--
12/27	Atlanta	--	--	--	--	--	--	--	--	--	--
01/03	L.A. Chargers	--	--	--	--	--	--	--	--	--	--
<b>AVG</b>				<b>9.4</b>	<b>61.8</b>	<b>4:49</b>		<b>3.7</b>			
<b>TOTALS</b>				<b>103</b>	<b>680</b>	<b>52:59</b>		<b>41</b>			

# THE LAST TIME

## 2020 Regular Season (As of September 29, 2020)

### PASSING

#### 40+ PASS ATTEMPTS

KC	9/28/2020	@ Baltimore	42 att.	Patrick Mahomes	
Opp	12/29/2019	vs. L.A. Chargers	46 att.	Philip Rivers	

#### 50+ PASS ATTEMPTS

KC	11/10/2019	@ Tennessee	50 att.	Patrick Mahomes	
Opp	11/18/2019	@ L.A. Chargers	52 att.	Philip Rivers	

#### 500 YARDS PASSING

KC	11/5/2000	@ Oakland	504 yards	Elvis Grbac	
Opp	12/6/1990	@ Houston Oilers	527 yards	Warren Moon	

#### 400 YARDS PASSING

KC	11/10/2019	@ Tennessee	446 yards	Patrick Mahomes	
Opp	11/19/2018	@ L.A. Rams	413 yards	Jared Goff	

#### 300 YARDS PASSING

KC	9/28/2020	@ Baltimore	385 yards	Patrick Mahomes	
Opp	9/20/2020	@ L.A. Chargers	311 yards	Justin Herbert	

#### SEVEN TOUCHDOWN PASSES

KC	* Never Has Happened *				
Opp	* Never Has Happened *				

#### SIX TOUCHDOWN PASSES

KC	11/19/2018	@ L.A. Rams	6 tds	Patrick Mahomes: (25, 21, 8, 4, 73, 10)	
Opp	* Never Has Happened *				

#### FIVE TOUCHDOWN PASSES

KC	11/19/2018	@ L.A. Rams	6 tds	Patrick Mahomes: (25, 21, 8, 4, 73, 10)	
Opp	10/8/2017	@ Houston	5 tds	Deshaun Watson: (6, 9, 48, 34, 1)	

#### FOUR TOUCHDOWN PASSES

KC	9/28/2020	@ Baltimore	4 tds	Patrick Mahomes: (5, 20, 49, 2)	
Opp	11/19/2018	@ L.A. Rams	4 tds	Jared Goff: (7, 4, 7, 40)	

#### THREE TOUCHDOWN PASSES

KC	9/28/2020	@ Baltimore	4 tds	Patrick Mahomes: (5, 20, 49, 2)	
Opp	11/3/2019	vs. Minnesota	3 tds	Kirk Cousins: (4, 16, 3)	

#### FOUR INTERCEPTIONS THROWN

KC	12/13/2009	vs. Buffalo	4 ints	Matt Cassel	
Opp	11/18/2019	@ L.A. Chargers	4 ints	Philip Rivers	

#### THREE INTERCEPTIONS THROWN

KC	11/19/2018	@ L.A. Rams	3 ints	Patrick Mahomes	
Opp	11/18/2019	@ L.A. Chargers	4 ints	Philip Rivers	

#### TWO INTERCEPTIONS THROWN

KC	11/19/2018	@ L.A. Rams	3 ints	Patrick Mahomes	
Opp	12/29/2019	vs. L.A. Chargers	2 ints	Philip Rivers	

### RUSHING

#### 300 YARDS RUSHING

KC	* Never Has Happened *				
Opp	* Never Has Happened *				

#### 200 YARDS RUSHING

KC	12/23/2012	vs. Indianapolis	226 yards	Jamaal Charles	
Opp	12/20/2009	vs. Cleveland	286 yards	Jerome Harrison	

#### 100 YARDS RUSHING

KC	9/10/2020	vs. Houston	138 yards	Clyde Edwards-Helaire	
Opp	12/1/2019	vs. Oakland	104 yards	Josh Jacobs	

#### FIVE TOUCHDOWNS RUSHING

KC	* Never Has Happened *				
Opp	12/7/2003	@ Denver	5 tds	Clinton Portis: (11, 1, 59, 28, 53)	

#### FOUR TOUCHDOWNS RUSHING

# THE LAST TIME

KC	10/24/2004	vs. Atlanta	4 tds 4 tds	Priest Holmes: (15, 2, 2, 1) Derrick Blaylock: (7, 1, 3, 2)	
Opp	12/7/2003	@ Denver	5 tds	Clinton Portis: (11, 1, 59, 28, 53)	
<b>THREE TOUCHDOWNS RUSHING</b>					
KC	9/28/2015	@ Green Bay	3 tds	Jamaal Charles: (9, 4, 7)	
Opp	9/22/2019	vs. Baltimore	3 tds	Mark Ingram II: (2, 19, 1)	
<b>TWO TOUCHDOWNS RUSHING</b>					
KC	12/29/2019	vs. L.A. Chargers	2 tds	Damien Williams: (84, 7)	
Opp	11/10/2019	@ Tennessee	2 tds	Derrick Henry: (68, 1)	
<b>TWO PLAYERS WITH TWO TD RUSHING</b>					
KC	10/24/2004	vs. Atlanta			
Opp				* Never Has Happened *	
<b>RECEIVING</b>					
<b>TWO 100-YARD RECEIVERS</b>					
KC	9/15/2019	@ Oakland	172 yards 107 yards	Demarcus Robinson Travis Kelce	
Opp	9/16/2018	@ Pittsburgh	138 yards 121 yards	Jesse James JuJu Smith-Schuster	
<b>200 YARDS RECEIVING</b>					
KC	11/19/2018	@ L.A. Rams	215 yards	Tyreek Hill	
Opp	10/19/2017	@ Oakland	210 yards	Amari Cooper	
<b>100 YARDS RECEIVING</b>					
KC	12/15/2019	vs. Denver	142 yards	Travis Kelce	
Opp	9/10/2020	vs. Houston	112 yards	Will Fuller V	
<b>FIVE TOUCHDOWN RECEPTIONS</b>					
KC				* Never Has Happened *	
Opp				* Never Has Happened *	
<b>FOUR TOUCHDOWN RECEPTIONS</b>					
KC	12/15/2013	@ Oakland	4 tds	Jamaal Charles: (49, 39, 16, 71)	
Opp	12/1/2013	vs. Denver	4 tds	Eric Decker: (41, 37, 1, 15)	
<b>THREE TOUCHDOWN RECEPTIONS</b>					
KC	9/8/2019	@ Jacksonville	3 tds	Sammy Watkins: (68, 49, 3)	
Opp	10/8/2017	@ Houston	3 tds	DeAndre Hopkins: (6, 34, 1)	
<b>TWO TOUCHDOWN RECEPTIONS</b>					
KC	12/15/2019	vs. Denver	2 tds	Tyreek Hill: (41, 5)	
Opp	10/27/2019	vs. Green Bay	2 tds	Aaron Jones: (4, 67)	
<b>TWO PLAYERS WITH TWO TD RECEPTIONS</b>					
KC	11/19/2018	@ L.A. Rams			
Opp	10/8/2017	@ Houston			
<b>COMBINED YARDS</b>					
<b>100-YARD RUSHER AND 300-YARD PASSER</b>					
KC	10/1/2018	@ Denver	121 yards 304 yards	Kareem Hunt Patrick Mahomes	
Opp	10/14/2018	@ New England	106 yards 340 yards	Sony Michel Tom Brady	
<b>100-YARD RECEIVER AND 300-YARD PASSER</b>					
KC	12/15/2019	vs. Denver	142 yards 340 yards	Travis Kelce Patrick Mahomes	
Opp	11/18/2019	@ L.A. Chargers	108 yards 353 yards	Austin Ekeler Philip Rivers	
<b>100-YARD RUSHER AND 100-YARD RECEIVER</b>					
KC	11/3/2019	vs. Minnesota	125 yards 140 yards	Damien Williams Tyreek Hill	
Opp	12/1/2019	vs. Oakland	104 yards 100 yards	Josh Jacobs Darren Waller	



# THE LAST TIME

## 100-YARD RUSHER, 300-YARD PASSER, 100-YARD RECEIVER

KC	9/7/2017	@ New England	148 yards 368 yards 133 yards	Kareem Hunt Alex Smith Tyreek Hill	
Opp	12/1/2013	vs. Denver	117 yards 403 yards 174 yards	Montee Ball Peyton Manning Eric Decker	

## DEFENSE

### INTERCEPTED PASS RETURNED FOR A TOUCHDOWN

KC	12/1/2019	vs. Oakland	46 yards	Juan Thornhill	(3:52) (Shotgun) 4-D.Carr pass short right intended for 16-T.Williams INTERCEPTED by 22-J.Thornhill at OAK 46. 22-J.Thornhill for 46 yards, TOUCHDOWN.
Opp	11/19/2018	@ L.A. Rams	25 yards	Samson Ebukam	(2:24) (Shotgun) 15-P.Mahomes pass short right intended for 84-D.Harris INTERCEPTED by 50-S.Ebukam at KC 25. 50-S.Ebukam for 25 yards, TOUCHDOWN.

### FUMBLE RETURNED FOR A TOUCHDOWN

KC	10/17/2019	@ Denver	5 yards	Reggie Ragland	(7:17) 5-J.Flacco sacked at DEN 17 for -9 yards (53-A.Hitchens). FUMBLES (53-A.Hitchens) [53-A.Hitchens], RECOVERED by KC-59-R.Ragland at DEN 5. 59-R.Ragland for 5 yards, TOUCHDOWN.
Opp	11/10/2019	@ Tennessee	53 yards	Rashaan Evans	(6:28) (Shotgun) 26-Dam.Williams up the middle to TEN 45 for -1 yards (51-D.Long). FUMBLES (51-D.Long), RECOVERED by TEN-54-R.Evans at TEN 47. 54-R.Evans for 53 yards, TOUCHDOWN.

## SAFETY SCORED

KC	11/27/2016	@ Denver	(6:20) (Shotgun) 13-T.Siemian sacked at DEN 0 for -8 yards (50-J.Houston). FUMBLES (50-J.Houston) [50-J.Houston], recovered by DEN-73-R.Okung at DEN -5. 73-R.Okung tackled in End Zone, SAFETY.		
Opp	9/16/2018	@ Pittsburgh	(12:09) 27-K.Hunt up the middle tackled in End Zone for -1 yards, SAFETY (25-A.Burns, 42-M.Burnett).		

## SHUTOUT

KC	10/23/2011	@ Oakland	Kansas City 28, Las Vegas 0		
Opp	12/16/2012	@ Oakland	Las Vegas 15, Kansas City 0		

## FOUR OR MORE INTERCEPTION GAME

KC	9/29/1985	vs. Seattle	4 int	Derron Cherry	
Opp	10/7/2001	@ Denver	4 int	Deltha O'Neal	

## THREE INTERCEPTION GAME

KC	11/27/2005	vs. New England	3 int	Greg Wesley	
Opp	10/7/2001	@ Denver	4 int	Deltha O'Neal	

## TWO INTERCEPTION GAME

KC	12/16/2017	vs. L.A. Chargers	2 int	Marcus Peters	
Opp	9/7/2014	vs. Tennessee	2 int	Jason McCourty	

## FOUR SACK GAME

KC	12/28/2014	vs. San Diego	4.0 sk	Justin Houston	
Opp	11/9/2003	vs. Cleveland	4.0 sk	Andra Davis	

## THREE SACK GAME

KC	10/28/2018	vs. Denver	3.0 sk	Dee Ford	
Opp	9/24/2017	@ L.A. Chargers	3.0 sk	Melvin Ingram III	

## TWO SACK GAME

KC	9/28/2020	@ Baltimore	2.0 sk	Chris Jones	
Opp	12/15/2019	vs. Denver	2.0 sk	Shelby Harris	

## SPECIAL TEAMS

### KICKOFF RETURNED FOR A TOUCHDOWN

KC	12/29/2019	vs. L.A. Chargers	104 yards	Mecole Hardman	1-T.Long kicks 69 yards from LAC 35 to KC -4. 17-M.Hardman for 104 yards, TOUCHDOWN.
Opp	9/28/2020	@ Baltimore	93 yards	Devin Duvernay	7-H.Butker kicks 58 yards from KC 35 to BLT 7. 13-D.Duvernay for 93 yards, TOUCHDOWN.

### PUNT RETURNED FOR A TOUCHDOWN

KC	9/9/2018	@ L.A. Chargers	91 yards	Tyreek Hill	(13:24) 8-D.Kaser punts 57 yards to KC 9, Center-47-M.Windt. 10-T.Hill for 91 yards, TOUCHDOWN.
Opp	12/9/2012	@ Cleveland	93 yards	Travis Benjamin	(15:00) (Punt formation) 2-D.Colquitt punts 41 yards to CLV 7, Center-43-T.Gafford. 80-T.Benjamin for 93 yards, TOUCHDOWN. Longest Punt Return in Cleveland Franchise History

### BLOCKED FIELD GOAL RETURNED FOR A TOUCHDOWN

KC	12/6/1987	@ Cincinnati	28 yards	Kevin Ross	
Opp	11/28/2010	@ Seattle	(5:08) 6-R.Succop 43 yard field goal is BLOCKED (93-C.Terrill), Center-43-T.Gafford, Holder-2-D.Colquitt, ball out of bounds at SEA 47. Penalty on KC-6-R.Succop, Illegal Touch Kick, declined. Play Challenged by KC and REVERSED. 6-R.Succop 43 yard field goal is BLOCKED (93-C.Terrill), Center-43-T.Gafford, Holder-2-D.Colquitt, recovered by KC-2-D.Colquitt at SEA 38. 2-D.Colquitt to SEA 38 for no gain (31-K.Chancellor). Challenge was whether FG att. passed line of scrim		

### BLOCKED PUNT RETURNED FOR A TOUCHDOWN

KC	9/13/2009	@ Baltimore	(10:09) (Punt formation) 4-S.Koch punt is BLOCKED by 47-J.McGraw, Center-70-M.Katula, RECOVERED by KC-47-J.McGraw at BLT 0. TOUCHDOWN.		
Opp	11/28/2010	@ Seattle	(3:39) 2-D.Colquitt punt is BLOCKED by 39-K.Cox, Center-43-T.Gafford, RECOVERED by SEA-29-E.Thomas at KC 10. 29-E.Thomas for 10 yards, TOUCHDOWN.		

## MADE FIELD GOAL OF 50 YARDS OR LONGER

# THE LAST TIME

KC	9/20/2020	@ L.A. Chargers	58 yards	Harrison Butker	(3:17) 7-H.Butker 58 yard field goal is GOOD, Center-41-J.Winchester, Holder-5-T.Townsend.
Opp	9/29/2019	@ Detroit	53 yards	Matt Prater	(6:24) 5-M.Prater 53 yard field goal is GOOD, Center-48-D.Muhlbach, Holder-6-S.Martin.
BLOCKED FIELD GOAL					
KC	11/10/2019	@ Tennessee	52 yards	Harrison Butker	(:03) (Field Goal formation) 7-H.Butker 52 yard field goal is BLOCKED (46-J.Kalu), Center-41-J.Winchester, Holder-2-D.Colquitt, RECOVERED by TEN-36-L.Sims at KC 47. 36-L.Sims to KC 33 for 14 yards (42-A.Sherman).
Opp	12/8/2019	@ New England	41 yards	Nick Folk	(2:06) 2-N.Folk 41 yard field goal is BLOCKED (92-T.Kpassagnon), Center-49-J.Cardona, Holder-7-J.Bailey, RECOVERED by KC-35-C.Ward at KC 35. 35-C.Ward to KC 42 for 7 yards (58-J.Collins).
BLOCKED PUNT					
KC	12/8/2019	@ New England	(5:19) 2-D.Colquitt punt is BLOCKED by 43-N.Ebner, Center-41-J.Winchester, ball out of bounds at KC 19.		
Opp	11/4/2018	@ Cleveland	(8:10) (Punt formation) 4-B.Colquitt punt is BLOCKED by 26-Dam. Williams, Center-47-C.Hughlett, ball out of bounds at CLV 21.		
MISSED POINT AFTER TOUCHDOWN ATTEMPT					
KC	9/28/2020	@ Baltimore	7-H.Butker extra point is No Good, Wide Left, Center-41-J.Winchester, Holder-5-T.Townsend.		
Opp	11/10/2019	@ Tennessee	4-R.Succop extra point is No Good, Wide Left, Center-48-B.Brinkley, Holder-6-B.Kern.		
POINT AFTER TOUCHDOWN ATTEMPT BLOCKED					
KC	12/1/2019	vs. Oakland	8-D.Carson extra point is Blocked (92-T.Kpassagnon), Center-47-T.Sieg, Holder-6-A.Cole. DEFENSIVE TWO-POINT ATTEMPT. 35-C.Ward recovered the blocked kick. ATTEMPT SUCCEEDS.		
Opp	9/20/2020	@ L.A. Chargers	7-H.Butker extra point is Blocked (99-J.Tillery), Center-41-J.Winchester, Holder-5-T.Townsend.		
SUCCESSFUL ONSIDE KICK					
KC	10/15/2017	vs. Pittsburgh	2-D.Colquitt kicks 48 yards from KC 20 to PIT 32. RECOVERED by KC-80-J.Chesson.		
Opp	10/7/2018	vs. Jacksonville	4-J.Lambo kicks onside 13 yards from JAX 35 to JAX 48. RECOVERED by JAX-4-J.Lambo. Kansas City challenged the kick touched ruling, and the play was Upheld. The ruling on the field stands. (Timeout #2.)		
FIVE FIELD GOALS					
KC	12/24/2017	vs. Miami	5 fg	Harrison Butker: (31, 32, 21, 29, 49)	
Opp	10/14/2018	@ New England	5 fg	Stephen Gostkowski: (48, 24, 39, 50, 28)	
FOUR FIELD GOALS					
KC	11/10/2019	@ Tennessee	4 fg	Harrison Butker: (30, 41, 43, 39)	
Opp	10/6/2019	vs. Indianapolis	4 fg	Adam Vinatieri: (32, 32, 31, 29)	
THREE FIELD GOALS					
KC	9/20/2020	@ L.A. Chargers	3 fg	Harrison Butker: (58, 30, 58)	
Opp	11/18/2019	@ L.A. Chargers	3 fg	Michael Badgley: (27, 26, 49)	
TEAM/MISCELLANEOUS					
500 TOTAL YARDS OF OFFENSE					
KC	9/28/2020	@ Baltimore	Kansas City 517, Baltimore 228		
Opp	10/14/2018	@ New England	New England 500, Kansas City 446		
400 TOTAL YARDS OF OFFENSE					
KC	9/28/2020	@ Baltimore	Kansas City 517, Baltimore 228		
Opp	9/20/2020	@ L.A. Chargers	L.A. Chargers 479, Kansas City 414		
TOUCHDOWN ON OFFENSE, DEFENSE AND SPECIAL TEAMS					
KC	12/4/2016	@ Atlanta	ST: (8:06) (Shotgun) S.Ware left end for 3 yards, TOUCHDOWN. ST: (7:10) A.Smith pass short left to S.Ware for 3 yards, TOUCHDOWN. DEF: (:48) (Shotgun) M.Ryan pass short right intended for T.Gabriel INTERCEPTED by E.Berry at ATL 37. E.Berry for 37 yards, TOUCHDOWN. OFF: (13:02) (Punt formation) A.Wilson right guard for 55 yards, TOUCHDOWN. OFF: (Pass formation) TWO-POINT CONVERSION ATTEMPT. M.Ryan pass to A.Hooper is incomplete. ATTEMPT FAILS. DEFENSIVE TWO-POINT ATTEMPT. E.Berry intercepted the try attempt. ATTEMPT SUCCEEDS.		
Opp	* Never Has Happened *				
MADE TWO-POINT CONVERSION					
KC	9/20/2020	@ L.A. Chargers	(Pass formation) TWO-POINT CONVERSION ATTEMPT. 15-P.Mahomes pass to 17-M.Hardman is complete. ATTEMPT SUCCEEDS.		
Opp	11/18/2019	@ L.A. Chargers	(Pass formation) TWO-POINT CONVERSION ATTEMPT. 17-P.Rivers pass to 86-H.Henry is complete. ATTEMPT SUCCEEDS.		
FAILED TWO-POINT CONVERSION					
KC	12/15/2019	vs. Denver	(Kick formation) TWO-POINT CONVERSION ATTEMPT. 2-D.Colquitt pass to 42-A.Sherman is incomplete. ATTEMPT FAILS.		
Opp	9/10/2020	vs. Houston	(Pass formation) TWO-POINT CONVERSION ATTEMPT. 4-D.Watson pass to 18-R.Cobb is incomplete. ATTEMPT FAILS.		
50 POINTS					
KC	11/19/2018	@ L.A. Rams	L.A. Rams 54, Kansas City 51		
Opp	11/19/2018	@ L.A. Rams	L.A. Rams 54, Kansas City 51		
40 POINTS					
KC	12/1/2019	vs. Oakland	Kansas City 40, Las Vegas 9		

# THE LAST TIME

Opp	11/19/2018	@ L.A. Rams	L.A. Rams 54, Kansas City 51
<b>OVERTIME WIN</b>			
KC	9/20/2020	@ L.A. Chargers	Kansas City 23, L.A. Chargers 20
Opp	11/19/2017	@ N.Y. Giants	N.Y. Giants 12, Kansas City 9
<b>OVERTIME LOSS</b>			
KC	11/19/2017	@ N.Y. Giants	N.Y. Giants 12, Kansas City 9
Opp	9/20/2020	@ L.A. Chargers	Kansas City 23, L.A. Chargers 20
<b>OVERTIME TIE</b>			
KC	11/19/1989	@ Cleveland	Kansas City 10, Cleveland 10
Opp	11/19/1989	@ Cleveland	Kansas City 10, Cleveland 10

SUPER BOWL LIV

# CHAMPIONS



**GAMEBOOKS**



# National Football League Game Summary

NFL Copyright © 2020 by The National Football League. All rights reserved. This summary and play-by-play is for the express purpose of assisting media in their coverage of the game; any other use of this material is prohibited without the written permission of the National Football League.

Date: Monday, 9/28/2020

Kansas City Chiefs at Baltimore Ravens

Start Time: 8:15 PM EDT

at M&T Bank Stadium, Baltimore, MD

## Game Day Weather

Game Weather: Mostly Cloudy

Temp: 73° F (22.8° C) Humidity: 84%, Wind: SSE 8 mph

Played Open Stadium on Turf: Natural Grass

Outdoor Weather: Partly Cloudy, Wind Chill: N/A

## Officials

Referee: Hussey, John (35)

Umpire: Ellison, Roy (81)

Down Judge: Bolinger, Brian (40)

Line Judge: Steinkerchner, Mark (84)

Field Judge: Zimmer, Steve (0)

Side Judge: Baynes, Allen (56)

Back Judge: Steed, Greg (12)

Replay Official: Stine, Kevin (0)

## Lineups

Kansas City Chiefs				Baltimore Ravens			
Offense		Defense		Offense		Defense	
WR	10 T.Hill	LDE	92 T.Kpassagnon	WR	83 W.Snead	DT	93 C.Campbell
LT	72 E.Fisher	LDT	95 C.Jones	WR	15 M.Brown	NT	98 B.Williams
LG	70 K.Osemele	RDT	91 D.Nnadi	LT	79 R.Stanley	RUSH	90 P.McPhee
C	62 A.Reiter	RDE	55 F.Clark	LG	77 B.Bozeman	SAM	99 M.Judon
RG	75 M.Remmers	LB	53 A.Hitchens	OC	68 M.Skura	MLB	48 P.Queen
RT	71 M.Schwartz	LB	54 D.Wilson	RG	74 T.Phillips	WLB	58 L.Fort
TE	87 T.Kelce	LB	56 B.Niemann	RT	78 O.Brown	LCB	24 M.Peters
WR	14 S.Watkins	LCB	38 L.Sneed	TE	86 N.Boyle	DB	44 M.Humphrey
TE	48 N.Keizer	S	22 J.Thornhill	QB	8 L.Jackson	SS	36 C.Clark
QB	15 P.Mahomes	S	32 T.Mathieu	FB	42 P.Ricard	FS	32 D.Elliott
RB	25 C.Edwards-Helaire	RCB	27 R.Fenton	RB	21 M.Ingram	RCB	22 J.Smith

## Substitutions

P 5 T.Townsend, K 7 H.Butker, WR 11 D.Robinson, WR 13 B.Pringle, WR 17 M.Hardman, WR 19 M.Kemp, CB 20 A.Hamilton, S 23 A.Watts, S 24 T.Thompson, RB 31 D.Williams, RB 34 D.Thompson, CB 35 C.Ward, LS 41 J.Winchester, FB 42 A.Sherman, LB 44 D.O'Daniel, S 49 D.Sorensen, LB 50 W.Gay, DE 51 M.Danna, DT 64 M.Pennel, G 73 N.Allegretti, TE 82 D.Yelder, DE 94 T.Charlton, DT 98 T.Wharton

## Did Not Play

QB 4 C.Henne, C 67 D.Kilgore, OL 79 Y.Durant

## Not Active

DB 29 T.Keyes, DE 52 D.Harris, DE 57 A.Okafor, G 77 A.Wylie, TE 83 R.Seals-Jones

## Substitutions

P 4 S.Koch, K 9 J.Tucker, WR 11 J.Proche, WR 13 D.Duvernay, CB 23 A.Averett, RB 27 J.Dobbins, S 28 J.Richards, CB 31 K.Dorsey, RB 35 G.Edwards, CB 38 T.Bonds, LB 40 M.Harrison, DB/LB 41 A.Levine, LB 45 J.Ferguson, LS 46 M.Cox, LB 49 C.Board, LB 50 O.Alaka, DE 53 J.Ward, LB 54 T.Bowser, T 65 P.Mekari, G 70 D.Fluker, DT 71 J.Ellis, G 72 B.Powers, WR 80 M.Boykin, TE 89 M.Andrews, DE 95 D.Wolfe

## Did Not Play

QB 3 R.Griffin

## Not Active

QB 7 T.McSorley, WR/RS 10 C.Moore, S 26 G.Stone, RB 43 J.Hill, G 67 B.Bredeson, DT 92 J.Madubuike, DT 96 B.Washington

## Field Goals (made ( ) & missed)

H.Butker	42WL	J.Tucker	(26) (42)				
		1	2	3	4	OT	Total
VISITOR:	Kansas City Chiefs	6	21	0	7	0	34
HOME:	Baltimore Ravens	3	7	3	7	0	20

## Scoring Plays

Team	Qtr	Time	Play Description (Extra Point) (Drive Info)	Visitor	Home
Ravens	1	9:20	J.Tucker 26 yd. Field Goal (11-67, 5:40)	0	3
Chiefs	1	6:43	P.Mahomes 3 yd. run (kick failed, wl) (6-75, 2:37)	6	3
Chiefs	2	12:52	A.Sherman 5 yd. pass from P.Mahomes (H.Butker kick) (13-68, 6:20)	13	3
Ravens	2	12:40	D.Duvernay 93 yd. kickoff return (J.Tucker kick) (0-0, 0:12)	13	10
Chiefs	2	6:40	T.Hill 20 yd. pass from P.Mahomes (H.Butker kick) (6-73, 3:26)	20	10
Chiefs	2	1:48	M.Hardman 49 yd. pass from P.Mahomes (H.Butker kick) (7-84, 2:51)	27	10
Ravens	3	6:13	J.Tucker 42 yd. Field Goal (12-55, 6:43)	27	13
Ravens	4	14:55	N.Boyle 5 yd. pass from L.Jackson (J.Tucker kick) (6-49, 3:02)	27	20
Chiefs	4	8:14	E.Fisher 2 yd. pass from P.Mahomes (H.Butker kick) (13-75, 6:41)	34	20

# National Football League Game Summary

NFL Copyright © 2020 by The National Football League. All rights reserved. This summary and play-by-play is for the express purpose of assisting media in their coverage of the game; any other use of this material is prohibited without the written permission of the National Football League.

Paid Attendance: 0

Time: 2:58

Kansas City Chiefs vs Baltimore Ravens  
9/28/2020 at M&T Bank Stadium

Final Individual Statistics

Kansas City Chiefs									Baltimore Ravens																			
RUSHING						RUSHING						RUSHING																
	ATT	YDS	AVG	LG	TD		ATT	YDS	AVG	LG	TD		ATT	YDS	AVG	LG	TD											
C.Edwards-Helaire	20	64	3.2	16	0	L.Jackson	9	83	9.2	30	0	G.Edwards	4	39	9.8	24	0											
P.Mahomes	4	26	6.5	12	1	M.Ingram	7	30	4.3	11	0	J.Dobbins	1	6	6.0	6	0											
T.Hill	2	25	12.5	22	0																							
D.Thompson	2	11	5.5	10	0																							
D.Williams	2	6	3.0	6	0																							
A.Sherman	1	0	0.0	0	0																							
Total	31	132	4.3	22	1	Total	21	158	7.5	30	0																	
PASSING									PASSING									PASSING										
	ATT	CMP	YDS	SK/YD	TD	LG	IN	RT		ATT	CMP	YDS	SK/YD	TD	LG	IN	RT		ATT	CMP	YDS	SK/YD	TD	LG	IN	RT		
P.Mahomes	42	31	385	0/0	4	49	0	133.5	L.Jackson	28	15	97	4/27	1	19	0	73.1		28	15	97	4/27	1	19	0	73.1		
Total	42	31	385	0/0	4	49	0	133.5	Total	28	15	97	4/27	1	19	0	73.1											
PASS RECEIVING									PASS RECEIVING									PASS RECEIVING										
	TAR	REC	YDS	AVG	LG	TD				TAR	REC	YDS	AVG	LG	TD					TAR	REC	YDS	AVG	LG	TD			
S.Watkins	8	7	62	8.9	15	0	J.Dobbins	4	4	38	9.5	19	0						4	4	38	9.5	19	0				
T.Kelce	7	6	87	14.5	29	0	M.Andrews	8	3	22	7.3	13	0						8	3	22	7.3	13	0				
T.Hill	6	5	77	15.4	33	1	M.Brown	6	2	13	6.5	7	0						6	2	13	6.5	7	0				
C.Edwards-Helaire	6	5	70	14.0	24	0	D.Duvernay	3	2	7	3.5	7	0						3	2	7	3.5	7	0				
M.Hardman	6	4	81	20.3	49	1	W.Snead	2	2	4	2.0	4	0						2	2	4	2.0	4	0				
D.Williams	2	2	1	0.5	5	0	M.Boykin	2	1	8	8.0	8	0						2	1	8	8.0	8	0				
A.Sherman	1	1	5	5.0	5	1	N.Boyle	1	1	5	5.0	5	1						1	1	5	5.0	5	1				
E.Fisher	1	1	2	2.0	2	1	M.Ingram	1	0	0	0.0	0	0						1	0	0	0.0	0	0				
D.Thompson	2	0	0	0.0	0	0																						
D.Robinson	1	0	0	0.0	0	0																						
N.Keizer	1	0	0	0.0	0	0																						
Total	41	31	385	12.4	49	4	Total	27	15	97	6.5	19	1															
INTERCEPTIONS									INTERCEPTIONS									INTERCEPTIONS										
	NO	YDS	AVG	LG	TD					NO	YDS	AVG	LG	TD						NO	YDS	AVG	LG	TD				
Total	0	0	0	0	0	Total	0	0	0	0	0	0	0	0						0	0	0	0	0	0	0	0	
PUNTING									PUNTING									PUNTING										
	NO	YDS	AVG	NET	TB	IN20	LG			NO	YDS	AVG	NET	TB	IN20	LG				NO	YDS	AVG	NET	TB	IN20	LG		
T.Townsend	1	58	58.0	42.0	0	0	58	S.Koch	3	147	49.0	46.7	0	1	50				3	147	49.0	46.7	0	1	50			
Total	1	58	58.0	42.0	0	0	58	Total	3	147	49.0	46.7	0	1	50													
PUNT RETURNS									PUNT RETURNS									PUNT RETURNS										
	NO	YDS	AVG	FC	LG	TD				NO	YDS	AVG	FC	LG	TD					NO	YDS	AVG	FC	LG	TD			
M.Hardman	1	7	7.0	1	7	0	J.Proche	1	16	16.0	0	16	0						1	16	16.0	0	16	0				
[OUT OF BOUNDS]	1	0	0.0	0	0	0																						
Total	1	7	7.0	1	7	0	Total	1	16	16.0	0	16	0															
KICKOFF RETURNS									KICKOFF RETURNS									KICKOFF RETURNS										
	NO	YDS	AVG	FC	LG	TD				NO	YDS	AVG	FC	LG	TD					NO	YDS	AVG	FC	LG	TD			
M.Hardman	1	19	19.0	0	19	0	D.Duvernay	2	119	59.5	0	93	1						2	119	59.5	0	93	1				
[TOUCHBACK]	4	0	0.0	0	0	0	[TOUCHBACK]	4	0	0.0	0	0	0						4	0	0.0	0	0	0				
Total	1	19	19.0	0	19	0	Total	2	119	59.5	0	93	1															

Kansas City Chiefs

FUMBLES	FUM	LOST	OWN-REC	YDS	TD	FORCED	OPP-REC	YDS	TD	OUT-BDS
D.Thompson	1	1	0	0	0	0	0	0	0	0
C.Jones	0	0	0	0	0	2	0	0	0	0
D.Wilson	0	0	0	0	0	1	0	0	0	0
B.Niemann	0	0	0	0	0	0	1	0	0	0
Total	1	1	0	0	0	3	1	0	0	0

Baltimore Ravens

FUMBLES	FUM	LOST	OWN-REC	YDS	TD	FORCED	OPP-REC	YDS	TD	OUT-BDS
L.Jackson	2	1	0	0	0	0	0	0	0	1
M.Andrews	1	0	0	0	0	0	0	0	0	1
C.Clark	0	0	0	0	0	1	0	0	0	0
J.Ferguson	0	0	0	0	0	0	1	0	0	0
Total	3	1	0	0	0	1	1	0	0	2

Kansas City Chiefs vs Baltimore Ravens  
9/28/2020 at M&T Bank Stadium

# Final Team Statistics

	Visitor Chiefs	Home Ravens
<b>TOTAL FIRST DOWNS</b>	29	16
By Rushing	5	8
By Passing	22	5
By Penalty	2	3
<b>THIRD DOWN EFFICIENCY</b>	10-13-77%	3-9-33%
<b>FOURTH DOWN EFFICIENCY</b>	0-2-0%	0-1-0%
<b>TOTAL NET YARDS</b>	517	228
Total Offensive Plays (inc. times thrown passing)	73	53
Average gain per offensive play	7.1	4.3
<b>NET YARDS RUSHING</b>	132	158
Total Rushing Plays	31	21
Average gain per rushing play	4.3	7.5
Tackles for a loss-number and yards	2-2	0-0
<b>NET YARDS PASSING</b>	385	70
Times thrown - yards lost attempting to pass	0-0	4-27
Gross yards passing	385	97
<b>PASS ATTEMPTS-COMPLETIONS-HAD INTERCEPTED</b>	42-31-0	28-15-0
Avg gain per pass play (inc.# thrown passing)	9.2	2.2
<b>KICKOFFS Number-In End Zone-Touchbacks</b>	6-4-4	5-4-4
<b>PUNTS Number and Average</b>	1-58.0	3-49.0
Had Blocked	0	0
<b>FGs - PATs Had Blocked</b>	0-0	0-0
<b>Net Punting Average</b>	42.0	46.7
<b>TOTAL RETURN YARDAGE (Not Including Kickoffs)</b>	7	16
No. and Yards Punt Returns	1-7	1-16
No. and Yards Kickoff Returns	1-19	2-119
No. and Yards Interception Returns	0-0	0-0
<b>PENALTIES Number and Yards</b>	6-38	6-45
<b>FUMBLES Number and Lost</b>	1-1	3-1
<b>TOUCHDOWNS</b>	5	2
Rushing	1	0
Passing	4	1
Kickoff Returns	0	1
<b>EXTRA POINTS Made-Attempts</b>	4-5	2-2
Kicking Made-Attempts	4-5	2-2
<b>FIELD GOALS Made-Attempts</b>	0-1	2-2
<b>RED ZONE EFFICIENCY</b>	3-3-100%	1-4-25%
<b>GOAL TO GO EFFICIENCY</b>	3-3-100%	1-1-100%
<b>SAFETIES</b>	0	0
<b>FINAL SCORE</b>	34	20
<b>TIME OF POSSESSION</b>	33:56	26:04



Kansas City Chiefs vs Baltimore Ravens  
9/28/2020 at M&T Bank Stadium

# Ball Possession And Drive Chart

## Kansas City Chiefs

#	Time Recd	Time Lost	Time Poss	How Ball Obtained	Drive Began	# Play	Yds Gain	Yds Pen	Net Yds	1st Down	Last Scrm	How Given Up
1	9:20	6:43	2:37	Kickoff	KC 25	6	70	5	75	5	* BLT 3	Touchdown
2	4:12	12:52	6:20	Punt	KC 32	13	72	-4	68	5	* BLT 5	Touchdown
3	12:40	11:06	1:34	Kickoff	KC 25	3	6	0	6	0	KC 31	Punt
4	10:06	6:40	3:26	Punt	KC 27	6	68	5	73	3	BLT 20	Touchdown
5	4:39	1:48	2:51	Punt	KC 16	7	89	-5	84	3	BLT 49	Touchdown
6	0:45	0:05	0:40	Fumble	KC 49	6	28	0	28	2	BLT 23	Missed FG
7	15:00	12:56	2:04	Kickoff	KC 20	4	44	15	59	2	BLT 31	Fumble
8	6:13	2:57	3:16	Kickoff	KC 25	6	24	0	24	1	KC 49	Downs
9	14:55	8:14	6:41	Kickoff	KC 25	13	75	0	75	6	* BLT 2	Touchdown
10	4:50	0:23	4:27	Downs	KC 31	10	41	0	41	2	BLT 28	Downs

(275) Average KC 28

## Baltimore Ravens

#	Time Recd	Time Lost	Time Poss	How Ball Obtained	Drive Began	# Play	Yds Gain	Yds Pen	Net Yds	1st Down	Last Scrm	How Given Up
1	15:00	9:20	5:40	Kickoff	BLT 25	11	67	0	67	3	* KC 8	Field Goal
2	6:43	4:12	2:31	Kickoff	BLT 34	3	-4	-10	-14	0	BLT 20	Punt
3	12:52	12:40	0:12	Kickoff		0	0	0	0	0		Touchdown
4	11:06	10:06	1:00	Punt	BLT 27	3	4	0	4	0	BLT 31	Punt
5	6:40	4:39	2:01	Kickoff	BLT 25	4	5	4	9	1	BLT 34	Punt
6	1:48	0:45	1:03	Kickoff	BLT 25	4	25	0	25	1	50	Fumble
7	0:05	0:00	0:05	Missed FG	BLT 32	2	0	0	0	0	BLT 32	End of Half
8	12:56	6:13	6:43	Fumble	BLT 21	12	60	-5	55	4	* KC 24	Field Goal
9	2:57	14:55	3:02	Downs	KC 49	6	49	0	49	3	* KC 5	Touchdown
10	8:14	4:50	3:24	Kickoff	BLT 25	9	24	20	44	4	* KC 31	Downs
11	0:23	0:00	0:23	Downs	BLT 29	1	-1	0	-1	0	BLT 29	End of Game

(294) Average BLT 29

\* inside opponent's 20

## Time of Possession by Quarter

Visitor	Home	1st	2nd	3rd	4th	OT	Total
Kansas City Chiefs	Baltimore Ravens	6:49	10:39	5:20	11:08		33:56
		8:11	4:21	9:40	3:52		26:04

## Kickoff Drive No.-Start Average

Chiefs: 5 - KC 24 Ravens: 5 - BLT 27

Kansas City Chiefs vs Baltimore Ravens  
9/28/2020 at M&T Bank Stadium

# Final Defensive Statistics

Kansas City Chiefs	Regular Defensive Plays												Special Teams					Misc			
	TKL	AST	COMB	SK	/ YDS	TFL	Q	IN	PD	FF	FR		TKL	AST	FF	FR	BL	TKL	AST	FF	FR
J.Thornhill	5	1	6	0	0	0	1	0	0	0	0		0	0	0	0	0	0	0	0	0
D.Sorensen	4	1	5	0	0	0	0	0	0	0	0		0	0	0	0	0	0	0	0	0
C.Jones	3	2	5	2	9	0	2	0	0	2	0		0	0	0	0	0	0	0	0	0
T.Mathieu	3	2	5	0	0	0	0	0	0	0	0		0	0	0	0	0	0	0	0	0
D.Wilson	3	1	4	0	0	0	0	0	1	1	0		0	0	0	0	0	0	0	0	0
R.Fenton	3	1	4	0	0	0	0	0	0	0	0		0	0	0	0	0	0	0	0	0
A.Hitchens	0	4	4	0	0	0	0	0	1	0	0		0	0	0	0	0	0	0	0	0
T.Thompson	2	1	3	0	0	0	0	0	0	0	0		1	0	0	0	0	0	0	0	0
B.Niemann	2	0	2	1	8	1	1	0	0	0	1		0	0	0	0	0	0	0	0	0
F.Clark	1	0	1	1	10	1	1	0	0	0	0		0	0	0	0	0	0	0	0	0
C.Ward	1	0	1	0	0	0	0	0	1	0	0		0	0	0	0	0	0	0	0	0
L.Sneed	1	0	1	0	0	0	0	0	0	0	0		0	0	0	0	0	0	0	0	0
M.Danna	1	0	1	0	0	0	0	0	0	0	0		0	0	0	0	0	0	0	0	0
D.Nnadi	0	1	1	0	0	0	0	0	0	0	0		0	0	0	0	0	0	0	0	0
T.Kpassagnon	0	1	1	0	0	0	0	0	0	0	0		0	0	0	0	0	0	0	0	0
M.Pennel	0	1	1	0	0	0	0	0	0	0	0		0	0	0	0	0	0	0	0	0
D.O'Daniel	0	0	0	0	0	0	0	0	0	0	0		1	0	0	0	0	0	0	0	0
<b>Total</b>	<b>29</b>	<b>16</b>	<b>45</b>	<b>4</b>	<b>27</b>	<b>2</b>	<b>5</b>	<b>0</b>	<b>3</b>	<b>3</b>	<b>1</b>		<b>2</b>	<b>0</b>	<b>0</b>	<b>0</b>	<b>0</b>	<b>0</b>	<b>0</b>	<b>0</b>	<b>0</b>

TKL = Tackle AST = Assist COMB = Combined QH=QB Hit IN = Interception PD = Pass Defense FF = Forced Fumble FR = Fumble Recovery

Baltimore Ravens	Regular Defensive Plays												Special Teams					Misc			
	TKL	AST	COMB	SK	/ YDS	TFL	QH	IN	PD	FF	FR		TKL	AST	FF	FR	BL	TKL	AST	FF	FR
C.Clark	6	4	10	0	0	0	0	0	0	1	0		0	0	0	0	0	0	0	0	0
B.Williams	7	0	7	0	0	1	0	0	0	0	0		0	0	0	0	0	0	0	0	0
M.Humphrey	3	3	6	0	0	0	1	0	2	0	0		0	0	0	0	0	0	0	0	0
D.Wolfe	1	5	6	0	0	0	0	0	0	0	0		0	0	0	0	0	0	0	0	0
D.Elliott	4	1	5	0	0	0	0	0	1	0	0		0	0	0	0	0	0	0	0	0
J.Smith	3	2	5	0	0	0	0	0	0	0	0		0	0	0	0	0	0	0	0	0
L.Fort	2	3	5	0	0	0	0	0	0	0	0		0	0	0	0	0	0	0	0	0
P.Queen	4	0	4	0	0	0	0	0	0	0	0		0	0	0	0	0	0	0	0	0
M.Peters	3	1	4	0	0	0	0	0	0	0	0		0	0	0	0	0	0	0	0	0
C.Campbell	2	2	4	0	0	0	0	0	1	0	0		0	0	0	0	0	0	0	0	0
M.Harrison	2	1	3	0	0	0	0	0	0	0	0		0	0	0	0	0	0	0	0	0
M.Judon	1	2	3	0	0	0	1	0	0	0	0		0	0	0	0	0	0	0	0	0
P.McPhee	2	0	2	0	0	0	1	0	0	0	0		0	0	0	0	0	0	0	0	0
T.Bowser	2	0	2	0	0	0	1	0	0	0	0		0	0	0	0	0	0	0	0	0
J.Ward	2	0	2	0	0	1	0	0	0	0	0		0	0	0	0	0	0	0	0	0
A.Averett	0	2	2	0	0	0	0	0	0	0	0		0	0	0	0	0	0	0	0	0
J.Ferguson	0	0	0	0	0	0	0	0	0	0	1		0	0	0	0	0	0	0	0	0
M.Cox	0	0	0	0	0	0	0	0	0	0	0		1	0	0	0	0	0	0	0	0
C.Board	0	0	0	0	0	0	0	0	0	0	0		1	0	0	0	0	0	0	0	0
M.Andrews	0	0	0	0	0	0	0	0	0	0	0		0	0	0	0	0	1	0	0	0
<b>Total</b>	<b>44</b>	<b>26</b>	<b>70</b>	<b>0</b>	<b>0</b>	<b>2</b>	<b>4</b>	<b>0</b>	<b>4</b>	<b>1</b>	<b>1</b>		<b>2</b>	<b>0</b>	<b>0</b>	<b>0</b>	<b>0</b>	<b>1</b>	<b>0</b>	<b>0</b>	<b>0</b>

Kansas City Chiefs vs Baltimore Ravens

9/28/2020 at M&T Bank Stadium

First Half Summary

PERIOD SCORES

Chiefs	6	21 = 27
Ravens	3	7 = 10

TIME OF POSSESSION

Chiefs	17:28
Ravens	12:32

Scoring Plays

Team	Qtr	Time	Play Description (Extra Point) (Drive Info)	Visitor	Home
Ravens	1	9:20	J.Tucker 26 yd. Field Goal (11-67, 5:40)	0	3
Chiefs	1	6:43	P.Mahomes 3 yd. run (kick failed, wl) (6-75, 2:37)	6	3
Chiefs	2	12:52	A.Sherman 5 yd. pass from P.Mahomes (H.Butker kick) (13-68, 6:20)	13	3
Ravens	2	12:40	D.Duvernay 93 yd. kickoff return (J.Tucker kick) (0-0, 0:12)	13	10
Chiefs	2	6:40	T.Hill 20 yd. pass from P.Mahomes (H.Butker kick) (6-73, 3:26)	20	10
Chiefs	2	1:48	M.Hardman 49 yd. pass from P.Mahomes (H.Butker kick) (7-84, 2:51)	27	10

	Kansas City Chiefs	Baltimore Ravens
TOTAL FIRST DOWNS	18	5
First Downs Rushing-Passing-by Penalty	3 - 14 - 1	3 - 1 - 1
THIRD DOWN EFFICIENCY	6-7-86%	2-6-33%
TOTAL NET YARDS	333	97
Total Offensive Plays	40	26
NET YARDS RUSHING	73	71
NET YARDS PASSING	260	26
Gross Yards Passing	260	35
Times thrown-yards lost attempting to pass	0-0	2-9
Pass Attempts-Completions-Had Intercepted	27 - 19 - 0	15 - 7 - 0
Punts-Number and Average	1 - 58	3 - 49
Penalties-Number and Yards	3 - 13	3 - 20
Fumbles-Number and Lost	0 - 0	3 - 1
Red Zone Efficiency	2-2-100%	0-1-0%
Average Drive Start	KC 29	BLT 28

Kansas City Chiefs

Baltimore Ravens

RUSHING	ATT	YDS	AVG	LG	TD	RUSHING	ATT	YDS	AVG	LG	TD
C.Edwards-Helaire	8	36	4.5	16	0	L.Jackson	3	41	13.7	30	0
T.Hill	1	22	22.0	22	0	M.Ingram	4	21	5.3	11	0
P.Mahomes	3	14	4.7	7	1	J.Dobbins	1	6	6.0	6	0
D.Thompson	1	1	1.0	1	0	G.Edwards	1	3	3.0	3	0
Total	13	73	5.6	22	1	Total	9	71	7.9	30	0

PASSING	ATT	CMP	YDS	SK/YD	TD	LG	IN	RT	PASSING	ATT	CMP	YDS	SK/YD	TD	LG	IN	RT
P.Mahomes	27	19	260	0/0	3	49	0	137.9	L.Jackson	15	7	35	2/9	0	13	0	53.5
Total	27	19	260	0/0	3	49	0	137.9	Total	15	7	35	2/9	0	13	0	53.5

PASS RECEIVING	TAR	REC	YDS	AVG	LG	TD	PASS RECEIVING	TAR	REC	YDS	AVG	LG	TD
S.Watkins	5	5	42	8.4	15	0	M.Andrews	6	2	18	9.0	13	0
T.Hill	5	4	64	16.0	33	1	D.Duvernay	3	2	7	3.5	7	0
T.Kelce	5	4	64	16.0	29	0	W.Snead	2	2	4	2.0	4	0
M.Hardman	4	3	74	24.7	49	1	J.Dobbins	1	1	6	6.0	6	0
C.Edwards-Helaire	2	1	15	15.0	15	0	M.Brown	2	0	0	0.0	0	0
A.Sherman	1	1	5	5.0	5	1							
D.Williams	1	1	-4	-4.0	-4	0							
D.Thompson	2	0	0	0.0	0	0							
D.Robinson	1	0	0	0.0	0	0							
Total	26	19	260	13.7	49	3	Total	14	7	35	5.0	13	0

Kansas City Chiefs

Regular Defensive Plays

Special Teams

Misc

**9/28/2020 at M&T Bank Stadium**

[illegible][illegible]

Play By Play

First Quarter

9/28/2020

KC wins the coin toss and elects to defer. BLT elects to Receive, and KC elects to defend the east goal.

H.Butker kicks 65 yards from KC 35 to end zone, Touchback.

Baltimore Ravens at 15:00

1-10-BLT 25	(15:00) (Shotgun) M.Ingram right tackle to BLT 30 for 5 yards (A.Hitchens; C.Jones).	
2-5-BLT 30	(14:19) (Shotgun) M.Ingram left end to BLT 33 for 3 yards (A.Hitchens; D.Wilson).	
3-2-BLT 33	(13:33) (Shotgun) L.Jackson right end pushed ob at KC 37 for 30 yards (J.Thornhill).	R1
<u>1-10-KC 37</u>	(12:51) (Shotgun) L.Jackson pass incomplete short middle to M.Brown.	
2-10-KC 37	(12:47) (Shotgun) L.Jackson right end ran ob at KC 32 for 5 yards (D.Sorensen).	
3-5-KC 32	(12:08) (Shotgun) J.Dobbins right end to KC 26 for 6 yards (T.Thompson; D.Sorensen).	R2
<u>1-10-KC 26</u>	(11:33) (Shotgun) M.Ingram left guard to KC 15 for 11 yards (J.Thornhill; T.Mathieu).	R3
<u>1-10-KC 15</u>	(10:52) (Shotgun) L.Jackson pass short middle to D.Duvernay to KC 8 for 7 yards (J.Thornhill). Shovel pass.	
2-3-KC 8	(10:11) (Shotgun) L.Jackson pass incomplete short right [J.Thornhill]. Throws pass away.	
3-3-KC 8	(10:06) (Shotgun) L.Jackson pass short right to W.Snead to KC 8 for no gain (T.Mathieu).	
4-3-KC 8	<b>(9:24) J.Tucker 26 yard field goal is GOOD, Center-M.Cox, Holder-S.Koch.</b>	

KC 0 BLT 3, 11 plays, 67 yards, 5:40 drive, 5:40 elapsed

J.Tucker kicks 65 yards from BLT 35 to end zone, Touchback.

Kansas City Chiefs at 9:20

1-10-KC 25	(9:20) T.Hill left end pushed ob at KC 47 for 22 yards (P.McPhee). End around play.	R1
<u>1-10-KC 47</u>	(8:39) (Shotgun) P.Mahomes pass incomplete short middle to C.Edwards-Helaire (P.Queen).	
	<i>PENALTY on BLT-J.Smith, Illegal Use of Hands, 5 yards, enforced at KC 47 - No Play.</i>	X2
<u>1-10-BLT 48</u>	(8:35) (Shotgun) C.Edwards-Helaire left guard to BLT 47 for 1 yard (C.Campbell; M.Judon).	
2-9-BLT 47	(7:59) (Shotgun) P.Mahomes pass short left to T.Kelce pushed ob at BLT 36 for 11 yards (D.Elliott).	P3
<u>1-10-BLT 36</u>	(7:23) (Shotgun) P.Mahomes pass deep right to T.Hill pushed ob at BLT 3 for 33 yards (D.Elliott).	P4
<u>1-3-BLT 3</u>	(6:50) (Shotgun) P.Mahomes pass incomplete short right to C.Edwards-Helaire.	
2-3-BLT 3	<b>(6:48) (Shotgun) P.Mahomes scrambles right end for 3 yards, TOUCHDOWN.</b>	R5
	H.Butker extra point is No Good, Wide Left, Center-J.Winchester, Holder-T.Townsend.	

KC 6 BLT 3, 6 plays, 75 yards, 1 penalty, 2:37 drive, 8:17 elapsed

H.Butker kicks 57 yards from KC 35 to BLT 8. D.Duvernay to BLT 34 for 26 yards (T.Thompson).

Baltimore Ravens at 6:43, (1st play from scrimmage 6:36)

1-10-BLT 34	(6:36) (Shotgun) L.Jackson left end to BLT 48 for 14 yards (C.Jones).	
	<i>PENALTY on BLT-N.Boyle, Tripping, 10 yards, enforced at BLT 34 - No Play.</i>	
1-20-BLT 24	(6:13) (Shotgun) L.Jackson pass short left to D.Duvernay to BLT 24 for no gain (R.Fenton).	
2-20-BLT 24	(5:27) (Shotgun) L.Jackson pass short left to M.Andrews to BLT 31 for 7 yards (D.Wilson). FUMBLES (D.Wilson), ball out of bounds at BLT 29.	
3-15-BLT 29	(4:54) (Shotgun) L.Jackson sacked at BLT 20 for -9 yards (C.Jones). FUMBLES (C.Jones) [C.Jones], ball out of bounds at BLT 20.	
4-24-BLT 20	(4:18) S.Koch punts 48 yards to KC 32, Center-M.Cox, fair catch by M.Hardman.	

Kansas City Chiefs at 4:12

1-10-KC 32	(4:12) (Shotgun) C.Edwards-Helaire left guard to KC 36 for 4 yards (B.Williams).	
2-6-KC 36	(3:35) (Shotgun) C.Edwards-Helaire left guard to KC 41 for 5 yards (M.Humphrey; C.Clark).	
3-1-KC 41	<i>(2:46) (Shotgun) PENALTY on KC-T.Hill, False Start, 4 yards, enforced at KC 41 - No Play.</i>	
3-5-KC 37	(2:26) (Shotgun) P.Mahomes pass short middle to C.Edwards-Helaire to BLT 48 for 15 yards (A.Averett; D.Wolfe).	P6
<u>1-10-BLT 48</u>	(1:44) (Shotgun) P.Mahomes pass incomplete short right to D.Thompson (M.Humphrey).	
2-10-BLT 48	(1:39) (Shotgun) P.Mahomes pass short middle to T.Kelce to BLT 37 for 11 yards (M.Humphrey; C.Clark).	P7
<u>1-10-BLT 37</u>	(:59) (Shotgun) P.Mahomes pass incomplete deep right to D.Robinson [M.Judon].	
2-10-BLT 37	(:51) (Shotgun) P.Mahomes pass short middle to T.Kelce to BLT 24 for 13 yards (T.Bowser).	P8
	<i>Penalty on BLT-J.Ward, Defensive Offside, declined.</i>	
<u>1-10-BLT 24</u>	(:28) (Shotgun) P.Mahomes pass incomplete short right to D.Thompson (C.Campbell).	
2-10-BLT 24	(:25) (Shotgun) D.Thompson right guard to BLT 23 for 1 yard (C.Campbell).	

END OF QUARTER

	Score	Time Poss	First Downs				Efficiencies	
			R	P	X	T	3 Down	4 Down
Kansas City Chiefs	6	6:49	2	5	1	8	1/1	0/0
Baltimore Ravens	3	8:11	3	0	0	3	2/4	0/0



## Second Quarter

9/28/2020

## Play By Play

Kansas City Chiefs continued.

3-9-BLT 23	(15:00) (Shotgun) P.Mahomes pass short middle to S.Watkins to BLT 8 for 15 yards (M.Peters).	P9
<u>1-8-BLT 8</u>	(14:15) (Shotgun) P.Mahomes pass short left to T.Hill to BLT 6 for 2 yards (J.Smith) [P.McPhee].	
2-6-BLT 6	(13:36) (Shotgun) C.Edwards-Helaire left tackle to BLT 5 for 1 yard (D.Wolfe).	
3-5-BLT 5	<b>(12:55) P.Mahomes pass short middle to A.Sherman for 5 yards, TOUCHDOWN. Shovel pass.</b>	P10
	H.Butker extra point is GOOD, Center-J.Winchester, Holder-T.Townsend.	

KC 13 BLT 3, 13 plays, 68 yards, 6:20 drive, 2:08 elapsed

H.Butker kicks 58 yards from KC 35 to BLT 7. D.Duvernay for 93 yards, TOUCHDOWN.

## Baltimore Ravens at 12:52

J.Tucker extra point is GOOD, Center-M.Cox, Holder-S.Koch.

KC 13 BLT 10, 0 plays, 93 yards, 0:12 drive, 2:20 elapsed

J.Tucker kicks 65 yards from BLT 35 to end zone, Touchback.

## Kansas City Chiefs at 12:40

1-10-KC 25	(12:40) C.Edwards-Helaire left tackle to KC 24 for -1 yards (B.Williams).	
2-11-KC 24	(12:01) (Shotgun) P.Mahomes pass short left to M.Hardman to KC 31 for 7 yards (A.Averett; D.Elliott).	
3-4-KC 31	(11:23) (Shotgun) P.Mahomes pass incomplete short right to T.Kelce.	
4-4-KC 31	(11:20) T.Townsend punts 58 yards to BLT 11, Center-J.Winchester. J.Proche to BLT 27 for 16 yards (D.O'Daniel).	

## Baltimore Ravens at 11:06

1-10-BLT 27	(11:06) (Shotgun) L.Jackson pass short right to W.Snead pushed ob at BLT 31 for 4 yards (L.Sneed).	
2-6-BLT 31	(10:27) (Shotgun) L.Jackson pass incomplete deep middle to M.Andrews.	
3-6-BLT 31	(10:23) (Shotgun) L.Jackson pass incomplete short middle to M.Brown.	
4-6-BLT 31	(10:18) S.Koch punts 49 yards to KC 20, Center-M.Cox. M.Hardman pushed ob at KC 27 for 7 yards (M.Cox).	

## Kansas City Chiefs at 10:06

1-10-KC 27	(10:06) (Shotgun) P.Mahomes pass short middle to T.Kelce to BLT 44 for 29 yards (M.Peters; C.Clark).	P11
<u>1-10-BLT 44</u>	(9:24) (Shotgun) P.Mahomes pass short middle to S.Watkins to BLT 39 for 5 yards (P.Queen).	
2-5-BLT 39	(8:47) (Shotgun) P.Mahomes pass incomplete short right. Pass thrown away.	
3-5-BLT 39	(8:41) (Shotgun) P.Mahomes pass short middle to M.Hardman to BLT 21 for 18 yards (M.Judon).	P12
<u>1-10-BLT 21</u>	(7:54) P.Mahomes pass short middle to D.Williams to BLT 25 for -4 yards (J.Ward).	
2-14-BLT 25	(7:11) (Shotgun) P.Mahomes sacked at BLT 31 for -6 yards (M.Judon). FUMBLES (M.Judon) [M.Judon], and recovers at BLT 31. <i>PENALTY on BLT-M.Judon, Defensive Offside, 5 yards, enforced at BLT 25 - No Play.</i>	
2-9-BLT 20	<b>(6:46) P.Mahomes pass deep right to T.Hill for 20 yards, TOUCHDOWN.</b>	P13
	H.Butker extra point is GOOD, Center-J.Winchester, Holder-T.Townsend.	

KC 20 BLT 10, 6 plays, 73 yards, 1 penalty, 3:26 drive, 8:20 elapsed

H.Butker kicks 65 yards from KC 35 to end zone, Touchback.

## Baltimore Ravens at 6:40

1-10-BLT 25	(6:40) (Shotgun) M.Ingram left end to BLT 27 for 2 yards (C.Jones).	
2-8-BLT 27	(6:00) (Shotgun) L.Jackson pass short right to N.Boyle to BLT 26 for -1 yards (J.Thornhill). <i>PENALTY on KC-L.Sneed, Defensive Holding, 4 yards, enforced at BLT 27 - No Play.</i>	X4
<u>1-10-BLT 31</u>	(5:37) (Shotgun) G.Edwards left guard to BLT 34 for 3 yards (T.Mathieu; D.Nnadi).	
2-7-BLT 34	(4:57) (Shotgun) L.Jackson pass incomplete short middle to M.Andrews (D.Wilson).	
3-7-BLT 34	(4:53) (Shotgun) L.Jackson pass incomplete short right to M.Andrews.	
4-7-BLT 34	(4:46) S.Koch punts 50 yards to KC 16, Center-M.Cox, out of bounds.	

## Kansas City Chiefs at 4:39

1-10-KC 16	(4:39) C.Edwards-Helaire left guard to KC 25 for 9 yards (C.Clark).	
2-1-KC 25	(3:58) (Shotgun) P.Mahomes pass short middle to S.Watkins to KC 35 for 10 yards (L.Fort).	P14
<u>1-10-KC 35</u>	(3:21) (Shotgun) P.Mahomes scrambles right end ran ob at KC 39 for 4 yards (B.Williams).	
2-6-KC 39	(2:49) C.Edwards-Helaire right tackle to BLT 45 for 16 yards (C.Clark).	R15
<u>1-10-BLT 45</u>	(2:09) C.Edwards-Helaire right end to BLT 44 for 1 yard (P.Queen).	

Two-Minute Warning

2-9-BLT 44	(2:00) (Shotgun) <i>PENALTY on KC-K.Osemele, False Start, 5 yards, enforced at BLT 44 - No Play.</i>	
------------	--	--

Kansas City Chiefs vs Baltimore Ravens at M&T Bank Stadium

2-14-BLT 49	(2:00) (Shotgun) P.Mahomes pass incomplete deep right to T.Hill.	
3-14-BLT 49	(1:54) (Shotgun) P.Mahomes pass deep right to M.Hardman for 49 yards, TOUCHDOWN [M.Humphrey].	P16
	H.Butker extra point is GOOD, Center-J.Winchester, Holder-T.Townsend.	

KC 27 BLT 10, 7 plays, 84 yards, 2:51 drive, 13:12 elapsed

H.Butker kicks 65 yards from KC 35 to end zone, Touchback.

Baltimore Ravens at 1:48

1-10-BLT 25	(1:48) (Shotgun) L.Jackson pass short middle to J.Dobbins to BLT 31 for 6 yards (J.Thornhill).	
2-4-BLT 31	(1:30) (No Huddle, Shotgun) L.Jackson pass short left to M.Andrews to BLT 44 for 13 yards (B.Niemann).	P5
<u>1-10-BLT 44</u>	(1:11) (No Huddle, Shotgun) L.Jackson up the middle to 50 for 6 yards (D.Sorensen).	
2-4-50	(:52) (No Huddle, Shotgun) L.Jackson sacked at BLT 43 for -7 yards (C.Jones). FUMBLES (C.Jones) [C.Jones], RECOVERED by KC-B.Niemann at KC 49. B.Niemann to KC 49 for no gain (M.Andrews).	

Kansas City Chiefs at 0:45

1-10-KC 49	(:45) (Shotgun) P.Mahomes scrambles right end pushed ob at BLT 44 for 7 yards (M.Humphrey).	
2-3-BLT 44	(:37) (Shotgun) P.Mahomes pass short middle to T.Hill to BLT 35 for 9 yards (C.Clark).	P17
	Timeout #1 by KC at 00:30.	
<u>1-10-BLT 35</u>	(:30) (Shotgun) P.Mahomes pass short middle to S.Watkins to BLT 30 for 5 yards (M.Humphrey).	
	Timeout #2 by KC at 00:21.	
2-5-BLT 30	(:21) (Shotgun) P.Mahomes pass incomplete short middle to M.Hardman.	
3-5-BLT 30	(:16) (Shotgun) P.Mahomes pass short middle to S.Watkins to BLT 23 for 7 yards (M.Humphrey).	P18
	Timeout #3 by KC at 00:09.	
<u>1-10-BLT 23</u>	(:09) H.Butker 42 yard field goal is No Good, Wide Left, Center-J.Winchester, Holder-T.Townsend.	
	Timeout #1 by BLT at 00:05.	

Baltimore Ravens at 0:05

1-10-BLT 32	(:05) (Shotgun) L.Jackson pass incomplete short middle to D.Duvernay.
2-10-BLT 32	(:03) (Shotgun) L.Jackson pass incomplete short middle to M.Andrews.

END OF QUARTER

	Score	Time Poss	First Downs				Efficiencies	
			R	P	X	T	3 Down	4 Down
Kansas City Chiefs	27	10:39	1	9	0	10	5/6	0/0
Baltimore Ravens	10	4:21	0	1	1	2	0/2	0/0

Third Quarter

9/28/2020

Play By Play

KC elects to Receive, and BLT elects to defend the West goal.

J.Tucker kicks 64 yards from BLT 35 to KC 1. M.Hardman to KC 20 for 19 yards (C.Board).

Kansas City Chiefs at 15:00, (1st play from scrimmage 14:53)

1-10-KC 20	(14:53) (Shotgun) P.Mahomes pass short left to C.Edwards-Helaire to KC 44 for 24 yards (P.Queen).	P19
<u>1-10-KC 44</u>	(14:13) (Shotgun) T.Hill right end pushed ob at KC 47 for 3 yards (P.Queen). <i>PENALTY on BLT-P.Queen, Horse Collar Tackle, 15 yards, enforced at KC 47.</i>	X20
<u>1-10-BLT 38</u>	(13:44) (Shotgun) P.Mahomes pass short left to C.Edwards-Helaire to BLT 31 for 7 yards (M.Harrison).	
2-3-BLT 31	(13:03) (Shotgun) D.Thompson left guard to BLT 20 for 11 yards (C.Clark). FUMBLES (C.Clark), RECOVERED by BLT-J.Ferguson at BLT 21.	

Baltimore Ravens at 12:56

1-10-BLT 21	(12:56) (Shotgun) L.Jackson pass incomplete short middle to M.Ingram (A.Hitchens).	
2-10-BLT 21	(12:51) (Shotgun) M.Ingram right end pushed ob at BLT 25 for 4 yards (D.Sorensen).	
3-6-BLT 25	<i>(12:12) (Shotgun) PENALTY on KC-F.Clark, Neutral Zone Infraction, 5 yards, enforced at BLT 25 - No Play.</i>	
3-1-BLT 30	<i>(12:02) (Shotgun) PENALTY on BLT-M.Skura, False Start, 5 yards, enforced at BLT 30 - No Play.</i>	
3-6-BLT 25	(11:45) (Shotgun) L.Jackson pass short middle to M.Brown to BLT 32 for 7 yards (T.Thompson).	P6
<u>1-10-BLT 32</u>	(10:58) (Shotgun) L.Jackson pass incomplete deep left to M.Brown.	
2-10-BLT 32	(10:53) (Shotgun) L.Jackson scrambles left end ran ob at 50 for 18 yards (D.Wilson).	R7
<u>1-10-50</u>	(10:11) (Shotgun) G.Edwards left tackle to KC 46 for 4 yards (T.Kpassagnon; M.Pennel).	
2-6-KC 46	(9:30) (Shotgun) G.Edwards left guard to KC 38 for 8 yards (J.Thornhill).	R8
<u>1-10-KC 38</u>	(8:55) (Shotgun) L.Jackson left end ran ob at KC 27 for 11 yards (T.Mathieu).	R9
<u>1-10-KC 27</u>	(8:16) (Shotgun) M.Ingram right guard to KC 26 for 1 yard (A.Hitchens; C.Jones).	
2-9-KC 26	(7:36) (Shotgun) L.Jackson pass incomplete deep right to M.Andrews.	
3-9-KC 26	(7:32) (Shotgun) L.Jackson pass short middle to J.Dobbins to KC 19 for 7 yards (T.Thompson).	
4-2-KC 19	<i>(6:54) (Shotgun) PENALTY on BLT-O.Brown, False Start, 5 yards, enforced at KC 19 - No Play.</i>	
4-7-KC 24	<b>(6:17) J.Tucker 42 yard field goal is GOOD, Center-M.Cox, Holder-S.Koch.</b>	

KC 27 BLT 13, 12 plays, 55 yards, 1 penalty, 6:43 drive, 8:47 elapsed

J.Tucker kicks 65 yards from BLT 35 to end zone, Touchback.

Kansas City Chiefs at 6:13

1-10-KC 25	(6:13) (Shotgun) P.Mahomes pass short middle to T.Kelce to KC 31 for 6 yards (J.Smith).	
2-4-KC 31	(5:35) (Shotgun) P.Mahomes pass short middle to S.Watkins to KC 40 for 9 yards (M.Peters).	P21
<u>1-10-KC 40</u>	(4:58) (Shotgun) C.Edwards-Helaire right guard to KC 42 for 2 yards (D.Wolfe; M.Harrison).	
2-8-KC 42	(4:17) (Shotgun) P.Mahomes pass short right to M.Hardman pushed ob at KC 49 for 7 yards (M.Peters).	
3-1-KC 49	(3:40) (Shotgun) D.Williams left guard to KC 49 for no gain (B.Williams).	
4-1-KC 49	(3:01) A.Sherman up the middle to KC 49 for no gain (C.Campbell; D.Wolfe).	

Baltimore Ravens at 2:57

1-10-KC 49	(2:57) (Shotgun) L.Jackson pass short right to M.Boykin ran ob at KC 41 for 8 yards.	
2-2-KC 41	(2:31) M.Ingram right tackle to KC 37 for 4 yards (D.Wilson).	R10
<u>1-10-KC 37</u>	(1:53) (Shotgun) L.Jackson scrambles right tackle to KC 32 for 5 yards (M.Danna).	
2-5-KC 32	(1:12) (Shotgun) G.Edwards left guard to KC 8 for 24 yards (A.Hitchens; R.Fenton).	R11
<u>1-8-KC 8</u>	(:24) (Shotgun) L.Jackson right end pushed ob at KC 5 for 3 yards (J.Thornhill).	

END OF QUARTER

	Score	Time Poss	First Downs				Efficiencies	
			R	P	X	T	3 Down	4 Down
Kansas City Chiefs	27	5:20	0	2	1	3	0/1	0/1
Baltimore Ravens	13	9:40	5	1	0	6	1/2	0/0

## Play By Play

## Fourth Quarter

9/28/2020

Baltimore Ravens continued.

2-5-KC 5 (15:00) (Shotgun) L.Jackson pass short middle to N.Boyle for 5 yards, TOUCHDOWN.

P12

J.Tucker extra point is GOOD, Center-M.Cox, Holder-S.Koch.

KC 27 BLT 20, 6 plays, 49 yards, 3:02 drive, 0:05 elapsed

J.Tucker kicks 65 yards from BLT 35 to end zone, Touchback.

## Kansas City Chiefs at 14:55

1-10-KC 25 (14:55) (Shotgun) P.Mahomes pass short left to C.Edwards-Helaire to KC 31 for 6 yards (J.Smith; M.Humphrey).

2-4-KC 31 (14:18) (Shotgun) C.Edwards-Helaire left tackle to KC 30 for -1 yards (L.Fort; D.Wolfe).

3-5-KC 30 (13:37) (Shotgun) P.Mahomes pass short left to C.Edwards-Helaire pushed ob at KC 48 for 18 yards (C.Clark).

P22

1-10-KC 48 (13:02) (Shotgun) C.Edwards-Helaire left tackle to KC 48 for no gain (J.Ward).

2-10-KC 48 (12:27) (Shotgun) P.Mahomes pass short middle to T.Hill to BLT 39 for 13 yards (J.Smith) [T.Bowser].

P23

1-10-BLT 39 (11:44) (Shotgun) P.Mahomes pass incomplete short middle to S.Watkins (M.Humphrey).

2-10-BLT 39 (11:41) (Shotgun) P.Mahomes pass incomplete deep left to M.Hardman.

3-10-BLT 39 (11:36) (Shotgun) P.Mahomes scrambles right end ran ob at BLT 27 for 12 yards (T.Bowser).

R24

1-10-BLT 27 (10:57) (Shotgun) D.Williams right tackle to BLT 21 for 6 yards (L.Fort).

2-4-BLT 21 (10:23) C.Edwards-Helaire right guard to BLT 16 for 5 yards (M.Harrison).

R25

1-10-BLT 16 (9:43) C.Edwards-Helaire left guard to BLT 13 for 3 yards (P.McPhee).

Timeout #1 by KC at 09:03.

2-7-BLT 13 (9:03) (Shotgun) P.Mahomes pass short middle to S.Watkins to BLT 2 for 11 yards (D.Elliott).

P26

1-2-BLT 2 (8:19) E.Fisher reported in as eligible. P.Mahomes pass short left to E.Fisher for 2 yards, TOUCHDOWN.

P27

H.Butker extra point is GOOD, Center-J.Winchester, Holder-T.Townsend.

KC 34 BLT 20, 13 plays, 75 yards, 6:41 drive, 6:46 elapsed

H.Butker kicks 65 yards from KC 35 to end zone, Touchback.

## Baltimore Ravens at 8:14

1-10-BLT 25 (8:14) (Shotgun) L.Jackson pass incomplete short middle to M.Ingram (A.Hitchens).

PENALTY on KC-D.Wilson, Unnecessary Roughness, 15 yards, enforced at BLT 25 - No Play.

X13

1-10-BLT 40 (8:10) (Shotgun) L.Jackson pass short middle to J.Dobbins to KC 41 for 19 yards (T.Mathieu).

P14

1-10-KC 41 (7:48) (No Huddle, Shotgun) L.Jackson pass incomplete deep right to M.Brown (C.Ward).

2-10-KC 41 (7:42) (Shotgun) L.Jackson scrambles left end pushed ob at KC 35 for 6 yards (R.Fenton).

PENALTY on KC-C.Jones, Illegal Use of Hands, 5 yards, enforced at KC 35.

X15

1-10-KC 30 (7:20) (Shotgun) L.Jackson pass short middle to J.Dobbins to KC 24 for 6 yards (R.Fenton).

2-4-KC 24 (6:57) (No Huddle, Shotgun) L.Jackson pass short middle to M.Brown to KC 18 for 6 yards (C.Ward).

P16

1-10-KC 17 (6:39) (No Huddle, Shotgun) L.Jackson pass short middle to M.Andrews to KC 13 for 4 yards (D.Sorensen).

2-6-KC 13 (6:19) (No Huddle, Shotgun) L.Jackson sacked at KC 21 for -8 yards (B.Niemann).

3-14-KC 21 (5:35) (Shotgun) L.Jackson sacked at KC 31 for -10 yards (F.Clark).

4-24-KC 31 (4:55) (Shotgun) L.Jackson pass incomplete deep left to M.Boykin.

## Kansas City Chiefs at 4:50

1-10-KC 31 (4:50) C.Edwards-Helaire right tackle to KC 34 for 3 yards (B.Williams).

Timeout #1 by BLT at 04:46.

2-7-KC 34 (4:46) (Shotgun) C.Edwards-Helaire right guard to KC 35 for 1 yard (C.Clark; L.Fort).

Timeout #2 by BLT at 04:42.

3-6-KC 35 (4:42) (Shotgun) P.Mahomes pass short middle to T.Kelce to BLT 48 for 17 yards (D.Elliott).

P28

1-10-BLT 48 (3:54) C.Edwards-Helaire left tackle to BLT 46 for 2 yards (B.Williams).

2-8-BLT 46 (3:12) (Shotgun) C.Edwards-Helaire up the middle to BLT 42 for 4 yards (B.Williams).

Timeout #3 by BLT at 03:08.

3-4-BLT 42 (3:08) (Shotgun) P.Mahomes pass short left to D.Williams to BLT 37 for 5 yards (C.Clark).

P29

1-10-BLT 37 (2:25) C.Edwards-Helaire left tackle to BLT 35 for 2 yards (C.Campbell).

Two-Minute Warning

2-8-BLT 35 (2:00) C.Edwards-Helaire right tackle to BLT 33 for 2 yards (J.Smith; D.Wolfe).

3-6-BLT 33 (1:15) (Shotgun) C.Edwards-Helaire right guard to BLT 28 for 5 yards (M.Judon; L.Fort).

Kansas City Chiefs vs Baltimore Ravens at M&T Bank Stadium

Timeout #2 by KC at 00:28.

4-1-BLT 28 (:28) P.Mahomes pass incomplete short right to N.Keizer (D.Elliott).

Baltimore Ravens at 0:23

1-10-BLT 29 (:23) L.Jackson kneels to BLT 28 for -1 yards.

END OF QUARTER

	Score	Time Poss	First Downs				Efficiencies	
			R	P	X	T	3 Down	4 Down
Kansas City Chiefs	34	11:08	2	6	0	8	4/5	0/1
Baltimore Ravens	20	3:52	0	3	2	5	0/1	0/1



# Miscellaneous Statistics Report

Kansas City Chiefs vs Baltimore Ravens  
9/28/2020 at M&T Bank Stadium

## Ten Longest Plays for Kansas City Chiefs

Yards	Qtr	Play Start	Play Description
49	2	3-14-BLT 49	(1:54) (Shotgun) P.Mahomes pass deep right to M.Hardman for 49 yards, TOUCHDOWN [M.Humphrey].
33	1	1-10-BLT 36	(7:23) (Shotgun) P.Mahomes pass deep right to T.Hill pushed ob at BLT 3 for 33 yards (D.Elliott).
29	2	1-10-KC 27	(10:06) (Shotgun) P.Mahomes pass short middle to T.Kelce to BLT 44 for 29 yards (M.Peters; C.Clark).
24	3	1-10-KC 20	(14:53) (Shotgun) P.Mahomes pass short left to C.Edwards-Helaire to KC 44 for 24 yards (P.Queen).
22	1	1-10-KC 25	(9:20) T.Hill left end pushed ob at KC 47 for 22 yards (P.McPhee). End around play.
20	2	2-9-BLT 20	(6:46) P.Mahomes pass deep right to T.Hill for 20 yards, TOUCHDOWN.
18	2	3-5-BLT 39	(8:41) (Shotgun) P.Mahomes pass short middle to M.Hardman to BLT 21 for 18 yards (M.Judon).
18	3	1-10-KC 44	(14:13) (Shotgun) T.Hill right end pushed ob at KC 47 for 3 yards (P.Queen). PENALTY on BLT-P.Queen, Horse Collar Tackle, 15 yards, enforced at KC 47.
18	4	3-5-KC 30	(13:37) (Shotgun) P.Mahomes pass short left to C.Edwards-Helaire pushed ob at KC 48 for 18 yards (C.Clark).
17	4	3-6-KC 35	(4:42) (Shotgun) P.Mahomes pass short middle to T.Kelce to BLT 48 for 17 yards (D.Elliott).

## Ten Longest Plays for Baltimore Ravens

Yards	Qtr	Play Start	Play Description
30	1	3-2-BLT 33	(13:33) (Shotgun) L.Jackson right end pushed ob at KC 37 for 30 yards (J.Thornhill).
24	3	2-5-KC 32	(1:12) (Shotgun) G.Edwards left guard to KC 8 for 24 yards (A.Hitchens; R.Fenton).
19	4	1-10-BLT 40	(8:10) (Shotgun) L.Jackson pass short middle to J.Dobbins to KC 41 for 19 yards (T.Mathieu).
18	3	2-10-BLT 32	(10:53) (Shotgun) L.Jackson scrambles left end ran ob at 50 for 18 yards (D.Wilson).
13	2	2-4-BLT 31	(1:30) (No Huddle, Shotgun) L.Jackson pass short left to M.Andrews to BLT 44 for 13 yards (B.Niemann).
11	1	1-10-KC 26	(11:33) (Shotgun) M.Ingram left guard to KC 15 for 11 yards (J.Thornhill; T.Mathieu).
11	3	1-10-KC 38	(8:55) (Shotgun) L.Jackson left end ran ob at KC 27 for 11 yards (T.Mathieu).
11	4	2-10-KC 41	(7:42) (Shotgun) L.Jackson scrambles left end pushed ob at KC 35 for 6 yards (R.Fenton).
8	3	2-6-KC 46	(9:30) (Shotgun) G.Edwards left guard to KC 38 for 8 yards (J.Thornhill).
8	3	1-10-KC 49	(2:57) (Shotgun) L.Jackson pass short right to M.Boykin ran ob at KC 41 for 8 yards.

## Touchdown Scoring Information

		Offense	Defense	Special Teams
<b>VISITOR</b>	Kansas City Chiefs	5	0	0
<b>HOME</b>	Baltimore Ravens	1	0	1

## Player Scoring Information

Club	Player	TD	Rush TD	Rec TD	KO TD	Punt TD	Int TD	Fum TD	Misc TD	FG	XP	2Pt Rush	2Pt Rec	Sfty	Points
KC	P.Mahomes	0	1	0	0	0	0	0	0	0	0	0	0	0	6
KC	T.Hill	0	0	1	0	0	0	0	0	0	0	0	0	0	6
KC	M.Hardman	0	0	1	0	0	0	0	0	0	0	0	0	0	6
KC	A.Sherman	0	0	1	0	0	0	0	0	0	0	0	0	0	6
KC	E.Fisher	0	0	1	0	0	0	0	0	0	0	0	0	0	6
KC	H.Butker	0	0	0	0	0	0	0	0	0	4	0	0	0	4
BLT	J.Tucker	0	0	0	0	0	0	0	0	2	2	0	0	0	8
BLT	N.Boyle	0	0	1	0	0	0	0	0	0	0	0	0	0	6
BLT	D.Duvernay	0	0	0	1	0	0	0	0	0	0	0	0	0	6

## Possession Detail

	First Half		Second Half		Game	
	Visitor	Home	Visitor	Home	Visitor	Home
Largest Lead	17	3	14	0	17	3
Drives Leading	5	0	4	0	9	0
Time of Possession Leading	14:51	0:00	16:28	0:00	31:19	0:00
Largest Deficit	-3	-17	0	-14	-3	-17
Drives Trailing	1	6	0	4	1	10
Time of Possession Trailing	2:37	6:52	0:00	13:32	2:37	20:24
Times Score Tied Up		0		0		0
Lead Changes		2		0		2

# Playtime Percentage

*Percent of playtime per player on offense, defense and special teams*

**Kansas City Chiefs**

**Offense      Defense      Special Teams**

**Baltimore Ravens**

**Offense      Defense      Special Teams**

SUPER BOWL LIV

# CHAMPIONS



**INDIVIDUAL PLAYER STATISTICS**

# UPDATED PLAYER BIOS



**CHAD  
HENNE**

**QUARTERBACK #4**  
**MICHIGAN**

**13<sup>TH</sup>** YEAR IN  
THE NFL

**3<sup>RD</sup>** YEAR WITH  
THE CHIEFS

HEIGHT: 6'3"  
WEIGHT: 222  
DRAFTED: UFA-18  
BIRTHDAY: 2/7/85



## CHAD HENNE'S NFL REGULAR SEASON PASSING STATISTICS

DATE	TEAM	GP	GS	ATT.	CMP.	PCT.	YDS	AVG.	TD	INT.	LG	SK	LST	RATE
2008	Dolphins	3	0	12	7	58.3	67	5.6	0	0	19	0	0	74.0
2009	Dolphins	14	13	451	274	60.8	2,878	6.4	12	14	67	26	176	75.2
2010	Dolphins	15	14	490	301	61.4	3,301	6.7	15	19	57t	30	178	75.4
2011	Dolphins	4	4	112	64	57.1	868	7.8	4	4	41	11	67	79.0
2012	Jaguars	10	6	308	166	53.9	2,084	6.8	11	11	81t	28	169	72.2
2013	Jaguars	15	13	503	305	60.6	3,241	6.4	13	14	62t	38	243	76.5
2014	Jaguars	3	3	78	42	53.8	492	6.3	3	1	63t	16	105	80.7
2015	Jaguars	0	0	0	0	0.0	0	0.0	0	0	0	0	0	0.0
2016	Jaguars	1	0	0	0	0.0	0	0.0	0	0	0	0	0	0.0
2017	Jaguars	2	0	2	0	0.0	0	0.0	0	0	0	0	0	39.6
2018	Chiefs	1	0	3	2	66.7	29	9.7	0	0	22	0	0	97.9
2019	Chiefs	0	0	0	0	0.0	0	0.0	0	0	0	0	0	0.0
2020	Chiefs	0	0	0	0	0.0	0	0.0	0	0	0	0	0	0.0
<b>TOTALS</b>		<b>68</b>	<b>53</b>	<b>1,959</b>	<b>1,161</b>	<b>59.3</b>	<b>12,960</b>	<b>6.6</b>	<b>58</b>	<b>63</b>	<b>81t</b>	<b>149</b>	<b>938</b>	<b>75.5</b>

## CHAD HENNE'S NFL REGULAR SEASON RUSHING STATISTICS

DATE	TEAM	NO.	YDS.	AVG.	LG	TD
2008	Dolphins	0	0	0.0	0	0
2009	Dolphins	16	32	2.0	12	1
2010	Dolphins	35	52	1.5	10	0
2011	Dolphins	15	112	7.5	20	1
2012	Jaguars	19	64	3.4	15	1
2013	Jaguars	27	77	2.9	14	0
2014	Jaguars	4	25	6.3	12	0
2015	Jaguars	0	0	0.0	0	0
2016	Jaguars	1	-2	-2.0	0	0
2017	Jaguars	5	-5	-1.0	0	0
2018	Chiefs	1	3	3.0	3	0
2019	Chiefs	0	0	0.0	0	0
2020	Chiefs	0	0	0.0	0	0
<b>TOTALS</b>		<b>123</b>	<b>358</b>	<b>2.9</b>	<b>20</b>	<b>3</b>

## 2020 GAME-BY-GAME REGULAR SEASON STATISTICS (CHIEFS)

		PASSING												RUSHING						
DATE	OPPONENT	P/S	ATT	CMP	YDS	PCT	Y/A	Y/C	TD	INT	LG	SK/YD	RATE	ATT	YDS	LG	TD	W/L	SCORE	
09/10	Texans																	W	34-20	
09/20	at Chargers																	W	23-20+	
09/28	at Ravens																	W	34-20	
2020 TOTALS		0-0	0	0	0	0.0	0.0	0.0	0	0	0	0/0	0.0	0	0	0	0	3-0		

+ - Overtime



# UPDATED PLAYER BIOS



## TOMMY TOWNSEND

**PUNTER #5**  
**FLORIDA**

**ROOKIE**

HEIGHT: 6'2"  
WEIGHT: 176  
DRAFTED: CFA-20  
BIRTHDAY: 11/12/96



### TOMMY TOWNSEND'S NFL REGULAR SEASON PUNTING STATISTICS

DATE	TEAM	GP	NO.	YDS.	AVG.	OPP. RET.	YDS.	NET YDS.	AVG.	TB	IN20	LG	BK
2020	Chiefs	3	9	415	46.1	3	38	337	37.4	2	3	58	0
<b>NFL TOTALS</b>		<b>3</b>	<b>9</b>	<b>415</b>	<b>46.1</b>	<b>3</b>	<b>38</b>	<b>337</b>	<b>37.4</b>	<b>2</b>	<b>3</b>	<b>58</b>	<b>0</b>

### 2020 GAME-BY-GAME REGULAR SEASON STATISTICS (CHIEFS)

DATE	OPPONENT		NO.	YDS.	AVG.	OPP. RET.	YDS.	NET YDS.	AVG	TB	IN20	LG	BK	W/L	SCORE
09/10	Texans	P	3	136	45.3	1	19	97	32.3	1	1	54	0	W	34-20
09/20	at Chargers	P	5	221	44.2	1	3	198	39.6	1	2	55	0	W	23-20+
09/28	at Ravens	P	1	58	58.0	1	16	42	42.0	0	0	58	0	W	34-20
<b>2020 TOTALS</b>		<b>3</b>	<b>9</b>	<b>415</b>	<b>46.1</b>	<b>3</b>	<b>38</b>	<b>337</b>	<b>37.4</b>	<b>2</b>	<b>3</b>	<b>58</b>	<b>0</b>	<b>3-0</b>	

+ - Overtime




## HARRISON BUTKER

**KICKER #7**  
**GEORGIA TECH**

**4<sup>TH</sup>** YEAR IN THE NFL

**4<sup>TH</sup>** YEAR WITH THE CHIEFS

HEIGHT: 6'4"  
WEIGHT: 205  
DRAFTED: FA-17  
BIRTHDAY: 7/14/95



### HARRISON BUTKER'S NFL REGULAR SEASON KICKING STATISTICS

DATE	TEAM	GP	FGM	FGA	PCT.	LG	XP	XPA	PCT.	BLK	PTS
2017	Panthers	0	0	0	0.0	0	0	0	0.0	0	0
Went from Carolina to Kansas City.											
2017	Chiefs	13	38	42	90.5	53	28	28	100.0	0	142
2017	<b>TOTAL</b>	<b>13</b>	<b>38</b>	<b>42</b>	<b>90.5</b>	<b>53</b>	<b>28</b>	<b>28</b>	<b>100.0</b>	<b>0</b>	<b>142</b>
2018	Chiefs	16	24	27	88.9	54	65	69	94.2	0	137
2019	Chiefs	16	34	38	89.5	56	45	48	93.8	1	147
2020	Chiefs	3	5	6	83.3	58	8	10	80.0	0	23
<b>NFL TOTALS</b>		<b>48</b>	<b>101</b>	<b>113</b>	<b>89.4</b>	<b>58</b>	<b>146</b>	<b>155</b>	<b>94.2</b>	<b>1</b>	<b>449</b>



# UPDATED PLAYER BIOS

## HARRISON BUTKER'S NFL REGULAR SEASON FIELD-GOAL ACCURACY STATISTICS

DATE	TEAM	1-19	PCT.	20-29	PCT.	30-39	PCT.	40-49	PCT.	50+	PCT.
2017	Panthers	0-0	0.0	0-0	0.0	0-0	0.0	0-0	0.0	0-0	0.0
Went from <b>Carolina</b> to <b>Kansas City</b> .											
2017	Chiefs	0-0	0.0	8-8	100.0	16-17	94.1	10-12	83.3	4-5	80.0
2017	<b>TOTAL</b>	<b>0-0</b>	<b>0.0</b>	<b>8-8</b>	<b>100.0</b>	<b>16-17</b>	<b>94.1</b>	<b>10-12</b>	<b>83.3</b>	<b>4-5</b>	<b>80.0</b>
2018	Chiefs	0-0	0.0	9-9	100.0	7-7	100.0	6-7	85.7	2-4	50.0
2019	Chiefs	0-0	0.0	9-9	100.0	9-10	90.0	13-13	100.0	3-6	50.0
2020	Chiefs	1-1	100.0	1-1	100.0	1-1	100.0	0-1	0.0	2-2	100.0
<b>NFL TOTALS</b>		<b>1-1</b>	<b>100.0</b>	<b>27-27</b>	<b>100.0</b>	<b>33-35</b>	<b>94.3</b>	<b>29-33</b>	<b>87.9</b>	<b>11-17</b>	<b>64.7</b>

## 2020 GAME-BY-GAME REGULAR SEASON STATISTICS (CHIEFS)

DATE	OPPONENT		FIELD GOALS				EXTRA POINTS				PTS	W/L	SCORE
			FGM	FGA	PCT	LG	XP	XPA	PCT	BLK			
09/10	Texans	P	2	2	100.0	29	4	4	100.0	0	10	W	34-20
09/20	at Chargers	P	3	3	100.0	58	0	1	0.0	1	9	W	23-20+
09/28	at Ravens	P	0	1	0.0	0	4	5	80.0	0	4	W	34-20
<b>2020 TOTALS</b>			<b>3</b>	<b>5</b>	<b>60.0</b>	<b>58</b>	<b>8</b>	<b>10</b>	<b>80.0</b>	<b>1</b>	<b>23</b>	<b>3-0</b>	

+ - Overtime



# TYREEK HILL

**WIDE RECEIVER #10**  
**WEST ALABAMA**

**5TH** YEAR IN THE NFL

**5TH** YEAR WITH THE CHIEFS

HEIGHT: 5'10"

WEIGHT: 185

DRAFTED: D5B-16

BIRTHDAY: 1/3/94



## TYREEK HILL'S NFL REGULAR SEASON RUSHING/RECEIVING STATISTICS

DATE	TEAM	GP	GS	RECEIVING					RUSHING				
				NO.	YDS.	AVG.	LG	TD	NO.	YDS.	AVG.	LG	TD
2016	Chiefs	16	1	61	593	9.7	49	6	24	267	11.1	70t	3
2017	Chiefs	15	13	75	1,183	15.8	79t	7	17	59	3.5	16	0
2018	Chiefs	16	16	87	1,479	17.0	75t	12	22	151	6.9	33	1
2019	Chiefs	12	12	58	860	14.8	57t	7	8	23	2.9	5	0
2020	Chiefs	3	3	15	222	14.8	54t	3	3	34	11.3	22	0
<b>NFL TOTALS</b>		<b>62</b>	<b>45</b>	<b>296</b>	<b>4,337</b>	<b>14.7</b>	<b>79t</b>	<b>35</b>	<b>74</b>	<b>534</b>	<b>7.2</b>	<b>70t</b>	<b>4</b>

## TYREEK HILL'S NFL REGULAR SEASON RETURN STATISTICS


KICKOFF RETURNS							PUNT RETURNS					
DATE	TEAM	RET.	YDS.	AVG.	LG	TD	NO.	FC	YDS.	AVG.	LG	TD
2016	Chiefs	14	384	27.4	86t	1	39	8	592	15.2	95t	2
2017	Chiefs	0	0	0.0	0	0	25	9	204	8.2	82t	1
2018	Chiefs	0	0	0.0	0	0	20	3	213	10.7	91t	1
2019	Chiefs	0	0	0.0	0	0	1	0	0	0.0	0	0
2020	Chiefs	0	0	0.0	0	0	0	0	0	0.0	0	0
NFL TOTALS		14	384	27.4	86t	1	85	20	1,009	11.9	95t	4

# UPDATED PLAYER BIOS

## 2020 GAME-BY-GAME REGULAR SEASON STATISTICS (CHIEFS)

DATE	OPPONENT	P/S	RECEIVING					RUSHING					W/L	SCORE
			NO.	YDS.	AVG.	LG	TD	NO.	YDS.	AVG.	LG	TD		
09/10	Texans	S	5	46	9.2	15	1	0	0	0.0	0	0	W	34-20
09/20	at Chargers	S	5	99	19.8	54t	1	1	9	9.0	9	0	W	23-20+
09/28	at Ravens	S	5	77	15.4	33	1	2	25	12.5	22	0	W	34-20
<b>2020 TOTALS</b>		<b>3-3</b>	<b>15</b>	<b>222</b>	<b>14.8</b>	<b>54t</b>	<b>3</b>	<b>3</b>	<b>34</b>	<b>11.3</b>	<b>22</b>	<b>0</b>	<b>3-0</b>	

+ - Overtime



# DEMARCUS ROBINSON

**WIDE RECEIVER #11**  
FLORIDA

**5<sup>TH</sup>** YEAR IN THE NFL

**5<sup>TH</sup>** YEAR WITH THE CHIEFS

HEIGHT: 6'1"  
 WEIGHT: 203  
 DRAFTED: D4C-16  
 BIRTHDAY: 9/21/94



## DEMARCUS ROBINSON'S NFL REGULAR SEASON RUSHING/RECEIVING STATISTICS

DATE	TEAM	GP	GS	RECEIVING					RUSHING				
				NO.	YDS.	AVG.	LG	TD	NO.	YDS.	AVG.	LG	TD
2016	Chiefs	16	0	0	0	0.0	0	0	0	0	0.0	0	0
2017	Chiefs	16	8	21	212	10.1	33	0	0	0	0.0	0	0
2018	Chiefs	16	5	22	288	13.1	89t	4	0	0	0.0	0	0
2019	Chiefs	16	10	32	449	14.0	44t	4	0	0	0.0	0	0
2020	Chiefs	3	0	6	48	8.0	14	0	0	0	0.0	0	0
<b>NFL TOTALS</b>		<b>67</b>	<b>23</b>	<b>81</b>	<b>997</b>	<b>12.3</b>	<b>89t</b>	<b>8</b>	<b>0</b>	<b>0</b>	<b>0.0</b>	<b>0</b>	<b>0</b>

## DEMARCUS ROBINSON'S NFL REGULAR SEASON RETURN STATISTICS

KICKOFF RETURNS							PUNT RETURNS					
DATE	TEAM	RET.	YDS.	AVG.	LG	TD	NO.	FC	YDS.	AVG.	LG	TD
2016	Chiefs	0	0	0.0	0	0	0	0	0	0.0	0	0
2017	Chiefs	0	0	0.0	0	0	1	1	-4	-4.0	0	0
2018	Chiefs	0	0	0.0	0	0	1	0	0	0.0	0	0
2019	Chiefs	0	0	0.0	0	0	0	0	0	0.0	0	0
2020	Chiefs	0	0	0.0	0	0	0	0	0	0.0	0	0
NFL TOTALS		0	0	0.0	0	0	2	1	-4	-2.0	0	0

## 2020 GAME-BY-GAME REGULAR SEASON STATISTICS (CHIEFS)

DATE	OPPONENT	P/S	RECEIVING					RUSHING					W/L	SCORE
			NO.	YDS.	AVG.	LG	TD	NO.	YDS.	AVG.	LG	TD		
09/10	Texans	P	3	20	6.7	9	0	0	0	0.0	0	0	W	34-20
09/20	at Chargers	P	3	28	9.3	14	0	0	0	0.0	0	0	W	23-20+
09/28	at Ravens	P	0	0	0.0	0	0	0	0	0.0	0	0	W	34-20
<b>2020 TOTALS</b>		<b>3-0</b>	<b>6</b>	<b>48</b>	<b>8.0</b>	<b>14</b>	<b>0</b>	<b>0</b>	<b>0</b>	<b>0.0</b>	<b>0</b>	<b>0</b>	<b>3-0</b>	

+ - Overtime

# UPDATED PLAYER BIOS




## BYRON PRINGLE

**WIDE RECEIVER #13**  
**KANSAS STATE**

**3RD** YEAR IN  
THE NFL

**3RD** YEAR WITH  
THE CHIEFS

HEIGHT: 6'1"  
WEIGHT: 203  
DRAFTED: CFA-18  
BIRTHDAY: 11/17/93



### BYRON PRINGLE'S NFL REGULAR SEASON RUSHING/RECEIVING STATISTICS

DATE	TEAM	GP	GS	RECEIVING					RUSHING				
				NO.	YDS.	AVG.	LG	TD	NO.	YDS.	AVG.	LG	TD
2018	Chiefs	0	0	0	0	0.0	0	0	0	0	0.0	0	0
2019	Chiefs	16	0	12	170	14.2	28	1	0	0	0.0	0	0
2020	Chiefs	3	0	0	0	0.0	0	0	0	0	0.0	0	0
<b>NFL TOTALS</b>		<b>19</b>	<b>0</b>	<b>12</b>	<b>170</b>	<b>14.2</b>	<b>28</b>	<b>1</b>	<b>0</b>	<b>0</b>	<b>0.0</b>	<b>0</b>	<b>0</b>

### 2020 GAME-BY-GAME REGULAR SEASON STATISTICS (CHIEFS)

DATE	OPPONENT	P/S	RECEIVING					RUSHING					W/L	SCORE
			NO.	YDS.	AVG.	LG	TD	NO.	YDS.	AVG.	LG	TD		
09/10	Texans	P	0	0	0.0	0	0	0	0	0.0	0	0	W	34-20
09/20	at Chargers	P	0	0	0.0	0	0	0	0	0.0	0	0	W	23-20+
09/28	at Ravens	P	0	0	0.0	0	0	0	0	0.0	0	0	W	34-20
<b>2020 TOTALS</b>		<b>3-0</b>	<b>0</b>	<b>0</b>	<b>0.0</b>	<b>0</b>	<b>0</b>	<b>0</b>	<b>0</b>	<b>0.0</b>	<b>0</b>	<b>0</b>	<b>3-0</b>	

+ - Overtime



## SAMMY WATKINS

**WIDE RECEIVER #14**  
**CLEMSON**

**7TH** YEAR IN  
THE NFL

**3RD** YEAR WITH  
THE CHIEFS

HEIGHT: 6'1"  
WEIGHT: 211  
DRAFTED: UFA-18  
BIRTHDAY: 6/14/93





# UPDATED PLAYER BIOS

## SAMMY WATKINS' NFL REGULAR SEASON RUSHING/RECEIVING STATISTICS

DATE	TEAM	GP	GS	RECEIVING					RUSHING				
				NO.	YDS.	AVG.	LG	TD	NO.	YDS.	AVG.	LG	TD
2014	Bills	16	16	65	982	15.1	84	6	2	8	4.0	5	0
2015	Bills	13	13	60	1,047	17.5	63	9	1	1	1.0	1	0
2016	Bills	8	8	28	430	15.4	62	2	0	0	0.0	0	0
2017	Rams	15	14	39	593	15.2	67t	8	0	0	0.0	0	0
2018	Chiefs	10	9	40	519	13.0	50	3	5	52	10.4	31	0
2019	Chiefs	14	13	52	673	12.9	68t	3	2	12	6.0	11	0
2020	Chiefs	3	3	15	155	10.3	19	1	1	3	3.0	3	0
<b>NFL TOTALS</b>		<b>79</b>	<b>76</b>	<b>299</b>	<b>4,399</b>	<b>14.7</b>	<b>84</b>	<b>32</b>	<b>11</b>	<b>76</b>	<b>6.9</b>	<b>31</b>	<b>0</b>

## 2020 GAME-BY-GAME REGULAR SEASON STATISTICS (CHIEFS)

DATE	OPPONENT	P/S	RECEIVING					RUSHING					W/L	SCORE
			NO.	YDS.	AVG.	LG	TD	NO.	YDS.	AVG.	LG	TD		
09/10	Texans	S	7	82	11.7	19	1	1	3	3.0	3	0	W	34-20
09/20	at Chargers	S	1	11	11.0	11	0	0	0	0.0	0	0	W	23-20+
09/28	at Ravens	S	7	62	8.9	15	0	0	0	0.0	0	0	W	34-20
<b>2020 TOTALS</b>		<b>3-3</b>	<b>15</b>	<b>155</b>	<b>10.3</b>	<b>19</b>	<b>1</b>	<b>1</b>	<b>3</b>	<b>3.0</b>	<b>3</b>	<b>0</b>	<b>3-0</b>	

+ - Overtime



# PATRICK MAHOMES

**QUARTERBACK #15**  
**TEXAS TECH**

**4<sup>TH</sup> YEAR IN THE NFL**

**4<sup>TH</sup> YEAR WITH THE CHIEFS**

HEIGHT: 6'3"  
WEIGHT: 230  
DRAFTED: D1-17  
BIRTHDAY: 9/17/95



## PATRICK MAHOMES' NFL REGULAR SEASON PASSING STATISTICS

DATE	TEAM	GP	GS	ATT.	CMP.	PCT.	YDS	AVG.	TD	INT.	LG	SK	LST	RATE
2017	Chiefs	1	1	35	22	62.9	284	8.1	0	1	51	2	15	76.4
2018	Chiefs	16	16	580	383	66.0	5,097	8.8	50	12	89t	26	171	113.8
2019	Chiefs	14	14	484	319	65.9	4,031	8.3	26	5	83t	17	127	105.3
2020	Chiefs	3	3	121	82	67.8	898	7.4	9	0	54t	2	21	114.3
<b>TOTALS</b>		<b>34</b>	<b>34</b>	<b>1,220</b>	<b>806</b>	<b>66.1</b>	<b>10,310</b>	<b>8.5</b>	<b>85</b>	<b>18</b>	<b>89t</b>	<b>47</b>	<b>334</b>	<b>109.4</b>

## PATRICK MAHOMES' NFL REGULAR SEASON RUSHING STATISTICS

DATE	TEAM	NO.	YDS.	AVG.	LG	TD
2017	Chiefs	7	10	1.4	5	0
2018	Chiefs	60	272	4.5	28	2
2019	Chiefs	43	218	5.1	25	2
2020	Chiefs	10	80	8.0	21	1
<b>TOTALS</b>		<b>120</b>	<b>580</b>	<b>4.8</b>	<b>28</b>	<b>5</b>

# UPDATED PLAYER BIOS

## 2020 GAME-BY-GAME REGULAR SEASON STATISTICS (CHIEFS)

			PASSING											RUSHING					
DATE	OPPONENT	P/S	ATT	CMP	YDS	PCT	Y/A	Y/C	TD	INT	LG	SK/YD	RATE	ATT	YDS	LG	TD	W/L	SCORE
09/10	Texans	S	32	24	211	75.0	6.6	8.8	3	0	19	1/8	123.3	0	0	0	0	W	34-20
09/20	at Chargers	S	47	27	302	57.4	6.4	11.2	2	0	54t	1/13	90.9	6	54	21	0	W	23-20+
09/28	at Ravens	S	42	31	385	73.8	9.2	12.4	4	0	49t	0/0	133.5	4	26	12	1	W	34-20
2020 TOTALS		3-3	121	82	898	67.8	7.4	11.0	9	0	54t	2/21	114.3	10	80	21	1	3-0	

+ - Overtime

## 300-YARD PASSING GAMES (19): REGULAR SEASON

DATE	TEAM	NO.	YDS.	AVG.	LG	TD
09/16/18	at Steelers	23	326	14.2	40	6
09/23/18	49ERS	24	314	13.1	42	3
10/01/18	at Broncos	28	304	10.9	35	1
10/07/18	JAGUARS	22	313	14.2	40	0
10/14/18	at Patriots	23	352	15.3	75t	4
10/21/18	BENGALS	28	358	12.8	50	4
10/28/18	BRONCOS	24	303	12.6	40	4
11/04/18	at Browns	23	375	16.3	50t	3
11/19/18	at Rams	33	478	14.5	73t	6
12/09/18	RAVENS	35	377	10.8	48	2
09/08/19	at Jaguars	25	378	15.1	68t	3
09/15/19	at Raiders	30	443	14.8	44t	4
09/22/19	RAVENS	27	374	13.9	83t	3
09/29/19	at Lions	24	315	13.1	33	0
10/06/19	COLTS	22	321	14.6	31	1
11/10/19	at Titans	36	446	12.4	63t	3
12/15/19	BRONCOS	27	340	12.6	41t	2
09/20/20	at Chargers	27	302	11.2	54t	2
09/28/20	at Ravens	31	385	12.4	49t	4

## 300-YARD PASSING GAMES (1): POSTSEASON

DATE	TEAM	NO.	YDS.	AVG.	LG	TD
01/12/20	TEXANS	23	321	14.0	48	5



# MECOLE HARDMAN

**WIDE RECEIVER #17**  
GEORGIA

**2<sup>ND</sup> YEAR IN THE NFL**

**2<sup>ND</sup> YEAR WITH THE CHIEFS**

HEIGHT: 5'10"  
WEIGHT: 187  
DRAFTED: D2A-19  
BIRTHDAY: 12/3/98



## MECOLE HARDMAN'S NFL REGULAR SEASON RUSHING/RECEIVING STATISTICS

DATE	TEAM	GP	GS	RECEIVING					RUSHING				
				NO.	YDS.	AVG.	LG	TD	NO.	YDS.	AVG.	LG	TD
2019	Chiefs	16	5	26	538	20.7	83t	6	4	17	4.3	9	0
2020	Chiefs	3	1	7	117	16.7	49t	1	1	3	3.0	3	0
<b>NFL TOTALS</b>		<b>19</b>	<b>6</b>	<b>33</b>	<b>655</b>	<b>19.8</b>	<b>83t</b>	<b>7</b>	<b>5</b>	<b>20</b>	<b>4.0</b>	<b>9</b>	<b>0</b>



# UPDATED PLAYER BIOS


## MECOLE HARDMAN'S NFL REGULAR SEASON RETURN STATISTICS

DATE	TEAM	KICKOFF RETURNS					PUNT RETURNS					
		RET.	YDS.	AVG.	LG	TD	NO.	FC	YDS.	AVG.	LG	TD
2019	Chiefs	27	704	26.1	104t	1	18	6	167	9.3	36	0
2020	Chiefs	3	70	23.3	31	0	2	4	23	11.5	16	0
<b>NFL TOTALS</b>		<b>30</b>	<b>774</b>	<b>25.8</b>	<b>104t</b>	<b>1</b>	<b>20</b>	<b>10</b>	<b>190</b>	<b>9.5</b>	<b>36</b>	<b>0</b>

## 2020 GAME-BY-GAME REGULAR SEASON STATISTICS (CHIEFS)

DATE	OPPONENT	P/S	RECEIVING					RUSHING					W/L	SCORE
			NO.	YDS.	AVG.	LG	TD	NO.	YDS.	AVG.	LG	TD		
09/10	Texans	P	1	6	6.0	6	0	0	0	0.0	0	0	W	34-20
09/20	at Chargers	S	2	30	15.0	22	0	1	3	3.0	3	0	W	23-20+
09/28	at Ravens	P	4	81	20.3	49t	1	0	0	0.0	0	0	W	34-20
<b>2020 TOTALS</b>		<b>3-1</b>	<b>7</b>	<b>117</b>	<b>16.7</b>	<b>49t</b>	<b>1</b>	<b>1</b>	<b>3</b>	<b>3.0</b>	<b>3</b>	<b>0</b>	<b>3-0</b>	

+ - Overtime




# MARCUS KEMP

**WIDE RECEIVER #19**  
HAWAII

**3<sup>RD</sup>** YEAR IN THE NFL

**4<sup>TH</sup>** YEAR WITH THE CHIEFS

HEIGHT: 6'4"  
WEIGHT: 210  
DRAFTED: CFA-17  
BIRTHDAY: 8/14/95



## MARCUS KEMP'S NFL REGULAR SEASON RUSHING/RECEIVING STATISTICS

DATE	TEAM	GP	GS	RECEIVING					RUSHING				
				NO.	YDS.	AVG.	LG	TD	NO.	YDS.	AVG.	LG	TD
2017	Chiefs	1	0	0	0	0.0	0	0	0	0	0.0	0	0
2018	Chiefs	16	0	1	7	7.0	7	0	0	0	0.0	0	0
2019	Chiefs	0	0	0	0	0.0	0	0	0	0	0.0	0	0
2020	Chiefs	3	0	0	0	0.0	0	0	0	0	0.0	0	0
<b>NFL TOTALS</b>		<b>20</b>	<b>0</b>	<b>1</b>	<b>7</b>	<b>7.0</b>	<b>7</b>	<b>0</b>	<b>0</b>	<b>0</b>	<b>0.0</b>	<b>0</b>	<b>0</b>

## 2020 GAME-BY-GAME REGULAR SEASON STATISTICS (CHIEFS)

DATE	OPPONENT	P/S	RECEIVING					RUSHING					W/L	SCORE
			NO.	YDS.	AVG.	LG	TD	NO.	YDS.	AVG.	LG	TD		
09/10	Texans	P	0	0	0.0	0	0	0	0	0.0	0	0	W	34-20
09/20	at Chargers	P	0	0	0.0	0	0	0	0	0.0	0	0	W	23-20+
09/28	at Ravens	P	0	0	0.0	0	0	0	0	0.0	0	0	W	34-20
<b>2020 TOTALS</b>		<b>3-0</b>	<b>0</b>	<b>0</b>	<b>0.0</b>	<b>0</b>	<b>0</b>	<b>0</b>	<b>0</b>	<b>0.0</b>	<b>0</b>	<b>0</b>	<b>3-0</b>	

+ - Overtime

# UPDATED PLAYER BIOS



## ANTONIO HAMILTON

**CORNERBACK #20**  
SOUTH CAROLINA STATE

**5TH** YEAR IN  
THE NFL

**1ST** YEAR WITH  
THE CHIEFS

HEIGHT: 6'0"  
WEIGHT: 195  
DRAFTED: FA-20  
BIRTHDAY: 1/24/93



### ANTONIO HAMILTON'S NFL REGULAR SEASON DEFENSIVE STATISTICS

				TACKLES								INTERCEPTIONS					O. FUMB			ST					MISC	
DATE	TEAM	GP	GS	TK	S	A	TFL	YDS	SK	YDS	QBH	NO	YDS	LG	TD	PD	FF	FR	YDS	TK	S	A	FF	FR	S	A
2016	Raiders	4	0	3	3	0	0	0	0.0	0.0	0	0	0	0	0	0	0	0	0	1	0	1	0	0	0	0
2017	Raiders	8	0	9	9	0	0	0	0.0	0.0	0	0	0	0	0	0	0	0	0	2	2	0	0	0	0	0
2018	Giants	13	0	0	0	0	0	0	0.0	0.0	0	0	0	0	0	0	0	0	0	6	5	1	0	0	0	0
2019	Giants	16	2	12	8	4	0	0	0.0	0.0	0	0	0	0	0	4	0	0	0	5	4	1	0	0	0	0
2020	Chiefs	3	0	3	3	0	0	0	0.0	0.0	0	0	0	0	0	0	0	0	0	0	0	0	0	0	0	0
NFL TOTALS		44	2	27	23	4	0	0	0.0	0.0	0	0	0	0	0	4	0	0	0	14	11	3	0	0	0	0

### 2020 GAME-BY-GAME REGULAR SEASON STATISTICS (CHIEFS)

			TACKLES							INTERCEPTIONS					O. FUMB			ST				MISC					
DATE	OPPONENT	P/S	TK	S	A	SK	YDS	TFL	YDS	QBH	NO	YDS	LG	TD	PD	FF	FR	YDS	TK	S	A	FF	FR	S	A	W/L	SCORE
09/10	Texans	P	3	3	0	0.0	0.0	0	0	0	0	0	0	0	0	0	0	0	0	0	0	0	0	0	0	W	34-20
09/20	at Chargers	P	0	0	0	0.0	0.0	0	0	0	0	0	0	0	0	0	0	0	0	0	0	0	0	0	0	W	23-20+
09/28	at Ravens	P	0	0	0	0.0	0.0	0	0	0	0	0	0	0	0	0	0	0	0	0	0	0	0	0	0	W	34-20
2020 TOTALS		3-0	3	3	0	0.0	0.0	0	0	0	0	0	0	0	0	0	0	0	0	0	0	0	0	0	0	3-0	

+ - Overtime



## JUAN THORNHILL

**SAFETY #22**  
VIRGINIA

**2ND** YEAR IN  
THE NFL

**2ND** YEAR WITH  
THE CHIEFS

HEIGHT: 6'0"  
WEIGHT: 205  
DRAFTED: D2B-19  
BIRTHDAY: 10/19/95



### JUAN THORNHILL'S NFL REGULAR SEASON DEFENSIVE STATISTICS

				TACKLES								INTERCEPTIONS					O. FUMB			ST					MISC	
DATE	TEAM	GP	GS	TK	S	A	TFL	YDS	SK	YDS	QBH	NO	YDS	LG	TD	PD	FF	FR	YDS	TK	S	A	FF	FR	S	A
2019	Chiefs	16	16	57	41	16	0	0	0.0	0.0	0	3	46	46t	1	5	0	0	0	1	1	0	0	0	0	0
2020	Chiefs	3	3	11	7	4	0	0	0.0	0.0	1	0	0	0	0	0	0	0	0	0	0	0	0	0	0	0
NFL TOTALS		19	19	68	48	20	0	0	0.0	0.0	1	3	46	46t	1	5	0	0	0	1	1	0	0	0	0	0




# UPDATED PLAYER BIOS

## 2020 GAME-BY-GAME REGULAR SEASON STATISTICS (CHIEFS)

			TACKLES							INTERCEPTIONS					O. FUMB			ST				MISC					
DATE	OPPONENT	P/S	TK	S	A	SK	YDS	TFL	YDS	QBH	NO	YDS	LG	TD	PD	FF	FR	YDS	TK	S	A	FF	FR	S	A	W/L	SCORE
09/10	Texans	S	1	1	0	0.0	0.0	0	0	0	0	0	0	0	0	0	0	0	0	0	0	0	0	0	0	W	34-20
09/20	at Chargers	S	4	1	3	0.0	0.0	0	0	0	0	0	0	0	0	0	0	0	0	0	0	0	0	0	0	W	23-20+
09/28	at Ravens	S	6	5	1	0.0	0.0	0	0	1	0	0	0	0	0	0	0	0	0	0	0	0	0	0	0	W	34-20
2020 TOTALS		3-3	11	7	4	0.0	0.0	0	0	1	0	0	0	0	0	0	0	0	0	0	0	0	0	0	0	3-0	

+ - Overtime




# ARMANI WATTS

**SAFETY #23**  
TEXAS A&M

**3<sup>RD</sup>** YEAR IN THE NFL

**3<sup>RD</sup>** YEAR WITH THE CHIEFS

HEIGHT: 5'11"  
WEIGHT: 205  
DRAFTED: D4-18  
BIRTHDAY: 3/19/96




## ARMANI WATTS' NFL REGULAR SEASON DEFENSIVE STATISTICS

				TACKLES								INTERCEPTIONS					O. FUMB			ST					MISC	
DATE	TEAM	GP	GS	TK	S	A	TFL	YDS	SK	YDS	QBH	NO	YDS	LG	TD	PD	FF	FR	YDS	TK	S	A	FF	FR	S	A
2018	Chiefs	5	0	2	1	1	1	10	1.0	10.0	2	0	0	0	0	1	0	0	0	3	2	1	0	0	0	0
2019	Chiefs	16	0	7	5	2	1	7	1.0	7.0	1	0	0	0	0	0	0	0	0	10	8	2	0	0	0	0
2020	Chiefs	3	0	0	0	0	0	0	0.0	0.0	0	0	0	0	0	0	0	0	0	0	0	0	0	0	0	0
NFL TOTALS		24	0	9	6	3	2	17	2.0	17.0	3	0	0	0	0	1	0	0	0	13	10	3	0	0	0	0

## 2020 GAME-BY-GAME REGULAR SEASON STATISTICS (CHIEFS)

			TACKLES							INTERCEPTIONS					O. FUMB			ST				MISC					
DATE	OPPONENT	P/S	TK	S	A	SK	YDS	TFL	YDS	QBH	NO	YDS	LG	TD	PD	FF	FR	YDS	TK	S	A	FF	FR	S	A	W/L	SCORE
09/10	Texans	P	0	0	0	0.0	0.0	0	0	0	0	0	0	0	0	0	0	0	0	0	0	0	0	0	0	W	34-20
09/20	at Chargers	P	0	0	0	0.0	0.0	0	0	0	0	0	0	0	0	0	0	0	0	0	0	0	0	0	0	W	23-20+
09/28	at Ravens	P	0	0	0	0.0	0.0	0	0	0	0	0	0	0	0	0	0	0	0	0	0	0	0	0	0	W	34-20
2020 TOTALS		3-0	0	0	0	0.0	0.0	0	0	0	0	0	0	0	0	0	0	0	0	0	0	0	0	0	0	3-0	

+ - Overtime




# TEDRIC THOMPSON

**SAFETY #24**  
COLORADO

**4<sup>TH</sup>** YEAR IN THE NFL

**1<sup>ST</sup>** YEAR WITH THE CHIEFS

HEIGHT: 6'0"  
WEIGHT: 204  
DRAFTED: FA-20  
BIRTHDAY: 1/20/95



# UPDATED PLAYER BIOS

## TEDRIC THOMPSON'S NFL REGULAR SEASON DEFENSIVE STATISTICS

				TACKLES								INTERCEPTIONS					O. FUMB			ST					MISC		
DATE	TEAM	GP	GS	TK	S	A	TFL	YDS	SK	YDS	QBH	NO	YDS	LG	TD	PD	FF	FR	YDS	TK	S	A	FF	FR	S	A	
2017	Seahawks	9	0	0	0	0	0	0	0.0	0.0	0	0	0	0	0	0	0	0	0	4	2	2	0	2	0	0	
2018	Seahawks	14	10	52	38	14	0	0	0.0	0.0	0	1	0	0	0	3	0	0	0	5	3	2	1	0	0	0	
2019	Seahawks	6	6	19	9	10	0	0	0.0	0.0	0	2	18	18	0	2	0	0	0	0	0	0	0	0	0	0	
2020	Chiefs	3	0	8	6	2	0	0	0.0	0.0	0	0	0	0	0	0	0	0	0	1	1	0	0	0	0	0	
NFL TOTALS		32	16	79	53	26	0	0	0.0	0.0	0	3	18	18	0	5	0	0	0	10	6	4	1	2	0	0	

## 2020 GAME-BY-GAME REGULAR SEASON STATISTICS (CHIEFS)

			TACKLES							INTERCEPTIONS					O. FUMB			ST					MISC				
DATE	OPPONENT	P/S	TK	S	A	SK	YDS	TFL	YDS	QBH	NO	YDS	LG	TD	PD	FF	FR	YDS	TK	S	A	FF	FR	S	A	W/L	SCORE
09/10	Texans	P	2	2	0	0.0	0.0	0	0	0	0	0	0	0	0	0	0	0	0	0	0	0	0	0	0	W	34-20
09/20	at Chargers	P	3	2	1	0.0	0.0	0	0	0	0	0	0	0	0	0	0	0	0	0	0	0	0	0	0	W	23-20+
09/28	at Ravens	P	3	2	1	0.0	0.0	0	0	0	0	0	0	0	0	0	0	0	1	1	0	0	0	0	0	W	34-20
2020 TOTALS		3-0	8	6	2	0.0	0.0	0	0	0	0	0	0	0	0	0	0	0	1	1	0	0	0	0	0	3-0	

+ - Overtime



# CLYDE EDWARDS-HELAIRE

**RUNNING BACK #25**  
LSU

**ROOKIE**

HEIGHT: 5'8"  
WEIGHT: 209  
DRAFTED: D1-20  
BIRTHDAY: 11/4/99



## CLYDE EDWARDS-HELAIRE'S NFL REGULAR SEASON RUSHING/RECEIVING STATISTICS

DATE	TEAM	GP	GS	RUSHING					RECEIVING				
				NO.	YDS.	AVG.	LG	TD	NO.	YDS.	AVG.	LG	TD
2020	Chiefs	3	3	55	240	4.4	27t	1	11	102	9.3	24	0
<b>NFL TOTALS</b>		<b>3</b>	<b>3</b>	<b>55</b>	<b>240</b>	<b>4.4</b>	<b>27t</b>	<b>1</b>	<b>11</b>	<b>102</b>	<b>9.3</b>	<b>24</b>	<b>0</b>

## 2020 GAME-BY-GAME REGULAR SEASON STATISTICS (CHIEFS)

DATE	OPPONENT	P/S	RUSHING					RECEIVING					W/L	SCORE
			NO.	YDS.	AVG.	LG	TD	NO.	YDS.	AVG.	LG	TD		
09/10	Texans	S	25	138	5.5	27t	1	0	0	0.0	0	0	W	34-20
09/20	at Chargers	S	10	38	3.8	17	0	6	32	5.3	10	0	W	23-20+
09/28	at Ravens	S	20	64	3.2	16	0	5	70	14.0	24	0	W	34-20
<b>2020 TOTALS</b>		<b>3-3</b>	<b>55</b>	<b>240</b>	<b>4.4</b>	<b>27t</b>	<b>1</b>	<b>11</b>	<b>102</b>	<b>9.3</b>	<b>24</b>	<b>0</b>	<b>3-0</b>	

+ - Overtime





## RASHAD FENTON

**CORNERBACK #27**  
SOUTH CAROLINA

**2<sup>ND</sup>** YEAR IN THE NFL

**2<sup>ND</sup>** YEAR WITH THE CHIEFS

HEIGHT: 5'11"  
WEIGHT: 188  
DRAFTED: D6A-19  
BIRTHDAY: 2/17/97



### RASHAD FENTON'S NFL REGULAR SEASON DEFENSIVE STATISTICS

				TACKLES								INTERCEPTIONS						O. FUMB			ST					MISC	
DATE	TEAM	GP	GS	TK	S	A	TFL	YDS	SK	YDS	QBH	NO	YDS	LG	TD	PD	FF	FR	YDS	TK	S	A	FF	FR	S	A	
2019	Chiefs	12	0	12	9	3	0	0	0.0	0.0	1	1	0	0	0	4	0	0	0	3	2	1	1	0	0	0	
2020	Chiefs	3	2	9	7	2	0	0	0.0	0.0	0	0	0	0	0	0	0	0	0	0	0	1	0	0	0	0	
NFL TOTALS		15	2	21	16	5	0	0	0.0	0.0	1	1	0	0	0	4	0	0	0	3	2	1	1	0	0	0	

### 2020 GAME-BY-GAME REGULAR SEASON STATISTICS (CHIEFS)

			TACKLES							INTERCEPTIONS					O. FUMB			ST				MISC					
DATE	OPPONENT	P/S	TK	S	A	SK	YDS	TFL	YDS	QBH	NO	YDS	LG	TD	PD	FF	FR	YDS	TK	S	A	FF	FR	S	A	W/L	SCORE
09/10	Texans	P	2	2	0	0.0	0.0	0	0	0	0	0	0	0	0	0	0	0	0	0	0	0	0	0	0	W	34-20
09/20	at Chargers	S	3	2	1	0.0	0.0	0	0	0	0	0	0	0	0	0	0	0	0	0	0	0	0	0	0	W	23-20+
09/28	at Ravens	S	4	3	1	0.0	0.0	0	0	0	0	0	0	0	0	0	0	0	0	0	0	0	0	0	0	W	34-20
2020 TOTALS		3-2	9	7	2	0.0	0.0	0	0	0	0	0	0	0	0	0	0	0	0	0	0	0	0	0	0	3-0	

+ - Overtime



## BOPETE KEYES

**CORNERBACK #29**  
TULANE

**ROOKIE**

HEIGHT: 6'1"  
WEIGHT: 200  
DRAFTED: D7-20  
BIRTHDAY: 9/11/97



### BOPETE KEYES' NFL REGULAR SEASON DEFENSIVE STATISTICS

				TACKLES								INTERCEPTIONS						O. FUMB			ST					MISC		
DATE	TEAM	GP	GS	TK	S	A	TFL	YDS	SK	YDS	QBH	NO	YDS	LG	TD	PD	FF	FR	YDS	TK	S	A	FF	FR	S	A		
2020	Chiefs	1	0	0	0	0	0	0	0.0	0.0	0	0	0	0	0	0	0	0	0	0	0	0	0	0	0	0		
NFL TOTALS		1	0	0	0	0	0	0	0.0	0.0	0	0	0	0	0	0	0	0	0	0	0	0	0	0	0	0		




# UPDATED PLAYER BIOS

## 2020 GAME-BY-GAME REGULAR SEASON STATISTICS (CHIEFS)

			TACKLES							INTERCEPTIONS					O. FUMB			ST				MISC					
DATE	OPPONENT	P/S	TK	S	A	SK	YDS	TFL	YDS	QBH	NO	YDS	LG	TD	PD	FF	FR	YDS	TK	S	A	FF	FR	S	A	W/L	SCORE
09/10	Texans		INACTIVE																			W	34-20				
09/20	at Chargers	P	0	0	0	0.0	0.0	0	0	0	0	0	0	0	0	0	0	0	0	0	0	0	0	0	0	W	23-20+
09/28	at Ravens		INACTIVE																			W	34-20				
2020 TOTALS		1-0	0	0	0	0.0	0.0	0	0	0	0	0	0	0	0	0	0	0	0	0	0	0	0	0	0	3-0	

+ - Overtime



# DARREL WILLIAMS

**RUNNING BACK #31**  
LSU

**3<sup>RD</sup> YEAR IN THE NFL**

**3<sup>RD</sup> YEAR WITH THE CHIEFS**

HEIGHT: 5'11"  
WEIGHT: 224  
DRAFTED: CFA-18  
BIRTHDAY: 4/15/95



## DARREL WILLIAMS' NFL REGULAR SEASON RUSHING/RECEIVING STATISTICS

DATE	TEAM	GP	GS	RUSHING					RECEIVING				
				NO.	YDS.	AVG.	LG	TD	NO.	YDS.	AVG.	LG	TD
2018	Chiefs	6	0	13	44	3.4	8	0	3	27	9.0	11t	1
2019	Chiefs	12	0	41	141	3.4	41	3	15	167	11.1	52	1
2020	Chiefs	3	0	9	29	3.2	7	0	5	20	4.0	12	0
<b>NFL TOTALS</b>		<b>21</b>	<b>0</b>	<b>63</b>	<b>214</b>	<b>3.4</b>	<b>41</b>	<b>3</b>	<b>23</b>	<b>214</b>	<b>9.3</b>	<b>52</b>	<b>2</b>

## 2020 GAME-BY-GAME REGULAR SEASON STATISTICS (CHIEFS)

DATE	OPPONENT	P/S	RUSHING					RECEIVING					W/L	SCORE
			NO.	YDS.	AVG.	LG	TD	NO.	YDS.	AVG.	LG	TD		
09/10	Texans	P	7	23	3.3	7	0	2	7	3.5	6	0	W	34-20
09/20	at Chargers	P	0	0	0.0	0	0	1	12	12.0	12	0	W	23-20+
09/28	at Ravens	P	2	6	3.0	6	0	2	1	0.5	5	0	W	34-20
<b>2020 TOTALS</b>			<b>9</b>	<b>29</b>	<b>3.2</b>	<b>7</b>	<b>0</b>	<b>5</b>	<b>20</b>	<b>4.0</b>	<b>12</b>	<b>0</b>	<b>3-0</b>	

+ - Overtime



# TYRANN MATHIEU

**SAFETY #32**  
LSU

**8<sup>TH</sup> YEAR IN THE NFL**

**2<sup>ND</sup> YEAR WITH THE CHIEFS**

HEIGHT: 5'9"  
WEIGHT: 190  
DRAFTED: UFA-19  
BIRTHDAY: 5/13/92



# UPDATED PLAYER BIOS

## TYRANN MATHIEU'S NFL REGULAR SEASON DEFENSIVE STATISTICS

DATE	TEAM	GP	GS	TK	S	A	TACKLES				QBH	INTERCEPTIONS					O. FUMB			ST					MISC	
							TFL	YDS	SK	YDS		NO	YDS	LG	TD	PD	FF	FR	YDS	TK	S	A	FF	FR	S	A
2013	Cardinals	13	11	67	64	3	6	19	1.0	10.0	3	2	7	7	0	9	1	0	0	1	1	0	0	0	0	0
2014	Cardinals	13	6	38	35	3	2	5	0.0	0.0	4	1	9	9	0	4	0	1	9	0	0	0	0	0	0	0
2015	Cardinals	14	14	89	80	9	11	26	1.0	9.0	3	5	92	33t	1	17	1	0	0	0	0	0	0	0	0	0
2016	Cardinals	10	10	35	33	2	3	17	1.0	11.0	1	1	9	5	0	4	1	0	0	0	0	0	0	0	0	0
2017	Cardinals	16	16	74	66	8	6	14	1.0	3.0	4	2	16	15	0	7	1	0	0	4	4	0	0	0	0	0
2018	Texans	16	16	89	70	19	5	25	3.0	20.0	4	2	6	6	0	8	0	1	10	0	0	0	0	0	0	0
2019	Chiefs	16	16	75	63	12	3	24	2.0	14.0	2	4	70	35	0	12	0	0	0	0	0	0	0	0	0	0
2020	Chiefs	3	3	18	10	8	0	0	0.0	0.0	2	0	0	0	0	1	0	0	0	0	0	0	0	0	0	0
NFL TOTALS		101	92	485	421	64	36	130	9.0	67.0	23	17	209	35	1	62	4	2	19	5	5	0	0	0	0	0

## 2020 GAME-BY-GAME REGULAR SEASON STATISTICS (CHIEFS)

			TACKLES									INTERCEPTIONS					O. FUMB			ST					MISC			
DATE	OPPONENT	P/S	TK	S	A	SK	YDS	TFL	YDS	QBH	NO	YDS	LG	TD	PD	FF	FR	YDS	TK	S	A	FF	FR	S	A	W/L	SCORE	
09/10	Texans	S	8	6	2	0.0	0.0	0	0	1	0	0	0	0	0	0	0	0	0	0	0	0	0	0	0	W	34-20	
09/20	at Chargers	S	5	1	4	0.0	0.0	0	0	1	0	0	0	0	1	0	0	0	0	0	0	0	0	0	0	W	23-20+	
09/28	at Ravens	S	5	3	2	0.0	0.0	0	0	0	0	0	0	0	0	0	0	0	0	0	0	0	0	0	0	W	34-20	
2020 TOTALS		3-3	18	10	8	0.0	0.0	0	0	2	0	0	0	0	1	0	0	0	0	0	0	0	0	0	0	3-0		
+ - Overtime																												

+ - Overtime



# DARWIN THOMPSON

**RUNNING BACK #34**  
UTAH STATE

**2<sup>ND</sup>** YEAR IN THE NFL

**2<sup>ND</sup>** YEAR WITH THE CHIEFS

HEIGHT: 5'8"  
WEIGHT: 200  
DRAFTED: D6B-19  
BIRTHDAY: 2/12/97



## DARWIN THOMPSON'S NFL REGULAR SEASON RUSHING/RECEIVING STATISTICS

DATE	TEAM	GP	GS	RUSHING					RECEIVING				
				NO.	YDS.	AVG.	LG	TD	NO.	YDS.	AVG.	LG	TD
2019	Chiefs	12	0	37	128	3.5	12	1	9	43	4.8	19	0
2020	Chiefs	3	0	6	32	5.3	14	0	0	0	0.0	0	0
NFL TOTALS		15	0	43	160	3.7	14	1	9	43	4.8	19	0

## DARWIN THOMPSON'S NFL REGULAR SEASON RETURN STATISTICS

KICKOFF RETURNS							PUNT RETURNS					
DATE	TEAM	RET.	YDS.	AVG.	LG	TD	NO.	FC	YDS.	AVG.	LG	TD
2019	Chiefs	1	27	27.0	27	0	0	0	0	0.0	0	0
2020	Chiefs	0	0	0.0	0	0	0	0	0	0.0	0	0
NFL TOTALS		1	27	27.0	27	0	0	0	0	0.0	0	0

## 2020 GAME-BY-GAME REGULAR SEASON STATISTICS (CHIEFS)

DATE	OPPONENT	P/S	RUSHING					RECEIVING					W/L	SCORE
			NO.	YDS.	AVG.	LG	TD	NO.	YDS.	AVG.	LG	TD		
09/10	Texans	P	0	0	0.0	0	0	0	0	0.0	0	0	W	34-20
09/20	at Chargers	P	4	21	5.3	14	0	0	0	0.0	0	0	W	23-20+
09/28	at Ravens	P	2	11	5.5	10	0	0	0	0.0	0	0	W	34-20
2020 TOTALS		3-0	6	32	5.3	14	0	0	0	0.0	0	0	3-0	

+ - Overtime





## CHARVARIUS WARD

**CORNERBACK #35**  
**MIDDLE TENNESSEE STATE**

**3<sup>RD</sup>** YEAR IN THE NFL

**3<sup>RD</sup>** YEAR WITH THE CHIEFS

HEIGHT: 6'1"  
WEIGHT: 198  
DRAFTED: T (DAL)-18  
BIRTHDAY: 5/16/96



### CHARVARIUS WARD'S NFL REGULAR SEASON DEFENSIVE STATISTICS

				TACKLES								INTERCEPTIONS					O. FUMB			ST					MISC		
DATE	TEAM	GP	GS	TK	S	A	TFL	YDS	SK	YDS	QBH	NO	YDS	LG	TD	PD	FF	FR	YDS	TK	S	A	FF	FR	S	A	
2018	Chiefs	13	2	18	17	1	0	0	0.0	0.0	0	0	0	0	0	3	0	0	0	12	9	3	0	0	0	0	
2019	Chiefs	16	16	74	56	18	0	0	0.0	0.0	0	2	10	10	0	10	1	0	0	0	0	0	0	0	0	0	
2020	Chiefs	2	1	2	2	0	0	0	0.0	0.0	0	0	0	0	0	1	0	0	0	0	0	0	0	0	0	0	
NFL TOTALS		31	19	94	75	19	0	0	0.0	0.0	0	2	10	10	0	14	1	0	0	12	9	3	0	0	0	0	

### 2020 GAME-BY-GAME REGULAR SEASON STATISTICS (CHIEFS)

			TACKLES							INTERCEPTIONS							O. FUMB			ST					MISC			
DATE	OPPONENT	P/S	TK	S	A	SK	YDS	TFL	YDS	QBH	NO	YDS	LG	TD	PD	FF	FR	YDS	TK	S	A	FF	FR	S	A	W/L	SCORE	
09/10	Texans	S	1	1	0	0.0	0.0	0	0	0	0	0	0	0	0	0	0	0	0	0	0	0	0	0	0	W	34-20	
09/20	at Chargers		INACTIVE																								W	23-20+
09/28	at Ravens	P	1	1	0	0.0	0.0	0	0	0	0	0	0	0	1	0	0	0	0	0	0	0	0	0	0	W	34-20	
2020 TOTALS		2-1	2	2	0	0.0	0.0	0	0	0	0	0	0	0	1	0	0	0	0	0	0	0	0	0	0	3-0		

+ - Overtime



## L'JARIUS SNEED

**CORNERBACK #38**  
**LOUISIANA TECH**

**ROOKIE**

HEIGHT: 6'1"  
WEIGHT: 193  
DRAFTED: D4-20  
BIRTHDAY: 1/21/97



### L'JARIUS SNEED'S NFL REGULAR SEASON DEFENSIVE STATISTICS


				TACKLES								INTERCEPTIONS						O. FUMB			ST					MISC		
DATE	TEAM	GP	GS	TK	S	A	TFL	YDS	SK	YDS	QBH	NO	YDS	LG	TD	PD	FF	FR	YDS	TK	S	A	FF	FR	S	A		
2020	Chiefs	3	3	10	9	1	0	0	0.0	0.0	0	2	39	39	0	3	0	0	0	0	0	0	0	0	0	0		
NFL TOTALS		3	3	10	9	1	0	0	0.0	0.0	0	2	39	39	0	3	0	0	0	0	0	0	0	0	0	0		

# UPDATED PLAYER BIOS

## 2020 GAME-BY-GAME REGULAR SEASON STATISTICS (CHIEFS)

			TACKLES							INTERCEPTIONS				O. FUMB			ST				MISC							
DATE	OPPONENT	P/S	TK	S	A	SK	YDS	TFL	YDS	QBH	NO	YDS	LG	TD	PD	FF	FR	YDS	TK	S	A	FF	FR	S	A	W/L	SCORE	
09/10	Texans	S	3	3	0	0.0	0.0	0	0	0	1	39	39	0	2	0	0	0	0	0	0	0	0	0	0	W	34-20	
09/20	at Chargers	S	6	5	1	0.0	0.0	0	0	0	1	0	0	0	1	0	0	0	0	0	0	0	0	0	0	W	23-20+	
09/28	at Ravens	S	1	1	0	0.0	0.0	0	0	0	0	0	0	0	0	0	0	0	0	0	0	0	0	0	0	W	34-20	
2020 TOTALS			3-3	10	9	1	0.0	0.0	0	0	2	39	39	0	3	0	0	0	0	0	0	0	0	0	0	0	3-0	

+ - Overtime




# JAMES WINCHESTER

**LONG SNAPPER #41**  
OKLAHOMA

**6<sup>TH</sup>** YEAR IN THE NFL

**6<sup>TH</sup>** YEAR WITH THE CHIEFS

HEIGHT: 6'3"  
WEIGHT: 240  
DRAFTED: FA-15  
BIRTHDAY: 6/8/89



## JAMES WINCHESTER'S NFL REGULAR SEASON STATISTICS

DATE	TEAM	GP
2015	Chiefs	16
2016	Chiefs	16
2017	Chiefs	16
2018	Chiefs	16
2019	Chiefs	16
2020	Chiefs	3
<b>NFL TOTALS</b>		<b>83</b>

## 2020 GAME-BY-GAME REGULAR SEASON STATISTICS (CHIEFS)

DATE	OPPONENT	P	W/L	SCORE
09/10	Texans	P	W	34-20
09/20	at Chargers	P	W	23-20+
09/28	at Ravens	P	W	34-20
<b>2020 TOTALS</b>			<b>3-0</b>	

+ - Overtime



# ANTHONY SHERMAN

**FULLBACK #42**  
CONNECTICUT

**10<sup>TH</sup>** YEAR IN THE NFL

**8<sup>TH</sup>** YEAR WITH THE CHIEFS

HEIGHT: 5'10"  
WEIGHT: 242  
DRAFTED: T (ARI)-13  
BIRTHDAY: 11/12/88





# UPDATED PLAYER BIOS

## ANTHONY SHERMAN'S NFL REGULAR SEASON RUSHING/RECEIVING STATISTICS

DATE	TEAM	GP	GS	RUSHING					RECEIVING				
				NO.	YDS.	AVG.	LG	TD	NO.	YDS.	AVG.	LG	TD
2011	Cardinals	15	7	1	3	3.0	3	0	8	72	9.0	19	0
2012	Cardinals	13	4	0	0	0.0	0	0	5	39	7.8	19	0
2013	Chiefs	16	8	2	3	1.5	2	0	18	155	8.6	26	1
2014	Chiefs	16	6	2	8	4.0	4	0	10	71	7.1	24	1
2015	Chiefs	16	2	1	0	0.0	0	0	4	34	8.5	18	0
2016	Chiefs	16	3	0	0	0.0	0	0	4	11	2.8	6	0
2017	Chiefs	16	3	14	40	2.9	9	1	6	47	7.8	11	0
2018	Chiefs	16	1	1	2	2.0	2	0	8	96	12.0	36t	1
2019	Chiefs	16	0	4	9	2.3	5	0	2	22	11.0	15	0
2020	Chiefs	3	0	2	2	1.0	2	0	1	5	5.0	5t	1
NFL TOTALS		143	34	27	67	2.5	9	1	66	552	8.4	36t	4

## ANTHONY SHERMAN'S NFL REGULAR SEASON RETURN STATISTICS

KICKOFF RETURNS							PUNT RETURNS					
DATE	TEAM	RET.	YDS.	AVG.	LG	TD	NO.	FC	YDS.	AVG.	LG	TD
2011	Cardinals	0	0	0.0	0	0	0	0	0	0.0	0	0
2012	Cardinals	0	0	0.0	0	0	0	0	0	0.0	0	0
2013	Chiefs	0	0	0.0	0	0	0	0	0	0.0	0	0
2014	Chiefs	1	13	13.0	13	0	0	0	0	0.0	0	0
2015	Chiefs	2	20	10.0	11	0	0	0	0	0.0	0	0
2016	Chiefs	0	0	0.0	0	0	0	0	0	0.0	0	0
2017	Chiefs	1	7	7.0	7	0	0	0	0	0.0	0	0
2018	Chiefs	1	5	5.0	5	0	0	0	0	0.0	0	0
2019	Chiefs	0	0	0.0	0	0	0	0	0	0.0	0	0
2020	Chiefs	0	0	0.0	0	0	0	0	0	0.0	0	0
NFL TOTALS		5	45	9.0	13	0	0	0	0	0.0	0	0

## 2020 GAME-BY-GAME REGULAR SEASON STATISTICS (CHIEFS)

DATE	OPPONENT	P/S	RUSHING					RECEIVING					W/L	SCORE
			NO.	YDS.	AVG.	LG	TD	NO.	YDS.	AVG.	LG	TD		
09/10	Texans	P	1	2	2.0	2	0	0	0	0.0	0	0	W	34-20
09/20	at Chargers	P	0	0	0.0	0	0	0	0	0.0	0	0	W	23-20+
09/28	at Ravens	P	1	0	0.0	0	0	1	5	5.0	5t	1	W	34-20
2020 TOTALS		3-0	2	2	1.0	2	0	1	5	5.0	5t	1	3-0	

+ - Overtime



# DORIAN O'DANIEL

LINEBACKER #44  
CLEMSON

3<sup>RD</sup> YEAR IN THE NFL

3<sup>RD</sup> YEAR WITH THE CHIEFS

HEIGHT: 6'1"  
WEIGHT: 220  
DRAFTED: D3B-18  
BIRTHDAY: 4/9/94





# UPDATED PLAYER BIOS


## DORIAN O'DANIEL'S NFL REGULAR SEASON DEFENSIVE STATISTICS

DATE	TEAM	GP	GS	TACKLES							INTERCEPTIONS						O. FUMB			ST				MISC		
				TK	S	A	TFL	YDS	SK	YDS	QBH	NO	YDS	LG	TD	PD	FF	FR	YDS	TK	S	A	FF	FR	S	A
2018	Chiefs	16	1	29	18	11	2	6	0.0	0.0	1	0	0	0	0	1	0	1	0	5	3	2	0	0	0	0
2019	Chiefs	14	0	0	0	0	0	0	0.0	0.0	0	0	0	0	0	0	0	0	0	8	5	3	0	1	0	0
2020	Chiefs	3	0	2	2	0	1	5	1.0	5.0	1	0	0	0	0	0	0	0	0	5	3	2	0	0	0	0
<b>NFL TOTALS</b>		<b>33</b>	<b>1</b>	<b>31</b>	<b>20</b>	<b>11</b>	<b>3</b>	<b>11</b>	<b>1.0</b>	<b>5.0</b>	<b>2</b>	<b>0</b>	<b>0</b>	<b>0</b>	<b>0</b>	<b>1</b>	<b>0</b>	<b>1</b>	<b>0</b>	<b>18</b>	<b>11</b>	<b>7</b>	<b>0</b>	<b>1</b>	<b>0</b>	<b>0</b>

## 2020 GAME-BY-GAME REGULAR SEASON STATISTICS (CHIEFS)

DATE	OPPONENT	P/S	TACKLES							INTERCEPTIONS						O. FUMB			ST				MISC			W/L	SCORE
			TK	S	A	SK	YDS	TFL	YDS	QBH	NO	YDS	LG	TD	PD	FF	FR	YDS	TK	S	A	FF	FR	S	A		
09/10	Texans	P	2	2	0	1.0	5.0	1	5	1	0	0	0	0	0	0	0	0	2	1	1	0	0	0	0	W	34-20
09/20	at Chargers	P	0	0	0	0.0	0.0	0	0	0	0	0	0	0	0	0	0	0	2	1	1	0	0	0	0	W	23-20+
09/28	at Ravens	P	0	0	0	0.0	0.0	0	0	0	0	0	0	0	0	0	0	0	1	1	0	0	0	0	0	W	34-20
<b>2020 TOTALS</b>		<b>3-0</b>	<b>2</b>	<b>2</b>	<b>0</b>	<b>1.0</b>	<b>5.0</b>	<b>1</b>	<b>5</b>	<b>1</b>	<b>0</b>	<b>0</b>	<b>0</b>	<b>0</b>	<b>0</b>	<b>0</b>	<b>0</b>	<b>0</b>	<b>5</b>	<b>3</b>	<b>2</b>	<b>0</b>	<b>0</b>	<b>0</b>	<b>0</b>	<b>3-0</b>	

+ - Overtime



# NICK KEIZER

**TIGHT END #48**  
**GRAND VALLEY STATE**

**1<sup>ST</sup> YEAR IN THE NFL**


**2<sup>ND</sup> YEAR WITH THE CHIEFS**

HEIGHT: 6'4"

WEIGHT: 251

DRAFTED: FA-19

BIRTHDAY: 2/5/95



## NICK KEIZER'S NFL REGULAR SEASON RUSHING/RECEIVING STATISTICS

DATE	TEAM	GP	GS	RECEIVING					RUSHING				
				NO.	YDS.	AVG.	LG	TD	NO.	YDS.	AVG.	LG	TD
2018	Ravens	0	0	0	0	0.0	0	0	0	0	0.0	0	0
2019	Chiefs	0	0	0	0	0.0	0	0	0	0	0.0	0	0
2020	Chiefs	3	1	0	0	0.0	0	0	0	0	0.0	0	0
<b>NFL TOTALS</b>		<b>3</b>	<b>1</b>	<b>0</b>	<b>0</b>	<b>0.0</b>	<b>0</b>	<b>0</b>	<b>0</b>	<b>0</b>	<b>0.0</b>	<b>0</b>	<b>0</b>

## 2020 GAME-BY-GAME REGULAR SEASON STATISTICS (CHIEFS)

DATE	OPPONENT	P/S	RECEIVING					RUSHING					W/L	SCORE
			NO.	YDS.	AVG.	LG	TD	NO.	YDS.	AVG.	LG	TD		
09/10	Texans	P	0	0	0.0	0	0	0	0	0.0	0	0	W	34-20
09/20	at Chargers	P	0	0	0.0	0	0	0	0	0.0	0	0	W	23-20+
09/28	at Ravens	S	0	0	0.0	0	0	0	0	0.0	0	0	W	34-20
<b>2020 TOTALS</b>		<b>3-1</b>	<b>0</b>	<b>0</b>	<b>0.0</b>	<b>0</b>	<b>0</b>	<b>0</b>	<b>0</b>	<b>0.0</b>	<b>0</b>	<b>0</b>	<b>3-0</b>	

+ - Overtime

# UPDATED PLAYER BIOS



## DANIEL SORENSEN

**SAFETY #49**  
BYU

**7TH** YEAR IN  
THE NFL

**7TH** YEAR WITH  
THE CHIEFS

HEIGHT: 6'2"  
WEIGHT: 208  
DRAFTED: CFA-14  
BIRTHDAY: 5/3/90



### DANIEL SORENSEN'S NFL REGULAR SEASON DEFENSIVE STATISTICS

				TACKLES								INTERCEPTIONS						O. FUMB			ST				MISC	
DATE	TEAM	GP	GS	TK	S	A	TFL	YDS	SK	YDS	QBH	NO	YDS	LG	TD	PD	FF	FR	YDS	TK	S	A	FF	FR	S	A
2014	Chiefs	9	0	0	0	0	0	0	0.0	0.0	0	0	0	0	0	0	0	0	0	7	6	1	0	0	0	0
2015	Chiefs	16	0	16	14	2	1	7	1.0	7.0	2	0	0	0	0	2	0	0	0	7	6	1	0	0	0	0
2016	Chiefs	16	1	54	47	7	4	13	1.0	8.0	3	3	48	48t	1	6	2	2	56	9	8	1	0	1	0	0
2017	Chiefs	15	14	88	66	22	5	18	1.5	14.0	7	1	3	3	0	6	0	0	0	1	1	0	0	0	0	0
2018	Chiefs	7	4	26	14	12	0	0	0.0	0.0	1	1	54	54t	1	2	0	1	0	0	0	0	0	0	0	0
2019	Chiefs	16	3	52	39	13	1	7	0.0	0.0	2	2	6	6	0	4	0	0	0	5	5	0	0	0	0	0
2020	Chiefs	3	2	11	10	1	0	0	0.0	0.0	1	0	0	0	0	0	0	0	0	0	0	0	0	0	0	0
NFL TOTALS		82	24	247	190	57	11	45	3.5	29.0	16	7	111	54t	2	20	2	3	56	29	26	3	0	1	0	0

### 2020 GAME-BY-GAME REGULAR SEASON STATISTICS (CHIEFS)

			TACKLES							INTERCEPTIONS					O. FUMB			ST				MISC					
DATE	OPPONENT	P/S	TK	S	A	SK	YDS	TFL	YDS	QBH	NO	YDS	LG	TD	PD	FF	FR	YDS	TK	S	A	FF	FR	S	A	W/L	SCORE
09/10	Texans	S	2	2	0	0.0	0.0	0	0	0	0	0	0	0	0	0	0	0	0	0	0	0	0	0	0	W	34-20
09/20	at Chargers	P	4	4	0	0.0	0.0	0	0	1	0	0	0	0	0	0	0	0	0	0	0	0	0	0	0	W	23-20+
09/28	at Ravens	S	5	4	1	0.0	0.0	0	0	0	0	0	0	0	0	0	0	0	0	0	0	0	0	0	0	W	34-20
2020 TOTALS		3-2	11	10	1	0.0	0.0	0	0	1	0	0	0	0	0	0	0	0	0	0	0	0	0	0	0	3-0	

+ - Overtime



## WILLIE GAY

**LINEBACKER #50**  
MISSISSIPPI ST.

**ROOKIE**

HEIGHT: 6'1"  
WEIGHT: 243  
DRAFTED: D2-20  
BIRTHDAY: 2/15/98



### WILLIE GAY'S NFL REGULAR SEASON DEFENSIVE STATISTICS

				TACKLES								INTERCEPTIONS						O. FUMB			ST					MISC		
DATE	TEAM	GP	GS	TK	S	A	TFL	YDS	SK	YDS	QBH	NO	YDS	LG	TD	PD	FF	FR	YDS	TK	S	A	FF	FR	S	A		
2020	Chiefs	3	0	1	0	1	0	0	0.0	0.0	0	0	0	0	0	0	0	0	0	0	1	1	0	0	0	0		
NFL TOTALS		3	0	1	0	1	0	0	0.0	0.0	0	0	0	0	0	0	0	0	0	0	1	1	0	0	0	0		



# UPDATED PLAYER BIOS

## 2020 GAME-BY-GAME REGULAR SEASON STATISTICS (CHIEFS)

			TACKLES							INTERCEPTIONS					O. FUMB			ST					MISC						
DATE	OPPONENT	P/S	TK	S	A	SK	YDS	TFL	YDS	QBH	NO	YDS	LG	TD	PD	FF	FR	YDS	TK	S	A	FF	FR	S	A	W/L	SCORE		
09/10	Texans	P	0	0	0	0.0	0.0	0	0	0	0	0	0	0	0	0	0	0	1	1	0	0	0	0	0	0	W	34-20	
09/20	at Chargers	P	1	0	1	0.0	0.0	0	0	0	0	0	0	0	0	0	0	0	0	0	0	0	0	0	0	0	W	23-20+	
09/28	at Ravens	P	0	0	0	0.0	0.0	0	0	0	0	0	0	0	0	0	0	0	0	0	0	0	0	0	0	0	W	34-20	
2020 TOTALS			3-0	1	0	1	0.0	0.0	0	0	0	0	0	0	0	0	0	0	0	1	1	0	0	0	0	0	0	3-0	

+ - Overtime



# MIKE DANNA

**DEFENSIVE END #51**  
MICHIGAN

**ROOKIE**

HEIGHT: 6'2"  
WEIGHT: 261  
DRAFTED: D5-20  
BIRTHDAY: 12/1/97




## MIKE DANNA'S NFL REGULAR SEASON DEFENSIVE STATISTICS

				TACKLES								INTERCEPTIONS						O. FUMB			ST					MISC	
DATE	TEAM	GP	GS	TK	S	A	TFL	YDS	SK	YDS	QBH	NO	YDS	LG	TD	PD	FF	FR	YDS	TK	S	A	FF	FR	S	A	
2020	Chiefs	3	0	8	6	2	1	14	1.0	14.0	1	0	0	0	0	0	0	0	0	0	0	0	0	0	0	0	
NFL TOTALS		3	0	8	6	2	1	14	1.0	14.0	1	0	0	0	0	0	0	0	0	0	0	0	0	0	0	0	

## 2020 GAME-BY-GAME REGULAR SEASON STATISTICS (CHIEFS)

DATE	OPPONENT	P/S	TACKLES							INTERCEPTIONS					O. FUMB			ST					MISC		W/L	SCORE
			TK	S	A	SK	YDS	TFL	YDS	QBH	NO	YDS	LG	TD	PD	FF	FR	YDS	TK	S	A	FF	FR	S	A	
09/10	Texans	P	3	3	0	0.0	0.0	0	0	0	0	0	0	0	0	0	0	0	0	0	0	0	0	0	W	34-20
09/20	at Chargers	P	4	2	2	1.0	14.0	1	14	1	0	0	0	0	0	0	0	0	0	0	0	0	0	0	W	23-20+
09/28	at Ravens	P	1	1	0	0.0	0.0	0	0	0	0	0	0	0	0	0	0	0	0	0	0	0	0	0	W	34-20
<b>2020 TOTALS</b>			<b>3-0</b>	<b>8</b>	<b>6</b>	<b>2</b>	<b>1.0</b>	<b>14.0</b>	<b>1</b>	<b>14</b>	<b>1</b>	<b>0</b>	<b>0</b>	<b>0</b>	<b>0</b>	<b>0</b>	<b>0</b>	<b>0</b>	<b>0</b>	<b>0</b>	<b>0</b>	<b>0</b>	<b>0</b>	<b>0</b>	<b>3-0</b>	

+ - Overtime




# DEMONE HARRIS

**DEFENSIVE END #52**  
BUFFALO

**2ND YEAR IN THE NFL**   **2ND YEAR WITH THE CHIEFS**

HEIGHT: 6'4"  
WEIGHT: 272  
DRAFTED: FA-19  
BIRTHDAY: 12/30/95



# UPDATED PLAYER BIOS

## DEMONE HARRIS' NFL REGULAR SEASON DEFENSIVE STATISTICS

				TACKLES								INTERCEPTIONS					O. FUMB			ST					MISC		
DATE	TEAM	GP	GS	TK	S	A	TFL	YDS	SK	YDS	QBH	NO	YDS	LG	TD	PD	FF	FR	YDS	TK	S	A	FF	FR	S	A	
2018	Buccaneers	2	0	0	0	0	0	0	0.0	0.0	0	0	0	0	0	0	0	0	0	0	0	0	0	0	0	0	
2019	Buccaneers	1	0	0	0	0	0	0	0.0	0.0	0	0	0	0	0	0	0	0	0	0	0	0	0	0	0	0	
Went from Tampa Bay to Baltimore.																											
2019	Ravens	0	0	0	0	0	0	0	0.0	0.0	0	0	0	0	0	0	0	0	0	0	0	0	0	0	0	0	
Went from Baltimore to Kansas City.																											
2019	Chiefs	4	0	4	4	0	2	9	0.0	0.0	1	0	0	0	0	0	0	0	0	0	0	0	0	0	0	0	
2019	TOTAL	5	0	4	4	0	2	9	0.0	0.0	1	0	0	0	0	0	0	0	0	0	0	0	0	0	0	0	
2020	Chiefs	0	0	0	0	0	0	0	0.0	0.0	0	0	0	0	0	0	0	0	0	0	0	0	0	0	0	0	
NFL TOTALS		7	0	4	4	0	2	9	0.0	0.0	1	0	0	0	0	0	0	0	0	0	0	0	0	0	0	0	

## 2020 GAME-BY-GAME REGULAR SEASON STATISTICS (CHIEFS)

			TACKLES							INTERCEPTIONS					O. FUMB			ST					MISC						
DATE	OPPONENT	P/S	TK	S	A	SK	YDS	TFL	YDS	QBH	NO	YDS	LG	TD	PD	FF	FR	YDS	TK	S	A	FF	FR	S	A	W/L	SCORE		
09/10	Texans												INACTIVE											W	34-20				
09/20	at Chargers												INACTIVE											W	23-20+				
09/28	at Ravens												INACTIVE											W	34-20				
2020 TOTALS			0	0	0	0.0	0.0	0	0	0	0	0	0	0	0	0	0	0	0	0	0	0	0	0	0	3-0			
+ - Overtime																													

+ - Overtime



# ANTHONY HITCHENS

LINEBACKER #53  
IOWA

7<sup>TH</sup> YEAR IN THE NFL

3<sup>RD</sup> YEAR WITH THE CHIEFS

HEIGHT: 6'0"

WEIGHT: 235

DRAFTED: UFA-18

BIRTHDAY: 10/6/92



## ANTHONY HITCHENS' NFL REGULAR SEASON DEFENSIVE STATISTICS

				TACKLES								INTERCEPTIONS					O. FUMB			ST					MISC	
DATE	TEAM	GP	GS	TK	S	A	TFL	YDS	SK	YDS	QBH	NO	YDS	LG	TD	PD	FF	FR	YDS	TK	S	A	FF	FR	S	A
2014	Cowboys	16	11	73	57	16	3	5	0.0	0.0	2	1	8	8	0	4	0	0	0	2	2	0	0	0	0	0
2015	Cowboys	16	9	71	40	31	5	20	2.0	14.0	5	0	0	0	0	0	1	0	0	1	1	0	0	0	0	0
2016	Cowboys	16	16	78	39	39	4	21	1.5	12.0	5	0	0	0	0	1	0	0	0	0	0	0	0	0	0	0
2017	Cowboys	12	12	92	70	22	8	15	0.0	0.0	7	0	0	0	0	2	1	0	0	0	0	0	0	0	0	0
2018	Chiefs	15	15	135	81	54	7	26	0.0	0.0	2	0	0	0	0	0	1	0	0	0	0	0	0	0	0	0
2019	Chiefs	15	15	88	51	37	4	22	2.0	31.0	4	0	0	0	0	1	1	0	0	0	0	0	0	0	0	0
2020	Chiefs	3	3	21	11	10	0	0	0.0	0.0	0	0	0	0	0	1	0	0	0	0	0	0	0	0	0	0
NFL TOTALS		93	81	558	349	209	31	109	5.5	57.0	25	1	8	8	0	9	4	0	0	3	3	0	0	0	0	0

## 2020 GAME-BY-GAME REGULAR SEASON STATISTICS (CHIEFS)

			TACKLES									INTERCEPTIONS					O. FUMB			ST					MISC			
DATE	OPPONENT	P/S	TK	S	A	SK	YDS	TFL	YDS	QBH	NO	YDS	LG	TD	PD	FF	FR	YDS	TK	S	A	FF	FR	S	A	W/L	SCORE	
09/10	Texans	S	8	4	4	0.0	0.0	0	0	0	0	0	0	0	0	0	0	0	0	0	0	0	0	0	0	W	34-20	
09/20	at Chargers	S	9	7	2	0.0	0.0	0	0	0	0	0	0	0	0	0	0	0	0	0	0	0	0	0	0	W	23-20+	
09/28	at Ravens	S	4	0	4	0.0	0.0	0	0	0	0	0	0	0	1	0	0	0	0	0	0	0	0	0	0	W	34-20	
2020 TOTALS		3-3	21	11	10	0.0	0.0	0	0	0	0	0	0	0	1	0	0	0	0	0	0	0	0	0	0	3-0		

+ - Overtime





## DAMIEN WILSON

LINEBACKER #54  
MINNESOTA

6<sup>TH</sup> YEAR IN  
THE NFL

2<sup>ND</sup> YEAR WITH  
THE CHIEFS

HEIGHT: 6'0"  
WEIGHT: 245  
DRAFTED: UFA-19  
BIRTHDAY: 5/28/93



### DAMIEN WILSON'S NFL REGULAR SEASON DEFENSIVE STATISTICS

				TACKLES								INTERCEPTIONS					O. FUMB			ST					MISC	
DATE	TEAM	GP	GS	TK	S	A	TFL	YDS	SK	YDS	QBH	NO	YDS	LG	TD	PD	FF	FR	YDS	TK	S	A	FF	FR	S	A
2015	Cowboys	16	0	7	4	3	1	1	0.0	0.0	0	0	0	0	0	0	0	0	0	8	6	2	0	0	0	0
2016	Cowboys	16	6	30	23	7	4	10	0.5	4.0	2	0	0	0	0	1	0	0	0	4	4	0	0	0	0	0
2017	Cowboys	16	9	39	26	13	0	0	1.0	1.0	4	0	0	0	0	1	0	0	0	6	6	0	1	0	0	0
2018	Cowboys	16	7	36	23	13	3	8	1.0	8.0	5	0	0	0	0	0	1	0	0	6	3	3	0	0	0	0
2019	Chiefs	16	16	81	52	29	3	12	1.5	9.5	4	0	0	0	0	1	1	0	0	0	0	0	0	0	0	0
2020	Chiefs	3	3	18	11	7	1	1	0.0	0.0	0	0	0	0	0	1	1	0	0	0	0	0	0	0	0	0
NFL TOTALS		83	41	211	139	72	12	32	4.0	22.5	15	0	0	0	0	4	3	0	0	24	19	5	1	0	0	0

### 2020 GAME-BY-GAME REGULAR SEASON STATISTICS (CHIEFS)

			TACKLES							INTERCEPTIONS					O. FUMB			ST				MISC					
DATE	OPPONENT	P/S	TK	S	A	SK	YDS	TFL	YDS	QBH	NO	YDS	LG	TD	PD	FF	FR	YDS	TK	S	A	FF	FR	S	A	W/L	SCORE
09/10	Texans	S	2	1	1	0.0	0.0	0	0	0	0	0	0	0	0	0	0	0	0	0	0	0	0	0	0	W	34-20
09/20	at Chargers	S	12	7	5	0.0	0.0	1	1	0	0	0	0	0	0	0	0	0	0	0	0	0	0	0	0	W	23-20+
09/28	at Ravens	S	4	3	1	0.0	0.0	0	0	0	0	0	0	0	1	1	0	0	0	0	0	0	0	0	0	W	34-20
2020 TOTALS		3-3	18	11	7	0.0	0.0	1	1	0	0	0	0	0	1	1	0	0	0	0	0	0	0	0	0	3-0	

+ - Overtime




## FRANK CLARK

DEFENSIVE END #55  
MICHIGAN

6<sup>TH</sup> YEAR IN  
THE NFL

2<sup>ND</sup> YEAR WITH  
THE CHIEFS

HEIGHT: 6'3"  
WEIGHT: 260  
DRAFTED: T (SEA)-19  
BIRTHDAY: 6/14/93



# UPDATED PLAYER BIOS


## FRANK CLARK'S NFL REGULAR SEASON DEFENSIVE STATISTICS

DATE	TEAM	GP	GS	TACKLES					YDS	QBH	INTERCEPTIONS					O. FUMB			ST					MISC	
				TK	S	A	TFL	YDS	SK		NO	YDS	LG	TD	PD	FF	FR	YDS	TK	S	A	FF	FR	S	A
2015	Seahawks	15	0	16	15	1	4	19	3.0	16.0	6	0	0	0	2	1	0	0	0	0	0	0	0	0	0
2016	Seahawks	15	5	47	25	22	11	43	10.0	68.5	18	0	0	0	0	2	1	27	0	0	0	0	0	0	0
2017	Seahawks	16	12	32	19	13	10	64	9.0	73.5	21	0	0	0	2	2	1	0	0	0	0	0	0	0	0
2018	Seahawks	16	16	41	33	8	10	42	13.0	52.5	27	1	26	26	0	2	3	2	0	0	0	0	0	0	0
2019	Chiefs	14	11	37	27	10	12	64	8.0	51.0	14	1	5	5	0	4	3	1	0	0	0	0	0	0	0
2020	Chiefs	3	3	6	4	2	2	12	2.0	12.0	1	0	0	0	0	0	0	0	0	0	0	0	0	0	0
<b>NFL TOTALS</b>		<b>79</b>	<b>47</b>	<b>179</b>	<b>123</b>	<b>56</b>	<b>49</b>	<b>244</b>	<b>45.0</b>	<b>273.5</b>	<b>87</b>	<b>2</b>	<b>31</b>	<b>26</b>	<b>0</b>	<b>10</b>	<b>11</b>	<b>5</b>	<b>27</b>	<b>0</b>	<b>0</b>	<b>0</b>	<b>0</b>	<b>0</b>	<b>0</b>

## 2020 GAME-BY-GAME REGULAR SEASON STATISTICS (CHIEFS)

DATE	OPPONENT	P/S	TACKLES					YDS	QBH	INTERCEPTIONS					O. FUMB			ST					MISC		W/L	SCORE
			TK	S	A	SK	TFL			NO	YDS	LG	TD	PD	FF	FR	YDS	TK	S	A	FF	FR	S	A		
09/10	Texans	S	3	2	1	1.0	2.0	1	2	0	0	0	0	0	0	0	0	0	0	0	0	0	0	0	W	34-20
09/20	at Chargers	S	2	1	1	0.0	0.0	0	0	0	0	0	0	0	0	0	0	0	0	0	0	0	0	0	W	23-20+
09/28	at Ravens	S	1	1	0	1.0	10.0	1	10	1	0	0	0	0	0	0	0	0	0	0	0	0	0	0	W	34-20
<b>2020 TOTALS</b>		<b>3-3</b>	<b>6</b>	<b>4</b>	<b>2</b>	<b>2.0</b>	<b>12.0</b>	<b>2</b>	<b>12</b>	<b>1</b>	<b>0</b>	<b>0</b>	<b>0</b>	<b>0</b>	<b>0</b>	<b>0</b>	<b>0</b>	<b>0</b>	<b>0</b>	<b>0</b>	<b>0</b>	<b>0</b>	<b>0</b>	<b>0</b>	<b>3-0</b>	

+ - Overtime



# BEN NIEMANN

LINEBACKER #56

IOWA

3<sup>RD</sup> YEAR IN THE NFL

3<sup>RD</sup> YEAR WITH THE CHIEFS

HEIGHT: 6'2"

WEIGHT: 235

DRAFTED: CFA-18

BIRTHDAY: 7/27/95



## BEN NIEMANN'S NFL REGULAR SEASON DEFENSIVE STATISTICS

DATE	TEAM	GP	GS	TACKLES					YDS	QBH	INTERCEPTIONS					O. FUMB			ST					MISC	
				TK	S	A	TFL	YDS	SK		NO	YDS	LG	TD	PD	FF	FR	YDS	TK	S	A	FF	FR	S	A
2018	Chiefs	14	1	8	5	3	0	0	0.0	0.0	0	0	0	0	0	0	0	0	2	2	0	0	0	0	0
2019	Chiefs	16	1	50	30	20	1	4	0.0	0.0	1	0	0	0	0	1	0	0	6	5	1	0	1	0	0
2020	Chiefs	3	2	11	7	4	1	8	1.0	8.0	1	0	0	0	0	0	1	0	0	0	0	0	0	0	0
<b>NFL TOTALS</b>		<b>33</b>	<b>4</b>	<b>69</b>	<b>42</b>	<b>27</b>	<b>2</b>	<b>12</b>	<b>1.0</b>	<b>8.0</b>	<b>2</b>	<b>0</b>	<b>0</b>	<b>0</b>	<b>0</b>	<b>1</b>	<b>0</b>	<b>1</b>	<b>8</b>	<b>7</b>	<b>1</b>	<b>0</b>	<b>1</b>	<b>0</b>	<b>0</b>

## 2020 GAME-BY-GAME REGULAR SEASON STATISTICS (CHIEFS)

DATE	OPPONENT	P/S	TACKLES					YDS	QBH	INTERCEPTIONS					O. FUMB			ST					MISC		W/L	SCORE
			TK	S	A	SK	TFL			NO	YDS	LG	TD	PD	FF	FR	YDS	TK	S	A	FF	FR	S	A		
09/10	Texans	P	0	0	0	0.0	0.0	0	0	0	0	0	0	0	0	0	0	0	0	0	0	0	0	0	W	34-20
09/20	at Chargers	S	9	5	4	0.0	0.0	0	0	0	0	0	0	0	0	0	0	0	0	0	0	0	0	0	W	23-20+
09/28	at Ravens	S	2	2	0	1.0	8.0	1	8	1	0	0	0	0	0	1	0	0	0	0	0	0	0	0	W	34-20
<b>2020 TOTALS</b>		<b>3-2</b>	<b>11</b>	<b>7</b>	<b>4</b>	<b>1.0</b>	<b>8.0</b>	<b>1</b>	<b>8</b>	<b>1</b>	<b>0</b>	<b>0</b>	<b>0</b>	<b>0</b>	<b>0</b>	<b>1</b>	<b>0</b>	<b>0</b>	<b>0</b>	<b>0</b>	<b>0</b>	<b>0</b>	<b>0</b>	<b>0</b>	<b>3-0</b>	

+ - Overtime



# UPDATED PLAYER BIOS




## ALEX OKAFOR

**DEFENSIVE END #57**  
TEXAS

**8TH** YEAR IN  
THE NFL

**2ND** YEAR WITH  
THE CHIEFS

HEIGHT: 6'4"  
WEIGHT: 261  
DRAFTED: UFA-19  
BIRTHDAY: 8/2/91



### ALEX OKAFOR'S NFL REGULAR SEASON DEFENSIVE STATISTICS

DATE	TEAM	GP	GS	TACKLES								INTERCEPTIONS						O. FUMB			ST					MISC	
				TK	S	A	TFL	YDS	SK	YDS	QBH	NO	YDS	LG	TD	PD	FF	FR	YDS	TK	S	A	FF	FR	S	A	
2013	Cardinals	1	0	0	0	0	0	0	0.0	0.0	0	0	0	0	0	0	0	0	0	0	0	0	0	0			
2014	Cardinals	13	12	30	28	2	11	72	8.0	65.0	13	1	26	26	0	3	0	0	0	0	0	0	0	0			
2015	Cardinals	13	13	31	25	6	4	9	2.0	1.0	11	0	0	0	0	1	0	1	0	0	0	0	0	0			
2016	Cardinals	15	0	11	8	3	3	36	3.5	28.5	6	0	0	0	0	0	1	0	0	2	2	0	0	1			
2017	Saints	10	10	43	27	16	5	17	4.5	26.0	9	0	0	0	0	4	2	0	0	0	0	0	0	0			
2018	Saints	16	16	36	25	11	5	27	4.0	20.0	9	0	0	0	0	1	0	1	0	0	0	0	0	0			
2019	Chiefs	10	9	22	15	7	5	34	5.0	33.0	9	0	0	0	0	1	1	0	0	0	0	0	0	0			
2020	Chiefs	1	0	1	0	1	0	0	0.5	2.0	2	0	0	0	0	0	0	0	0	0	0	0	0	0			
NFL TOTALS		79	60	174	128	46	33	195	27.5	175.5	59	1	26	26	0	10	4	2	0	3	3	0	0	1	0		

### 2020 GAME-BY-GAME REGULAR SEASON STATISTICS (CHIEFS)

			TACKLES							INTERCEPTIONS					O. FUMB			ST					MISC				
DATE	OPPONENT	P/S	TK	S	A	SK	YDS	TFL	YDS	QBH	NO	YDS	LG	TD	PD	FF	FR	YDS	TK	S	A	FF	FR	S	A	W/L	SCORE
09/10	Texans	P	1	0	1	0.5	2.0	0	0	2	0	0	0	0	0	0	0	0	0	0	0	0	0	0	0	W	34-20
09/20	at Chargers		INACTIVE																							W	23-20+
09/28	at Ravens		INACTIVE																							W	34-20
2020 TOTALS		1-0	1	0	1	0.5	2.0	0	0	2	0	0	0	0	0	0	0	0	0	0	0	0	0	0	0	3-0	

+ - Overtime



## AUSTIN REITER

**CENTER #62**  
SOUTH FLORIDA

**5TH** YEAR IN  
THE NFL

**3RD** YEAR WITH  
THE CHIEFS

HEIGHT: 6'3"  
WEIGHT: 300  
DRAFTED: W (CLE)-18  
BIRTHDAY: 11/27/91



# UPDATED PLAYER BIOS


## AUSTIN REITER'S NFL REGULAR SEASON STATISTICS

DATE	TEAM	GP	GS
2015	Washington	0	0
2016	Washington	0	0
Went from <b>Washington</b> to <b>Cleveland</b> .			
2016	Browns	1	1
2016	TOTAL	1	1
2017	Browns	16	0
2018	Chiefs	11	4
2019	Chiefs	16	16
2020	Chiefs	3	3
<b>NFL TOTALS</b>		<b>47</b>	<b>24</b>

## 2020 GAME-BY-GAME REGULAR SEASON STATISTICS (CHIEFS)

DATE	OPPONENT	P/S	W/L	SCORE
09/10	Texans	S	W	34-20
09/20	at Chargers	S	W	23-20+
09/28	at Ravens	S	W	34-20
<b>2020 TOTALS</b>		<b>3-3</b>	<b>3-0</b>	

+ - Overtime




# MIKE PENNEL

**DEFENSIVE TACKLE #64**  
COLORADO STATE-PUEBLO

**7TH** YEAR IN THE NFL

**2ND** YEAR WITH THE CHIEFS

HEIGHT: 6'4"  
WEIGHT: 330  
DRAFTED: FA-19  
BIRTHDAY: 9/5/91



## MIKE PENNEL'S NFL REGULAR SEASON DEFENSIVE STATISTICS

				TACKLES								INTERCEPTIONS					O. FUMB			ST					MISC	
DATE	TEAM	GP	GS	TK	S	A	TFL	YDS	SK	YDS	QBH	NO	YDS	LG	TD	PD	FF	FR	YDS	TK	S	A	FF	FR	S	A
2014	Packers	13	0	8	7	1	1	0	0.0	0.0	1	0	0	0	0	0	0	0	0	0	0	0	0	0	0	0
2015	Packers	16	5	25	16	9	2	2	1.0	0.0	4	0	0	0	0	0	1	0	0	0	0	0	0	0	0	0
2016	Packers	8	0	7	5	2	3	17	0.0	0.0	1	0	0	0	0	1	0	0	0	0	0	0	0	0	0	0
2017	Jets	16	3	35	20	15	0	0	0.0	0.0	1	0	0	0	0	0	0	0	0	0	0	0	0	0	0	0
2018	Jets	16	7	27	16	11	0	0	0.0	0.0	2	0	0	0	0	1	0	0	0	0	0	0	0	0	0	0
2019	Chiefs	8	0	24	13	11	2	11	1.0	8.0	2	0	0	0	0	0	0	0	0	0	0	0	0	0	0	0
2020	Chiefs	1	0	1	0	1	0	0	0.0	0.0	0	0	0	0	0	0	0	0	0	0	0	0	0	0	0	0
NFL TOTALS		78	15	127	77	50	8	30	2.0	8.0	11	0	0	0	0	2	1	0	0	0	0	0	0	0	0	0

## 2020 GAME-BY-GAME REGULAR SEASON STATISTICS (CHIEFS)

DATE	OPPONENT	P/S	TACKLES							INTERCEPTIONS					O. FUMB			ST					MISC		W/L	SCORE
			TK	S	A	SK	YDS	TFL	YDS	QBH	NO	YDS	LG	TD	PD	FF	FR	YDS	TK	S	A	FF	FR	S	A	
09/10	Texans										RESERVE/LEAGUE SUSP.														W	34-20
09/20	at Chargers										RESERVE/LEAGUE SUSP.														W	23-20+
09/28	at Ravens	P	1	0	1	0	0	0	0	0	0	0	0	0	0	0	0	0	0	0	0	0	0	0	W	34-20
<b>2020 TOTALS</b>		<b>1-0</b>	<b>1</b>	<b>0</b>	<b>1</b>	<b>0</b>	<b>0</b>	<b>0</b>	<b>0</b>	<b>0</b>	<b>0</b>	<b>0</b>	<b>0</b>	<b>0</b>	<b>0</b>	<b>0</b>	<b>0</b>	<b>0</b>	<b>0</b>	<b>0</b>	<b>0</b>	<b>0</b>	<b>0</b>	<b>0</b>	<b>3-0</b>	

+ - Overtime



# UPDATED PLAYER BIOS



## DANIEL KILGORE

**CENTER #67**  
**APPALACHIAN STATE**

**10<sup>TH</sup>** YEAR IN  
THE NFL

**1<sup>ST</sup>** YEAR WITH  
THE CHIEFS

HEIGHT: 6'3"  
WEIGHT: 291  
DRAFTED: FA-20  
BIRTHDAY: 12/18/87



### DANIEL KILGORE'S NFL REGULAR SEASON STATISTICS

DATE	TEAM	GP	GS
2011	49ers	1	0
2012	49ers	16	0
2013	49ers	16	0
2014	49ers	7	7
2015	49ers	5	3
2016	49ers	13	13
2017	49ers	16	16
2018	Dolphins	4	4
2019	Dolphins	13	13
2020	Chiefs	0	0
<b>NFL TOTALS</b>		<b>91</b>	<b>56</b>

### 2020 GAME-BY-GAME REGULAR SEASON STATISTICS (CHIEFS)

DATE	OPPONENT	P/S	W/L	SCORE
09/10	Texans		W	34-20
09/20	at Chargers		W	23-20+
09/28	at Ravens		W	34-20
<b>2020 TOTALS</b>		<b>0-0</b>	<b>3-0</b>	

+ - Overtime



## KELECHI OSEMELE

**GUARD #70**  
**IOWA STATE**

**9<sup>TH</sup>** YEAR IN  
THE NFL

**1<sup>ST</sup>** YEAR WITH  
THE CHIEFS

HEIGHT: 6'5"  
WEIGHT: 330  
DRAFTED: FA-20  
BIRTHDAY: 6/24/89



# UPDATED PLAYER BIOS

## KELECHI OSEMELE'S NFL REGULAR SEASON STATISTICS

DATE	TEAM	GP	GS
2012	Ravens	16	16
2013	Ravens	7	7
2014	Ravens	14	14
2015	Ravens	14	14
2016	Raiders	15	15
2017	Raiders	16	16
2018	Raiders	11	11
2019	Jets	3	3
2020	Chiefs	3	3
<b>NFL TOTALS</b>		<b>99</b>	<b>99</b>

## 2020 GAME-BY-GAME REGULAR SEASON STATISTICS (CHIEFS)

DATE	OPPONENT	P/S	W/L	SCORE
09/10	Texans	S	W	34-20
09/20	at Chargers	S	W	23-20+
09/28	at Ravens	S	W	34-20
<b>2020 TOTALS</b>		<b>3-3</b>	<b>3-0</b>	

+ - Overtime



# MITCHELL SCHWARTZ

**TACKLE #71**  
**CALIFORNIA**

**9TH** YEAR IN THE NFL

**5TH** YEAR WITH THE CHIEFS

HEIGHT: 6'5"  
WEIGHT: 320  
DRAFTED: UFA-16  
BIRTHDAY: 8/6/89



## MITCHELL SCHWARTZ'S NFL REGULAR SEASON STATISTICS

DATE	TEAM	GP	GS
2012	Browns	16	16
2013	Browns	16	16
2014	Browns	16	16
2015	Browns	16	16
2016	Chiefs	16	16
2017	Chiefs	16	16
2018	Chiefs	16	16
2019	Chiefs	16	16
2020	Chiefs	3	3
<b>NFL TOTALS</b>		<b>131</b>	<b>131</b>

## 2020 GAME-BY-GAME REGULAR SEASON STATISTICS (CHIEFS)

DATE	OPPONENT	P/S	W/L	SCORE
09/10	Texans	S	W	34-20
09/20	at Chargers	S	W	23-20+
09/28	at Ravens	S	W	34-20
<b>2020 TOTALS</b>		<b>3-3</b>	<b>3-0</b>	

+ - Overtime



# UPDATED PLAYER BIOS



**ERIC  
FISHER**

**TACKLE #72**  
**CENTRAL MICHIGAN**

**8TH** YEAR IN  
THE NFL

**8TH** YEAR WITH  
THE CHIEFS

HEIGHT: 6'7"  
WEIGHT: 315  
DRAFTED: D1-13  
BIRTHDAY: 5/1/91



## ERIC FISHER'S NFL REGULAR SEASON STATISTICS

DATE	TEAM	GP	GS
2013	Chiefs	14	13
2014	Chiefs	16	16
2015	Chiefs	16	14
2016	Chiefs	16	16
2017	Chiefs	16	15
2018	Chiefs	16	16
2019	Chiefs	8	8
2020	Chiefs	3	3
<b>NFL TOTALS</b>		<b>105</b>	<b>101</b>

## 2020 GAME-BY-GAME REGULAR SEASON STATISTICS (CHIEFS)

DATE	OPPONENT	P/S	W/L	SCORE
09/10	Texans	5	W	34-20
09/20	at Chargers	5	W	23-20+
09/28	at Ravens	5	W	34-20
<b>2020 TOTALS</b>		<b>3-3</b>	<b>3-0</b>	

+ - Overtime



**NICK  
ALLEGRETTI**

**GUARD #73**  
**ILLINOIS**

**2ND** YEAR IN  
THE NFL

**2ND** YEAR WITH  
THE CHIEFS

HEIGHT: 6'4"  
WEIGHT: 320  
DRAFTED: D7-19  
BIRTHDAY: 4/21/96



## NICK ALLEGRETTI'S NFL REGULAR SEASON STATISTICS

DATE	TEAM	GP	GS
2019	Chiefs	7	0
2020	Chiefs	3	0
<b>NFL TOTALS</b>		<b>10</b>	<b>0</b>

# UPDATED PLAYER BIOS

## 2020 GAME-BY-GAME REGULAR SEASON STATISTICS (CHIEFS)

DATE	OPPONENT	P/S	W/L	SCORE
09/10	Texans	P	W	34-20
09/20	at Chargers	P	W	23-20+
09/28	at Ravens	P	W	34-20
<b>2020 TOTALS</b>		<b>3-0</b>	<b>3-0</b>	

+ - Overtime



# MIKE REMMERS

**TACKLE #75**  
**OREGON STATE**

**8TH** YEAR IN THE NFL

**1ST** YEAR WITH THE CHIEFS

HEIGHT: 6'5"  
WEIGHT: 308  
DRAFTED: FA-20  
BIRTHDAY: 4/11/89



## MIKE REMMERS' NFL REGULAR SEASON STATISTICS

DATE	TEAM	GP	GS
2012	Broncos	0	0
Went from <b>Denver</b> to <b>Tampa Bay</b> .			
2012	Buccaneers	0	0
<b>2012</b>	<b>TOTAL</b>	<b>0</b>	<b>0</b>
2013	Buccaneers	0	0
Went from <b>Tampa Bay</b> to <b>San Diego</b> .			
2013	Chargers	1	0
Went from <b>San Diego</b> to <b>Minnesota</b> .			
2013	Vikings	0	0
<b>2013</b>	<b>TOTAL</b>	<b>1</b>	<b>0</b>
2014	Panthers	5	5
2015	Panthers	16	16
2016	Panthers	16	16
2017	Vikings	11	11
2018	Vikings	16	16
2019	Giants	14	14
2020	Chiefs	2	1
<b>NFL TOTALS</b>		<b>81</b>	<b>79</b>

## 2020 GAME-BY-GAME REGULAR SEASON STATISTICS (CHIEFS)

DATE	OPPONENT	P/S	W/L	SCORE
09/10	Texans		W	34-20
09/20	at Chargers	P	W	23-20+
09/28	at Ravens	S	W	34-20
<b>2020 TOTALS</b>		<b>2-1</b>	<b>3-0</b>	

+ - Overtime



# UPDATED PLAYER BIOS

## MIKE REMMERS' NFL REGULAR SEASON DEFENSIVE STATISTICS

				TACKLES								INTERCEPTIONS					O. FUMB			ST					MISC		
DATE	TEAM	GP	GS	TK	S	A	TFL	YDS	SK	YDS	QBH	NO	YDS	LG	TD	PD	FF	FR	YDS	TK	S	A	FF	FR	S	A	
2012	Broncos	0	0	0	0	0	0	0	0.0	0.0	0	0	0	0	0	0	0	0	0	0	0	0	0	0	0	0	
Went from <b>Denver</b> to <b>Tampa Bay</b> .																											
2012	Buccaneers	0	0	0	0	0	0	0	0.0	0.0	0	0	0	0	0	0	0	0	0	0	0	0	0	0	0	0	
2012	TOTAL	0	0	0	0	0	0	0	0.0	0.0	0	0	0	0	0	0	0	0	0	0	0	0	0	0	0	0	
2013	Buccaneers	0	0	0	0	0	0	0	0.0	0.0	0	0	0	0	0	0	0	0	0	0	0	0	0	0	0	0	
Went from <b>Tampa Bay</b> to <b>San Diego</b> .																											
2013	Chargers	1	0	0	0	0	0	0	0.0	0.0	0	0	0	0	0	0	0	0	0	0	0	0	0	0	0	0	
Went from <b>San Diego</b> to <b>Minnesota</b> .																											
2013	Vikings	0	0	0	0	0	0	0	0.0	0.0	0	0	0	0	0	0	0	0	0	0	0	0	0	0	0	0	
2013	TOTAL	1	0	0	0	0	0	0	0.0	0.0	0	0	0	0	0	0	0	0	0	0	0	0	0	0	0	0	
2014	Panthers	5	5	0	0	0	0	0	0.0	0.0	0	0	0	0	0	0	0	0	0	0	0	0	0	0	0	0	
2015	Panthers	16	16	0	0	0	0	0	0.0	0.0	0	0	0	0	0	0	0	0	0	0	0	0	0	0	1	0	
2016	Panthers	16	16	0	0	0	0	0	0.0	0.0	0	0	0	0	0	0	0	0	0	0	0	0	0	0	1	0	
2017	Vikings	11	11	0	0	0	0	0	0.0	0.0	0	0	0	0	0	0	0	0	0	0	0	0	0	0	1	0	
2018	Vikings	16	16	0	0	0	0	0	0.0	0.0	0	0	0	0	0	0	0	0	0	0	0	0	0	0	2	0	
2019	Giants	14	14	0	0	0	0	0	0.0	0.0	0	0	0	0	0	0	0	0	0	0	0	0	0	0	0	0	
2020	Chiefs	2	1	0	0	0	0	0	0.0	0.0	0	0	0	0	0	0	0	0	0	0	0	0	0	0	0	0	
NFL TOTALS		81	79	0	0	0	0	0	0.0	0.0	0	0	0	0	0	0	0	0	0	0	0	0	0	0	5	0	

## 2020 GAME-BY-GAME REGULAR SEASON STATISTICS (CHIEFS)

			TACKLES							INTERCEPTIONS					O. FUMB			ST					MISC				
DATE	OPPONENT	P/S	TK	S	A	SK	YDS	TFL	YDS	QBH	NO	YDS	LG	TD	PD	FF	FR	YDS	TK	S	A	FF	FR	S	A	W/L	SCORE
09/10	Texans		DID NOT PLAY																							W	34-20
09/20	at Chargers	P	0	0	0	0.0	0.0	0	0	0	0	0	0	0	0	0	0	0	0	0	0	0	0	0	0	W	23-20+
09/28	at Ravens	S	0	0	0	0.0	0.0	0	0	0	0	0	0	0	0	0	0	0	0	0	0	0	0	0	0	W	34-20
2020 TOTALS		2-1	0	0	0	0.0	0.0	0	0	0	0	0	0	0	0	0	0	0	0	0	0	0	0	0	0	3-0	

+ - Overtime



# ANDREW WYLIE

**GUARD #77**  
**EASTERN MICHIGAN**

**3<sup>RD</sup>** YEAR IN THE NFL

**4<sup>TH</sup>** YEAR WITH THE CHIEFS

HEIGHT: 6'6"

WEIGHT: 309

DRAFTED: FA-17

BIRTHDAY: 8/19/94



## ANDREW WYLIE'S NFL REGULAR SEASON STATISTICS

DATE	TEAM	GP	GS
2017	Colts	0	0
Went from <b>Indianapolis</b> to <b>Cleveland</b> .			
2017	Browns	0	0
Went from <b>Cleveland</b> to <b>L.A. Chargers</b> .			
2017	Chargers	0	0
Went from <b>L.A. Chargers</b> to <b>Kansas City</b> .			
2017	Chiefs	0	0
2017	<b>TOTAL</b>	<b>0</b>	<b>0</b>
2018	Chiefs	16	10
2019	Chiefs	11	11
2020	Chiefs	2	2
<b>NFL TOTALS</b>		<b>29</b>	<b>23</b>

# UPDATED PLAYER BIOS

## 2020 GAME-BY-GAME REGULAR SEASON STATISTICS (CHIEFS)

DATE	OPPONENT	P/S	W/L	SCORE
09/10	Texans	5	W	34-20
09/20	at Chargers	5	W	23-20+
09/28	at Ravens	INACTIVE	W	34-20
<b>2020 TOTALS</b>		<b>2-2</b>	<b>3-0</b>	

+ - Overtime



# YASIR DURANT

**OFFENSIVE LINEMAN #79**  
MISSOURI

**ROOKIE**

HEIGHT: 6'7"  
WEIGHT: 330  
DRAFTED: CFA-20  
BIRTHDAY: 5/21/98



## YASIR DURANT'S NFL REGULAR SEASON STATISTICS

DATE	TEAM	GP	GS
2020	Chiefs	0	0
<b>NFL TOTALS</b>		<b>0</b>	<b>0</b>

## 2020 GAME-BY-GAME REGULAR SEASON STATISTICS (CHIEFS)

DATE	OPPONENT	P/S	W/L	SCORE
09/10	Texans	INACTIVE	W	34-20
09/20	at Chargers	INACTIVE	W	23-20+
09/28	at Ravens	DID NOT PLAY	W	34-20
<b>2020 TOTALS</b>		<b>0-0</b>	<b>3-0</b>	

+ - Overtime



# DEON YELDER

**TIGHT END #82**  
WESTERN KENTUCKY

**3<sup>RD</sup> YEAR IN THE NFL** | **3<sup>RD</sup> YEAR WITH THE CHIEFS**

HEIGHT: 6'4"  
WEIGHT: 255  
DRAFTED: FA-18  
BIRTHDAY: 6/3/95



# UPDATED PLAYER BIOS

## DEON YELDER'S NFL REGULAR SEASON RUSHING/RECEIVING STATISTICS

DATE	TEAM	GP	GS	RECEIVING					RUSHING				
				NO.	YDS.	AVG.	LG	TD	NO.	YDS.	AVG.	LG	TD
2018	Saints	0	0	0	0	0.0	0	0	0	0	0.0	0	0
Went from <b>New Orleans</b> to <b>Kansas City</b> .													
2018	Chiefs	3	0	0	0	0.0	0	0	0	0	0.0	0	0
2018	<b>TOTAL</b>	<b>3</b>	<b>0</b>	<b>0</b>	<b>0</b>	<b>0.0</b>	<b>0</b>	<b>0</b>	<b>0</b>	<b>0</b>	<b>0.0</b>	<b>0</b>	<b>0</b>
2019	Chiefs	9	1	3	50	16.7	24	0	0	0	0.0	0	0
2020	Chiefs	1	0	0	0	0.0	0	0	0	0	0.0	0	0
<b>NFL TOTALS</b>		<b>13</b>	<b>1</b>	<b>3</b>	<b>50</b>	<b>16.7</b>	<b>24</b>	<b>0</b>	<b>0</b>	<b>0</b>	<b>0.0</b>	<b>0</b>	<b>0</b>

## 2020 GAME-BY-GAME REGULAR SEASON STATISTICS (CHIEFS)

DATE	OPPONENT	P/S	RECEIVING					RUSHING					W/L	SCORE
			NO.	YDS.	AVG.	LG	TD	NO.	YDS.	AVG.	LG	TD		
09/10	Texans							DID NOT PLAY					W	34-20
09/20	at Chargers							DID NOT PLAY					W	23-20+
09/28	at Ravens	P	0	0	0.0	0	0	0	0	0.0	0	0	W	34-20
<b>2020 TOTALS</b>		<b>1-0</b>	<b>0</b>	<b>0</b>	<b>0.0</b>	<b>0</b>	<b>0</b>	<b>0</b>	<b>0</b>	<b>0.0</b>	<b>0</b>	<b>0</b>	<b>3-0</b>	

+ - Overtime



# RICKY SEALS-JONES

**TIGHT END #83**  
TEXAS A&M

**4<sup>TH</sup>** YEAR IN THE NFL

**1<sup>ST</sup>** YEAR WITH THE CHIEFS

HEIGHT: 6'5"  
WEIGHT: 243  
DRAFTED: FA-20  
BIRTHDAY: 3/15/95



## RICKY SEALS-JONES' NFL REGULAR SEASON RUSHING/RECEIVING STATISTICS

DATE	TEAM	GP	GS	RECEIVING					RUSHING				
				NO.	YDS.	AVG.	LG	TD	NO.	YDS.	AVG.	LG	TD
2017	Cardinals	10	1	12	201	16.8	29t	3	0	0	0.0	0	0
2018	Cardinals	15	5	34	343	10.1	40	1	0	0	0.0	0	0
2019	Browns	14	3	14	229	16.4	59	4	0	0	0.0	0	0
2020	Chiefs	0	0	0	0	0.0	0	0	0	0	0.0	0	0
<b>NFL TOTALS</b>		<b>39</b>	<b>9</b>	<b>60</b>	<b>773</b>	<b>12.9</b>	<b>59</b>	<b>8</b>	<b>0</b>	<b>0</b>	<b>0.0</b>	<b>0</b>	<b>0</b>

## 2020 GAME-BY-GAME REGULAR SEASON STATISTICS (CHIEFS)

DATE	OPPONENT	P/S	RECEIVING					RUSHING					W/L	SCORE
			NO.	YDS.	AVG.	LG	TD	NO.	YDS.	AVG.	LG	TD		
09/10	Texans							INACTIVE					W	34-20
09/20	at Chargers							INACTIVE					W	23-20+
09/28	at Ravens							INACTIVE					W	34-20
<b>2020 TOTALS</b>		<b>0-0</b>	<b>0</b>	<b>0</b>	<b>0.0</b>	<b>0</b>	<b>0</b>	<b>0</b>	<b>0</b>	<b>0.0</b>	<b>0</b>	<b>0</b>	<b>3-0</b>	

+ - Overtime



# UPDATED PLAYER BIOS



## TRAVIS KELCE

**TIGHT END #87**  
**CINCINNATI**

**8TH** YEAR IN  
THE NFL

**8TH** YEAR WITH  
THE CHIEFS

HEIGHT: 6'5"  
WEIGHT: 260  
DRAFTED: D3A-13  
BIRTHDAY: 10/5/89



### TRAVIS KELCE'S NFL REGULAR SEASON RUSHING/RECEIVING STATISTICS

DATE	TEAM	GP	GS	RECEIVING					RUSHING				
				NO.	YDS.	AVG.	LG	TD	NO.	YDS.	AVG.	LG	TD
2013	Chiefs	1	0	0	0	0.0	0	0	0	0	0.0	0	0
2014	Chiefs	16	11	67	862	12.9	34	5	0	0	0.0	0	0
2015	Chiefs	16	16	72	875	12.2	42t	5	0	0	0.0	0	0
2016	Chiefs	16	15	85	1,125	13.2	80t	4	1	-5	-5.0	-5	0
2017	Chiefs	15	15	83	1,038	12.5	44	8	2	7	3.5	4	0
2018	Chiefs	16	16	103	1,336	13.0	43	10	0	0	0.0	0	0
2019	Chiefs	16	16	97	1,229	12.7	47	5	1	4	4.0	4t	1
2020	Chiefs	3	3	21	227	10.8	29	2	0	0	0.0	0	0
<b>NFL TOTALS</b>		<b>99</b>	<b>92</b>	<b>528</b>	<b>6,692</b>	<b>12.7</b>	<b>80t</b>	<b>39</b>	<b>4</b>	<b>6</b>	<b>1.5</b>	<b>4t</b>	<b>1</b>

### 2020 GAME-BY-GAME REGULAR SEASON STATISTICS (CHIEFS)

DATE	OPPONENT	P/S	RECEIVING					RUSHING					W/L	SCORE
			NO.	YDS.	AVG.	LG	TD	NO.	YDS.	AVG.	LG	TD		
09/10	Texans	S	6	50	8.3	15	1	0	0	0.0	0	0	W	34-20
09/20	at Chargers	S	9	90	10.0	20	1	0	0	0.0	0	0	W	23-20+
09/28	at Ravens	S	6	87	14.5	29	0	0	0	0.0	0	0	W	34-20
<b>2020 TOTALS</b>		<b>3-3</b>	<b>21</b>	<b>227</b>	<b>10.8</b>	<b>29</b>	<b>2</b>	<b>0</b>	<b>0</b>	<b>0.0</b>	<b>0</b>	<b>0</b>	<b>3-0</b>	

+ - Overtime

### TRAVIS KELCE'S NFL REGULAR SEASON PASSING/RUSHING STATISTICS

DATE	TEAM	GP	GS	PASSING											RUSHING				
				ATT.	CMP.	PCT.	YDS	AVG.	TD	INT.	LG	SK	LST	RATE	NO.	YDS.	AVG.	LG	TD
2013	Chiefs	1	0	0	0	0.0	0	0.0	0	0	0	0	0	0.0	0	0	0.0	0	0
2014	Chiefs	16	11	0	0	0.0	0	0.0	0	0	0	0	0	0.0	0	0	0.0	0	0
2015	Chiefs	16	16	0	0	0.0	0	0.0	0	0	0	0	0	0.0	0	0	0.0	0	0
2016	Chiefs	16	15	0	0	0.0	0	0.0	0	0	0	0	0	0.0	1	-5	-5.0	0	0
2017	Chiefs	15	15	1	0	0.0	0	0.0	0	1	0	0	0	0.0	2	7	3.5	4	0
2018	Chiefs	16	16	0	0	0.0	0	0.0	0	0	0	0	0	0.0	0	0	0.0	0	0
2019	Chiefs	16	16	0	0	0.0	0	0.0	0	0	0	0	0	0.0	1	4	4.0	4t	1
2020	Chiefs	3	3	0	0	0.0	0	0.0	0	0	0	0	0	0.0	0	0	0.0	0	0
TOTALS		99	92	1	0	0.0	0	0.0	0	1	0	0	0	0.0	4	6	1.5	4T	1

### 2020 GAME-BY-GAME REGULAR SEASON STATISTICS (CHIEFS)

			PASSING											RUSHING						
DATE	OPPONENT	P/S	ATT	CMP	YDS	PCT	Y/A	Y/C	TD	INT	LG	SK/YD	RATE	ATT	YDS	LG	TD	W/L	SCORE	
09/10	Texans	S	0	0	0	0.0	0.0	0.0	0	0	0	0/0	0.0	0	0	0	0	W	34-20	
09/20	at Chargers	S	0	0	0	0.0	0.0	0.0	0	0	0	0/0	0.0	0	0	0	0	W	23-20+	
09/28	at Ravens	S	0	0	0	0.0	0.0	0.0	0	0	0	0/0	0.0	0	0	0	0	W	34-20	
2020 TOTALS		3-3	0	0	0	0.0	0.0	0.0	0	0	0	0/0	0.0	0	0	0	0	3-0		

+ - Overtime



# UPDATED PLAYER BIOS




## DERRICK NNADI

**DEFENSIVE TACKLE #91**  
**FLORIDA STATE**

**3<sup>RD</sup>** YEAR IN  
THE NFL

**3<sup>RD</sup>** YEAR WITH  
THE CHIEFS

HEIGHT: 6'1"  
WEIGHT: 312  
DRAFTED: D3A-18  
BIRTHDAY: 9/5/96



### DERRICK NNADI'S NFL REGULAR SEASON DEFENSIVE STATISTICS

				TACKLES								INTERCEPTIONS					O. FUMB			ST					MISC	
DATE	TEAM	GP	GS	TK	S	A	TFL	YDS	SK	YDS	QBH	NO	YDS	LG	TD	PD	FF	FR	YDS	TK	S	A	FF	FR	S	A
2018	Chiefs	16	11	35	17	18	0	0	0.0	0.0	0	0	0	0	0	0	0	0	0	0	0	0	0	0	0	0
2019	Chiefs	16	16	48	18	30	3	3	1.0	1.0	1	1	0	0	0	1	1	0	0	0	0	0	0	0	0	0
2020	Chiefs	3	3	11	1	10	0	0	0.0	0.0	0	0	0	0	0	0	0	0	0	0	0	0	0	0	0	0
NFL TOTALS		35	30	94	36	58	3	3	1.0	1.0	1	1	0	0	0	1	1	0	0	0	0	0	0	0	0	0

### 2020 GAME-BY-GAME REGULAR SEASON STATISTICS (CHIEFS)

			TACKLES							INTERCEPTIONS					O. FUMB			ST				MISC					
DATE	OPPONENT	P/S	TK	S	A	SK	YDS	TFL	YDS	QBH	NO	YDS	LG	TD	PD	FF	FR	YDS	TK	S	A	FF	FR	S	A	W/L	SCORE
09/10	Texans	S	1	0	1	0.0	0.0	0	0	0	0	0	0	0	0	0	0	0	0	0	0	0	0	0	0	W	34-20
09/20	at Chargers	S	9	1	8	0.0	0.0	0	0	0	0	0	0	0	0	0	0	0	0	0	0	0	0	0	0	W	23-20+
09/28	at Ravens	S	1	0	1	0.0	0.0	0	0	0	0	0	0	0	0	0	0	0	0	0	0	0	0	0	0	W	34-20
2020 TOTALS		3-3	11	1	10	0.0	0.0	0	0	0	0	0	0	0	0	0	0	0	0	0	0	0	0	0	0	3-0	

+ - Overtime



## TANO KPASSAGNON

**DEFENSIVE END #92**  
**VILLANOVA**

**4<sup>TH</sup>** YEAR IN  
THE NFL

**4<sup>TH</sup>** YEAR WITH  
THE CHIEFS

HEIGHT: 6'7"  
WEIGHT: 289  
DRAFTED: D2-17  
BIRTHDAY: 6/14/94



### TANO KPASSAGNON'S NFL REGULAR SEASON DEFENSIVE STATISTICS

				TACKLES								INTERCEPTIONS					O. FUMB			ST					MISC	
DATE	TEAM	GP	GS	TK	S	A	TFL	YDS	SK	YDS	QBH	NO	YDS	LG	TD	PD	FF	FR	YDS	TK	S	A	FF	FR	S	A
2017	Chiefs	16	1	13	7	6	3	20	2.0	17.0	2	0	0	0	0	0	0	0	0	1	1	0	0	0	0	0
2018	Chiefs	13	0	4	3	1	1	6	0.0	0.0	1	0	0	0	0	0	0	0	0	0	0	0	0	0	0	0
2019	Chiefs	16	8	29	21	8	6	45	4.0	47.0	11	0	0	0	0	2	1	1	0	0	0	0	0	0	0	0
2020	Chiefs	3	3	5	3	2	0	0	0.0	0.0	1	0	0	0	0	1	0	0	0	0	0	0	0	0	0	0
NFL TOTALS		48	12	51	34	17	10	71	6.0	64.0	15	0	0	0	0	3	1	1	0	1	1	0	0	0	0	0

# UPDATED PLAYER BIOS

## 2020 GAME-BY-GAME REGULAR SEASON STATISTICS (CHIEFS)

			TACKLES							INTERCEPTIONS					O. FUMB			ST					MISC					
DATE	OPPONENT	P/S	TK	S	A	SK	YDS	TFL	YDS	QBH	NO	YDS	LG	TD	PD	FF	FR	YDS	TK	S	A	FF	FR	S	A	W/L	SCORE	
09/10	Texans	S	0	0	0	0.0	0.0	0	0	1	0	0	0	0	0	0	0	0	0	0	0	0	0	0	0	W	34-20	
09/20	at Chargers	S	4	3	1	0.0	0.0	0	0	0	0	0	0	0	1	0	0	0	0	0	0	0	0	0	0	W	23-20+	
09/28	at Ravens	S	1	0	1	0.0	0.0	0	0	0	0	0	0	0	0	0	0	0	0	0	0	0	0	0	0	W	34-20	
2020 TOTALS			3-3	5	3	2	0.0	0.0	0	0	1	0	0	0	0	1	0	0	0	0	0	0	0	0	0	0	3-0	

+ - Overtime



# TACO CHARLTON

**DEFENSIVE END #94**  
MICHIGAN

**4<sup>TH</sup>** YEAR IN THE NFL

**1<sup>ST</sup>** YEAR WITH THE CHIEFS

HEIGHT: 6'6"  
WEIGHT: 270  
DRAFTED: FA-20  
BIRTHDAY: 7/11/94



## TACO CHARLTON'S NFL REGULAR SEASON DEFENSIVE STATISTICS

				TACKLES								INTERCEPTIONS					O. FUMB			ST					MISC		
DATE	TEAM	GP	GS	TK	S	A	TFL	YDS	SK	YDS	QBH	NO	YDS	LG	TD	PD	FF	FR	YDS	TK	S	A	FF	FR	S	A	
2017	Cowboys	16	0	20	14	6	1	1	3.0	14.0	11	0	0	0	0	1	1	0	0	0	0	0	0	0	0	0	
2018	Cowboys	11	7	27	13	14	4	18	1.0	13.0	8	0	0	0	0	1	0	1	0	0	0	0	0	0	0	0	
2019	Cowboys	0	0	0	0	0	0	0	0.0	0.0	0	0	0	0	0	0	0	0	0	0	0	0	0	0	0	0	
Went from <b>Dallas</b> to <b>Miami</b> .																											
2019	Dolphins	10	5	21	14	7	3	15	5.0	34.0	5	0	0	0	0	0	2	0	0	0	0	0	0	0	0	0	
2019	TOTAL	10	5	21	14	7	3	15	5.0	34.0	5	0	0	0	0	0	2	0	0	0	0	0	0	0	0	0	
2020	Chiefs	2	0	2	1	1	1	1	1.0	1.0	2	0	0	0	0	0	0	0	0	0	0	0	0	0	0	0	
NFL TOTALS		39	12	70	42	28	9	35	10.0	62.0	26	0	0	0	0	2	3	1	0	0	0	0	0	0	0	0	

## 2020 GAME-BY-GAME REGULAR SEASON STATISTICS (CHIEFS)

			TACKLES							INTERCEPTIONS					O. FUMB			ST					MISC				
DATE	OPPONENT	P/S	TK	S	A	SK	YDS	TFL	YDS	QBH	NO	YDS	LG	TD	PD	FF	FR	YDS	TK	S	A	FF	FR	S	A	W/L	SCORE
09/10	Texans		INACTIVE																				W	34-20			
09/20	at Chargers	P	2	1	1	1.0	1.0	1	1	2	0	0	0	0	0	0	0	0	0	0	0	0	0	0	0	W	23-20+
09/28	at Ravens	P	0	0	0	0.0	0.0	0	0	0	0	0	0	0	0	0	0	0	0	0	0	0	0	0	0	W	34-20
2020 TOTALS		2-0	2	1	1	1.0	1.0	1	1	2	0	0	0	0	0	0	0	0	0	0	0	0	0	0	0	3-0	

+ - Overtime



# CHRIS JONES

**DEFENSIVE TACKLE #95**  
MISSISSIPPI STATE

**5<sup>TH</sup>** YEAR IN THE NFL

**5<sup>TH</sup>** YEAR WITH THE CHIEFS

HEIGHT: 6'6"  
WEIGHT: 310  
DRAFTED: D2-16  
BIRTHDAY: 3/7/94





# UPDATED PLAYER BIOS

## CHRIS JONES' NFL REGULAR SEASON DEFENSIVE STATISTICS

				TACKLES								INTERCEPTIONS					O. FUMB			ST					MISC	
DATE	TEAM	GP	GS	TK	S	A	TFL	YDS	SK	YDS	QBH	NO	YDS	LG	TD	PD	FF	FR	YDS	TK	S	A	FF	FR	S	A
2016	Chiefs	16	11	28	17	11	5	26	2.0	19.0	10	0	0	0	0	4	0	0	0	0	0	0	0	0	0	0
2017	Chiefs	16	7	32	22	10	5	24	6.5	42.0	13	1	-3	0	0	7	4	0	0	0	0	0	0	0	0	0
2018	Chiefs	16	11	40	35	5	19	112	15.5	122.0	29	1	20	20t	1	5	2	0	0	0	0	0	0	0	0	0
2019	Chiefs	13	12	36	23	13	8	63	9.0	75.0	20	0	0	0	0	4	1	1	12	0	0	0	0	0	0	0
2020	Chiefs	3	3	12	8	4	0	0	3.5	11.0	6	0	0	0	0	0	2	0	0	0	0	0	0	0	0	0
NFL TOTALS		64	44	148	105	43	37	225	36.5	269.0	78	2	17	20t	1	20	9	1	12	0	0	0	0	0	0	0

## 2020 GAME-BY-GAME REGULAR SEASON STATISTICS (CHIEFS)

			TACKLES							INTERCEPTIONS					O. FUMB			ST					MISC				
DATE	OPPONENT	P/S	TK	S	A	SK	YDS	TFL	YDS	QBH	NO	YDS	LG	TD	PD	FF	FR	YDS	TK	S	A	FF	FR	S	A	W/L	SCORE
09/10	Texans	S	4	3	1	1.5	2.0	0	0	2	0	0	0	0	0	0	0	0	0	0	0	0	0	0	0	W	34-20
09/20	at Chargers	S	3	2	1	0.0	0.0	0	0	2	0	0	0	0	0	0	0	0	0	0	0	0	0	0	0	W	23-20+
09/28	at Ravens	S	5	3	2	2.0	9.0	0	0	2	0	0	0	0	0	2	0	0	0	0	0	0	0	0	0	W	34-20
2020 TOTALS		3-3	12	8	4	3.5	11.0	0	0	6	0	0	0	0	0	2	0	0	0	0	0	0	0	0	0	3-0	

+ - Overtime



# TERSHAWN WHARTON

DEFENSIVE TACKLE #98  
MISSOURI S&T

**ROOKIE**

HEIGHT: 6'4"  
WEIGHT: 255  
DRAFTED: CFA-20  
BIRTHDAY: 6/25/98



## TERSHAWN WHARTON'S NFL REGULAR SEASON DEFENSIVE STATISTICS

				TACKLES								INTERCEPTIONS						O. FUMB			ST						MISC		
DATE	TEAM	GP	GS	TK	S	A	TFL	YDS	SK	YDS	QBH	NO	YDS	LG	TD	PD	FF	FR	YDS	TK	S	A	FF	FR	S	A			
2020	Chiefs	3	0	7	5	2	1	0	0.0	0.0	0	0	0	0	0	0	0	0	0	0	0	0	0	0	0	0			
NFL TOTALS		3	0	7	5	2	1	0	0.0	0.0	0	0	0	0	0	0	0	0	0	0	0	0	0	0	0	0			

## 2020 GAME-BY-GAME REGULAR SEASON STATISTICS (CHIEFS)

			TACKLES							INTERCEPTIONS					O. FUMB			ST					MISC				
DATE	OPPONENT	P/S	TK	S	A	SK	YDS	TFL	YDS	QBH	NO	YDS	LG	TD	PD	FF	FR	YDS	TK	S	A	FF	FR	S	A	W/L	SCORE
09/10	Texans	P	2	1	1	0.0	0.0	0	0	0	0	0	0	0	0	0	0	0	0	0	0	0	0	0	0	W	34-20
09/20	at Chargers	P	5	4	1	0.0	0.0	1	0	0	0	0	0	0	0	0	0	0	0	0	0	0	0	0	0	W	23-20+
09/28	at Ravens	P	0	0	0	0.0	0.0	0	0	0	0	0	0	0	0	0	0	0	0	0	0	0	0	0	0	W	34-20
2020 TOTALS		3-0	7	5	2	0.0	0.0	1	0	0	0	0	0	0	0	0	0	0	0	0	0	0	0	0	0	3-0	

+ - Overtime

SUPER BOWL LIV

# CHAMPIONS



**ALL-TIME RECORDS**



## Service

### Most Seasons, Active Players

15 Jerrel Wilson	1963-77
15 Dustin Colquitt	2005-19
14 Len Dawson	1962-75
14 Ed Budde	1963-76
14 Nick Lowery	1980-93
14 Will Shields	1993-06
13 Jim Tyrer	1961-73
13 Buck Buchanan	1963-75
13 Emmitt Thomas	1966-78
13 Jan Stenerud	1967-79
13 Jack Rudnay	1970-82
13 John Alt	1984-96
13 Derrick Johnson	2005-17
12 Johnny Robinson	1960-71
12 Dave Hill	1963-74
12 Bobby Bell	1963-74
12 Mike Livingston	1968-79
12 Henry Marshall	1976-87
12 Tony Gonzalez	1997-08
12 Tamba Hali	2006-17

### Most Games Played, Career (All 175+)

238 Dustin Colquitt	2005-19
224 Will Shields	1993-06
212 Nick Lowery	1980-93
203 Jerrel Wilson	1963-77
190 Tony Gonzalez	1997-08
186 Jan Stenerud	1967-79
183 Len Dawson	1962-75
183 Buck Buchanan	1963-75
182 Derrick Johnson	2005-17
181 Emmitt Thomas	1966-78
180 Jim Tyrer	1961-73
179 John Alt	1984-96
178 Jack Rudnay	1970-82
177 Ed Budde	1963-76
177 Tamba Hali	2006-17

### Most Games Started, Career (Since 1968)

223 Will Shields	1993-06
174 Tony Gonzalez	1997-08
171 Jack Rudnay	1970-82
169 Derrick Johnson	2005-17
164 Tim Grunhard	1990-00
*158 Len Dawson (*Since 1962)	1962-75
157 Derrick Thomas	1989-99
157 Tamba Hali	2006-17

### Most Starts, Rookie, Season

16 Sylvester Hicks	1978
16 Art Still	1978
16 Dave Lutz	1983
16 Kevin Ross	1984
16 Dino Hackett	1986
16 Derrick Thomas	1989
16 Greg Wesley	2000
16 Derrick Johnson	2005
16 Tamba Hali	2006
16 Brandon Carr	2008
16 Glenn Dorsey	2008
16 Eric Berry	2010
16 Dontari Poe	2012
16 Marcus Peters	2015

16 Kareem Hunt 2017

16 Juan Thornhill 2019

### Most Consecutive Games Played, Career

224 Will Shields	Sept. 5, 1993 - Dec. 31, 2006
186 Jan Stenerud	Sept. 9, 1967 - Dec. 16, 1979
184 Dustin Colquitt	Nov. 9, 2008 - Dec. 29, 2019
180 Jim Tyrer	Sept. 10, 1961 - Dec. 2, 1973
168 Bobby Bell	Sept. 7, 1963 - Dec. 14, 1974
166 Buck Buchanan	Sept. 7, 1963 - Dec. 1, 1974

### Most Consecutive Games Started (Since 1968)

223 Will Shields	Sept. 12, 1993 - Dec. 31, 2006
144 Emmitt Thomas	Sept. 28, 1968 - Oct. 15, 1978
134 Jim Lynch	Sept. 9, 1968 - Nov. 6, 1977
120 Tim Grunhard	Sept. 5, 1993 - Oct. 29, 2000
120 Tony Gonzalez	Sept. 19, 1999 - Nov. 12, 2006

### Most Consecutive Games Started To Begin Career

101 Gary Barbaro	1976-82
64 Brandon Carr	2008-11
51 Art Still	1978-81
41 Tamba Hali	2006-08
37 Greg Wesley	2000-02

### Most Games Started, Quarterback, Career

158 Len Dawson	1962-75
88 Trent Green	2001-06
77 Bill Kenney	1979-88
76 Alex Smith	2013-17
75 Mike Livingston	1968-79
52 Steve DeBerg	1988-91

### Most Consecutive Games Started, Quarterback

81 Trent Green	Sept. 9, 2001 - Sept. 10, 2006
44 Len Dawson	Oct. 31, 1965 - Nov. 3, 1968
35 Steve DeBerg	Nov. 26, 1989 - Dec. 8, 1991
28 Steve Bono	Sept. 3, 1995 - Nov. 24, 1996
28 Elvis Grbac	Dec. 26, 1998 - Nov. 19, 2000
28 Len Dawson	Sept. 8, 1962 - Nov. 8, 1963

### Most Consecutive Seasons Starting Every Game, QB

5 Trent Green	2001-05
2 Len Dawson	1966-67

## Scoring

### Most Points, Career (All 400+)

1,466 Nick Lowery	1980-93
1,231 Jan Stenerud	1967-79
517 Ryan Succop	2009-13
500 Priest Holmes	2001-07
462 Tony Gonzalez	1997-08
449 Harrison Butker	2017-20
442 Pete Stoyanovich	1996-00

### Most Seasons, 100 or More Points

11 Nick Lowery	1981, '83-86, '88-93
5 Jan Stenerud	1967-71
4 Ryan Succop	2009-10, '12-13
3 Pete Stoyanovich	1997-99
3 Lawrence Tynes	2004-06
3 Cairo Santos	2014-16
3 Harrison Butker	2017-19
2 Lin Elliott	1994-95
2 Morten Andersen	2002-03
2 Priest Holmes	2002-03
2 Larry Johnson	2005-06
1 Jack Spikes	1960
1 Abner Haynes	1962
1 Todd Peterson	2001

### Most Points, Season (All 125+)

# REGULAR INDIVIDUAL

162 Priest Holmes	2003
147 Harrison Butker	2019
144 Priest Holmes	2002
142 Harrison Butker	2017
139 Nick Lowery	1990
137 Harrison Butker	2018
129 Jan Stenerud	1968
129 Cairo Santos	2015
129 Cairo Santos	2016
126 Larry Johnson	2005
125 Lawrence Tynes	2005
<b>Most Points, Non-Kickers, Rookie, Season</b>	
72 Abner Haynes	1960
72 Tyreek Hill	2016
66 Billy Jackson	1981
66 Kareem Hunt	2017
48 Johnny Robinson	1960
48 Mike Garrett	1966
<b>Most Points, Kickers, Rookie, Season</b>	
142 Harrison Butker	2017
113 Cairo Santos	2014
108 Jan Stenerud	1967
104 Jack Spikes	1960
104 Ryan Succop	2009
<b>Most Points, Game</b>	
30 Abner Haynes vs. Oakland	Nov. 26, 1961
30 Jamaal Charles at Oakland	Dec. 15, 2013
24 Frank Jackson vs. Denver	Dec. 10, 1961
24 Abner Haynes vs. Boston	Sept. 8, 1962
24 Frank Jackson at San Diego	Dec. 13, 1964
24 Bert Coan at Denver	Oct. 23, 1966
24 Priest Holmes at Cleveland	Sept. 8, 2002
24 Priest Holmes vs. Atlanta	Oct. 24, 2004
24 Derrick Blaylock vs. Atlanta	Oct. 24, 2004
24 Larry Johnson vs. Seattle	Oct. 29, 2006
<b>Most Touchdowns, Career</b>	
83 Priest Holmes (76 rush, 7 rec.)	2001-07
76 Tony Gonzalez (0 rush, 76 rec.)	1997-08
64 Jamaal Charles (43 rush, 20 rec., 1 KR)	2008-16
61 Larry Johnson (55 rush, 6 rec.)	2003-09
60 Otis Taylor (3 rush, 57 rec.)	1965-75
58 Abner Haynes(39 rush, 17 rec., 1 KR, 1 fum.)	1960-64
<b>Most Touchdowns, Season</b>	
27 Priest Holmes (27 rush, 0 rec.)	2003
24 Priest Holmes (21 rush, 3 rec.)	2002
21 Larry Johnson (20 rush, 1 rec)	2005
19 Abner Haynes (13 rush, 6 rec.)	1962
19 Larry Johnson (17 rush, 2 rec.)	2006
19 Jamaal Charles (12 rush, 7 rec.)	2013
<b>Most Touchdowns, Rookie, Season</b>	
12 Abner Haynes (9 rush, 3 rec.)	1960
12 Tyreek Hill (3 rush, 6 rec., 2 PR, 1 KR)	2016
11 Billy Jackson (10 rush, 1 rec.)	1981
11 Kareem Hunt (8 rush, 3 rec.)	2017
8 Johnny Robinson (4 rush, 4 rec.)	1960
8 Mike Garrett (6 rush, 1 rec., 1 PR)	1966
<b>Most Touchdowns, Game</b>	
5 Abner Haynes vs. Oakland	Nov. 26, 1961
5 Jamaal Charles at Oakland	Dec. 15, 2013
4 Frank Jackson vs. Denver	Dec. 10, 1961
4 Abner Haynes vs. Boston	Sept. 8, 1962
4 Frank Jackson at San Diego	Dec. 13, 1964
4 Bert Coan at Denver	Oct. 23, 1966
4 Priest Holmes at Cleveland	Sept. 8, 2002

4 Priest Holmes vs. Atlanta	Oct. 24, 2004
4 Derrick Blaylock vs. Atlanta	Oct. 24, 2004
4 Larry Johnson vs. Seattle	Oct. 29, 2006
3 42 times;	
Last, Sammy Watkins at Jacksonville	Sept. 15, 2019
<b>Most Consecutive Games Scoring Touchdowns</b>	
11 Priest Holmes	2002
9 Larry Johnson	2006
8 Priest Holmes	2003-04
8 Larry Johnson	2004-05
8 Kareem Hunt	2018
7 Marcus Allen	1993
7 Priest Holmes	2004-05
7 Larry Johnson	2005
7 Dwayne Bowe	2010
7 Jamaal Charles	2013
<b>Most Points After TD Attempted, Career</b>	
483 Nick Lowery	1980-93
409 Jan Stenerud	1967-79
164 Pete Stoyanovich	1996-00
160 Ryan Succop	2009-13
155 Harrison Butker	2017-20
149 Tommy Brooker	1962-66
<b>Most Points After TD Attempted, Season</b>	
69 Harrison Butker	2018
60 Lawrence Tynes	2004
59 Morten Andersen	2003
52 Ryan Succop	2013
51 Morten Andersen	2002
48 Harrison Butker	2019
46 Tommy Brooker	1964
<b>Most Points After TD Attempted, Game</b>	
8 Tommy Brooker at Denver	Sept. 7, 1963
8 Mike Mercer at Denver	Oct. 23, 1966
8 Lawrence Tynes vs. Atlanta	Oct. 24, 2004
8 Ryan Succop at Oakland	Dec. 15, 2013
<b>Most Points After TD Made, Career</b>	
479 Nick Lowery	1980-93
394 Jan Stenerud	1967-79
163 Pete Stoyanovich	1996-00
160 Ryan Succop	2009-13
149 Tommy Brooker	1962-66
<b>Most Points After TD Made, Season</b>	
65 Harrison Butker	2018
58 Morten Andersen	2003
58 Lawrence Tynes	2004
52 Ryan Succop	2013
51 Morten Andersen	2002
46 Tommy Brooker	1964
<b>Most Points After TD Made, Game</b>	
8 Tommy Brooker at Denver	Sept. 7, 1963
8 Mike Mercer at Denver	Oct. 23, 1966
8 Lawrence Tynes vs. Atlanta	Oct. 24, 2004
8 Ryan Succop at Oakland	Dec. 15, 2013
7 Cotton Davidson vs. Denver	Dec.10, 1961
7 T. Brooker at N.Y. Titans	Nov. 11, 1962
7 Jack Spikes vs. Denver	Dec. 8, 1963
7 Tommy Brooker vs. Houston	Nov. 28, 1965
7 Morten Andersen vs. Arizona	Dec. 1, 2002
7 Morten Andersen vs. St. Louis	Dec. 8, 2002
7 Lawrence Tynes at Tennessee	Dec. 13, 2004
<b>Most Consecutive Points After TD</b>	
197 Nick Lowery	1983-89
160 Ryan Succop	2009-13

# REGULAR INDIVIDUAL

155 Jan Stenerud	1968-73
149 Tommy Brooker	1962-66
<b>Highest Point After Percentage, Career (100 PATs)</b>	
100.00 Ryan Succop (160-160)	2009-13
100.00 Tommy Brooker (149-149)	1962-66
99.39 Pete Stoyanovich (163-164)	1996-00
99.17 Nick Lowery (479-483)	1980-93
99.09 Morten Andersen (109-110)	2002-03
97.16 Lawrence Tynes (137-141)	2004-06
<b>Most Field Goals Attempted, Career</b>	
436 Jan Stenerud	1967-79
410 Nick Lowery	1980-93
147 Ryan Succop	2009-13
115 Pete Stoyanovich	1996-00
113 Harrison Butker	2017-20
105 Cairo Santos	2014-17
<b>Most Field Goals Attempted, Season</b>	
44 Jan Stenerud	1971
42 Jan Stenerud	1970
42 Harrison Butker	2017
40 Jan Stenerud	1968
<b>Most Field Goals Attempted, Game</b>	
7 Cairo Santos at Cincinnati	October 4, 2015
7 Jan Stenerud vs. Buffalo	Dec. 19, 1971
6 Tommy Brooker vs. San Diego	Dec. 16, 1962
6 Jan Stenerud	6 times
Last; at Washington	Oct. 10, 1976
6 Todd Peterson vs. Denver	Dec. 16, 2001
6 Ryan Succop at New Orleans	Sept. 23, 2012
6 Harrison Butker vs. Miami	Dec. 24, 2017
<b>Most Seasons Leading League, Field Goals Made</b>	
3 Jan Stenerud	1967, '70, '75
<b>Most Field Goals Made, Career</b>	
329 Nick Lowery	1980-93
279 Jan Stenerud	1967-79
119 Ryan Succop	2009-13
101 Harrison Butker	2017-20
93 Pete Stoyanovich	1996-00
89 Cairo Santos	2014-17
<b>Most Field Goals Made, Season</b>	
38 Harrison Butker	2017
34 Nick Lowery	1990
34 Harrison Butker	2019
31 Cairo Santos	2016
30 Jan Stenerud	1968, '70
30 Cairo Santos	2015
28 Ryan Succop	2012
<b>Most Field Goals Made, Rookie, Season</b>	
38 Harrison Butker	2017
25 Ryan Succop	2009
25 Cairo Santos	2014
21 Jan Stenerud	1967
13 Jack Spikes	1960
12 Tommy Brooker	1962
<b>Most Field Goals Made, Game</b>	
7 Cairo Santos at Cincinnati	Oct. 5, 2015
6 Ryan Succop at New Orleans	Sept. 23, 2012
5 Jan Stenerud	3 times
Last; vs. Buffalo	Dec. 19, 1971
5 Nick Lowery	4 times
Last; vs. Denver	Sept. 20, 1993
5 Ryan Succop vs. Minnesota	Oct. 2, 2011
5 Cairo Santos at Denver	Nov. 15, 2015
5 Harrison Butker	3 times

Last; vs. Miami	Dec. 24, 2017
4 Tommy Brooker vs. San Diego	Dec. 16, 1962
4 Mike Mercer at N.Y. Jets	Nov. 27, 1966
4 Lin Elliott vs. Seattle	Dec. 24, 1995
4 Jan Stenerud	10 times
4 Nick Lowery	8 times
4 Pete Stoyanovich	2 times
4 Todd Peterson vs. Denver	Dec. 16, 2001
4 Lawrence Tynes	2 times
Last; vs. Denver	Nov. 23, 2006
4 Nick Novak vs. Denver	Sept. 28, 2008
4 Ryan Succop	4 times
Last; at Tennessee	Oct. 6, 2013
4 Cairo Santos	5 times
Last; at Carolina	Nov. 13, 2016
4 Harrison Butker	5 times
Last; at Tennessee	Nov. 10, 2019
<b>Most Consecutive Games Scoring Field Goals</b>	
16 Harrison Butker	2019-20
15 Lawrence Tynes	2004-05
14 Jan Stenerud	1970
14 Harrison Butker	2017-18
12 Pete Stoyanovich	1997-98
11 Jan Stenerud	1968-69
11 Jan Stenerud	1971-72
11 Nick Lowery	1985-86
11 Morten Andersen	2002
<b>Most Consecutive Games Scoring Field Goals, Single Season</b>	
14 Jan Stenerud	1970
14 Harrison Butker	2019
13 Harrison Butker	2017
12 Lawrence Tynes	2005
11 Morten Andersen	2002
<b>Most Consecutive Field Goals Made</b>	
23 Harrison Butker	2017
22 Pete Stoyanovich	1997-98
22 Ryan Succop	2011
21 Nick Lowery	1990
21 Nick Lowery	1991
16 Jan Stenerud	1969
16 Harrison Butker	2019-20
<b>Longest Field Goal</b>	
58 Nick Lowery at Washington	Sept. 18, 1983
58 Nick Lowery vs. L.A. Raiders	Sept. 12, 1985
58 Harrison Butker at L.A. Chargers	Sept. 20, 2020
58 Harrison Butker at L.A. Chargers	Sept. 20, 2020
57 Nick Lowery vs. Seattle	Sept. 14, 1980
56 Harrison Butker at Chicago	Dec. 22, 2019
55 Jan Stenerud at Denver	Oct. 4, 1970
54 Jan Stenerud at Houston	Sept. 9, 1967
54 Jan Stenerud at Denver	Oct. 5, 1969
54 Jan Stenerud at San Francisco	Dec. 6, 1971
54 Nick Lowery vs. L.A. Raiders	Nov. 6, 1983
54 Nick Lowery at Detroit	Nov. 26, 1987
54 Pete Stoyanovich vs. Denver	Nov. 16, 1997
54 Ryan Succop vs. Minnesota	Oct. 2, 2011
54 Cairo Santos at Houston	Sept. 18, 2016
54 Harrison Butker at Seattle	Dec. 23, 2018
54 Harrison Butker vs. Minnesota	Nov. 3, 2019
<b>Highest Field Goal Percentage, Career (100 Attempts)</b>	
89.4 Harrison Butker (101-113)	2017-20
84.8 Cairo Santos (89-105)	2014-17
81.0 Ryan Succop (119-147)	2009-13

# REGULAR INDIVIDUAL

80.9 Pete Stoyanovich (93-115)	1996-00
80.2 Nick Lowery (329-410)	1980-93
64.0 Jan Stenerud (279-436)	1967-79
<b>Highest Field Goal Percentage, Season</b>	
96.3 Pete Stoyanovich (26-27)	1997
91.9 Nick Lowery (34-37)	1990
91.6 Nick Lowery (22-24)	1992
90.5 Harrison Butker (38-42)	2017
89.5 Harrison Butker (34-38)	2019
88.9 Nick Lowery (24-27)	1985
88.9 Harrison Butker (24-27)	2018
<b>Highest Field Goal Percentage, Career At Arrowhead</b>	
88.1 Pete Stoyanovich (52-59)	1996-00
86.2 Harrison Butker (50-58)	2017-20
85.6 Nick Lowery (179-209)	1980-93
82.4 Ryan Succop (61-74)	2009-13
79.2 Cairo Santos (38-48)	2014-17
<b>Attempts Less Than 40 Yards, Season (15 Attempts)</b>	
23-26 Cairo Santos	2016
24-25 Harrison Butker	2017
21-21 Nick Lowery	1991
20-20 Pete Stoyanovich	1998
16-20 Ryan Succop	2012
18-19 Harrison Butker	2019
17-18 Cairo Santos	2014
17-18 Cairo Santos	2015
17-17 Ryan Succop	2009
16-16 Morten Andersen	2002
16-16 Harrison Butker	2018
15-16 Ryan Succop	2013
14-15 Ryan Succop	2011
<b>Most Field Goals, No Misses, Game</b>	
7 Cairo Santos at Cincinnati	Oct. 4, 2015
6 Ryan Succop at New Orleans	Sept. 23, 2012
5 Jan Stenerud at Buffalo	Nov. 2, 1969
5 Jan Stenerud vs. Buffalo	Dec. 7, 1969
5 Nick Lowery vs. L.A. Raiders	Sept. 12, 1985
5 Nick Lowery at Chicago	Dec. 29, 1990
5 Nick Lowery vs. Denver	Sept. 20, 1993
5 Ryan Succop vs. Minnesota	Oct. 2, 2011
5 Harrison Butker at Houston	Oct. 8, 2017
5 Harrison Butker vs. Denver	Oct. 30, 2017
<b>Most Field Goals, 50 or More Yards, Career</b>	
20 Nick Lowery	1980-93
12 Jan Stenerud	1967-79
11 Harrison Butker	2017-20
9 Ryan Succop	2009-13
7 Cairo Santos	2014-16
6 Lawrence Tynes	2004-06
5 Pete Stoyanovich	1996-99
<b>Most Field Goals, 50 or More Yards, Season</b>	
4 Nick Lowery	1980
4 Cairo Santos	2015
4 Harrison Butker	2017
3 Nick Lowery	1985, '88
3 Ryan Succop	2011
3 Harrison Butker	2019
2 Pete Stoyanovich	1997, '98
2 Lawrence Tynes	2004, 2005, 2006
2 Ryan Succop	2009, '12
2 Cairo Santos	2016
2 Harrison Butker	2018, '20
<b>Most Field Goals, 50 or More Yards, Game</b>	
2 Nick Lowery vs. Seattle	Sept. 14, 1980

2 Nick Lowery at New Orleans	Sept. 8, 1985
2 Nick Lowery at Detroit	Nov. 26, 1987
2 Lawrence Tynes at Miami	Oct. 21, 2005
2 Ryan Succop vs. Minnesota	Oct. 2, 2011
2 Cairo Santos at Cincinnati	Oct. 4, 2015
2 Harrison Butker at L.A. Chargers	Sept. 20, 2020
<b>Most Defensive Touchdowns, Career</b>	
8 Bobby Bell (6 INTs, 2 FRs)	1963-74
5 Emmitt Thomas (5 INTs)	1966-78
5 Jim Kearney (5 INTs)	1967-75
5 Eric Berry (5 INTs)	2010-16
4 Lloyd Burruss (4 INTs)	1981-91
4 Derrick Thomas (4 FRs)	1989-99
4 James Hasty (3 INTs, 1 FR)	1995-99
4 Derrick Johnson (4 INTs)	2005-16
<b>Most Defensive Touchdowns, Season</b>	
4 Jim Kearney (4 INTs)	1972
3 David Webster (2 INTs, 1 FR)	1960
3 Lloyd Burruss (3 INTs)	1986
3 Charles Mincy (2 INTs, 1 FR)	1992
3 Mark McMillian (3 INTs)	1997
<b>Most Defensive Touchdowns, Game</b>	
2 Jim Kearney at Denver	Oct. 1, 1972
2 Lloyd Burruss vs. San Diego	Oct. 19, 1986
2 Cris Dishman at Oakland	Nov. 28, 1999
2 Derrick Johnson at Denver	Jan. 3, 2010
<b>Most Special Teams Touchdowns, Career</b>	
11 Dante Hall (5 PRs, 6 KORs)	2000-06
8 Tamarick Vanover (4 PRs, 4 KORs)	1995-99
5 Tyreek Hill (4 PRs, 1 KOR)	2016-20
4 J.T. Smith (4 PRs)	1978-84
3 Dexter McCluster (3 PRs)	2010-13
2 Five players tied	
<b>Most Special Teams Touchdowns, Season</b>	
4 Dante Hall (2 PRs, 2 KR)	2003
3 Tamarick Vanover (2 KR, 1 PR)	1995
3 Dante Hall (2 PRs, 1 KR)	2002
3 Tyreek Hill (2 PRs, 1 KR)	2016
2 J.T. Smith (2 PRs)	1979
2 J.T. Smith (2 PRs)	1980
2 Paul Palmer (2 KR)	1987
2 Dale Carter (2 PRs)	1992
2 Dante Hall (2 KR)	2004
2 Dexter McCluster (2 PRs)	2013
<b>Most Safeties, Career</b>	
3 Derrick Thomas	1989-98
2 Bill Maas	1984-92
2 Dan Saleaumua	1989-96
2 Joe Phillips	1992-97
1 Buck Buchanan	1963-75
1 Willie Lanier	1967-77
1 John Lohmeyer	1973, '75-77
1 Ed Beckman	1977-84
1 Dino Hackett	1986-92
1 Albert Lewis	1983-93
1 Rob McGovern	1989-90
1 Bernard Pollard	2006-08
1 Tamba Hali	2006-16
1 Justin Houston	2011-18
1 D.J. Alexander	2015-16
<b>Most Safeties, Season</b>	
1 Buck Buchanan	1968
1 Willie Lanier	1974
1 John Lohmeyer	1976



# REGULAR INDIVIDUAL

1 Ed Beckman	1978
1 Dino Hackett	1988
1 Albert Lewis	1988
1 Bill Maas	1988, '90
1 Rob McGovern	1989
1 Dan Saleaumua	1991, '96
1 Derrick Thomas	1994, '97, '98
1 Joe Phillips	1997
1 Bernard Pollard	2007
1 Tamba Hali	2009
1 Justin Houston	2012
1 D.J. Alexander	2015

## Most Two-Point Conversions, Career

3 Tony Gonzalez	1997-08
3 Travis Kelce	2013-20
2 Bo Dickinson	1960-61
2 Curtis McClinton	1962-69
2 Jerrel Wilson	1963-77
2 Reg Carolan	1964-68
2 Trent Green	2001-06
2 Eddie Kennison	2001-07

## Most Two-Point Conversions, Season

2 Bo Dickinson	1961
2 Travis Kelce	2015

## Most Two-Point Conversion Passes, Career

8 Len Dawson	1962-75
4 Trent Green	2001-06
4 Alex Smith	2013-17
2 Randy Duncan	1961
2 Elvis Grbac	1997-00

## Rushing

### Most Seasons Leading League in Rushing

1 Abner Haynes	1960
1 Christian Okoye	1989
1 Priest Holmes	2001
1 Kareem Hunt	2017

### Most Rushing Attempts, Career

1,375 Larry Johnson	2003-09
1,332 Jamaal Charles	2008-16
1,321 Priest Holmes	2001-07
1,246 Christian Okoye	1987-92
1,157 Ed Podolak	1969-77

### Most Rushing Attempts, Season

*416 Larry Johnson	2006
370 Christian Okoye	1989
336 Larry Johnson	2005
327 Priest Holmes	2001
320 Priest Holmes	2003

### \*NFL RECORD

### Most Rushing Attempts, Consecutive Seasons

752 Larry Johnson (336, 416)	2005-06
640 Priest Holmes (327, 313)	2001-02
633 Priest Holmes (313, 320)	2002-03
615 Christian Okoye (370, 245)	1989-90
574 Larry Johnson (416, 158)	2006-07

### Most Rushing Attempts, Rookie, Season

272 Kareem Hunt	2017
234 Joe Delaney	1981
174 Robert Holmes	1968
157 Christian Okoye	1987
156 Abner Haynes	1960

### Most Rushing Attempts, Game

39 Larry Johnson vs. Seattle	Oct. 29, 2006
------------------------------	---------------

38 Christian Okoye at Green Bay	Dec. 10, 1989
37 Christian Okoye vs. Seattle	Nov. 5, 1989
36 Larry Johnson at Houston	Nov. 20, 2005
35 Barry Word vs. L.A. Raiders	Dec. 22, 1991

### Most Rushing Yards, Career

7,260 Jamaal Charles	2008-16
6,070 Priest Holmes	2001-07
6,015 Larry Johnson	2003-09
4,897 Christian Okoye	1987-92
4,451 Ed Podolak	1969-77

### Most Rushing Yards, Season (All 1,000+)

1,789 Larry Johnson	2006
1,750 Larry Johnson	2005
1,615 Priest Holmes	2002
1,555 Priest Holmes	2001
1,509 Jamaal Charles	2012
1,480 Christian Okoye	1989
1,467 Jamaal Charles	2010
1,420 Priest Holmes	2003
1,327 Kareem Hunt	2017
1,287 Jamaal Charles	2013
1,121 Joe Delaney	1981
1,120 Jamaal Charles	2009
1,087 Mike Garrett	1967
1,053 Tony Reed	1978
1,049 Abner Haynes	1962
1,033 Jamaal Charles	2014
1,031 Christian Okoye	1991
1,015 Barry Word	1990

### Most Rushing Yards, Consecutive Seasons

3,539 Larry Johnson (1,750, 1,789)	2005-06
3,170 Priest Holmes (1,555, 1,615)	2001-02
3,035 Priest Holmes (1,615, 1,420)	2002-03
2,796 Jamaal Charles (1,509, 1,287)	2012-13
2,348 Larry Johnson (1,789, 559)	2006-07

### Most Rushing Yards, Rookie, Season

1,327 Kareem Hunt	2017
1,121 Joe Delaney	1981
875 Abner Haynes	1960
866 Robert Holmes	1968
801 Mike Garrett	1966

### Most Rushing Yards, Game (All 200+)

259 Jamaal Charles at Denver	Jan. 3, 2010
233 Jamaal Charles at New Orleans	Sept. 23, 2012
226 Jamaal Charles vs. Indianapolis	Dec. 23, 2012
211 Larry Johnson at Houston	Nov. 20, 2005
201 Larry Johnson vs. Cincinnati	Jan. 1, 2006
200 Barry Word at Detroit	Oct. 14, 1990

### Most Rushing Yards, Rookie, Game (All 150+)

193 Joe Delaney vs. Houston	Nov. 15, 1981
172 Kareem Hunt at Los Angeles Chargers	Sept. 24, 2017
161 Mike Garrett at San Diego	Dec. 18, 1966
158 Robert Holmes at Cincinnati	Nov. 10, 1968
157 Abner Haynes at N.Y. Titans	Nov. 24, 1960
155 Kareem Hunt vs. Los Angeles Chargers	Dec. 16, 2017
150 Kolby Smith vs. Oakland	Nov. 25, 2007

### Most Rushing Yards, Consecutive Games (All 300+)

361 (102, 259) J. Charles	Dec. 27, 2009 - Jan. 3, 2010
343 (132, 211) Larry Johnson	Nov. 13-20, 2005
332 (131, 201) L. Johnson	Dec. 24, 2005 - Jan. 1, 2006
330 (211, 119) Larry Johnson	Nov. 20-27, 2005
327 (155, 172) Larry Johnson	Oct. 29 - Nov. 5, 2006
321 (233, 88) Jamaal Charles	Sept. 23-30, 2012
319 (121, 198) Larry Johnson	Sept. 21-28, 2008

311 (154, 157) Larry Johnson	Nov. 19-23, 2006
310 (197, 113) Priest Holmes	Nov. 24 - Dec. 1, 2002
310 (143, 167) Larry Johnson	Dec. 11-17, 2005
301 (104, 197) Priest Holmes	Nov. 17-24, 2002
<b>Most Rushing Yards vs. One Opponent, Season</b>	
327 (172, 155) Kareem Hunt vs. Los Angeles Chargers	2017
315 (56, 259) Jamaal Charles vs. Denver	2009
289 (154, 135) Larry Johnson vs. Oakland	2006
283 (126, 157) Larry Johnson vs. Denver	2006
282 (156, 126) Christian Okoye vs. Seattle	1989
<b>Most Games, 100 or More Rushing Yards, Career</b>	
30 Larry Johnson	2003-09
24 Priest Holmes	2001-07
23 Jamaal Charles	2008-16
14 Christian Okoye	1987-92
13 Abner Haynes	1960-65
<b>Most Games, 100 or More Rushing Yards, Season</b>	
11 Larry Johnson	2006
10 Larry Johnson	2005
9 Priest Holmes	2002
8 Christian Okoye	1989
7 Priest Holmes	2001
7 Jamaal Charles	2012
<b>Most Games, 100 or More Rushing Yards, Rookie, Season</b>	
6 Kareem Hunt	2017
5 Joe Delaney	1981
3 Curtis McClinton	1962
2 Mike Garrett	1966
2 Robert Holmes	1968
2 Abner Haynes	1960
2 Woody Green	1974
<b>Most Consecutive Games, 100 or More Rushing Yards</b>	
9 Larry Johnson	Nov. 6, 2005 - Jan. 1, 2006
5 Priest Holmes	Nov. 17 - Dec. 15, 2002
4 Larry Johnson	Nov. 19 - Dec. 10, 2006
4 Jamaal Charles	Dec. 13, 2009 - Jan. 3 2010
3 Joe Delaney	Oct. 4 - Oct. 18, 1981
3 Christian Okoye	Sept. 24 - Oct. 8, 1989
3 Christian Okoye	Oct. 22 - Nov. 5, 1989
3 Larry Johnson	Dec. 5 - Dec. 19, 2004
3 Larry Johnson	Oct. 22 - Nov. 5, 2006
3 Jamaal Charles	Nov. 25 - Dec. 9, 2012
3 Kareem Hunt	Sept. 24 - Oct. 8, 2017
<b>Longest Run From Scrimmage</b>	
91 (TD) Jamaal Charles at New Orleans	Sept. 23, 2012
91 (TD) Damien Williams vs. Minnesota	Nov. 3, 2019
86 (TD) Jamaal Charles vs. Indianapolis	Dec. 23, 2012
84 (TD) Ted McKnight at Seattle	Sept. 30, 1979
84 (TD) Damien Williams vs. L.A. Chargers	Dec. 29, 2019
82 (TD) Joe Delaney vs. Denver	Oct. 18, 1981
82 (TD) Derrick Alexander vs. Pittsburgh	Dec. 12, 1999
80 (TD) Abner Haynes at N.Y. Jets	Nov. 29, 1964
80 (TD) Warren McVea vs. Cincinnati	Oct. 26, 1969
80 Jamaal Charles at St. Louis	Dec. 19, 2010
80 (TD) Jamaal Charles at Cleveland	Dec. 9, 2012
<b>Most Rushing Yards, QB, Career</b>	
1,672 Alex Smith	2013-17
1,253 Len Dawson	1962-75
712 Steve Fuller	1979-82
692 Trent Green	2001-06
682 Mike Livingston	1968-79
<b>Most Rushing Yards, QB, Season</b>	

498 Alex Smith	2015
431 Alex Smith	2013
386 Tyler Thigpen	2008
355 Alex Smith	2017
274 Steve Fuller	1980
<b>Most 10+ Yard Rushes, Career</b>	
196 Jamaal Charles	2008-16
190 Priest Holmes	2001-07
137 Larry Johnson	2003-09
71 Marcus Allen	1993-97
63 Kimble Anders	1991-00
<b>Most 10+ Yard Rushes, Season</b>	
53 Priest Holmes	2002
52 Priest Holmes	2001
49 Larry Johnson	2006
47 Larry Johnson	2005
45 Jamaal Charles	2010
<b>Most 10+ Yard Rushes, Game</b>	
10 Priest Holmes at Oakland	Dec. 9, 2001
9 Priest Holmes at Seattle	Nov. 24, 2002
7 Larry Johnson at N.Y. Giants	Dec. 17, 2005
7 Jamaal Charles vs. Buffalo	Oct. 31, 2010
<b>Highest Rushing Average, Career (400 attempts)</b>	
5.45 Jamaal Charles (1,332-7,260)	2008-16
4.80 Abner Haynes (794-3,814)	1960-64
4.60 Priest Holmes (1,321-6,070)	2001-07
4.57 Kimble Anders (495-2,261)	1991-00
4.44 Ted McKnight (528-2,344)	1977-81
<b>Highest Rushing Average, Season (100 attempts)</b>	
6.38 Jamaal Charles (230-1,467)	2010
6.03 Ted McKnight (104-627)	1978
5.89 Jamaal Charles (190-1,120)	2009
5.61 Abner Haynes (156-875)	1960
5.49 Mack Lee Hill (105-576)	1964
<b>Highest Rushing Average, Game (10 attempts)</b>	
14.27 A. Haynes at N.Y. Titans (11-157)	Nov. 24, 1960
12.25 T. McKnight at Seattle (12-147)	Sept. 30, 1979
11.58 E. Podolak vs. Denver (12-139)	Dec. 6, 1970
11.45 J. Charles at St. Louis (11-126)	Dec. 19, 2010
11.29 A. Haynes vs. Oakland (14-158)	Nov. 26, 1961
<b>Most Rushing Touchdowns, Career</b>	
76 Priest Holmes	2001-07
55 Larry Johnson	2003-09
44 Marcus Allen	1993-97
43 Jamaal Charles	2008-16
40 Christian Okoye	1987-92
39 Abner Haynes	1960-65
<b>Most Rushing Touchdowns, QB, Career</b>	
10 Alex Smith	2013-17
9 Len Dawson	1962-75
7 Mike Livingston	1968-79
6 Pete Beathard	1964-73
6 Rich Gannon	1995-98
<b>Most Rushing Touchdowns, Season</b>	
27 Priest Holmes	2003
21 Priest Holmes	2002
20 Larry Johnson	2005
17 Larry Johnson	2006
14 Priest Holmes	2004
<b>Most Rushing Touchdowns, Consecutive Seasons</b>	
48 Priest Holmes (21, 27)	2002-03
41 Priest Holmes (27, 14)	2003-04
37 Larry Johnson (20, 17)	2005-06
29 Priest Holmes (8, 21)	2001-02

# REGULAR INDIVIDUAL

29 Larry Johnson (9, 20)	2004-05
<b>Most Rushing Touchdowns, Rookie, Season</b>	
10 Billy Jackson	1981
9 Abner Haynes	1960
8 Kareem Hunt	2017
7 Robert Holmes	1968
6 Mike Garrett	1966
<b>Most Rushing Touchdowns, Game</b>	
4 Abner Haynes vs. Oakland	Nov. 26, 1961
4 Priest Holmes at Cleveland	Sept. 8, 2002
4 Priest Holmes vs. Atlanta	Oct. 24, 2004
4 Derrick Blaylock vs. Atlanta	Oct. 24, 2004
3 Jack Spikes vs. Houston	Oct. 1, 1961
3 Abner Haynes vs. Boston	Sept. 8, 1962
3 Bert Coan at Denver	Oct. 23, 1966
3 Ed Podolak at Detroit	Nov. 25, 1971
3 Ed Podolak vs. Cleveland	Dec. 12, 1976
3 Billy Jackson at Oakland	Oct. 25, 1981
3 Marcus Allen at Seattle	Dec. 5, 1993
3 Donnell Bennett at Philadelphia	Sept. 27, 1998
3 Bam Morris at San Diego	Nov. 22, 1998
3 Priest Holmes vs. Denver	Oct. 20, 2002
3 Priest Holmes vs. Pittsburgh	Sept. 14, 2003
3 Priest Holmes vs. Buffalo	Oct. 26, 2003
3 Priest Holmes vs. Detroit	Dec. 14, 2003
3 Priest Holmes at Minnesota	Dec. 20, 2003
3 Priest Holmes at Denver	Sept. 12, 2004
3 Priest Holmes vs. Indianapolis	Oct. 31, 2004
3 Larry Johnson at Dallas	Dec. 11, 2005
3 Larry Johnson vs. Cincinnati	Jan. 1, 2006
3 Larry Johnson vs. Seattle	Oct. 29, 2006
3 Larry Johnson vs. Jacksonville	Dec. 31, 2006
3 Jamaal Charles at Green Bay	Sept. 28, 2015
<b>Most Rushing Touchdowns, Consecutive Games</b>	
7 Priest Holmes	Oct. 24-31, 2004
6 Priest Holmes	Dec. 14-20, 2003
5 Priest Holmes	5 times
	Last; Dec. 20-28, 2003
5 Larry Johnson	3 times
	Last; Oct. 22-29, 2006
<b>Most Consecutive Games With Rushing Touchdown</b>	
11 Priest Holmes	Sept. 22 - Dec. 8, 2002
8 Priest Holmes	Nov. 23, 2003 - Sept. 19, 2004
8 Larry Johnson	Nov. 28, 2004 - Sept. 18, 2005
7 Larry Johnson	Nov. 20, 2005 - Jan. 1, 2006
7 Larry Johnson	Oct. 15 - Nov. 23, 2006
<b>Most Rushing Touchdowns, QB, Season</b>	
5 Steve Bono	1995
Alex Smith	2016
4 Pete Beathard	1965
Steve Fuller	1980
3 Five Players Tied	

## Passing

<b>Most Seasons Leading League in Passing</b>	
4 Len Dawson	1962, 1964, 1966, 1968
<b>Highest Passer Rating Career (1,000 attempts)</b>	
109.4 Patrick Mahomes	2017-20
94.8 Alex Smith	2013-17
87.3 Trent Green	2001-06
83.2 Len Dawson	1962-75
81.8 Steve DeBerg	1988-91
80.6 Elvis Grbac	1997-00
<b>Highest Passer Rating, Season (200 attempts)</b>	

113.8 Patrick Mahomes	2018
105.3 Patrick Mahomes	2019
104.7 Alex Smith	2017
101.9 Len Dawson	1966
98.8 Len Dawson	1968
98.4 Len Dawson	1962
98.0 Damon Huard	2006
96.3 Steve DeBerg	1990
<b>Highest Passer Rating, Rookie, Season</b>	
112.3 Todd Blackledge	1983
76.4 Patrick Mahomes	2017
66.7 Hunter Enis	1960
55.8 Steve Fuller	1979
<b>Highest Passer Rating, Game (20 attempts)</b>	
158.3 Trent Green vs. Detroit	Dec. 14, 2003
158.3 Alex Smith at Oakland	Dec. 15, 2013
156.6 Steve Bono at Seattle	Sept. 3, 1995
154.8 Patrick Mahomes at Pittsburgh	Sept. 16, 2018
154.3 Trent Green at Washington	Sept. 30, 2001
148.6 Alex Smith at New England	Sept. 7, 2017
147.6 Bill Kenney at San Diego	Dec. 16, 1984
146.0 Joe Montana at Tampa Bay	Sept. 5, 1993
<b>Most 100.0+ Passer Rating Games, Career</b>	
30 Len Dawson	1962-75
29 Alex Smith	2013-17
27 Trent Green	2001-06
21 Patrick Mahomes	2017-20
19 Steve DeBerg	1988-91
14 Bill Kenney	1980-88
<b>Most 100.0+ Passer Rating Games, Season</b>	
13 Patrick Mahomes	2018
10 Steve DeBerg	1990
9 Alex Smith	2017
7 Trent Green	2003
7 Trent Green	2004
7 Patrick Mahomes	2019
6 Alex Smith	2015
6 Matt Cassel	2010
<b>Most Passes Attempted, Career</b>	
3,696 Len Dawson	1962-75
2,777 Trent Green	2001-06
2,436 Alex Smith	2013-17
2,430 Bill Kenney	1979-88
1,751 Mike Livingston	1968-79
1,616 Steve DeBerg	1988-91
<b>Most Passes Attempted, Season (All 500+)</b>	
603 Bill Kenney	1983
580 Patrick Mahomes	2018
556 Trent Green	2004
547 Elvis Grbac	2000
523 Trent Green	2001
523 Trent Green	2003
520 Steve Bono	1995
508 Alex Smith	2013
507 Trent Green	2005
505 Alex Smith	2017
<b>Most Passes Attempted, Consecutive Seasons</b>	
1,079 Trent Green (523, 556)	2003-04
1,064 Patrick Mahomes (580, 484)	2018-19
1,063 Trent Green (556, 507)	2004-05
1,046 Elvis Grbac (499, 547)	1999-00
994 Alex Smith (489, 505)	2016-17
993 Trent Green (523, 470)	2001-02
993 Trent Green (470, 523)	2002-03

## Most Passes Attempted, Rookie, Season

270 Steve Fuller	1979
54 Hunter Enis	1960
35 Patrick Mahomes	2017
34 Todd Blackledge	1983

## Most Passes Attempted, Game (All 50+)

55 Joe Montana at San Diego	Oct. 9, 1994
55 Steve Bono at Miami	Dec. 12, 1994
54 Joe Montana at Denver	Oct. 17, 1994
54 Steve Bono at San Diego	Sept. 29, 1996
53 Elvis Grbac at Oakland	Nov. 5, 2000
53 Trent Green at San Diego	Jan. 2, 2005
53 Matt Cassel at Denver	Nov. 14, 2010
53 Patrick Mahomes vs. Baltimore	Dec. 9, 2018
52 Bill Kenney at Denver	Oct. 30, 1983
50 Bill Kenney vs. Buffalo	Nov. 30, 1986
50 Steve DeBerg at Cleveland	Nov. 24, 1991
50 Rich Gannon at Jacksonville	Nov. 9, 1997
50 Alex Smith at Pittsburgh	Oct. 2, 2016
50 Patrick Mahomes at Tennessee	Nov. 10, 2019

## Most Passes Completed, Career

2,115 Len Dawson	1962-75
1,720 Trent Green	2001-06
1,587 Alex Smith	2013-17
1,330 Bill Kenney	1979-88
934 Steve DeBerg	1988-91
912 Mike Livingston	1968-79

## Most Passes Completed, Season (All 300+)

383 Patrick Mahomes (580 att.)	2018
369 Trent Green (556 att.)	2004
346 Bill Kenney (603 att.)	1983
341 Alex Smith (505 att.)	2017
330 Trent Green (523 att.)	2003
328 Alex Smith (461 att.)	2016
326 Elvis Grbac (547 att.)	2000
319 Patrick Mahomes (484 att.)	2019
317 Trent Green (507 att.)	2005
308 Alex Smith (508 att.)	2013
307 Alex Smith (470 att.)	2015
303 Alex Smith (464 att.)	2014

## Most Passes Completed, Consecutive Seasons (All 600+)

702 Patrick Mahomes (383, 319)	2018-19
699 Trent Green (330, 369)	2003-04
686 Trent Green (369, 317)	2004-05
686 Patrick Mahomes (383, 303)	2018-19
669 Alex Smith (328, 341)	2016-17
635 Alex Smith (307, 328)	2015-16
620 Elvis Grbac (294, 326)	1999-00
617 Trent Green (287, 330)	2002-03
611 Alex Smith (308, 303)	2013-14
610 Alex Smith (303, 307)	2014-15

## Most Passes Completed, Rookie, Season

146 Steve Fuller	1979
30 Hunter Enis	1960
22 Patrick Mahomes	2017
20 Todd Blackledge	1983

## Most Passes Completed, Game (All 30+)

39 Elvis Grbac at Oakland	Nov. 5, 2000
37 Joe Montana at San Diego	Oct. 9, 1994
36 Patrick Mahomes at Tennessee	Nov. 10, 2019
35 Patrick Mahomes at Baltimore	Dec. 9, 2018
34 Joe Montana at Denver	Oct. 17, 1994
34 Trent Green at Denver	Dec. 7, 2003

34 Alex Smith vs. San Diego	Sept. 11, 2016
33 Steve Bono at Miami	Dec. 12, 1994
33 Trent Green at San Diego	Jan. 2, 2005
33 Matt Cassel at Denver	Nov. 14, 2010
33 Patrick Mahomes at L.A. Rams	Nov. 19, 2018
32 Trent Green at Tampa Bay	Nov. 7, 2004
32 Trent Green vs. Oakland	Dec. 25, 2004
31 Bill Kenney at San Diego	Dec. 11, 1983
31 Elvis Grbac vs. Carolina	Dec. 10, 2000
31 Trent Green at San Diego	Oct. 30, 2005
31 Alex Smith at Pittsburgh	Dec. 21, 2014
31 Alex Smith at Cincinnati	Oct. 4, 2015
31 Patrick Mahomes at Baltimore	Sept. 28, 2020
30 Steve DeBerg vs. Cleveland	Nov. 24, 1991
30 Elvis Grbac vs. Seattle	Nov. 21, 1999
30 Alex Smith at Pittsburgh	Oct. 2, 2016
30 Patrick Mahomes at Oakland	Sept. 15, 2019

## Most Consecutive Passes Completed

15 Len Dawson at Houston	Sept. 9, 1967
15 Bill Kenney vs. San Diego (13) at Washington (2)	Sept. 12, 1983 Sept. 18, 1983
15 Alex Smith at Oakland	Oct. 16, 2016
15 Alex Smith at Atlanta	Dec. 4, 2016
14 Trent Green vs. Indianapolis	Oct. 31, 2004

## Most Seasons Leading League

*8 Len Dawson	1962, '64-69, '75
---------------	-------------------

\*NFL RECORD

## Most Consecutive Seasons Leading League

*6 Len Dawson	1964-69
---------------	---------

\*NFL RECORD

## Highest Completion Percentage, Career (1,000 attempts)

66.07 Patrick Mahomes (1,220-806)	2017-20
65.15 Alex Smith (2,436-1,587)	2013-17
61.94 Trent Green (2,777-1,720)	2001-06
57.97 Steve DeBerg (1,616-934)	1988-91
57.94 Elvis Grbac (1,548-897)	1997-00
57.35 Matt Cassel (1,489-854)	2009-12

## Highest Completion Percentage, Season (100 attempts)

67.52 Alex Smith (505-341)	2017
67.08 Alex Smith (489-328)	2016
66.43 Len Dawson (140-93)	1975
66.37 Trent Green (556-369)	2004
66.03 Patrick Mahomes (580-383)	2018
65.91 Patrick Mahomes (484-319)	2019
65.32 Alex Smith (470-307)	2015
65.30 Alex Smith (464-303)	2014
63.09 Trent Green (523-330)	2003
62.52 Trent Green (507-317)	2005
62.05 Damon Huard (206-332)	2007

## Highest Completion Percentage, Rookie, Season

62.86 Patrick Mahomes (35-22)	2017
58.82 Todd Blackledge (34-20)	1983
55.56 Hunter Enis (54-30)	1960
54.07 Steve Fuller (270-146)	1979

## Highest Completion Percentage, Game (20 attempts)

86.36 A. Smith at Oakland (22-19)	Oct. 16, 2016
86.21 A. Smith vs. St. Louis (29-25)	Oct. 26, 2014
85.00 A. Smith at Oakland (20-17)	Dec. 15, 2013
84.00 A. Smith at Baltimore (25-21)	Dec. 20, 2015
84.00 A. Smith at Atlanta (25-21)	Dec. 4, 2016

## Most Passing Yards, Career (All 10,000+)

28,507 Len Dawson	1962-75
-------------------	---------



# REGULAR INDIVIDUAL

21,459 Trent Green	2001-06
17,608 Alex Smith	2013-17
17,277 Bill Kenney	1979-88
11,873 Steve DeBerg	1988-91
11,295 Mike Livingston	1968-79
10,642 Elvis Grbac	1997-00
<b>Most Passing Yards, Season (All 4,000+)</b>	
5,097 Patrick Mahomes	2018
4,591 Trent Green	2004
4,348 Bill Kenney	1983
4,169 Elvis Grbac	2000
4,042 Alex Smith	2017
4,039 Trent Green	2003
4,031 Patrick Mahomes	2019
4,014 Trent Green	2005
<b>Most Passing Yards, Consecutive Seasons</b>	
9,128 Patrick Mahomes (5,097, 4,031)	2018-19
8,630 Trent Green (4,039, 4,591)	2003-04
8,605 Trent Green (4,591, 4,014)	2004-05
7,729 Trent Green (3,690, 4,039)	2002-03
7,558 Elvis Grbac (3,389, 4,169)	1999-00
7,544 Alex Smith (3,502, 4,042)	2016-17
<b>Most Passing Yards, Rookie, Season</b>	
1,484 Steve Fuller	1979
357 Hunter Enis	1960
284 Patrick Mahomes	2017
259 Todd Blackledge	1983
<b>Most Passing Yards, Game (All 400+)</b>	
504 Elvis Grbac at Oakland	Nov. 5, 2000
478 Patrick Mahomes at L.A. Rams	Nov. 19, 2018
469 Matt Cassel at Denver	Nov. 14, 2010
446 Patrick Mahomes at Tennessee	Nov. 10, 2019
443 Patrick Mahomes at Oakland	Sept. 15, 2019
435 Len Dawson vs. Denver	Nov. 1, 1964
411 Bill Kenney at San Diego	Dec. 11, 1983
400 Trent Green at Green Bay	Oct. 12, 2003
<b>Most Games, 300 Yards Passing, Career</b>	
24 Trent Green	2001-06
19 Patrick Mahomes	2017-20
15 Bill Kenney	1979-88
9 Len Dawson	1962-75
8 Alex Smith	2013-17
7 Elvis Grbac	1997-00
5 Steve DeBerg	1988-91
<b>Most Games, 300 Yards Passing, Season</b>	
10 Patrick Mahomes	2018
8 Trent Green	2004
7 Bill Kenney	1983
7 Patrick Mahomes	2019
5 Elvis Grbac	2000
5 Trent Green	2003
5 Alex Smith	2017
<b>Most Consecutive Games, 300 Yards Passing, Season</b>	
8 Patrick Mahomes	2018
5 Patrick Mahomes	2019
4 Bill Kenney	1983
4 Trent Green	2004
3 Elvis Grbac	2000
2 Joe Montana	1994
2 Steve Bono	1994
2 Trent Green	2001
2 Trent Green	2002
2 Trent Green	2003

2 Patrick Mahomes	2020
<b>Long Pass Completion (All TDs)</b>	
*99 Trent Green vs. San Diego	Dec. 22, 2002
(to Marc Boerigter)	
93 Mike Livingston vs. Miami	Oct. 19, 1969
(to Otis Taylor for 79 yards, lateral to Robert Holmes for 14 yards)	
92 Len Dawson at Denver	Nov. 18, 1962
(to Tommy Brooker)	
92 Len Dawson at Oakland	Nov. 3, 1968
(to Gloster Richardson)	
90 Len Dawson vs. Houston	Nov. 17, 1968
(to Frank Pitts)	
90 Steve DeBerg vs. San Diego	Nov. 18, 1990
(to J.J. Birden)	
<b>*NFL RECORD</b>	
<b>Most 20+ Yard Passes, Career</b>	
274 Trent Green	2001-06
215 Alex Smith	2013-17
135 Patrick Mahomes	2017-20
133 Elvis Grbac	1997-00
122 Matt Cassel	2009-12
73 Steve DeBerg	1990-91
68 Joe Montana	1993-94
<b>Most 20+ Yard Passes, Season</b>	
75 Patrick Mahomes	2018
59 Trent Green	2004
55 Elvis Grbac	2000
54 Trent Green	2003
52 Alex Smith	2017
51 Trent Green	2001
51 Trent Green	2005
<b>Most 20+ Yard Passes, Game</b>	
9 Matt Cassel at Denver	Nov. 14, 2010
9 Patrick Mahomes at L.A. Rams	Nov. 19, 2018
8 Patrick Mahomes at Oakland	Sept. 15, 2019
7 Dave Krieg at L.A. Raiders	Dec. 6, 1992
7 Rich Gannon at San Diego	Nov. 22, 1998
7 Elvis Grbac at Oakland	Nov. 5, 2000
7 Trent Green at Arizona	Oct. 21, 2001
7 Trent Green vs. Indianapolis	Oct. 31, 2004
7 Alex Smith at New York Jets	Dec. 3, 2017
7 Patrick Mahomes at Cleveland	Nov. 4, 2018
6 16 times; Last P. Mahomes vs. IND	Oct. 6, 2019
<b>Most Seasons Leading League</b>	
3 Len Dawson	1962, '66, '69
<b>Highest Passing Average, Career (1,000 attempts)</b>	
8.45 Patrick Mahomes (1,220-10,310)	2017-20
7.73 Trent Green (2,777-21,459)	2001-06
7.71 Len Dawson (3,696-28,507)	1962-75
7.35 Steve DeBerg (1,616-11,873)	1988-91
7.23 Alex Smith (2,436-17,608)	2013-17
7.11 Bill Kenney (2,430-17,277)	1979-88
6.88 Elvis Grbac (1,548-10,643)	1997-00
<b>Highest Passing Average, Season (Qualifiers: 224 attempts/16 G)</b>	
9.42 Len Dawson (224-2,109)	1968
8.90 Len Dawson (310-2,759)	1962
8.90 Len Dawson (284-2,527)	1966
8.79 Patrick Mahomes (580-5,097)	2018
<b>Highest Passing Average, Game (20 attempts)</b>	
15.76 S. DeBerg at New England (21-331)	Dec. 2, 1990
14.35 A. Smith at Oakland (20-287)	Dec. 15, 2013
13.90 T. Green vs. Denver (21-292)	Dec. 16, 2001

12.82 L. Dawson vs. Denver (22-282) Dec. 19, 1965

## Most Seasons Leading League

\*4 Len Dawson 1962, '63, '65, '66

\*NFL RECORD

## Most Touchdown Passes, Career

237 Len Dawson 1962-75

118 Trent Green 2001-06

105 Bill Kenney 1979-88

102 Alex Smith 2013-17

85 Patrick Mahomes 2017-20

67 Steve DeBerg 1988-91

## Most Touchdown Passes, Season

50 Patrick Mahomes 2018

30 Len Dawson 1964

29 Len Dawson 1962

28 Elvis Grbac 2000

27 Trent Green 2004

27 Matt Cassel 2010

26 Len Dawson 1963, '66

26 Trent Green 2002

26 Alex Smith 2017

26 Patrick Mahomes 2019

## Most Touchdown Passes, Consecutive Seasons

76 Patrick Mahomes (50, 26) 2018-19

56 Len Dawson (26, 30) 1963-64

55 Len Dawson (29, 26) 1962-63

51 Len Dawson (30, 21) 1964-65

51 Trent Green (24, 27) 2003-04

50 Elvis Grbac (22, 28) 1999-00

50 Len Dawson (26, 24) 1966-67

50 Trent Green (26, 24) 2002-03

## Most Touchdown Passes, Rookie, Season

6 Steve Fuller 1979

3 Todd Blackledge 1983

1 Hunter Enis 1960

## Most Touchdown Passes, Game

6 Len Dawson vs. Denver Nov. 1, 1964

6 Patrick Mahomes 2 times

Last; at L.A. Rams Nov. 19, 2018

5 Len Dawson 2 times

Last; vs. Miami Oct. 8, 1967

5 Elvis Grbac vs. San Diego Sept. 17, 2000

5 Trent Green vs. Miami Sept. 29, 2002

5 Alex Smith at Oakland Dec. 15, 2013

4 Len Dawson 6 times

Last; at Baltimore Sept. 28, 1970

4 Bill Kenney 4 times

Last; at Chicago Nov. 1, 1987

4 Trent Green at Cleveland Dec. 3, 2006

4 Matt Cassel 2 times

Last; at Indianapolis Oct. 9, 2011

4 Alex Smith 2 times

Last; at New York Jets Dec. 3, 2017

4 Patrick Mahomes 7 times

Last; at Baltimore Sept. 28, 2020

## Most Consecutive Games, Touchdown Passes

15 Elvis Grbac Nov. 28, 1999 - Nov. 12, 2000

14 Len Dawson Oct. 3, 1965 - Oct. 8, 1966

14 Patrick Mahomes Oct. 14, 2018 - Sept. 22, 2019

13 Patrick Mahomes Oct. 6, 2019 - Sept. 28, 2020

12 Len Dawson Sept. 8, 1962 - Dec. 2, 1962

12 Trent Green Nov. 28, 2001 - Oct. 20, 2002

## Most Consecutive Passes, None Intercepted

312 Alex Smith 2015

297 Alex Smith 2016-17

233 Steve DeBerg 1990

219 Patrick Mahomes 2018-19

202 Rich Gannon 1997-98

187 Patrick Mahomes 2017-18

## Most Passes Had Intercepted, Career

178 Len Dawson 1962-75

86 Bill Kenney 1979-88

85 Trent Green 2001-06

83 Mike Livingston 1968-79

50 Steve DeBerg 1988-91

## Most Attempts, No Interceptions, Game (All 40+)

53 Matt Cassel at Denver Nov. 14, 2010

47 Trent Green at Denver Dec. 7, 2003

47 Patrick Mahomes at L.A. Chargers Sept. 20, 2020

45 Patrick Mahomes at Denver Oct. 1, 2018

45 Alex Smith at Cincinnati Oct. 4, 2015

45 Bill Kenney at L.A. Raiders Oct. 9, 1983

45 Steve DeBerg at Denver Sept. 17, 1990

45 Trent Green at Green Bay Oct. 12, 2003

45 Alex Smith at Denver Nov. 17, 2013

45 Alex Smith at Pittsburgh Dec. 21, 2014

44 Alex Smith at Denver Nov. 27, 2016

44 Patrick Mahomes at Oakland Sept. 15, 2019

43 Bill Kenney at Houston Oct. 23, 1983

43 Rich Gannon at Denver Dec. 6, 1998

43 Trent Green at Denver Dec. 15, 2002

43 Trent Green at San Diego Oct. 30, 2005

43 Matt Cassel vs. Buffalo Dec. 13, 2009

42 Trent Green vs. Cleveland Nov. 9, 2003

42 Trent Green at Cincinnati Nov. 16, 2003

42 Alex Smith at Denver Sept. 14, 2014

42 Patrick Mahomes at Detroit Sept. 29, 2019

41 Todd Blackledge vs. Houston Nov. 11, 1984

41 Steve Bono vs. San Diego Oct. 9, 1995

41 Rich Gannon vs. Dallas Dec. 13, 1998

41 Tyler Thigpen at San Diego Nov. 9, 2008

40 Steve Bono vs. New England Oct. 15, 1995

40 Elvis Grbac vs. San Diego Oct. 16, 1997

40 Elvis Grbac vs. Oakland Oct. 15, 2000

40 Patrick Mahomes at Seattle Dec. 23, 2018

## Most Passes Had Intercepted, Season

24 Trent Green 2001

23 Cotton Davidson 1961

19 Len Dawson 1963

19 Bill Kenney 1983

17 Len Dawson 1962, '67

17 Trent Green 2004

## Most Passes Had Intercepted, Rookie, Season

14 Steve Fuller 1979

2 Hunter Enis 1960

2 Brodie Croyle 2006

1 Tyler Thigpen 2007

1 Patrick Mahomes 2017

0 Todd Blackledge 1983

## Most Interceptions, Game

6 Todd Blackledge vs. L.A. Rams Oct. 20, 1985

5 Cotton Davidson at Houston Oct. 16, 1960

5 Len Dawson vs. Oakland Nov. 23, 1969

5 Mike Livingston vs. Pittsburgh Oct. 13, 1974

5 Bill Kenney vs. San Diego Sept. 20, 1981

5 Steve DeBerg at San Diego Sept. 24, 1989

## Lowest Percentage, Passes Had Intercepted, Career (1,000 att)

# REGULAR INDIVIDUAL

1.35 Alex Smith (2,436-33)	2013-17
1.48 Patrick Mahomes (1,220-18)	2017-20
2.96 Matt Cassel (1,489-44)	2009-12
3.04 Elvis Grbac (1,548-47)	1997-00
3.09 Steve DeBerg (1,616-50)	1988-91
3.54 Bill Kenney (2,430-85)	1979-88

## Lowest Percentage, Passes Had Intercepted, Season (300 att)

0.90 Steve DeBerg (444-4)	1990
0.99 Alex Smith (505-5)	2017
1.03 Patrick Mahomes (484-5)	2019
1.29 Alex Smith (464-6)	2014
1.38 Alex Smith (508-7)	2013
1.49 Alex Smith (470-7)	2015
1.56 Matt Cassel (450-7)	2010
1.64 Alex Smith (489-8)	2016
1.69 Rich Gannon (354-6)	1998
1.83 Joe Montana (493-9)	1994

## Times Sacked

195.0 Bill Kenney	1979-88
192.0 Alex Smith	2013-17
173.0 Trent Green	2001-06
133.0 Mike Livingston	1968-79
120.0 Steve Fuller	1979-82
109.0 Matt Cassel	2009-12
90.0 Len Dawson	1962-75

## Times Sacked, Season

49.0 Steve Fuller	1980
48.0 Dave Krieg	1992
45.0 Alex Smith	2014
45.0 Alex Smith	2015
42.0 Matt Cassel	2009
41.0 Bill Kenney	1983
39.0 Trent Green	2001
39.0 Alex Smith	2013

## Times Sacked, Game

10.0 Steve Fuller vs. Baltimore	Nov. 2, 1980
8.0 Steve Fuller at Pittsburgh	Dec. 5, 1982

## Pass Receiving

### Most Seasons Leading League

1 MacArthur Lane (66 recs.)	1976
1 Tony Gonzalez (102 recs.)	2004

### Most Pass Receptions, Career

916 Tony Gonzalez	1997-08
532 Dwayne Bowe	2007-14
528 Travis Kelce	2013-20
416 Henry Marshall	1976-87
410 Otis Taylor	1965-75
391 Chris Burford	1960-67

### Most Seasons, 50 or More Pass Receptions

11 Tony Gonzalez	1998-08
6 Dwayne Bowe	2007-08, 2010-13
6 Travis Kelce	2014-19
5 Kimble Anders	1994-98
5 Eddie Kennison	2002-06
4 Chris Burford	1961, '63-64, '66
4 Otis Taylor	1966-67, '71-72
4 Tyreek Hill	2016-19
3 Carlos Carson	1983-84, '87
3 Stephone Paige	1986, '88, '90
3 Derrick Alexander	1998-00
3 Priest Holmes	2001-03

### Most Pass Receptions, Season (All 80+)

103 Travis Kelce	2018
102 Tony Gonzalez	2004
99 Tony Gonzalez	2007
97 Travis Kelce	2019
96 Tony Gonzalez	2008
93 Tony Gonzalez	2000
87 Jeremy Maclin	2015
87 Tyreek Hill	2018
86 Dwayne Bowe	2008
85 Travis Kelce	2016
81 Dwayne Bowe	2011
80 Carlos Carson	1983

### Most Pass Receptions, Consecutive Seasons

200 Travis Kelce (103, 97)	2018-19
195 Tony Gonzalez (99, 96)	2007-08
186 Travis Kelce (83, 103)	2017-18
180 Tony Gonzalez (102, 78)	2004-05
173 Tony Gonzalez (71, 102)	2003-04
172 Tony Gonzalez (73, 99)	2006-07
169 Tony Gonzalez (76, 93)	1999-00

### Most Pass Receptions, Game (All 10+)

14 Tony Gonzalez at San Diego	Jan. 2, 2005
13 Dwayne Bowe at Denver	Nov. 14, 2010
13 Dwayne Bowe at Seattle	Nov. 28, 2010
12 Ed Podolak vs. Denver	Oct. 7, 1973
12 Travis Kelce at Oakland	Dec. 2, 2018
11 Chris Burford at Buffalo	Sept. 22, 1963
11 Emile Harry at Cleveland	Nov. 24, 1991
11 Kimble Anders vs. N.Y. Giants	Sept. 10, 1995
11 Tony Gonzalez at New England	Dec. 4, 2000
11 Dante Hall at Denver	Dec. 7, 2003
11 Tony Gonzalez vs. Oakland	Dec. 25, 2004
11 Jeremy Maclin at Cincinnati	Oct. 4, 2015
11 Travis Kelce vs. Denver	Dec. 25, 2016
11 Tyreek Hill at Tennessee	Nov. 10, 2019
11 Travis Kelce vs. Denver	Dec. 15, 2019
10 Chris Burford at Boston	Oct. 12, 1962
10 Chris Burford vs. Buffalo	Oct. 13, 1963
10 Frank Jackson at N.Y. Jets	Nov. 29, 1964
10 Chris Burford at Boston	Sept. 25, 1966
10 Otis Taylor vs. Cincinnati	Oct. 15, 1972
10 Ed Podolak at Houston	Sept. 29, 1974
10 Stephone Paige at Denver	Sept. 17, 1990
10 J.J. Birden at Miami	Dec. 12, 1994
10 Kimble Anders vs. Denver	Nov. 16, 1998
10 Tony Gonzalez at Denver	Sept. 24, 2000
10 Tony Gonzalez vs. Carolina	Dec. 10, 2000
10 Tony Gonzalez vs. Cincinnati	Sept. 10, 2006
10 Tony Gonzalez vs. Green Bay	Nov. 4, 2007
10 Tony Gonzalez vs. San Diego	Dec. 2, 2007
10 Tony Gonzalez at Detroit	Dec. 23, 2007
10 Tony Gonzalez at San Diego	Nov. 9, 2008
10 Tony Gonzalez vs. Buffalo	Nov. 23, 2008
10 Dwayne Bowe at Cincinnati	Dec. 28, 2008
10 Tyreek Hill at Carolina	Nov. 13, 2016
10 Albert Wilson at Denver	Dec. 31, 2017
10 Tyreek Hill at L.A. Rams	Nov. 19, 2018
10 Travis Kelce at L.A. Rams	Nov. 19, 2018

### Most Pass Receptions, Half

11 T. Gonzalez (2nd) at San Diego	Jan. 2, 2005
10 E. Harry (2nd) at Cleveland	Nov. 24, 1991
9 C. Burford (2nd) vs. Buffalo	Oct. 13, 1963
9 K. Anders (2nd) vs. N.Y. Giants	Sept. 10, 1995

9 T. Gonzalez (1st) vs. Oakland	Dec. 25, 2004
<b>Most Consecutive Games, Pass Receptions</b>	
131 Tony Gonzalez	Dec. 4, 2000 - Dec. 28, 2008
98 Travis Kelce	Sept. 7, 2014 - Sept. 28, 2020
83 Stephone Paige	Nov. 17, 1985 - Sept. 29, 1991
55 Eddie Kennison	Dec. 9, 2001 - Oct. 2, 2005
48 Priest Holmes	Sept. 9, 2001 - Sept. 19, 2004
<b>Most Receptions, Running Back, Career</b>	
369 Kimble Anders	1991-00
288 Ed Podolak	1969-77
285 Jamaal Charles	2008-16
251 Priest Holmes	2001-07
197 Abner Haynes	1960-64
<b>Most Receptions, Running Back, Season</b>	
74 Priest Holmes	2003
70 Priest Holmes	2002
70 Jamaal Charles	2013
67 Kimble Anders	1994
66 MacArthur Lane	1976
<b>Most Receptions, Tight End, Career</b>	
916 Tony Gonzalez	1997-08
528 Travis Kelce	2013-20
198 Fred Arbanas	1962-70
163 Walter White	1975-79
135 Jonathan Hayes	1985-93
111 Keith Cash	1992-96
<b>Most Pass Receptions, Tight End, Season</b>	
103 Travis Kelce	2018
102 Tony Gonzalez	2004
99 Tony Gonzalez	2007
97 Travis Kelce	2019
96 Tony Gonzalez	2008
93 Tony Gonzalez	2000
85 Travis Kelce	2016
<b>Most Pass Receptions, Rookie, Season</b>	
70 Dwayne Bowe	2007
61 Tyreek Hill	2016
55 Abner Haynes (RB)	1960
53 Kareem Hunt (RB)	2017
48 Sylvester Morris	2000
<b>Most Receiving Yards, Career (All 6,000+)</b>	
10,940 Tony Gonzalez	1997-08
7,306 Otis Taylor	1965-75
7,155 Dwayne Bowe	2007-14
6,692 Travis Kelce	2013-20
6,545 Henry Marshall	1976-87
6,360 Carlos Carson	1980-89
6,341 Stephone Paige	1983-91
<b>Most Seasons, 1,000 or More Receiving Yards</b>	
4 Tony Gonzalez	2000, 2004, 2007-08
4 Travis Kelce	2016-19
3 Carlos Carson	1983-84, '87
3 Dwayne Bowe	2008, 2010-11
2 Otis Taylor	1966, '71
2 Eddie Kennison	2004-05
2 Tyreek Hill	2017-18
1 Stephone Paige	1990
1 Andre Rison	1997
1 Derrick Alexander	2000
1 Jeremy Maclin	2015
<b>Most Receiving Yards, Season (All 1,000+)</b>	
1,479 Tyreek Hill	2018
1,391 Derrick Alexander	2000
1,351 Carlos Carson	1983

1,336 Travis Kelce	2018
1,297 Otis Taylor	1966
1,258 Tony Gonzalez	2004
1,229 Travis Kelce	2019
1,203 Tony Gonzalez	2000
1,183 Tyreek Hill	2017
1,172 Tony Gonzalez	2007
1,162 Dwayne Bowe	2010
1,159 Dwayne Bowe	2011
1,125 Travis Kelce	2016
1,110 Otis Taylor	1971
1,102 Eddie Kennison	2005
1,092 Andre Rison	1997
1,086 Eddie Kennison	2004
1,078 Carlos Carson	1984
1,058 Tony Gonzalez	2008
1,044 Carlos Carson	1987
1,038 Travis Kelce	2017
1,034 Jeremy Maclin	2015
1,022 Dwayne Bowe	2008
1,021 Stephone Paige	1990
<b>Most Receiving Yards, Consecutive Seasons</b>	
2,662 Tyreek Hill (1,183, 1,479)	2017-18
2,565 Travis Kelce (1,336, 1,229)	2018-19
2,429 Carlos Carson (1,351, 1,078)	1983-84
2,374 Travis Kelce (1,038, 1,336)	2017-18
2,336 Tyreek Hill (1,479, 860)	2018-19
2,321 Dwayne Bowe (1,162, 1,159)	2010-11
2,255 Otis Taylor (1,297, 958)	1966-67
2,230 Tony Gonzalez (1,172, 1,058)	2007-08
2,223 Derrick Alexander (832, 1,391)	1999-00
2,188 Eddie Kennison (1,086, 1,102)	2004-05
<b>Most Receiving Yards, Game</b>	
309 Stephone Paige vs. San Diego	Dec. 22, 1985 (8 Receptions)
215 Tyreek Hill at L.A. Rams	Nov. 19, 2018 (10 Receptions)
213 Curtis McClinton vs. Denver	Dec. 19, 1965 (5 Receptions)
210 Larry Brunson vs. San Diego	Nov. 10, 1974 (9 Receptions)
206 Stephone Paige at Denver	Sept. 17, 1990 (10 Receptions)
198 Sammy Watkins at Jacksonville	Sept. 8, 2019 (9 Receptions)
197 Carlos Carson at San Diego	Oct. 25, 1987 (9 Receptions)
<b>Most Games, 100 or More Receiving Yards, Career</b>	
26 Tony Gonzalez	1997-08
20 Otis Taylor	1965-75
19 Travis Kelce	2013-20
18 Carlos Carson	1980-88
17 Eddie Kennison	2001-07
15 Dwayne Bowe	2007-14
<b>Most Games, 100 or More Receiving Yards, Season</b>	
6 Otis Taylor	1966
6 Carlos Carson	1983
6 Derrick Alexander	2000
6 Tony Gonzalez	2000
6 Tony Gonzalez	2004
6 Travis Kelce	2016
6 Tyreek Hill	2018
5 Eddie Kennison	2004



# REGULAR INDIVIDUAL

5 Eddie Kennison	2005
5 Tony Gonzalez	2007
5 Dwayne Bowe	2010
5 Travis Kelce	2018
<b>Most Consecutive Games, 100 or More Receiving Yards, Season</b>	
4 Tony Gonzalez	2000
4 Travis Kelce	2016
3 Frank Jackson	1964
3 Otis Taylor	1966
3 Willie Davis	1992
3 Dwayne Bowe	2010
<b>Longest Pass Receptions (All TDs)</b>	
*99 Marc Boerigter vs. San Diego (from Trent Green)	Dec. 22, 2002
92 Tommy Brooker at Denver (from Len Dawson)	Nov. 18, 1962
92 Gloster Richardson at Oakland (from Len Dawson)	Nov. 3, 1968
90 Frank Pitts vs. Boston (from Len Dawson)	Nov. 17, 1968
90 J.J. Birden vs. San Diego (from Steve DeBerg)	Nov. 18, 1990
89 Otis Taylor vs. Miami (from Len Dawson)	Nov. 13, 1966
89 Demarcus Robinson vs. Oakland (from Patrick Mahomes)	Dec. 30, 2018
86 Stephone Paige vs. New England (from Steve DeBerg)	Dec. 2, 1990
86 Derrick Alexander at Chicago (from Elvis Grbac)	Sept. 12, 1999
<b>*NFL RECORD</b>	
<b>Most Receiving Yards, Running Back, Career</b>	
2,829 Kimble Anders	1991-00
2,739 Abner Haynes	1960-65
2,457 Jamaal Charles	2008-16
2,456 Ed Podolak	1969-77
2,377 Priest Holmes	2001-07
<b>Most Receiving Yards, Running Back, Season</b>	
693 Jamaal Charles	2013
690 Priest Holmes	2003
672 Priest Holmes	2002
614 Priest Holmes	2001
590 Curtis McClinton	1965
<b>Most Receiving Yards, Running Back, Game</b>	
213 Curtis McClinton vs. Denver	Dec. 19, 1965
195 Jamaal Charles at Oakland	Dec. 15, 2013
149 Abner Haynes vs. San Diego	Oct. 20, 1963
130 Johnny Robinson vs. Buffalo	Dec. 18, 1960
129 Spencer Ware vs. San Diego	Sept. 11, 2016
127 Abner Haynes at N.Y. Titans	Dec. 3, 1961
<b>Most Games, 100 or More Receiving Yards, RB, Career</b>	
5 Abner Haynes	1960-65
5 Priest Holmes	2001-07
3 Johnny Robinson	1960-71
3 Paul Palmer	1987-88
2 Curtis McClinton	1962-69
2 Larry Johnson	2003-09
2 Jamaal Charles	2008-16
<b>Most Games, 100 or More Receiving Yards, RB, Season</b>	
3 Paul Palmer	1988
2 Johnny Robinson	1960

2 Abner Haynes	1964
2 Priest Holmes	2001
<b>Most Receiving Yards, Tight End, Career (All 1,000+)</b>	
10,940 Tony Gonzalez	1997-08
6,692 Travis Kelce	2013-20
3,101 Fred Arbanas	1962-70
2,396 Walter White	1975-79
1,541 Jonathan Hayes	1985-93
1,046 Keith Cash	1992-96
1,009 Tony Moeaki	2010-12
<b>Most Receiving Yards, Tight End, Season</b>	
1,336 Travis Kelce	2018
1,258 Tony Gonzalez	2004
1,229 Travis Kelce	2019
1,203 Tony Gonzalez	2000
1,172 Tony Gonzalez	2007
1,125 Travis Kelce	2016
1,058 Tony Gonzalez	2008
<b>Most Receiving Yards, Tight End, Game</b>	
168 Travis Kelce at Oakland	Dec. 2, 2018
160 Travis Kelce vs. Denver	Dec. 25, 2016
147 Tony Gonzalez at New England	Dec. 4, 2000
144 Tony Gonzalez at San Diego	Jan. 2, 2005
140 Tony Gonzalez vs. Miami	Sept. 29, 2002
140 Tony Gonzalez vs. San Diego	Dec. 2, 2007
140 Travis Kelce at Atlanta	Dec. 4, 2016
<b>Most Receiving Yards, Rookie, Season</b>	
995 Dwayne Bowe	2007
789 Chris Burford	1960
678 Sylvester Morris	2000
611 Johnny Robinson (RB)	1960
593 Tyreek Hill	2016
576 Abner Haynes (RB)	1960
<b>Highest Receiving Average, Career (200 receptions)</b>	
18.12 Carlos Carson (351-6,360)	1980-89
17.82 Otis Taylor (410-7,306)	1965-75
17.30 Derrick Alexander (213-3,685)	1998-01
16.82 Stephone Paige (377-6,341)	1983-91
16.29 Eddie Kennison (321-5,230)	2001-07
<b>Highest Receiving Average, Season (24 receptions)</b>	
22.36 Otis Taylor (58-1,297)	1966
21.93 Stephone Paige (43-943)	1985
21.83 Frank Pitts (30-655)	1968
<b>Highest Receiving Average, Game (3 receptions)</b>	
42.60 C. McClinton vs. Denver (5-213)	Dec. 19, 1965
40.00 J. Robinson vs. N.Y. Titans (3-120)	Oct. 2, 1960
39.67 Otis Taylor at Denver (3-119)	Dec. 14, 1968
<b>Most Receiving Touchdowns, Career</b>	
76 Tony Gonzalez	1997-08
57 Otis Taylor	1965-75
55 Chris Burford	1960-67
49 Stephone Paige	1983-91
44 Dwayne Bowe	2007-14
<b>Most Receiving Touchdowns, Season</b>	
15 Dwayne Bowe	2010
12 Chris Burford	1962
12 Tyreek Hill	2018
11 Otis Taylor	1967
11 Stephone Paige	1986
11 Tony Gonzalez	1999
10 Stephone Paige	1985
10 Derrick Alexander	2000
10 Tony Gonzalez	2003
10 Tony Gonzalez	2008

10 Travis Kelce	2018
<b>Most Receiving Touchdowns, Consecutive Seasons</b>	
21 Chris Burford (12, 9)	1962-63
21 Stephone Paige (10, 11)	1985-86
20 Tony Gonzalez (11, 9)	1999-00
20 Dwayne Bowe (15, 5)	2010-11
19 Otis Taylor (8, 11)	1966-67
19 Dwayne Bowe (4, 15)	2009-10
19 Tyreek Hill (7, 12)	2017-18
19 Tyreek Hill (12, 7)	2018-19
<b>Most Receiving Touchdowns, Rookie, Season</b>	
6 Fred Arbanas	1962
6 Stephone Paige	1983
6 Tyreek Hill	2016
6 Mecole Hardman	2019
5 Chris Burford	1960
5 Otis Taylor	1965
5 Bill Jones	1990
5 Tim Barnett	1991
5 Dwayne Bowe	2007
<b>Most Receiving Touchdowns, Game</b>	
4 Frank Jackson at San Diego	Dec. 13, 1964
4 Jamaal Charles at Oakland	Dec. 15, 2013
3 Chris Burford at Oakland	Sept. 23, 1962
3 Chris Burford at Boston	Sept. 25, 1966
3 Otis Taylor at Denver	Dec. 17, 1967
3 Otis Taylor at N.Y. Jets	Nov. 16, 1969
3 Sylvester Morris vs. San Diego	Sept. 17, 2000
3 Tony Gonzalez vs. Miami	Sept. 29, 2002
3 Dwayne Bowe at Seattle	Nov. 28, 2010
3 Tyreek Hill at New England	Oct. 14, 2018
3 Sammy Watkins at Jacksonville	Sept. 8, 2019
<b>Most Consecutive Games, Touchdown Receptions</b>	
7 Dwayne Bowe	Oct. 17, 2010 - Nov. 28, 2010
5 Chris Burford	Sept. 8, 1962 - Oct. 12, 1962
5 Otis Taylor	Oct. 23, 1966 - Nov. 20, 1966
4 Curtis McClinton	Sept. 11, 1966 - Oct. 2, 1966
4 Willie Frazier	Sept. 17, 1972 - Oct. 8, 1972
4 Otis Taylor	Sept. 25, 1972 - Oct. 15, 1972
4 Tony Gonzalez	Sept. 24, 2000 - Oct. 22, 2000
4 Tony Gonzalez	Dec. 7, 2008 - Dec. 28, 2008
<b>Highest TD Catch Percentage, Season (20 recs.)</b>	
40.0 Marc Boerigter (20 recs., 8 TDs)	2002
33.3 Chris Burford (45 recs., 12 TDs)	1962
27.3 Gloster Richardson (22 recs., 6 TDs)	1968
25.0 Fred Arbanas (20 recs., 5 TDs)	1967
23.5 Fred Arbanas (34 recs., 8 TDs)	1964
23.1 Mecole Hardman (25 recs., 6 TDs)	2019
<b>Most 20+ Yard Receptions, Career</b>	
130 Tony Gonzalez	1997-08
101 Dwayne Bowe	2007-14
91 Travis Kelce	2013-20
81 Eddie Kennison	2001-07
69 Tyreek Hill	2016-20
64 Derrick Alexander	1998-01
53 Willie Davis	1991-95
<b>Most 20+ Yard Receptions, Season</b>	
27 Tyreek Hill	2018
24 Derrick Alexander	2000
20 Derrick Alexander	1998
19 Tony Gonzalez	2004
19 Dwayne Bowe	2010
19 Dwayne Bowe	2011
19 Travis Kelce	2017

18 Eddie Kennison	2004
18 Travis Kelce	2018
<b>Most 20+ Yard Receptions, Game</b>	
5 Derrick Alexander at San Diego	Nov. 22, 1998
5 Tyreek Hill at Los Angeles Chargers	Sept. 9, 2018
5 Tyreek Hill at Los Angeles Rams	Nov. 19, 2018
4 Derrick Alexander vs. St. Louis	Oct. 22, 2000
4 Eddie Kennison vs. Jacksonville	Dec. 31, 2006
4 Dwayne Bowe at Denver	Nov. 14, 2010
4 Travis Kelce at Oakland	Dec. 2, 2018
4 Sammy Watkins at Jacksonville	Sept. 8, 2019
4 Demarcus Robinson at Oakland	Sept. 15, 2019
3 42 times; Last, Tyreek Hill vs. Minnesota	Nov. 3, 2019

## Total Yards From Scrimmage

<b>Most Attempts From Scrimmage, Career</b>	
1,617 Jamaal Charles (1,332 rush, 285 rec.)	2008-16
1,572 Priest Holmes (1,321 rush, 251 rec.)	2001-07
1,526 Larry Johnson (1,375 rush, 151 rec.)	2003-09
1,445 Ed Podolak (1,157 rush, 288 rec.)	1969-77
1,288 Christian Okoye (1,246 rush, 42 rec.)	1987-92
1,073 Marcus Allen (932 rush, 141 rec.)	1993-97
<b>Most Attempts From Scrimmage, Season</b>	
457 Larry Johnson (416 rush, 41 rec.)	2006
394 Priest Holmes (320 rush, 74 rec.)	2003
389 Priest Holmes (327 rush, 62 rec.)	2001
383 Priest Holmes (313 rush, 70 rec.)	2002
372 Christian Okoye (370 rush, 2 rec.)	1989
<b>Most Attempts From Scrimmage, Game</b>	
41 (39 rush, 2 rec.) L. Johnson vs. Seattle	Oct. 29, 2006
39 (33 rush, 6 rec.) J. Charles at New Orleans	Sept. 23, 2012
38 (38 rush, 0 rec.) C. Okoye at Green Bay	Dec. 10, 1989
38 (33 rush, 5 rec.) L. Johnson vs. JAX	Dec. 31, 2006
37 (37 rush, 0 rec.) C. Okoye vs. Seattle	Nov. 5, 1989
37 (36 rush, 1 rec.) L. Johnson at Houston	Nov. 20, 2005
<b>Most Yards From Scrimmage, Career</b>	
10,954 Tony Gonzalez (14 rush, 10,940 rec.)	1997-08
9,717 Jamaal Charles (7,260 rush, 2,457 rec.)	2008-16
8,447 Priest Holmes (6,070 rush, 2,377 rec.)	2001-07
7,467 Otis Taylor (161 rush, 7,306 rec.)	1965-75
7,384 Larry Johnson (6,015 rush, 1,369 rec.)	2003-09
<b>Most Yards From Scrimmage, Season</b>	
2,287 Priest Holmes (1,615 rush, 672 rec.)	2002
2,199 Larry Johnson (1,789 rush, 410 rec.)	2006
2,169 Priest Holmes (1,555 rush, 614 rec.)	2001
2,110 Priest Holmes (1,420 rush, 690 rec.)	2003
2,093 Larry Johnson (1,750 rush, 343 rec.)	2005
<b>Most Yards From Scrimmage, Game</b>	
309 Stephone Paige vs. San Diego (0 rush, 309 rec.)	Dec. 22, 1985
307 Priest Holmes at Seattle (197 rush, 110 rec.)	Nov. 24, 2002
288 Jamaal Charles at New Orleans (233 rush, 55 rec.)	Sept. 23, 2012
277 Priest Holmes at Oakland (168 rush, 109 rec.)	Dec. 9, 2001
262 Jamaal Charles at Denver (259 rush, 3 rec.)	Jan. 3, 2009
<b>Yards Per Touch Average, RB, Career (350 touches)</b>	
6.60 Abner Haynes (993-6,553)	1960-64
6.57 Jamaal Charles (1,668-10,963)	2008-16

# REGULAR INDIVIDUAL

5.89 Kimble Anders (864-5,890)	1991-00
5.53 Curtis McClinton (916-5,069)	1962-69
5.48 Tony Reed (651-3,566)	1977-80
<b>Yards Per Touch Average, RB, Season (200 touches)</b>	
7.0 Jamaal Charles (275-1,935)	2010
6.9 Abner Haynes (211-1,451)	1960
6.6 Abner Haynes (213-1,399)	1961
6.2 Abner Haynes (260-1,622)	1962
6.2 Jamaal Charles (230-1,417)	2009

## Combined Yardage

<b>Most Combined Attempts, Career (All 1,000+)</b>	
1,668 Jamaal Charles	2008-16
1,572 Priest Holmes	2001-07
1,569 Ed Podolak	1969-77
1,526 Larry Johnson	2003-09
1,289 Christian Okoye	1987-92
1,114 Abner Haynes	1960-65
<b>Most Combined Attempts, Season (All 300+)</b>	
457 Larry Johnson	2006
394 Priest Holmes	2003
389 Priest Holmes	2001
383 Priest Holmes	2002
372 Christian Okoye	1989
329 Jamaal Charles	2013
325 Kareem Hunt	2017
320 Jamaal Charles	2012
<b>Most Combined Attempts, Game</b>	
41 Larry Johnson vs. Seattle	Oct. 29, 2006
39 Jamaal Charles at New Orleans	Sept. 23, 2012
38 Christian Okoye at Green Bay	Dec. 10, 1989
38 Larry Johnson vs. Jacksonville	Dec. 31, 2006
37 Christian Okoye vs. Seattle	Nov. 5, 1989
37 L. Johnson at Houston	Nov. 20, 2005
36 Abner Haynes at Denver	Oct. 30, 1960
36 Derrick Blaylock at New Orleans	Nov. 14, 2004
36 L. Johnson vs. New England	Nov. 27, 2005
36 L. Johnson vs. San Diego	Dec. 24, 2005
<b>Most Combined Yards, Career (All 7,500+)</b>	
12,356 Dante Hall	2000-06
10,963 Tony Gonzalez	1997-08
10,963 Jamaal Charles	2008-16
8,447 Abner Haynes	1960-65
8,447 Priest Holmes	2001-07
8,343 Ed Podolak	1969-77
7,677 Carlos Carson	1980-89
<b>Most Combined Yards, Season</b>	
2,446 Dante Hall	2003
2,342 Jamaal Charles	2009
2,287 Priest Holmes	2002
2,236 Dante Hall	2004
2,283 Dante Hall	2005
<b>Most Combined Yards, Game</b>	
309 Stephone Paige vs. San Diego	Dec. 22, 1985
307 Priest Holmes at Seattle	Nov. 24, 2002
296 Dante Hall at Denver	Dec. 7, 2003
290 Noland Smith at San Diego	Oct. 15, 1967
288 Jamaal Charles at New Orleans	Sept. 23, 2012

## Punting

<b>Most Seasons Leading League</b>	
*4 Jerrel Wilson	1965, '68, '72-73

### \*NFL RECORD

1 Bob Grupp	1979
1 Jim Arnold	1984
<b>Most Punts, Career</b>	
1,124 Dustin Colquitt	2005-19
1,018 Jerrel Wilson	1963-77
421 Louie Aguiar	1994-98
284 Jim Arnold	1983-85
272 Bryan Barker	1990-93
<b>Most Punts, Season</b>	
101 Daniel Pope	1999
99 Lewis Colbert	1986
98 Jim Arnold	1984
96 Dustin Colquitt	2009
95 Dustin Colquitt	2007
<b>Most Punts, Game</b>	
11 Bob Grupp vs. Baltimore	Sept. 2, 1979
11 Jim Arnold at San Francisco	Nov. 17, 1985
11 Kelly Goodburn vs. Cleveland	Nov. 19, 1989
11 Louie Aguiar vs. San Diego	Nov. 13, 1994
11 Dustin Colquitt at Chicago	Dec. 4, 2011
10 Jerrel Wilson at N.Y. Jets	Sept. 18, 1965
10 Jerrel Wilson vs. Denver	Oct. 6, 1974
10 Kelly Goodburn at N.Y. Jets	Oct. 2, 1988
10 Todd Sauerbrun at San Diego	Nov. 26, 2000
10 Dustin Colquitt at N.Y. Jets	Dec. 30, 2007
10 Dustin Colquitt at Jacksonville	Sept. 8, 2013
<b>Longest Punt (All 70+)</b>	
81 Dustin Colquitt vs. San Diego	Dec. 2, 2007
77 Dustin Colquitt at Denver	Dec. 31, 2017
76 Dan Stryzinski vs. Oakland	Sept. 9, 2001
74 Bob Grupp vs. San Diego	Nov. 4, 1979
73 Dustin Colquitt vs. Oakland	Sept. 14, 2008
72 Jerrel Wilson at San Diego	Sept. 29, 1963
72 Dustin Colquitt at Oakland	Dec. 23, 2006
72 Dustin Colquitt at St. Louis	Dec. 19, 2010
71 Dustin Colquitt at Oakland	Dec. 16, 2012
70 Jerrel Wilson at Denver	Oct. 11, 1964
70 Jerrel Wilson vs. Buffalo	Oct. 18, 1964
70 Jerrel Wilson vs. Houston	Nov. 28, 1968
70 Dustin Colquitt at Jacksonville	Nov. 8, 2009
<b>Most Punting Yards, Career</b>	
50,393 Dustin Colquitt	2005-19
44,218 Jerrel Wilson	1963-77
17,930 Louie Aguiar	1994-98
11,934 Jim Arnold	1983-85
11,267 Bryan Barker	1990-93
<b>Most Punting Yards, Season</b>	
4,397 Jim Arnold	1984
4,361 Dustin Colquitt	2009
4,322 Dustin Colquitt	2007
4,218 Daniel Pope	1999
4,084 Dustin Colquitt	2011
<b>Highest Punting Average, Career (200 punts)</b>	
44.83 Dustin Colquitt (1,124-50,393)	2005-19
43.44 Jerrel Wilson (1,018-44,218)	1963-77
42.59 Louie Aguiar (421-17,930)	1994-98
42.02 Jim Arnold (284-11,934)	1983-85
<b>Highest Punting Average, Season (50 punts)</b>	
46.83 Dustin Colquitt (83-3,887)	2012
46.03 Dustin Colquitt (87-4,005)	2013
45.89 Dustin Colquitt (89-4,084)	2011
45.70 Dustin Colquitt (65-2,971)	2015
45.53 Jerrel Wilson (80-3,642)	1973

45.49	Dustin Colquitt (95-4,322)	2007
<b>Highest Punting Average, Game (4 punts)</b>		
57.20	Dustin Colquitt vs. San Diego (5-286)	Oct. 31, 2011
56.40	Jerrel Wilson vs. Boston (5-282)	Oct. 11, 1970
55.60	Louie Aguiar at Arizona (5-278)	Oct. 1, 1995
54.75	Jerrel Wilson vs. Boston (4-129)	Oct. 3, 1965
<b>Highest Net Punting Average, Career (200 Punts)</b>		
39.74	Dustin Colquitt	2005-19
35.48	Louie Aguiar	1994-98
35.42	Jerrel Wilson	1963-77
35.13	Bob Grupp	1979-81
34.82	Bryan Barker	1990-93
<b>Highest Net Punting Average, Season (50 Punts)</b>		
41.11	Dustin Colquitt	2017
40.84	Dustin Colquitt	2015
40.78	Dustin Colquitt	2009
40.78	Dustin Colquitt	2012
40.66	Dustin Colquitt	2016
<b>Highest Net Punting Average, Game (4 Punts)</b>		
52.50	Dustin Colquitt vs. Denver	Sept. 15, 2015
52.20	Dustin Colquitt at L.A. Chargers	Sept. 9, 2018
52.00	Dustin Colquitt at Indianapolis	Oct. 10, 2010
51.86	Dustin Colquitt at Oakland	Dec. 16, 2012
51.25	Dustin Colquitt vs. San Diego	Sept. 30, 2012
48.80	Dustin Colquitt at Miami	Sept. 21, 2014
<b>Most Consecutive Punts, None Blocked</b>		
458	Dustin Colquitt	2013-19
377	Louie Aguiar	1994-98
256	Jerrel Wilson	1968-71
233	Jim Arnold	1983-85
<b>Punts Had Blocked, Career</b>		
12	Jerrel Wilson	1963-77
5	Dustin Colquitt	2005-19
2	Bob Grupp	1979-81
2	Jim Arnold	1983-85
2	Bryan Barker	1990-93
2	Daniel Pope	1999
<b>Punts Had Blocked, Season</b>		
2	Jerrel Wilson	1974
2	Jim Arnold	1985
2	Daniel Pope	1999
<b>Punts Had Blocked, Game</b>		
2	Jim Arnold vs. Denver	Oct. 27, 1985
<b>Most Punts Inside the 20, Career</b>		
462	Dustin Colquitt	2005-19
117	Louie Aguiar	1994-98
62	Bryan Barker	1990-93
58	Jim Arnold	1983-85
54	Kelly Goodburn	1987-90
<b>Most Punts Inside the 20, Season</b>		
45	Dustin Colquitt	2012
41	Dustin Colquitt	2009
38	Dustin Colquitt	2016
37	Dustin Colquitt	2015
35	Dustin Colquitt	2013

## Punt Returns

<b>Most Punt Returns, Career</b>		
220	J.T. Smith	1979-84
188	Dante Hall	2000-06
181	Tamarick Vanover	1995-99
105	Javier Arenas	2010-12
86	Ed Podolak	1969-77
85	Tyreek Hill	2016-20

<b>Most Punt Returns, Season</b>		
58	J.T. Smith	1979
58	Dexter McCluster	2013
51	Tamarick Vanover	1995
51	Tamarick Vanover	1999
50	J.T. Smith	1981
<b>Most Punt Returns, Game</b>		
8	Ed Podolak vs. San Diego	Nov. 10, 1974
8	De'Anthony Thomas vs. Oakland	Dec. 14, 2014
7	J.T. Smith vs. Baltimore	Sept. 2, 1979
7	J.T. Smith vs. N.Y. Giants	Oct. 21, 1979
7	Tamarick Vanover vs. Detroit	Sept. 26, 1999
7	Tamarick Vanover at Denver	Dec. 5, 1999
7	Eddie Drummond at Oakland	Oct. 21, 2007
7	Dexter McCluster at Jacksonville	Sept. 8, 2013
7	Dexter McCluster at Washington	Dec. 8, 2013
<b>Most Seasons Leading League</b>		
2	J.T. Smith	1979-80
<b>Most Punt Return Yards, Career</b>		
2,322	J.T. Smith	1979-84
1,930	Tamarick Vanover	1995-99
1,882	Dante Hall	2000-06
1,029	Javier Arenas	2010-12
1,009	Tyreek Hill	2016-20
959	Dexter McCluster	2010-13
<b>Most Punt Return Yards, Season</b>		
686	Dexter McCluster	2013
640	Tamarick Vanover	1999
612	J.T. Smith	1979
592	Tyreek Hill	2016
581	J.T. Smith	1980
<b>Most Punt Return Yards, Game</b>		
177	Dexter McCluster at Washington	Dec. 8, 2013
156	De'Anthony Thomas vs. Oakland	Dec. 14, 2014
141	J.T. Smith vs. Oakland	Sept. 23, 1979
130	Tamarick Vanover vs. New Orleans	Dec. 21, 1997
128	Dante Hall vs. Arizona	Dec. 1, 2002
<b>Longest Punt Return (All TDs)</b>		
95	Tyreek Hill at San Diego	Jan. 1, 2017
94	Dexter McCluster vs. San Diego	Sept. 13, 2010
93	Dante Hall vs. Denver	Oct. 5, 2003
91	Tyreek Hill at L.A. Chargers	Sept. 9, 2018
90	Dante Hall vs. Arizona	Dec. 1, 2002
89	Dexter McCluster vs. N.Y. Giants	Sept. 29, 2013
<b>Most Seasons Leading League</b>		
1	Abner Haynes	1960
1	Noland Smith	1968
1	Ed Podolak	1970
1	J.T. Smith	1980
1	Dante Hall	2003
1	Tyreek Hill	2016
<b>Highest Punt Return Average, Career (50 returns)</b>		
12.14	Dexter McCluster (79-959)	2010-13
11.87	Tyreek Hill (85-1,009)	2016-20
11.11	Noland Smith (53-589)	1967-69
10.87	Abner Haynes (54-587)	1960-64
10.66	Tamarick Vanover (181-1,930)	1995-99
10.60	J.T. Smith (216-2,289)	1978-84
<b>Highest Punt Return Average, Season (12 returns)</b>		
16.28	Dante Hall (29-472)	2003
15.54	Dexter McCluster (13-202)	2010
15.36	Abner Haynes (14-215)	1960
15.18	Tyreek Hill (39-592)	2016
15.00	Noland Smith (18-270)	1968
<b>Highest Punt Return Average, Game (3 returns)</b>		



# REGULAR INDIVIDUAL

35.00 D. Hall vs. Denver (3-105)	Oct. 5, 2003
33.33 D. McCluster vs. San Diego (3-100)	Sept. 13, 2010
28.67 M. Garrett at Buffalo (3-86)	Sept. 11, 1966
28.67 N. Smith vs. N.Y. Jets (3-86)	Sept. 15, 1968
28.25 D. McCluster vs. N.Y. Giants (4-113)	Sept. 29, 2013

## Most Punt Return Touchdowns, Career

5 Dante Hall	2000-06
4 J.T. Smith	1979-84
4 Tamarick Vanover	1995-99
4 Tyreek Hill	2016-20

## Most Punt Return Touchdowns, Season

2 J.T. Smith	1979
2 J.T. Smith	1980
2 Dale Carter	1992
2 Tamarick Vanover	1999
2 Dante Hall	2002
2 Dante Hall	2003
2 Dexter McCluster	2013
2 Tyreek Hill	2016

## Most Punt Return Touchdowns, Game

1 28 times	
Last; Tyreek Hill at L.A. Chargers	Sept. 9, 2018

## Kickoff Returns

### Most Kickoff Returns, Career

360 Dante Hall	2000-06
212 Tamarick Vanover	1995-99
84 Dave Grayson	1961-64
72 Knile Davis	2013-16
68 Noland Smith	1967-69

### Most Kickoff Returns, Season

68 Dante Hall	2004
65 Dante Hall	2005
57 Dante Hall	2002
57 Dante Hall	2003
53 Dante Hall	2006

### Most Kickoff Returns, Game

9 Noland Smith vs. Oakland	Nov. 23, 1967
9 Paul Palmer at Seattle	Sept. 20, 1987

### Most Kickoff Return Yards, Career

8,644 Dante Hall	2000-06
5,099 Tamarick Vanover	1995-99
2,231 Dave Grayson	1961-64
1,942 Knile Davis	2013-16
1,822 Noland Smith	1967-69
1,326 Abner Haynes	1960-64

### Most Kickoff Return Yards, Season

1,718 Dante Hall	2004
1,560 Dante Hall	2005
1,478 Dante Hall	2003
1,354 Dante Hall	2002
1,308 Tamarick Vanover	1997

### Most Kickoff Return Yards, Game (All 200+)

251 Jon Vaughn at Miami	Dec. 12, 1994
244 Noland Smith at San Diego	Oct. 15, 1967
234 Dante Hall vs. Philadelphia	Oct. 2, 2005
233 Dante Hall vs. San Diego	Nov. 28, 2004
221 Paul Palmer at Seattle	Sept. 20, 1987
206 Noland Smith vs. Oakland	Nov. 23, 1967

### Longest Kickoff Return (All TDs)

108 Knile Davis vs. Denver	Dec. 1, 2013
106 Noland Smith at Denver	Dec. 17, 1967
104 Mecole Hardman vs. L.A. Chargers	Dec. 29, 2019
100 Dante Hall vs. Pittsburgh	Sept. 14, 2003

99 Dave Grayson at Denver	Sept. 7, 1963
99 Tamarick Vanover at Seattle	Sept. 3, 1995
99 Knile Davis vs. St. Louis	Oct. 26, 2014
97 Boyce Green at Pittsburgh	Dec. 21, 1986
97 Tamarick Vanover at Denver	Oct. 27, 1996
97 Dante Hall at Baltimore	Sept. 28, 2003
97 Dante Hall vs. Denver	Dec. 19, 2004
97 Jamaal Charles vs. Pittsburgh	Nov. 22, 2009

## Most Seasons Leading League

1 Dave Grayson	1961
----------------	------

## Highest Kickoff Return Average, Career (50 returns)

26.97 Knile Davis (72-1,942)	2013-16
26.79 Noland Smith (68-1,822)	1967-69
26.56 Dave Grayson (84-2,231)	1961-64
25.17 Abner Haynes (52-1,309)	1960-64
24.43 Jamaal Charles (51-1,246)	2008-16
24.05 Tamarick Vanover (212-5,099)	1995-99

## Highest Kickoff Return Average, Season (15 returns)

30.06 Quintin Demps (33-992)	2013
28.31 Dave Grayson (16-453)	1961
28.30 Larry Marshall (23-651)	1972
29.71 Dave Grayson (18-535)	1962

## Highest Kickoff Return Average, Game (3 returns)

48.67 Dante Hall vs. Pittsburgh (3-146)	Sept. 14, 2003
45.00 Tremon Smith at New England (4-180)	Oct. 14, 2018
44.67 Dante Hall vs. St. Louis (3-134)	Dec. 8, 2002
44.33 Paul Palmer vs. Seattle (3-133)	Dec. 27, 1987
40.67 Noland Smith at San Diego (6-244)	Oct. 15, 1967
40.33 L. Williams vs. Cincinnati (3-121)	Nov. 21, 1976
40.33 Dante Hall at Baltimore (3-121)	Sept. 28, 2003

## Most Kickoff Return Touchdowns, Career

6 Dante Hall	2000-06
4 Tamarick Vanover	1995-99
2 Paul Palmer	1987-88
2 Knile Davis	2013-16

## Most Kickoff Return Touchdowns, Season

2 Paul Palmer	1987
2 Tamarick Vanover	1995
2 Dante Hall	2003
2 Dante Hall	2004

## Most Kickoff Return Touchdowns, Game

1 24 times	
Last; Mecole Hardman vs. L.A. Chargers	Dec. 29, 2019

## Fumbles

### Most Opponents Fumbles Forced, Career

45 Derrick Thomas	1989-99
33 Tamba Hali	2006-17
29 Neil Smith	1988-96
23 Derrick Johnson	2005-17
14 Justin Houston	2011-18
13 Kevin Ross	1984-93, '97
13 Jared Allen	2004-07

### Most Opponents Fumbles Forced, Season

8 Derrick Thomas	1992
7 Jared Allen	2005
7 Dee Ford	2018
6 Derrick Thomas	1990
6 Derrick Thomas	1994
6 Tamba Hali	2006

### Most Fumbles Forced, Rookie, Season

6 Tamba Hali	2006
4 Kevin Ross	1984

4 Tim Cofield 1986

## Interceptions

### Most Seasons, Leading League

2 Johnny Robinson 1966, '70  
2 Emmitt Thomas 1969, '74

### Most Interceptions By, Career

58 Emmitt Thomas 1966-78  
57 Johnny Robinson 1960-71  
50 Deron Cherry 1981-91  
39 Gary Barbaro 1976-82  
38 Albert Lewis 1983-93

### Most Interceptions By, Season

12 Emmitt Thomas 1974  
10 Johnny Robinson 1966  
10 Bobby Hunt 1966  
10 Johnny Robinson 1970  
10 Gary Barbaro 1980  
9 Emmitt Thomas 1969  
9 Deron Cherry 1986

### Most Interceptions By, Rookie, Season

8 Marcus Peters 2015  
8 Bobby Hunt 1962  
7 Dale Carter 1992  
6 Kevin Ross 1984  
4 Bobby Ply 1962  
4 Emmitt Thomas 1967  
4 Lloyd Burruss 1981  
4 Albert Lewis 1983  
4 Eric Berry 2010

3 13 players; Last J. Thornhill (2019)

### Most Interceptions By, Game

\*4 Bobby Ply vs. San Diego Dec. 16, 1962  
4 Bobby Hunt vs. Houston Oct. 4, 1964  
4 Deron Cherry vs. Seattle Sept. 29, 1985  
3 Bobby Ply vs. Denver Dec. 9, 1962  
3 Johnny Robinson at Baltimore Sept. 28, 1970  
3 Albert Lewis vs. Atlanta Dec. 8, 1985  
3 Lloyd Burruss vs. San Diego Oct. 19, 1986  
3 Albert Lewis vs. Atlanta Sept. 1, 1991  
3 Greg Wesley vs. Miami Sept. 29, 2002  
3 Greg Wesley vs. New England Nov. 27, 2005

\*NFL RECORD

### Most Consecutive Games, Passes Intercepted By

6 Eric Harris 1980

### Most Interception Return Yards, Career

938 Emmitt Thomas (58 INTs) 1966-78  
771 Gary Barbaro (39 INTs) 1975-82  
741 Johnny Robinson (57 INTs) 1960-71  
688 Deron Cherry (50 INTs) 1981-91  
674 Bobby Hunt (37 INTs) 1962-67

### Most Interception Return Yards, Season

280 Marcus Peters (8 INTs) 2015  
274 Mark McMillian (8 INTs) 1997  
228 Bobby Hunt (6 INTs) 1963  
214 Emmitt Thomas (12 INTs) 1974  
193 Lloyd Burruss (5 INTs) 1986  
175 Derrick Johnson (3 INTs) 2009

### Most Interception Return Yards Gained, Game

121 Lloyd Burruss vs. San Diego (3 INTs) Oct. 19, 1986  
118 Brandon Flowers at N.Y. Jets (2 INTs) Oct. 26, 2008  
108 Bobby Ply vs. San Diego (4 INTs) Dec. 16, 1962  
105 Derrick Johnson vs. Denver (2 INTs) Jan. 3, 2010  
102 Gary Barbaro vs. Seattle (1 INT) Dec. 11, 1977

### Longest Interception Return

102 Gary Barbaro vs. Seattle Dec. 11, 1977  
100 Tim Collier at Oakland Dec. 18, 1977  
100 Sean Smith at Buffalo Nov. 3, 2013  
99 Dave Grayson vs. N.Y. Titans Dec. 17, 1961  
99 Kevin Ross at San Diego Sept. 6, 1992

### Most Interception Return Touchdowns, Career

6 Bobby Bell 1963-74  
5 Emmitt Thomas 1966-78  
5 Jim Kearney 1967-75  
5 Eric Berry 2010-17  
4 Lloyd Burruss 1981-91  
4 Derrick Johnson 2005-17

### Most Interception Return Touchdowns, Season

\*4 Jim Kearney 1972  
3 Lloyd Burruss 1986  
3 Mark McMillian 1997  
2 Sherrill Headrick 1961  
2 Emmitt Thomas 1974  
2 Charles Mincy 1992  
2 Jerome Woods 1993  
2 Derrick Johnson 2009  
2 Eric Berry 2013  
2 Marcus Peters 2015  
2 Eric Berry 2016

\*NFL RECORD

### Most Interception Return Touchdowns, Game

\*2 Jim Kearney at Denver Oct. 1, 1972  
2 Lloyd Burruss vs. San Diego Oct. 19, 1986  
2 Derrick Johnson at Denver Jan. 3, 2010

\*NFL RECORD

## Sacks

### Most Sacks, Career (All 50.0+)

126.5 Derrick Thomas 1989-99  
89.5 Tamba Hali 2006-17  
85.5 Neil Smith 1988-96  
78.5 Justin Houston 2011-18  
73.0 Art Still 1978-87  
51.0 Mike Bell 1979-85, '87-91

### Most Sacks, Season

22.0 Justin Houston 2014  
20.0 Derrick Thomas 1990  
15.5 Jared Allen 2007  
15.5 Chris Jones 2018  
15.0 Neil Smith 1993  
14.5 Art Still 1980  
14.5 Art Still 1984  
14.5 Neil Smith 1992  
14.5 Derrick Thomas 1992  
14.5 Tamba Hali 2010

### Most Sacks, Consecutive Seasons

33.5 Derrick Thomas (20.0, 13.5) 1990-91  
33.0 Justin Houston (11.0, 22.0) 2013-14  
30.0 Derrick Thomas (10.0, 20.0) 1989-90  
29.5 Neil Smith (14.5, 15.0) 1992-93  
29.5 Justin Houston (22.0, 7.5) 2014-15  
28.0 Derrick Thomas (13.5, 14.5) 1991-92  
26.5 Neil Smith (15.0, 11.5) 1993-94  
26.5 Tamba Hali (14.5, 12.0) 2010-11

### Most Sacks, Rookie, Season

10.0 Derrick Thomas 1989  
9.0 Jared Allen 2004

# REGULAR INDIVIDUAL

8.0 Tamba Hali	2006
6.5 Art Still	1978
5.5 Sylvester Hicks	1978
5.5 Mike Bell	1979
5.5 Justin Houston	2011

## Most Sacks, Game

*7.0 Derrick Thomas vs. Seattle	Nov. 11, 1990
6.0 Derrick Thomas vs. Oakland	Sept. 6, 1998
4.5 Justin Houston at Philadelphia	Sept. 19, 2013
4.0 Wilbur Young at San Diego	Oct. 19, 1975
4.0 Art Still at Oakland	Oct. 5, 1980
4.0 Derrick Thomas vs. Buffalo	Oct. 7, 1991
4.0 Derrick Thomas vs. San Diego	Nov. 8, 1992
4.0 Neil Smith vs. L.A. Raiders	Oct. 3, 1993
4.0 Justin Houston vs. San Diego	Dec. 28, 2014

## \*NFL RECORD

## Most Sack Yards, Career

699.0 Derrick Thomas	1989-99
591.5 Tamba Hali	2006-17
506.5 Neil Smith	1988-96
452.0 Justin Houston	2011-18
293.0 Eric Hicks	1998-06

## Most Sack Yards, Season

127.0 Neil Smith	1993
122.0 Chris Jones	2018
114.5 Neil Smith	1992
113.0 Derrick Thomas	1992
111.0 Jared Allen	2007
109.0 Derrick Thomas	1996

## Most Sack Yards, Game

36.0 Derrick Thomas vs. San Diego	Nov. 8, 1992
36.0 Derrick Thomas vs. Oakland	Sept. 6, 1998
35.0 Neil Smith vs. Los Angeles	Oct. 3, 1993
34.0 Vonnie Holliday vs. San Diego	Sept. 7, 2003
33.0 Darren Mickell vs. Denver	Dec. 17, 1995

## Tackles

### Most Tackles, Career

1,262 Derrick Johnson	2005-17
999 Gary Spani	1978-86
992 Art Still	1978-87
927 Deron Cherry	1981-91
876 Donnie Edwards	1996-01, 2007-08
827 Kevin Ross	1984-93, '97

### Most Tackles, Season

179 Derrick Johnson	2011
162 Mike Maslowski	2002
157 Gary Spani	1979
153 Gary Spani	1981
151 Deron Cherry	1988
151 Donnie Edwards	1998, 2000
151 Scott Fujita	2003

### Most Tackles, Rookie, Season

144 Gary Spani	1978
140 Dino Hackett	1986

126 Eric Berry	2010
120 Art Still	1978
101 Greg Wesley	2000

## Most Tackles, Consecutive Seasons

326 Derrick Johnson (147, 179)	2010-11
306 Gary Spani (157, 149)	1979-80
304 Derrick Johnson (179, 125)	2011-12
302 Gary Spani (149, 153)	1980-81
301 Gary Spani (144, 157)	1978-79

## Special Team Tackles

### Most Special Teams Tackles, Career

148 Gary Stills	1999-05
147 Greg Manusky	1994-99
97 Danan Hughes	1993-98
96 Tony Richardson	1995-05
94 Louis Cooper	1985-90

### Most Special Teams Tackles, Season

34 Gary Stills	2002
29 Gary Stills	2003
29 Rich Scanlon	2005
28 Ken Jolly	1984
27 Albert Lewis	1983
27 Todd McNair	1990
27 Bennie Thompson	1992
27 Greg Manusky	1999

### Most Special Teams Tackles, Consecutive Seasons

63 Gary Stills	2002-03
54 Gary Stills	2003-04
52 Gary Stills	2001-02
51 Greg Manusky	1996-97
50 Greg Manusky	1998-99
50 Gary Stills	2004-05

## Blocked Kicks

### Most Opponents Punts Blocked, Career

10 Albert Lewis	1983-93
3 Bernard Pollard	2006-08
2 Ed Beckman	1977-84
2 Gary Green	1977-83
2 Sherrill Headrick	1960-67
2 Bernard Pollard	2006
1 D.J. Alexander	2015

### Most Opponents Punts Blocked, Season

4 Albert Lewis	1990
3 Albert Lewis	1986
2 Sherrill Headrick	1963
2 Bernard Pollard	2006

### Most Opponents Punts Blocked, Game

2 Sherrill Headrick vs. Denver	Dec. 8, 1963
--------------------------------	--------------

### Longest Return of Blocked Field Goal

78 (TD) Lloyd Burruss at Pittsburgh	Dec. 21, 1986
65 (TD) Kevin Ross at Cincinnati	Dec. 6, 1987

## Games Won

### Most Consecutive Games Won

11	2015-16
9	2003, 2013, 2017-18, 2019-20
7	1968-69, 1969, 1995, 1997-98, 2016-17
6	1968, 1997
5	1961-62, 1966-67, 1971, 1984-85, 2014, 2016, 2018-19

### Most Consecutive Games Won, Single Season

10	2015
9	2003, 2013
7	1969, 1995
6	1968, 1997, 2019
5	1968, 1971, 2014, 2016, 2017, 2018

### Most Consecutive Games Won, Start of Season

9	2003, 2013
5	2017, 2018
4	1996, 2018, 2019
3	1962, 1966, 1994, 1995, 2010, 2020

### Most Consecutive Games Won, End of Season

10	2015
6	1997, 2019
5	1968
4	2017, 2018
3	1960, 1963, 1966, 1967, 1971, 1972, 1984, 1986

### Most Consecutive Home Games Won

13	2002-03
11	1994-96, 1997-98
10	1968-69, 2015-16
9	1970-71, 2017-18

### Most Consecutive Road Games Won

9	1966-67, 2016-17
6	1967-68
5	1968-69, 1971-72

## Games Lost

### Most Consecutive Games Lost

12	2007-08
9	1987, 2008-09
8	1975-76, 2012
7	1985, 2008

### Most Consecutive Games Lost, Start of Season

5	1977, 2009
4	1976, 1980
3	1975, 2004, 2008, 2011

### Most Consecutive Games Lost, End of Season

9	2007
6	1977
4	1975, 2008, 2012

### Most Consecutive Home Games Lost

10	2008-09
8	1974-75
7	1975-76, 2011-12
6	1977-78, 2007-08

### Most Consecutive Road Games Lost

9	2007-08
8	1978-79, 1985-86
6	1988, 2008-09, 2012

## Scoring

### Most Points, Season (All 400+)

565	2018
484	2003

483 2004

467 2002

451 2019

448 1966

430 2013

415 2017

408 1967

405 2015

403 2005

### Highest Scoring Average, Season

35.3 (565 in 16 games)	2018
32.0 (448 in 14 games)	1966
30.3 (484 in 16 games)	2003
30.2 (483 in 16 games)	2004
29.2 (467 in 16 games)	2002
29.1 (408 in 14 games)	1967

### Most Points, Consecutive Seasons

1,016 (565, 451)	2018-19
971 (415, 565)	2017-18
967 (484, 483)	2003-04
951 (467, 484)	2002-03
886 (483, 403)	2004-05
856 (448, 408)	1966-67
804 (389, 415)	2016-17

### Fewest Points, Season

176	1982 (9 games)
211	2012
212	2011
225	1977
226	2007

### Lowest Scoring Average, Season

13.2 (211 in 16 games)	2012
13.3 (212 in 16 games)	2011
14.1 (226 in 16 games)	2007
14.9 (238 in 16 games)	1979
15.2 (243 in 16 games)	1978
15.9 (254 in 16 games)	1988

### Largest Scoring Differential, Season

201 (371 - 170)	1968
182 (359 - 177)	1969
176 (448 - 276)	1966
156 (369 - 233)	1962
154 (408 - 254)	1967

### Most 40-Point Games, Season

5	2003, 2018
4	1966, 2002, 2004
3	1961, 1962, 1963, 1964, 1967
2	1965, 1968, 1983, 2000, 2010, 2013, 2017, 2019

### Most 30-Point Games, Season

12	2018
8	1966, 2002, 2004
7	1999, 2003, 2019
6	1960, 1967, 2010
5	1962, 1965, 1968, 1983, 1994, 2005, 2006, 2015, 2016, 2017

### Most Points Scored, Game

59 at Denver	Sept. 7, 1963
56 at Denver	Oct. 23, 1966
56 vs. Atlanta	Oct. 24, 2004
56 at Oakland	Dec. 15, 2013
54 vs. St. Louis	Oct. 22, 2000
52 4 times; Last vs. Denver	Oct. 29, 1967

### Largest Margin of Victory, Game

52 Kansas City (59) at Denver (7)	Sept. 7, 1963
-----------------------------------	---------------



49 Kansas City (49) vs. Arizona (0)	Dec. 1, 2002
48 Kansas City (48) vs. N.Y. Jets (0)	Dec. 22, 1963
46 Kansas City (56) vs. Denver (10)	Oct. 16, 1966
46 Kansas City (56) vs. Atlanta (10)	Oct. 24, 2004

#### Most Points, Both Teams, Game

105 KC (51) at LAR (54)	Nov. 19, 2018
99 KC (48) at Seattle (51)	Nov. 27, 1983 (OT)
88 KC (49) vs. Denver (39)	Nov. 1, 1964
88 KC (54) vs. St. Louis (34)	Oct. 22, 2000

#### Fewest Points, Both Teams, Game

3 KC (0) at Tampa Bay (3)	Dec. 16, 1979
9 KC (3) vs. Cleveland (6)	Sept. 4, 1988
10 KC (7) at Denver (3)	Jan. 1, 2012
12 KC (6) vs. St. Louis (6)	Nov. 22, 1970
12 KC (3) at Miami (9)	Oct. 20, 1974

#### Most Points Shutout Victory, Game

49 vs. Arizona	Dec. 1, 2002
48 vs. N.Y. Jets	Dec. 22, 1963
41 vs. Miami	Oct. 8, 1967
41 vs. San Francisco	Oct. 1, 2006
34 vs. Boston	Dec. 11, 1960
34 vs. Houston	Nov. 26, 1989
34 vs. Cleveland	Sept. 30, 1990
34 vs. San Diego	Oct. 31, 1999

#### Fewest Points, Shutout Victory, Game

14 vs. Baltimore	Sept. 2, 1979
16 vs. Denver	Dec. 6, 1970
17 vs. L.A. Chargers	Sept. 25, 1960

#### Largest Fourth-Quarter Comebacks

Opponent	Deficit	Final	Date
17 at Green Bay	14-31	40-34 (OT)	Oct. 12, 2003
17 vs. San Diego	10-27	33-27 (OT)	Sept. 11, 2016
14 at N.Y. Jets	3-17	17-17 (OT)	Oct. 2, 1988
14 vs. N.Y. Giants	3-17	20-17 (OT)	Sept. 10, 1995
14 at Oakland	20-34	37-34	Nov. 28, 1999
14 at Carolina	3-17	20-17	Nov. 13, 2016

#### Largest Second-Half Comebacks

Opponent	Deficit	Final	Date
21 vs. San Diego	3-24	33-27 (OT)	Sept. 11, 2016
18 at New Orleans	6-24	27-24	Sept. 23, 2012
17 at Buffalo	10-27	27-27	Sept. 22, 1963
17 at Oakland	0-17	28-17	Oct. 25, 1981
17 at Green Bay	14-31	40-34 (OT)	Oct. 12, 2003
16 at San Diego	0-16	24-23	Nov. 2, 1986
14 at N.Y. Jets	3-17	17-17 (OT)	Oct. 2, 1988
14 vs. San Diego	0-14	20-17 (OT)	Dec. 8, 1991
14 vs. N.Y. Giants	3-17	20-17 (OT)	Sept. 10, 1995
14 at Oakland	13-27	28-27	Sept. 8, 1997
14 at Oakland	20-34	37-34	Nov. 28, 1999
14 at Carolina	3-17	20-17	Nov. 13, 2016

#### Most Consecutive Games Scoring

179	1963-76
139	1994-2002
117	2012-20
91	1987-92
84	2003-08

#### Most Points, Two Consecutive Games

104 (56, 48)	Oct. 23, 1966 - Oct. 30, 1966
101 (45, 56)	Dec. 8, 2013 - Dec. 15, 2013

#### Most First-Half Points, Game

42 vs. Denver	Oct. 29, 1967
38 at Miami	Sept. 28, 1968
38 at Washington	Dec. 8, 2013
35 vs. Arizona	Dec. 1, 2002

35 vs. St. Louis	Dec. 8, 2002
35 vs. Atlanta	Oct. 24, 2004
35 at Oakland	Dec. 15, 2013
35 vs. San Francisco	Sept. 23, 2018

#### Most First-Quarter Points, Season

158	1966
147	2018
124	2013
113	2004
112	2003
103	1962

#### Most First-Quarter Points, Game

24 at Miami	Sept. 28, 1968
21 13 times, last at Pittsburgh	Sept. 16, 2018

#### Most Second-Quarter Points, Season

177	2019
153	2003
150	2018
149	1997
143	1967
137	1989, 2004, 2010
136	2005

#### Most Second-Quarter Points, Game

28 vs. Denver	Oct. 29, 1967
28 vs. Pittsburgh	Oct. 18, 1971
28 vs. Denver	Dec. 7, 1980
28 vs. San Diego	Dec. 22, 1985
28 at Washington	Sept. 30, 2001
28 at Oakland	Sept. 15, 2019
24 vs. Houston	Oct. 30, 1966
24 vs. Indianapolis	Oct. 31, 2004

#### Most Second-Half Points, Game

35 at Denver	Oct. 23, 1966
35 at Denver	Dec. 1, 1972
35 at Tennessee	Dec. 13, 2004
34 at Denver	Jan. 3, 2010
31 at Denver	Sept. 7, 1963
31 at New England	Oct. 14, 2018
30 vs. Cleveland	Dec. 14, 1975

#### Most Third-Quarter Points, Season

134	2018
109	1963
106	1964
105	1998
103	2019
94	1966
93	1999, 2004

#### Most Third-Quarter Points, Game

22 vs. New York Jets	Nov. 5, 1967
22 vs. Buffalo	Oct. 18, 1969
22 vs. Oakland	Nov. 26, 1961
21 at Buffalo	Nov. 6, 1960
21 at Denver	Sept. 7, 1963
21 at Denver	Oct. 1, 1972
21 vs. Oakland	Oct. 3, 1977

#### Most Fourth-Quarter Points, Season

168	2002
140	2004
131	2003, 2018
129	1962
127	1960

#### Most Fourth-Quarter Points, Game

23 at Buffalo	Nov. 2, 1969
23 at Cleveland	Sept. 8, 2002

22 at N.Y. Titans	Nov. 24, 1960
21 at New England	Sept. 7, 2017
20 at Green Bay	Oct. 12, 2003
<b>Most Touchdowns, Season</b>	
71	2018
63	2003
62	2004
57	2002
55	1966
52	2013
<b>Most Touchdowns, Consecutive Seasons</b>	
125 (63, 62)	2003-04
121 (71, 50)	2018-19
120 (57, 63)	2002-03
113 (42, 71)	2017-18
108 (62, 46)	2004-05
104 (55, 49)	1966-67
96 (50, 46)	1962-63
<b>Fewest Touchdowns, Season</b>	
17	1982 (9 games)
18	2012
20	2011
23	1973
24	1988, 2007
<b>Most Touchdowns, Game</b>	
8 at Denver	Sept. 7, 1963
8 at Denver	Oct. 23, 1966
8 vs. Atlanta	Oct. 24, 2004
8 at Oakland	Dec. 15, 2013
7	12 times; Last at Tennessee Dec. 13, 2004
<b>Most Touchdowns, Both Teams, Game</b>	
13 Kansas City (7) at Seattle (6)	Nov. 27, 1983 (OT)
13 Kansas City (8) at Oakland (5)	Dec. 15, 2013
12 Kansas City (7) vs. Denver (5)	Nov. 1, 1964
12 Kansas City (7) vs. St. Louis (5)	Oct. 22, 2000
12 Kansas City (7) at Tennessee (5)	Dec. 13, 2004
<b>Most Consecutive Games Scoring Touchdowns</b>	
96	1963-70
64	1997-01
52	1960-63
38	2017-19
35	1994-96
33	1976-78
<b>Most Offensive Touchdowns, Season</b>	
66	2018
58	2004
56	2003
53	2002
50	1962, 1966
46	1964, 2019
<b>Fewest Offensive Touchdowns, Season</b>	
13	1982 (9 games)
17	2012
18	2011
21	1973, 1974
23	2007
24	1970, 1977, 1987, 1988
25	1979
<b>Most Return Touchdowns, Season</b>	
11	1992, 1999, 2013
8	2016
7	1995, 1997, 2003
<b>Most Defensive Touchdowns, Season</b>	
9	1999

8	1992
6	2013, 2015
5	1972, 1974, 1977
4	1960, 1967, 1981, 1986, 1995, 1997, 2016, 2018
<b>Fewest Defensive Touchdowns, Season</b>	
0	1962, 1976, 1978, 1988, 2006, 2012
1	1961, 1975, 1976, 1989, 1998, 2001, 2002, 2007
<b>Most Defensive Touchdowns, Game</b>	
3 vs. Denver	Dec. 27, 1992
2	15 times, last at Baltimore Dec. 20, 2015
<b>Most Interception Return TDs, Season</b>	
6	1992
5	1972, 1974, 1999, 2013
4	1960, 1986, 1997, 2015, 2016
<b>Most Fumble Return TDs, Season</b>	
4	1999
3	1997, 1980, 1981, 2017
2	1989, 1991, 1992, 1993, 1995, 2013, 2019
<b>Most Special Teams Touchdowns, Season</b>	
5	1986, 1987, 2013
4	1995, 2003, 2016
3	1969, 1992, 2002, 2009
<b>Most Special Teams Touchdowns, Game</b>	
3 at Pittsburgh	Dec. 21, 1986
2 vs. Cleveland	Sept. 30, 1990
2 vs. St. Louis	Dec. 8, 2002
2 at Washington	Dec. 8, 2013
<b>Most Points After Touchdown, Season</b>	
65	2018
58	2003, 2004
54	2002
52	2013
48	1966
47	1962
<b>Fewest Points After Touchdown, Season</b>	
17	1982 (9 games), 2012
20	2011
21	1973, 2007
23	1988
<b>Most Points After Touchdown, Game</b>	
8 at Denver	Sept. 8, 1963
8 at Denver	Oct. 23, 1966
8 vs. Atlanta	Oct. 24, 2004
8 at Oakland	Dec. 15, 2013
<b>Most Two-Point Attempts, Season</b>	
6	2001
5	1997
4	1961, 1994, 2008, 2015
3	1964, 1965, 1966, 1967, 1995, 2002, 2003, 2007
<b>Most Two-Point Conversions, Season</b>	
3	1961, 1965, 1994, 2001
2	1966, 1967, 1997, 2015, 2016
1	12 times, Last; 2019
<b>Most Two-Point Attempts, Game</b>	
2 vs. Buffalo	Oct. 18, 1964
2 at Houston	Oct. 24, 1965
2 at St. Louis	Oct. 26, 1997
2 at Denver	Nov. 14, 2010
2 at Green Bay	Sept. 28, 2015
2 at Oakland	Nov. 20, 2015
<b>Most Two-Point Conversions, Game</b>	
2 at Houston	Oct. 24, 1965
2 at St. Louis	Oct. 26, 1997
<b>Most Field Goals Attempted, Season</b>	
45	2017

44	1971
42	1970
40	1968
<b>Fewest Field Goals Attempted, Season</b>	
17	1964
18	1977
20	2003
22	1979, 2008
<b>Most Field Goals Attempted, Game</b>	
7	vs. Buffalo Dec. 19, 1971
7	vs. Cincinnati Oct. 4, 2015
6	8 times; Last at New Orleans Sept. 23, 2012
<b>Most Field Goals Attempted, Both Teams, Game</b>	
10	Kansas City (7) vs. Buffalo (3) Dec. 19, 1971
10	Kansas City (5) at San Diego (5) Oct. 29, 1972
10	Kansas City (6) vs. Denver (4) Dec. 16, 2001
10	Kansas City (5) vs. Denver (5) Sept. 28, 2008
<b>Most Field Goals Made, Season</b>	
41	2017
34	1990, 2019
31	2016
30	1968, 1970, 2015
28	2012
27	1969, 1988, 1997, 1998, 2001, 2005
<b>Fewest Field Goals Made, Season</b>	
7	1961
8	1963, 1964
12	1979
<b>Most Field Goals Made, Game</b>	
7	at Cincinnati Oct. 4, 2015
6	at New Orleans Sept. 23, 2012
5	at Buffalo Nov. 2, 1969
5	vs. Buffalo Dec. 7, 1969

5	vs. Buffalo	Dec. 19, 1971
5	vs. L.A. Raiders	Sept. 12, 1985
5	vs. Cincinnati	Nov. 13, 1988
5	at Chicago	Dec. 29, 1990
5	vs. Denver	Sept. 20, 1993
5	vs. Minnesota	Oct. 2, 2011
5	at Houston	Oct. 8, 2017
5	vs. Denver	Oct. 30, 2017
5	vs. Miami	Dec. 24, 2017
<b>Most Field Goals Made, Both Teams, Game</b>		
*9	Kansas City (4) at San Diego (5)	Sept. 29, 1996
*NFL RECORD		
8	Kansas City (5) vs. Buffalo (3)	Dec. 19, 1971
8	Kansas City (4) vs. Denver (4)	Sept. 28, 2008
7	Kansas City (5) vs. Buffalo (2)	Dec. 7, 1969
7	Kansas City (4) vs. Denver (3)	Dec. 16, 2001
7	Kansas City (3) at Indianapolis (4)	Oct. 10, 2010
7	Kansas City (6) at New Orleans (1)	Sept. 23, 2012
7	Kansas City (7) at Cincinnati (0)	Oct. 4, 2015
7	Kansas City (5) vs. Denver (2)	Oct. 30, 2017
7	Kansas City (5) vs. Miami (2)	Dec. 24, 2017
<b>Most Consecutive Games Scoring Field Goals</b>		
18	2001-02	
16	2017-18	
15	2005	
14	1970, 2019	
11	1968-69, 1971-72, 1985-86	
10	1980-81, 2013	
<b>Most Safeties, Season</b>		
3	1988, 1997	
<b>Most Safeties, Game</b>		
1	21 times; Last at Denver	Nov. 27, 2016

## First Downs

### Most First Downs, Season

\*398 2004

384 2018

350 2019

348 2003

347 2005

343 2002

334 2019

324 2001

### \*NFL RECORD

### Fewest First Downs, Season

163 1982 (9 games)

183 1970

208 1973

### Most First Downs, Game (All 30+)

36 vs. Atlanta Oct. 24, 2004

33 vs. Indianapolis Oct. 31, 2004

33 vs. Cincinnati Oct. 21, 2018

32 at Houston Oct. 24, 1965

32 at Seattle Nov. 24, 2002

32 vs. Oakland Dec. 25, 2004

31 at Oakland Nov. 5, 2000

31 vs. San Francisco Sept. 23, 2018

30 vs. Cleveland Nov. 9, 2003

30 at L.A. Raiders Dec. 22, 1991

30 vs. Seattle Oct. 29, 2006

30 at Denver Nov. 14, 2010

30 vs. Baltimore Dec. 9, 2018

### Fewest First Downs, Game

4 at Tampa Bay Dec. 16, 1979

5 at San Diego Dec. 12, 2010

7 at Boston Oct. 23, 1964

7 at Oakland Dec. 12, 1970

7 at Denver Dec. 9, 2007

7 at Oakland Dec. 16, 2012

8 12 times; Last at Denver Dec. 30, 2012

### Most First Downs, Both Teams, Game

64 KC (32) at Seattle (32) Nov. 24, 2002

62 KC (31) at Oakland (31) Nov. 5, 2000

59 KC (26) at Seattle (33) Nov. 27, 1983 (OT)

58 KC (24) at Denver (34) Nov. 18, 1974

### Fewest First Downs, Both Teams, Games

15 Kansas City (7) vs. Denver (8) Dec. 6, 1970

18 Kansas City (7) at Boston (11) Oct. 23, 1964

### Most Rushing First Downs, Season

160 1978, 1981

140 2002

138 2004, 2005

130 1980

129 1969, 1997, 2010

### Fewest Rushing First Downs, Season

66 2007

71 1982 (9 games)

79 1985

83 1970, 1983, 1986

84 2000

### Most Rushing First Downs, Game

21 vs. Atlanta Oct. 24, 2004

20 vs. Houston Oct. 1, 1961

18 vs. Oakland Oct. 20, 1968

18 vs. Seattle Nov. 22, 1981

18 at Detroit Nov. 28, 1996

16 8 times; Last vs. Buffalo Oct. 7, 1991

### Fewest Rushing First Downs, Game

\*0 at Cincinnati Nov. 24, 1974

0 vs. Pittsburgh Nov. 10, 1985

0 at L.A. Raiders Dec. 6, 1992

0 at Denver Oct. 27, 1996

0 at Arizona Oct. 8, 2006

0 vs. Jacksonville Oct. 7, 2007

0 at Oakland Dec. 16, 2012

1 12 times; Last vs. Pittsburgh Oct. 15, 2017

\*NFL RECORD

### Most Passing First Downs, Season

239 2018

228 2004

211 1994, 2019

208 1983

207 2000

206 2019

201 2003

### Fewest Passing First Downs, Season

79 1982 (9 games)

86 1970

89 1968

91 1979

93 1973

### Most Passing First Downs, Game (All 20+)

26 vs. Oakland Dec. 25, 2004

24 at Denver Nov. 14, 2010

23 at Oakland Nov. 5, 2000

21 at Dallas Nov. 20, 1983

21 at Denver Oct. 17, 1994

21 at Denver Dec. 7, 2003

21 at Houston Oct. 8, 2017

21 at Los Angeles Rams Nov. 19, 2018

20 vs. Indianapolis Oct. 31, 2004

20 at Tennessee Nov. 10, 2019

### Fewest Passing First Downs, Game

1 vs. Oakland Oct. 20, 1968

1 vs. Houston Sept. 10, 1978

1 at Tampa Bay Dec. 16, 1979

2 5 times; Last at Denver Dec. 30, 2012

### Most Penalty First Downs, Season

46 2019

37 2018

34 2013

33 1996, 1998

32 2004, 2015

30 2000

29 1966, 1978, 1984, 1986, 2017

### Fewest Penalty First Downs, Season

4 1969

8 1965

9 1973

10 1999

11 1968, 1972

### Most Penalty First Downs, Game

9 vs. L.A. Raiders Oct. 3, 1993

7 vs. L.A. Raiders Sept. 17, 1989

7 vs. Seattle Oct. 17, 1996

7 vs. San Francisco Sept. 23, 2018

6 at Tennessee Dec. 13, 2004

6 at Oakland Nov. 7, 2010

5 10 times; Last at Detroit Sept. 29, 2019

### Fewest Penalty First Downs, Game



0 Many times; Last, at New York Jets Dec. 3, 2017

## Net Yards Passing and Rushing

### Most Net Yards, Season

6,810 2018

6,695 2004

6,401 2018

6,192 2005

6,067 2019

6,007 2017

6,000 2002

5,910 2003

### Most Net Yards, Consecutive Seasons

12,887 (6,695, 6,192) 2004-05

12,877 (6,810, 6,067) 2018-19

12,817 (6,007, 6,810) 2017-18

12,605 (5,910, 6,695) 2003-04

11,910 (6,000, 5,910) 2002-03

11,673 (5,673, 6,000) 2001-02

11,495 (5,488, 6,007) 2016-17

### Fewest Net Yards, Season

2,498 1982 (9 games)

3,536 1973

3,577 1970

3,828 1974

3,936 1977

### Most Net Yards, Game (All 500+)

614 at Denver Oct. 23, 1966

590 vs. Indianapolis Oct. 31, 2004

566 vs. Detroit Oct. 14, 1990

552 at Seattle Nov. 24, 2002

551 vs. Buffalo Sept. 30, 1962

551 vs. Cincinnati Oct. 21, 2018

546 at Washington Sept. 30, 2001

546 at Los Angeles Rams Nov. 19, 2018

542 at Houston Oct. 24, 1965

540 vs. Atlanta Oct. 24, 2004

537 at San Diego Dec. 11, 1983

537 vs. Cincinnati Jan. 1, 2006

537 at New England Sept. 7, 2017

530 at Tennessee Nov. 10, 2019

524 at Denver Jan. 3, 2010

521 vs. Detroit Dec. 14, 2003

520 vs. Denver Nov. 1, 1964

513 at Oakland Nov. 5, 2000

512 vs. Seattle Dec. 27, 1987

510 vs. Houston Nov. 28, 1965

510 at New Orleans Sept. 23, 2012

508 at Cincinnati Sept. 28, 1969

507 vs. Indianapolis Dec. 23, 2012

506 vs. San Diego Oct. 14, 1984

504 at New Orleans Sept. 8, 1985

504 at N.Y. Jets Oct. 6, 2002

503 at Seattle Nov. 28, 2010

503 vs. L.A. Chargers Dec. 29, 2019

502 at Buffalo Oct. 3, 1976

500 at Oakland Dec. 5, 2004

### Fewest Net Yards, Game

62 vs. Oakland Nov. 8, 1963

67 at San Diego Dec. 12, 2010

80 at Tampa Bay Dec. 16, 1979

104 at Buffalo Oct. 29, 1973

106 at Oakland Dec. 8, 1973

### Most Net Yards, Both Teams, Game

1,095 KC (590) vs. Indianapolis (505) Oct. 31, 2004

1,086 KC (552) at Seattle (534) Nov. 24, 2002

1,036 KC (524) at Denver (512) Jan. 3, 2010

1,013 KC (537) at San Diego (476) Dec. 11, 1983

1,001 KC (546) at L.A. Rams (455) Nov. 19, 2018

986 KC (513) at Oakland (473) Nov. 5, 2000

### Fewest Net Yards, Both Teams, Game

323 KC (178) at N.Y. Jets (145) Nov. 7, 1971

335 KC (244) vs. Houston (91) Oct. 12, 1969

338 KC (62) vs. Oakland (276) Nov. 8, 1963

### Most Games, 400 or More Net Yards, Season

11 2018

9 2004

7 2005, 2010, 2017

6 1994, 2000, 2002, 2019

5 1969, 2001, 2003

4 1960, 1961, 1962, 1976, 1983, 1997, 2016

3 1964, 1965, 1966, 1967, 1974, 1981, 1989, 1990, 1991, 2009, 2011, 2012

### Most Consecutive Games, 400 or More Net Yards

5 2004

4 1976, 2005, 2018, 2019

3 1974, 2000, 2010, 2018

### Most Games, 300 or More Net Yards, Season

15 2004, 2018

14 2005, 2019

13 2002, 2017

12 1989, 1995, 1999, 2003, 2010, 2013, 2015

11 1966, 1983, 1991, 1996, 2016

10 1964, 1968, 1981, 1984, 1993, 1994, 2000, 2001, 2014

### Most Consecutive Games, 300 or More Net Yards

18 2017-18

16 2004-05

13 2001-02

11 2005

10 1966-67, 1989, 2003

8 2010, 2018-19

7 1981, 1991

### Most Plays, Season

1,098 1994

1,089 2004

1,074 1983

1,063 2010

1,059 1995

1,059 2005

### Fewest Plays, Season

573 1982 (9 games)

712 2017

775 1970

831 1968

833 1965

836 1971

### Most Plays, Game

92 at New Orleans Sept. 23, 2012

91 at Cincinnati Sept. 3, 1978

86 vs. N.Y. Giants Nov. 3, 1974

86 vs. Seattle Sept. 28, 1997

85 at Jacksonville Nov. 9, 1997

84 vs. Denver Oct. 24, 1976

84 at San Diego Nov. 12, 1978

### Fewest Plays, Game

38 at Oakland	Dec. 12, 1970
38 at Tampa Bay	Dec. 16, 1979
41 at San Diego	Oct. 7, 1962
41 at San Diego	Dec. 12, 2010
42 at Oakland	Dec. 8, 1973
44 at Detroit	Nov. 25, 1971
44 at New England	Oct. 11, 1998
44 at Baltimore	Sept. 13, 2009

## Rushing

### Most Rushing Attempts, Season

663	1978
610	1981
569	1979
559	1989
556	2010
552	1980

### Most Rushing Attempts, Consecutive Seasons

1,232 (663, 569)	1978-79
1,162 (552, 610)	1980-81
1,121 (569, 552)	1979-80
1,089 (456, 663)	1977-78
1,063 (559, 504)	1989-90

### Fewest Rushing Attempts, Season

269	1982 (9 games)
375	2019
379	2008
383	2000, 2007
387	1983, 2018
400	1963

### Most Rushing Attempts, Game

69 at Cincinnati	Sept. 3, 1978
60 vs. Oakland	Oct. 20, 1968
57 vs. Seattle	Nov. 5, 1989

### Fewest Rushing Attempts, Game

9 at Oakland	Nov. 5, 2000
10 vs. Jacksonville	Oct. 7, 2007
10 at Oakland	Dec. 16, 2012
11 at New England	Oct. 11, 1998
11 at New York Jets	Dec. 3, 2017
11 vs. Houston Texans	Oct. 13, 2019
12 at Oakland	Dec. 8, 1973
12 at Denver	Oct. 27, 1996
13 vs. Buffalo	Nov. 23, 2008
14 at San Diego	Sept. 29, 1963
14 vs. Pittsburgh	Nov. 10, 1985
14 at L.A. Raiders	Dec. 6, 1992
14 at Jacksonville	Nov. 8, 2009
14 vs. Indianapolis	Oct. 6, 2019

### Most Rushing Attempts, Both Teams, Game

102 KC (52) at San Diego (50)	Nov. 12, 1978 (OT)
100 KC (41) vs. Denver (59)	Sept. 24, 1978

### Fewest Rushing Attempts, Both Teams, Game

37 KC (21) vs. Houston (16)	Dec. 16, 1990
40 KC (17) at Buffalo (23)	Dec. 12, 1965

### Most Games, 40 or More Rushing Attempts, Season

9	1978
8	1973, 1981
7	1968
6	1962, 1969, 1989
5	1976, 1979, 1980, 1997, 2010

### Most Games, 30 or More Rushing Attempts, Season

14	1978
13	1981

### 12 1971, 1975, 1980

### 11 1969, 1989, 1990, 2005, 2006

### 10 1968, 1972, 1973, 1974, 1979, 1995, 1999, 2010

### Most Consecutive Games, 40 or More Rushing Attempts

### 4 1968, 1978

### 3 1962, 1973, 1996

### Most Consecutive Games, 30 or More Rushing Attempts

### 15 1980-81

### 8 1975, 1977-78

### 7 1972, 1978, 1978-79

### 6 1970, 1980, 1989, 1999

### Most Rushing Yards, Season

### 2,986 1978

### 2,633 1981

### 2,627 2010

### 2,407 1962

### 2,395 2012

### Most Rushing Yards, Home, Season

### 1,488 1981

### 1,468 1962

### 1,463 2010

### 1,436 1978

### 1,390 1961

### Most Rushing Yards Per Game, Season

### 213.3 (2,986 in 16 games) 1978

### 171.9 (2,407 in 14 games) 1962

### 164.6 (2,633 in 16 games) 1981

### 164.2 (2,627 in 16 games) 2010

### 162.4 (2,274 in 14 games) 1966

### Most Rushing Yards Per Game, Home, Season

### 209.7 (1,468 in 7 games) 1962

### 198.6 (1,390 in 7 games) 1961

### 186.0 (1,488 in 8 games) 1981

### 182.9 (1,463 in 8 games) 2010

### 179.5 (1,436 in 8 games) 1978

### Most Rushing Yards, Consecutive Seasons

### 5,302 (2,986, 2,316) 1978-79

### 4,829 (1,843, 2,986) 1977-78

### 4,671 (2,289, 2,382) 2004-05

### 4,590 (2,183, 2,407) 1961-62

### Fewest Rushing Yards, Season

### 943 1982 (9 games)

### 1,248 2007

### 1,254 1983

### 1,351 2017

### 1,465 2000

### 1,468 1986

### Fewest Rushing Yards Per Game, Season

### 78.0 (1,248 in 16 games) 2007

### 78.4 (1,254 in 16 games) 1983

### 91.6 (1,465 in 16 games) 2000

### 91.8 (1,468 in 16 games) 1986

### 92.9 (1,486 in 16 games) 1985

### Most Rushing Yards, Game (All 300+)

### 398 vs. Houston Oct. 1, 1961

### 380 at Denver Oct. 23, 1966

### 352 vs. Indianapolis Dec. 23, 2012

### 320 vs. Buffalo Sept. 30, 1962

### 317 at Denver Jan. 3, 2010

### 313 vs. Cincinnati Oct. 26, 1969

### 310 vs. Detroit Oct. 14, 1990

### 302 at Houston Oct. 24, 1965

### Fewest Rushing Yards, Game

# REGULAR TEAM

0 vs. Denver	Dec. 19, 1965
10 vs. Jacksonville	Oct. 7, 2007
10 at Oakland	Dec. 16, 2012
14 at New England	Oct. 11, 1998
16 at Denver	Dec. 9, 2007
17 at Boston	Nov. 18, 1960
17 at L.A. Raiders	Dec. 6, 1992
<b>Most Games, 200 or More Rushing Yards</b>	
8 1978	
6 2010	
5 1962	
4 1968, 1979, 1981, 2002	
3 1961, 1967, 1991, 2001, 2004, 2012	
2 1960, 1963, 1965, 1966, 1969, 1970, 1975,	
2 1989, 1996, 1997, 2005, 2006	
<b>Most Rushing Yards, Both Teams, Game</b>	
519 Kansas City (168) vs. Cleveland (351)	Dec. 20, 2009
502 Texans (398) vs. Houston (104)	Oct. 1, 1961
502 Texans (284) vs. Oakland (218)	Nov. 26, 1961
479 Kansas City (251) vs. Detroit (228)	Nov. 23, 1975
<b>Fewest Rushing Yards, Both Teams, Game</b>	
75 KC (20) at Houston (55)	Sept. 29, 1974
105 KC (27) vs. Boston (78)	Nov. 17, 1968
111 Dallas Texans (108) at SD (3)	Nov. 19, 1961
111 KC (48) at San Diego (63)	Oct. 13, 1985
<b>Most 10+ Yard Rushes, Season (Since 1990)</b>	
73 2002	
72 2010	
67 2005	
64 2012	
63 2001	
<b>Most 10+ Yard Rushes, Game (Since 1990)</b>	
11 at Oakland	Dec. 9, 2001
(10 Holmes, 1 Cloud)	
10 at Seattle	Nov. 24, 2002
(9 Holmes, 1 Morton)	
10 vs. Buffalo	Oct. 31, 2010
(7 Charles, 3 Jones)	
9 vs. Detroit	Oct. 14, 1990
(5 Word, 3 Okoye, 1 McNair)	
9 vs. Denver	Dec. 17, 2000
(5 Richardson, 2 Grbac, 1 Alexander, 1 Moreau)	
9 vs. Atlanta	Oct. 24, 2004
(6 Holmes, 3 Blaylock, 1 Hall)	
9 vs. Indianapolis	Oct. 31, 2004
(6 Holmes, 2 Morton, 1 Johnson)	
9 vs. Indianapolis	Dec. 23, 2012
(4 Charles, 4 Hillis, 1 McCluster)	
<b>Highest Rushing Average, Season</b>	
5.18 1966	
5.15 2002	
5.03 1962	
4.97 1961	
4.91 2017	
4.79 2012	
<b>Lowest Rushing Average, Season</b>	
3.24 1983	
3.26 2007	
3.39 1980	
3.40 1986	
3.43 1992	
<b>Most Rushing Touchdowns, Season</b>	
32 2003	

31 2004	
26 2002, 2005	
24 1960	
23 1961	
<b>Most Rushing Touchdowns, Consecutive Seasons</b>	
*63 (32, 31)	2003-04
58 (26, 32)	2002-03
57 (31, 26)	2004-05
47 (24, 23)	1960-61
44 (23, 21)	1961-62
*NFL RECORD	
<b>Fewest Rushing Touchdowns, Season</b>	
3 1982 (9 games)	
5 2011	
6 1972, 2007	
7 1987	
8 1988, 2009	
<b>Most Rushing Touchdowns, Game</b>	
*8 vs. Atlanta	Oct. 24, 2004
5 at Denver	Oct. 23, 1966
4 14 times; Last vs. Detroit	Nov. 1, 2015
*NFL RECORD	
<b>Most Rushing Touchdowns, Both Teams, Game</b>	
8 Kansas City (8) vs. Atlanta (0)	Oct. 24, 2004
7 Texans (4) vs. Boston (3)	Sept. 8, 1962
7 Kansas City (4) at Denver (3)	Oct. 10, 1965

## Passing

<b>Highest Passer Rating, Season</b>	
113.8 2018	
104.4 2019	
100.8 2017	
97.1 1962	
96.4 1968	
95.4 2015	
94.9 1990, 2004	
93.5 2002	
<b>Lowest Passer Rating, Season</b>	
52.7 1961	
52.9 1977	
54.0 1979	
55.2 1974	
59.3 1978	
<b>Most Passes Attempted, Season</b>	
641 1983	
615 1994	
593 1984	
583 2018	
582 2000	
576 2019	
563 2007	
<b>Most Passes Attempted, Consecutive Seasons</b>	
1,234 (641, 593)	1983-84
1,159 (583, 576)	2018-19
1,146 (615, 531)	1994-95
1,126 (543, 583)	2017-18
1,110 (582, 528)	2000-01
1,105 (490, 615)	1993-94
1,104 (593, 511)	1984-85
1,104 (563, 541)	2007-08
<b>Fewest Passes Attempted, Season</b>	
264 1982 (9 games)	
270 1968	
289 1970	

313 1973

322 1962

## Most Passes Attempted, Game

59 at Dallas Nov. 20, 1983

55 at San Diego Oct. 9, 1994

55 at Miami Dec. 12, 1994

54 at Denver Nov. 16, 1986

54 at Denver Oct. 17, 1994

54 at San Diego Sept. 29, 1996

54 vs. San Diego Nov. 24, 1996

## Fewest Passes Attempted, Game

3 vs. Oakland Oct. 20, 1968

6 at Oakland Dec. 13, 1969

10 vs. Denver Sept. 24, 1978

## Most Passes Attempted, Both Teams, Game

100 KC (46) vs. Tampa Bay (54) Oct. 28, 1964

95 KC (54) at San Diego (41) Sept. 29, 1996

95 KC (46) at L.A. Rams (49) Nov. 19, 2018

90 KC (59) at Dallas (31) Nov. 20, 1983

90 KC (41) at San Diego (49) Dec. 11, 1983

## Fewest Passes Attempted, Both Teams, Game

26 KC (6) at Oakland (20) Dec. 13, 1969

26 KC (13) at Tampa Bay (13) Dec. 16, 1979

27 KC (14) vs. Houston (13) Sept. 10, 1978

## Most Passes Completed, Season

385 2018

378 2019

370 2004

369 1983

366 1994

365 2016

363 2017

## Most Passes Completed, Consecutive Seasons

763 (385, 378) 2018-19

748 (363, 385) 2017-18

728 (365, 363) 2016-17

709 (339, 370) 2003-04

687 (370, 317) 2004-05

675 (310, 365) 2015-16

674 (369, 305) 1983-84

## Fewest Passes Completed, Season

145 1982 (9 games)

154 1970

156 1968

## Most Passes Completed, Game

39 at Oakland Nov. 5, 2000

37 at San Diego Oct. 9, 1994

36 at Tennessee Nov. 10, 2019

34 at Denver Oct. 17, 1994

34 at Denver Dec. 7, 2003

34 vs. San Diego Sept. 11, 2016

33 at Dallas Nov. 20, 1983

33 at Miami Dec. 12, 1994

33 at San Diego Jan. 2, 2005

33 at Detroit Dec. 23, 2007

33 at Denver Nov. 14, 2010

33 at Los Angeles Rams Nov. 19, 2018

## Fewest Passes Completed, Game

2 vs. Oakland Oct. 20, 1968

2 at Oakland Dec. 13, 1969

5 7 times: Last at Seattle Dec. 17, 1978

## Most Passes Completed, Both Teams, Game

64 Kansas City (33) at L.A. Rams (31) Nov. 19, 2018

62 Kansas City (31) at San Diego (31) Dec. 11, 1983

59 Kansas City (34) vs. San Diego (25) Sept. 11, 2016

57 Kansas City (31) at San Diego (26) Oct. 30, 2005

56 Kansas City (33) at Denver (23) Nov. 14, 2010

55 Kansas City (23) vs. San Diego (32) Oct. 14, 1984

55 Kansas City (26) vs. Tampa Bay (29) Oct. 28, 1984

## Fewest Passes Completed, Both Teams, Game

11 Kansas City (10) vs. San Diego (1) Sept. 20, 1998

12 Kansas City (7) at Tampa Bay (5) Dec. 16, 1979

13 Kansas City (2) at Oakland (11) Dec. 13, 1969

13 Kansas City (8) vs. Boston (5) Oct. 11, 1970

## Most 20+ Yard Completions, Season (Since 1990)

76 2018

60 2004

59 2000, 2019

55 2003

54 2017

53 2001

## Most 20+ Yard Completions, Game (Since 1990)

9 vs. St. Louis Oct. 22, 2000

(6 Grbac, 2 Moon, 1 Morris)

9 at Denver (9 Cassel) Nov. 14, 2010

9 at L.A. Rams (9 Mahomes) Nov. 19, 2018

8 at Oakland (8 Mahomes) Sept. 15, 2019

7 at L.A. Raiders (7 Krieg) Dec. 6, 1992

7 at San Diego (7 Gannon) Nov. 22, 1998

7 at Oakland (7 Grbac) Nov. 5, 2000

7 at Arizona (7 Green) Oct. 21, 2001

7 vs. Indianapolis (7 Green) Oct. 31, 2004

7 at New York Jets (7 Smith) Dec. 3, 2017

7 at Cleveland (7 Mahomes) Nov. 4, 2018

## Most Net Passing Yards, Season

4,955 2018

4,498 2019

4,406 2004

4,341 1983

4,149 2000

4,104 2017

3,981 2003

## Most Net Passing Yards, Consecutive Seasons

9,453 (4,955, 4,498) 2018-19

9,059 (4,104, 4,955) 2017-18

8,387 (3,981, 4,406) 2003-04

8,216 (4,406, 3,810) 2004-05

7,909 (4,341, 3,568) 1983-84

7,844 (3,740, 4,104) 2016-17

7,814 (4,149, 3,665) 2000-01

## Fewest Passing Yards, Season

1,555 1982 (9 games)

1,660 1979

1,719 1970

## Most Gross Passing Yards, Game (All 400+)

504 at Oakland Nov. 5, 2000

478 at L.A. Rams Nov. 19, 2018

469 at Denver Nov. 14, 2010

446 at Tennessee Nov. 10, 2019

443 at Oakland Sept. 15, 2019

435 vs. Denver Nov. 1, 1964

433 at Tennessee Nov. 10, 2019

432 at Dallas Nov. 20, 1983

412 vs. Denver Dec. 19, 1965

411 at San Diego Dec. 11, 1983

400 at Green Bay Oct. 12, 2003

## Most Net Passing Yards, Game

474 at Oakland Nov. 5, 2000



448 at L.A. Rams	Nov. 19, 2018
433 at Denver	Nov. 14, 2010
433 at Oakland	Sept. 15, 2019
406 at San Diego	Dec. 11, 1983
400 at Green Bay	Oct. 12, 2003
395 at New Orleans	Sept. 8, 1985
<b>Fewest Gross Passing Yards, Game</b>	
16 vs. Oakland	Oct. 20, 1968
39 vs. Houston	Nov. 15, 1981
42 at Seattle	Sept. 30, 1979
44 at Denver	Oct. 8, 1961
46 at Tampa Bay	Dec. 16, 1979
<b>Fewest Net Passing Yards, Game</b>	
-22 vs. Oakland	Nov. 8, 1963
15 at Seattle	Sept. 30, 1979
16 vs. Oakland	Oct. 20, 1968
18 at Denver	Oct. 4, 1970
19 at San Diego	Dec. 12, 2010
<b>Most Net Passing Yards, Both Teams, Game</b>	
859 Kansas City (387) vs. Indianapolis (472)	Oct. 31, 2004
827 Kansas City (448) at L.A. Rams (379)	Nov. 19, 2018
782 Kansas City (406) at San Diego (376)	Dec. 11, 1983
764 Kansas City (322) at Pittsburgh (442)	Sept. 16, 2018
748 Kansas City (331) at Oakland (417)	Oct. 19, 2017
732 Kansas City (433) at Denver (299)	Nov. 14, 2010
716 Kansas City (474) at Oakland (242)	Nov. 5, 2000
698 Kansas City (229) at Oakland (469)	Nov. 3, 1968
<b>Fewest Passing Yards, Both Teams, Game</b>	
67 Kansas City (22) at Tampa Bay (45)	Dec. 16, 1979
81 Kansas City (34) vs. Houston (47)	Sept. 10, 1978
<b>Most Individual 100-Yard Receiving Games, Season</b>	
14	2000, 2004
11	1964, 2018
9	2017
8	1966, 1983
7	1987, 2003, 2006, 2007, 2016, 2019
<b>Most Consecutive Individual 100-Yard Receiving Games, Season</b>	
7	2000
6	2004
4	1964, 2016, 2018
3	1966, 1984, 1992, 1994, 2005, 2007, 2010
2	1961, 1962, 1963, 1965, 1968, 1969, 1980, 1982, 1983, 1985, 1987, 1988, 1989, 1998, 1999, 2001, 2006, 2007, 2008, 2011, 2017 (3 times), 2018, 2019
<b>Most Times Sacked, Season</b>	
57	1980
55	2007
53	1975
<b>Fewest Times Sacked, Season</b>	
19	1994
21	1978, 1991, 1995, 2003
22	1990
<b>Most Times Sacked, Game</b>	
10 vs. Baltimore	Nov. 2, 1980
9 vs. San Diego	Dec. 2, 2007
8 at Pittsburgh	Dec. 5, 1982
8 vs. L.A. Raiders	Dec. 12, 1982
<b>Most Times Sacked, Both Teams, Game</b>	
13 Kansas City (2) vs. Cleveland (11)	Sept. 30, 1984
13 Kansas City (6) vs. Houston (7)	Sept. 21, 1986
<b>Most Consecutive Games Without Allowing A Sack</b>	
3	1988, 2000
<b>Most Consecutive Seasons Leading League, Completion Percentage</b>	

*4	1966-69
<b>*NFL RECORD</b>	
<b>Highest Completion Percentage, Season</b>	
66.85	543-363 2017
66.85	546-365 2016
66.04	583-385 2018
65.95	561-370 2004
65.63	576-378 2019
65.54	473-310 2015
63.25	536-339 2003
<b>Lowest Completion Percentage, Season</b>	
44.36	(399-177) 1961
48.05	(435-209) 1960
48.90	(409-200) 1965
49.33	(521-257) 1986
50.38	(395-199) 1965
<b>Most Passing Touchdowns, Season</b>	
50	2018
32	1964
31	1966
30	1963, 2019
29	1983, 2000
<b>Fewest Passing Touchdowns, Season</b>	
7	1978, 1979
8	2012
10	1973, 1982 (9 games)
11	1974, 1977
13	1981, 2011
<b>Most Passing Touchdowns, Game</b>	
6 vs. Denver	Nov. 1, 1964
6 at Pittsburgh	Sept. 16, 2018
6 at Los Angeles Rams	Nov. 19, 2018
5	7 times; Last at Oakland Dec. 15, 2013
<b>Most Passing Touchdowns, Both Teams, Game</b>	
10 Kansas City (6) at L.A. Rams (4)	Nov. 19, 2018
9 Kansas City (4) at Denver (5)	Nov. 14, 2010
9 Kansas City (6) at Pittsburgh (3)	Sept. 16, 2018
8 Kansas City (6) vs. Denver (2)	Nov. 1, 1964
8 Kansas City (4) at San Diego (4)	Dec. 11, 1983
8 Kansas City (3) vs. IND (5)	Oct. 31, 2004
<b>Most Passes Had Intercepted, Season</b>	
27	1961
26	1977
25	1974
<b>Fewest Passes Had Intercepted, Season</b>	
5	1990, 2019
6	2014
7	2015
8	1982 (9 games), 2010, 2016, 2017
9	2013
10	1993, 1994, 1997, 2005
<b>Most Passes Had Intercepted, Game</b>	
7 vs. Pittsburgh	Oct. 13, 1974
6 at Seattle	Nov. 4, 1984
6 vs. L.A. Raiders	Oct. 20, 1985
<b>Most Passes Had Intercepted, Both Teams, Game</b>	
9 Kansas City (3) vs. Miami (6)	Nov. 13, 1966
8	8 times
Last; Kansas City (2) at Oakland (6)	Oct. 23, 2011

## Punting

<b>Most Seasons Leading League (Average Distance)</b>	
*6	1968, 1971-73, 1979, 1984
<b>*NFL RECORD</b>	

## Most Consecutive Seasons Leading League

3 1971-73

## Most Punts, Season

104 1999

99 1986

98 1984

## Fewest Punts, Season

38 1982 (9 games)

45 2018

49 2019

54 1962

55 2004

57 1991

## Most Punts, Game

11 at N.Y. Jets Sept. 18, 1965

11 vs. Baltimore Sept. 2, 1979

11 at San Francisco Nov. 17, 1985

11 at Cleveland Nov. 19, 1989

11 vs. San Diego Nov. 13, 1994

11 at Chicago Dec. 4, 2011

10 vs. Denver Oct. 6, 1974

10 at Oakland Oct. 5, 1980

10 at N.Y. Jets Oct. 2, 1988

10 at San Diego Nov. 26, 2000

10 at N.Y. Jets Dec. 30, 2007

10 at Jacksonville Sept. 8, 2013

## Fewest Punts, Game

0 at L.A. Raiders Dec. 22, 1991

0 vs. Carolina Dec. 10, 2000

0 vs. Cincinnati Oct. 21, 2018

## Highest Punting Average Distance, Season

46.83 (83-3,887) 2012

45.89 (89-4,084) 2011

45.53 (80-3,642) 1973

45.33 (89-4,034) 2013

45.26 (65-2,942) 1968

## Lowest Punting Average Distance, Season

36.06 (54-1,947) 1962

37.83 (64-2,422) 2002

38.53 (70-2,697) 1981

## Most Punts Had Blocked, Season

2 1974, 1975, 1985, 1999

## Most Punts Had Blocked, Game

2 vs. Denver Oct. 27, 1985

## Punt Returns

### Most Seasons Leading League (Average Return)

6 1960, 1968, 1970, 1979-80, 2003

### Most Punt Returns, Season (All 50+)

59 2013

58 1979, 1995, 1999

52 2010

### Fewest Punt Returns, Season

15 1982 (9 games)

22 2018

24 2004

26 1961, 1963, 2008

### Most Punt Returns, Game

9 at Oakland Nov. 15, 2009

8 vs. San Diego Nov. 10, 1974

8 at St. Louis Dec. 19, 2010

7 vs. Oakland Sept. 23, 1979

7 vs. N.Y. Giants Oct. 21, 1979

7 vs. Detroit Sept. 26, 1999

7 at Denver Dec. 5, 1999

7 at Oakland Oct. 21, 2007

7 at Jacksonville Sept. 8, 2013

7 at Washington Dec. 8, 2013

### Most Punt Returns, Both Teams, Game

15 Kansas City (6) vs. Baltimore (9) Sept. 2, 1979

### Most Punt Return Yards, Season (All 600+)

695 2013

640 1999

612 1979

### Fewest Punt Return Yards, Season

126 1972

129 1982 (9 games)

150 1971

### Most Punt Return Yards, Game

177 at Washington Dec. 8, 2013

160 vs. San Diego Sept. 13, 2010

141 vs. Oakland Sept. 23, 1979

139 at Denver Dec. 5, 1999

131 vs. Boston Dec. 11, 1960

### Highest Punt Return Average, Season

16.42 (33-542) 2003

15.03 (33-496) 1960

14.80 (40-592) 2016

14.53 (40-581) 1980

14.52 (31-450) 1968

### Lowest Punt Return Average, Season

4.34 (29-126) 1972

4.69 (32-150) 1971

6.29 (35-220) 2017

6.50 (26-169) 2008

6.53 (32-209) 2009

### Most Punt Return Touchdowns, Season

2 1968, 1979, 1980, 1992, 1999, 2002, 2003, 2013, 2016

1 1960, 1965, 1966, 1987, 1995, 1997, 2006, 2010, 2017, 2018

### Most Punt Return Touchdowns, Game

1 29 times; Last at L.A. Chargers Sept. 9, 2018

### Most Punt Return Touchdowns, Both Teams, Game

\*2 Kansas City (1) at Buffalo (1) Sept. 11, 1966

\*NFL RECORD

## Kickoff Returns

### Most Kickoff Returns, Season

80 2008

77 2009

75 2004

70 1987, 2000

68 2005

### Fewest Kickoff Returns, Season

31 1973

34 1982 (9 games)

35 2015

37 1962, 2019

38 1968, 1998

39 1992

### Most Kickoff Returns, Game

11 vs. Buffalo Nov. 23, 2008

10 vs. Oakland Nov. 2, 1967

10 vs. Seattle Sept. 20, 1987

9 vs. Pittsburgh Nov. 10, 1985

### Most Kickoff Return Yards, Season

1,820 2004

1,716 2008

1,666 2009

# REGULAR TEAM

1,591	2005
1,577	2003
<b>Fewest Kickoff Return Yards, Season</b>	
722	1992
723	1982 (9 games)
725	1973
736	1968
784	1990
<b>Most Kickoff Return Yards, Game</b>	
251	at Miami Dec. 12, 1994
245	at San Diego Oct. 15, 1967
236	vs. Pittsburgh Nov. 10, 1985
<b>Highest Kickoff Return Average, Season</b>	
*29.91 (44-1,316)	2013
27.64 (53-1,465)	1961
26.59 (41-1,090)	1969
25.81 (37-955)	1962
*NFL RECORD	
<b>Lowest Kickoff Return Average, Season</b>	
16.52 (56-925)	1988
17.04 (46-784)	1990
17.20 (54-929)	1983
<b>Most Kickoff Return Touchdowns, Season</b>	
2	1987, 1995, 2003, 2004, 2013
1	1961, 1963, 1967, 1969, 1986, 1994, 1996, 1997, 2002, 2005, 2009, 2014, 2016, 2019
<b>Most Kickoff Return Touchdowns, Game</b>	
1	24 times; Last vs. L.A. Chargers Dec. 29, 2019

## Fumbles

<b>Most Fumbles, Season</b>	
42	1980
<b>Fewest Fumbles, Season</b>	
7	2002
13	1982 (9 games), 2003
14	2017
15	2010
16	2015
<b>Most Fumbles, Game</b>	
*10	vs. Houston Oct. 12, 1969
*NFL RECORD	
<b>Most Fumbles, Both Teams, Game</b>	
*14	Kansas City (10) vs. Houston (4) Oct. 12, 1969
*NFL RECORD	
<b>Most Fumbles Lost, Season</b>	
24	1981, 1987
21	1965, 1977
<b>Fewest Fumbles Lost, Season</b>	
*2	2002
3	2017
4	1982 (9 games)
6	2003, 2010, 2018
8	1967, 1991, 2008, 2015
*NFL RECORD	
<b>Most Fumbles Lost, Game</b>	
6	vs. Houston Oct. 12, 1969
<b>Most Turnovers, Season</b>	
47	1977
46	1981
41	1965, 1987, 1989
40	1964
<b>Fewest Turnovers, Season</b>	
11	2017
12	1982 (9 games)
14	2010

15	2002, 2015, 2019
17	2014, 2016
<b>Most Turnovers, Game</b>	
9	vs. Buffalo Oct. 17, 1965
9	vs. Pittsburgh Oct. 13, 1974
8	vs. San Diego Sept. 20, 1981
<b>Most Turnovers, Both Teams, Game</b>	
16	Kansas City (7) vs. Houston (9) Oct. 12, 1969

## Penalties

<b>Fewest Penalties, Season</b>	
43	1982 (9 games)
52	1963
56	1964
61	1966
<b>Most Penalties, Season</b>	
*158	1998
137	2018
127	1994
126	1999
122	1993, 1996
*NFL RECORD	
<b>Fewest Penalties, Game</b>	
*0	vs. Buffalo Oct. 2, 1966
0	vs. Oakland Dec. 8, 1974
1	24 times; Last at San Diego Dec. 29, 2013
*NFL RECORD	

<b>Most Penalties, Game</b>	
17	at Seattle Nov. 8, 1998
15	vs. San Diego Sept. 20, 1998
15	at New England Sept. 7, 2017
14	at Atlanta Sept. 18, 1994
14	at Denver Oct. 17, 1994
<b>Fewest Penalties, Both Teams, Game</b>	
1	Kansas City (0) vs. Buffalo (1) Oct. 2, 1966
<b>Most Penalties, Both Teams, Game</b>	
30	Kansas City (17) at Seattle (13) Nov. 8, 1998
27	Kansas City (12) at Oakland (15) Nov. 7, 2010
26	Kansas City (7) vs. San Diego (19) Oct. 16, 1997
26	Kansas City (11) vs. Oakland (15) Dec. 24, 2011
25	Kansas City (11) vs. Denver (14) Sept. 20, 1993
24	Kansas City (13) at L.A. Raiders (11) Oct. 9, 1983
24	Kansas City (12) vs. L.A. Raiders (12) Sept. 16, 1984
24	Kansas City (10) vs. L.A. Raiders (14) Dec. 13, 1987
24	Kansas City (14) at Atlanta (10) Sept. 18, 1994
24	Kansas City (14) at Denver (10) Oct. 17, 1994
24	Kansas City (15) vs. San Diego (9) Sept. 20, 1998
24	Kansas City (10) at Oakland (14) Oct. 23, 2011
24	Kansas City (9) at Denver (15) Nov. 27, 2016
24	Kansas City (12) at Pittsburgh (12) Sept. 16, 2018

<b>Fewest Yards Penalized, Season</b>	
371	1982 (9 games)
515	1974
577	2006
602	2001
604	1964
<b>Most Yards Penalized, Season</b>	
1,304	1998
1,152	2018
<b>Fewest Yards Penalized, Game</b>	
0	vs. Buffalo Oct. 2, 1966
0	vs. Oakland Dec. 8, 1974
1	vs. San Diego Dec. 22, 2002
3	vs. Buffalo Sept. 11, 2011

# REGULAR TEAM

5 11 times; Last at San Diego Dec. 29, 2013

## **Most Yards Penalized, Game**

154 vs. Oakland Nov. 1, 1970

152 at Seattle Nov. 8, 1998

141 at San Diego Oct. 25, 1987

## **Fewest Yards Penalized, Both Teams, Game**

10 Kansas City (10) vs. Boston (0) Nov. 17, 1968

10 Kansas City (0) vs. Oakland (10) Dec. 8, 1974

10 Kansas City (5) at Denver (5) Dec. 7, 2008

## **Most Yards Penalized, Both Teams, Game**

259 KC (141) at San Diego (118) Oct. 25, 1987

258 KC (126) vs. L.A. Raiders (132) Sept. 16, 1984



## Scoring

### Fewest Points Allowed, Season

170 1968

177 1969

184 1982 (9 games)

192 1973

208 1971

### Lowest Scoring Average, Season

12.1 (170 in 14 games) 1968

12.6 (177 in 14 games) 1969

13.7 (192 in 14 games) 1973

14.5 (232 in 16 games) 1997

14.9 (208 in 14 games) 1971

### Most Points Allowed, Season

440 2008

435 2004

425 2012

424 2009

### Highest Scoring Average, Season

27.5 (440 in 16 games) 2008

27.2 (435 in 16 games) 2004

26.9 (376 in 14 games) 1976

26.6 (425 in 16 games) 2012

26.5 (424 in 16 games) 2009

### Most Points Allowed, Game

54 vs. Buffalo Nov. 23, 2008

54 at L.A. Rams Nov. 19, 2018

51 at Seattle Nov. 27, 1983 (OT)

50 at Buffalo Oct. 3, 1976

49 at Oakland Nov. 5, 2000

49 at Denver Nov. 14, 2010

### Most First-Half Points Allowed, Game

35 at San Diego Oct. 25, 1987

35 at Denver Nov. 14, 2010

34 vs. Seattle Dec. 11, 1977

31 Seven times, last at Pittsburgh Oct. 15, 2006

### Fewest First-Half Points Allowed, Season

74 1969

95 1982 (9 games)

97 1965

101 1973

103 1968

### Most First-Quarter Points Allowed, Season

101 1998

95 1976, 2012

93 2009

92 1997

88 1987

### Fewest First-Quarter Points Allowed, Season

29 1963, 1969

30 1973

32 1970

33 1965, 1966

37 1984

### Most First-Quarter Points Allowed, Game

31 at Buffalo Sept. 13, 1962

22 at Pittsburgh Oct. 2, 2016

21 at Denver Nov. 16, 1986

21 at Denver Nov. 14, 2010

17 vs. Oakland Nov. 23, 1967

17 at Denver Oct. 27, 1996

17 vs. Pittsburgh Sept. 14, 2003

17 at Denver Sept. 26, 2005

17 vs. San Diego Sept. 30, 2012

### Most Second-Quarter Points Allowed, Season

152 2004

141 2008

135 1985

133 1999

131 2018

127 1961, 1984

### Fewest Second-Quarter Points Allowed, Season

45 1969

55 1979, 1982 (9 games)

57 1968, 1992

59 1995

64 1965

### Most Second-Quarter Points Allowed, Game

28 vs. San Diego Nov. 15, 1964

28 vs. Oakland Oct. 16, 1966

28 at Baltimore Dec. 21, 1980

28 at Seattle Nov. 4, 1984

28 at Seattle Sept. 11, 1988

24 at Oakland Nov. 3, 1968

### Most Third-Quarter Points Allowed, Season

106 2008, 2012

103 2001

100 2009

98 1975, 2018

95 2011

### Fewest Third-Quarter Points Allowed, Season

22 1971

29 1995

31 1982 (9 games)

34 1974

35 1973

### Most Third-Quarter Points Allowed, Game

28 at Houston Oct. 24, 1965

22 at Boston Nov. 18, 1960

21 Nine times; Last at Baltimore Sept. 13, 2009

### Most Fourth-Quarter Points Allowed, Season

139 1961

136 2018

130 1983, 2002

129 2004

127 1976

121 1985

### Fewest Fourth-Quarter Points Allowed, Season

27 1968

44 1997

54 2013

56 1973

57 1960, 1962, 1981

### Most Fourth-Quarter Points Allowed, Game

24 at New Orleans Sept. 8, 1985

22 vs. Denver Nov. 1, 1964

21 13 times; Last at Houston Oct. 8, 2017

### Most Second-Half Points Allowed, Game

38 at Houston Oct. 24, 1965

37 at Seattle\* Nov. 27, 1983

35 vs. San Diego Oct. 20, 1963

35 vs. Pittsburgh Nov. 7, 1976

31 at Miami Sept. 22, 1985

31 at Miami Dec. 12, 1994

31 vs. San Diego Nov. 24, 2013

31 at L.A. Rams Nov. 19, 2018

\*Includes three in OT

### Fewest Second-Half Points Allowed, Season

# REGULAR TEAM DEFENSIVE

67	1968		
89	1982 (9 games)		
91	1973, 1997		
96	1971		
101	1972		
Fewest Touchdowns Allowed, Season			
18	1968		
19	1969		
21	1971		
Most Touchdowns Allowed, Season			
53	2004		
51	1976		
51	2018		
49	2008		
48	2009		
47	2012		
Most Touchdowns Allowed, Game			
7	at Buffalo Oct. 3, 1976		
7	at Oakland Nov. 5, 2000		
7	at Denver Nov. 14, 2010		
6	16 times; Last at Pittsburgh Oct. 2, 2016		
Most Shutouts, Season			
3	1960		
2	1967, 1969		
Most Consecutive Shutouts			
2	1960 Dec. 4-11, 1960		
Most Games Allowed 10 Points or Less, Season			
9	1968		
7	1969		
6	1973, 1979, 1990, 1995		
Most Consecutive Games Allowed 10 Points or Less			
5	1968		
3	1960, 1968, 1995, 1997		
Largest Opponent Comeback Victories			
Opponent	Deficit	Final	Date
21 vs. Tampa Bay	24-3	27-30 (OT)	Nov. 2, 2008
18 vs. Philadelphia	24-6	31-37	Oct. 2, 2005
18 vs. San Diego	21-3	21-22	Dec. 14, 2008
17 at Houston	17-0	36-38	Oct. 24, 1965
17 vs. L.A. Raiders	17-0	17-24	Oct. 5, 1986
17 at Chicago	17-0	27-28	Nov. 13, 1977
17 at San Diego	34-17	37-38	Nov. 22, 1998
17 vs. Oakland	17-0	38-41 (OT)	Jan. 2, 2000

## First Downs

<b>Fewest First Downs Allowed, Season</b>	
170	1982 (9 games)
181	1969
200	1965
204	1964
<b>Most First Downs Allowed, Season</b>	
419	2018
367	2002
352	2017
344	1987, 2008, 2019
342	2016
336	1985
<b>Fewest First Downs Allowed, Game</b>	
5	vs. Oakland Dec. 7, 1997
6	at Boston Sept. 21, 1969
6	vs. Boston Oct. 11, 1970
6	at Chicago Dec. 29, 1990
7	10 times; Last at Washington Oct. 18, 2009
<b>Most First Downs Allowed, Game</b>	

35	vs. San Diego	Oct. 19, 1986
35	vs. Houston	Oct. 13, 2019
34	at Denver	Nov. 18, 1974
34	at Cleveland	Oct. 30, 1977
<b>Fewest Rushing First Downs Allowed, Season</b>		
52	1968	
53	1969	
67	1965	
<b>Most Rushing First Downs Allowed, Season</b>		
169	1977	
162	1988	
149	1975	
<b>Fewest Rushing First Downs Allowed, Game</b>		
*0	vs. Houston	Dec. 4, 1960
0	vs. Buffalo	Dec. 3, 1967
0	at Denver	Oct. 3, 1971
0	at Oakland	Dec. 3, 1995
0	vs. Oakland	Dec. 7, 1997
0	vs. St. Louis	Dec. 8, 2002
0	vs. N.Y. Jets	Sept. 11, 2005
1	19 times; Last vs. Oakland	Dec. 24, 2011
*NFL RECORD		
<b>Most Rushing First Downs Allowed, Game</b>		
21	vs. Pittsburgh	Nov. 7, 1976
20	at Oakland	Dec. 28, 2002
19	at Cleveland	Oct. 30, 1977
<b>Fewest Passing First Downs Allowed, Season</b>		
92	1982 (9 games)	
95	1973	
111	1969, 1970	
<b>Most Passing First Downs Allowed, Season</b>		
247	2018	
227	2002	
209	2016	
204	2017	
202	2000	
195	2008	
<b>Fewest Passing First Downs Allowed, Game</b>		
*0	at Houston	Oct. 9, 1988
0	vs. San Diego	Sept. 20, 1998
2	8 times; Last at Denver	Jan. 1, 2012
*NFL RECORD		
<b>Most Passing First Downs Allowed, Game</b>		
25	at Denver	Nov. 18, 1974
25	at Denver	Nov. 14, 2010
25	at Pittsburgh	Sept. 16, 2018
23	at Oakland	Oct. 19, 2017
23	at L.A. Chargers	Sept. 9, 2018
22	at Cincinnati	Dec. 6, 1987
22	vs. Philadelphia	Oct. 2, 2005
<b>Fewest Penalty First Downs Allowed, Season</b>		
9	1982 (9 games)	
11	1964	
13	1980	
<b>Most Penalty First Downs Allowed, Season</b>		
*56	1998	
43	2018	
40	2004	
39	2019	
36	1993, 2017	
34	2015	
33	1987	
*NFL RECORD		
<b>Most Penalty First Downs Allowed, Game</b>		

# REGULAR TEAM DEFENSIVE

7 2 times; Last N.Y. Jets Dec. 11, 2011  
6 12 times; Last vs. Indianapolis Oct. 6, 2019

## Net Yards Allowed Passing and Rushing

### Fewest Yards Allowed, Season

2,733 1982 (9 games)

3,163 1969

3,575 1973

3,667 1970

3,749 1965

### Most Yards Allowed, Season

6,488 2018

6,291 2008

6,248 2002

6,211 2009

6,037 2004

5,896 2016

### Fewest Yards Allowed, Game

89 vs. Seattle Dec. 24, 1995

91 vs. Houston Oct. 12, 1969

93 vs. Oakland Dec. 7, 1997

100 at Boston Sept. 21, 1969

105 vs. Boston Dec. 14, 1963

105 vs. Boston Oct. 11, 1970

### Most Yards Allowed, Game

563 vs. Houston Dec. 16, 1990

542 at N.Y. Jets Oct. 2, 1988 (OT)

542 at Tennessee Dec. 13, 2004

541 at L.A. Chargers Sept. 9, 2018

539 at Oakland Nov. 3, 1968

539 vs. Oakland Oct. 3, 1977

535 vs. Denver Dec. 1, 2013

### Fewest Plays Allowed, Season

556 1982 (9 games)

808 1969

813 1971

### Most Plays Allowed, Season

1,159 1984

1,126 1985

1,109 2018

1,102 1981

### Fewest Plays Allowed, Game

39 vs. Houston Oct. 22, 1967

39 vs. Oakland Dec. 7, 1997

40 vs. Cincinnati Oct. 13, 1968

40 at Boston Sept. 21, 1969

### Most Plays Allowed, Game

97 at N.Y. Jets Oct. 2, 1988 (OT)

95 vs. San Diego Oct. 19, 1986

91 vs. Chicago Nov. 8, 1981

## Rushing

### Fewest Rushing Attempts Allowed, Season

279 1982 (9 games)

316 1969

343 1967

### Most Rushing Attempts Allowed, Season

634 1977

609 1988

601 1978

### Fewest Rushing Attempts Allowed, Game

9 at Oakland Dec. 5, 2004

11 at New Orleans Sept. 4, 1994

11 at Oakland Dec. 3, 1995

11 vs. Oakland Dec. 10, 2017

12 at N.Y. Jets Nov. 27, 1966

12 at Seattle Nov. 28, 2010

### Most Rushing Attempts Allowed, Game

65 at Buffalo Oct. 29, 1973

62 at Tampa Bay Dec. 16, 1979

61 at Oakland Dec. 8, 1973

61 vs. Chicago Nov. 8, 1981

### Fewest Rushing Yards Allowed, Season

980 1960

1,066 1982 (9 games)

1,091 1969

### Fewest Rushing Yards Per Game Allowed, Season

70.0 (980 in 14 games) 1960

77.9 (1,091 in 14 games) 1969

82.9 (1,327 in 16 games) 1995

### Most Rushing Yards Allowed, Season

2,971 1977

2,861 1976

2,712 1975

### Most Rushing Yards Per Game Allowed, Season

211.8 (2,971 in 14 games) 1977

204.4 (2,861 in 14 games) 1976

193.7 (2,712 in 14 games) 1975

### Fewest Rushing Yards Allowed, Game

-27 vs. Houston Dec. 4, 1960

3 at San Diego Nov. 19, 1961

8 at Oakland Dec. 3, 1995

### Most Rushing Yards Allowed, Game

351 vs. Cleveland Dec. 20, 2009

332 vs. Tennessee Oct. 19, 2008

330 vs. Pittsburgh Nov. 7, 1976

322 at Cleveland Oct. 30, 1977

300 vs. Oakland Sept. 14, 2008

### Fewest Individual 100-Yard Games Allowed, Season

0 1960, 1969, 1971, 1981, 1995

### Most Individual 100-Yard Games Allowed, Season

9 2003

8 1976, 1977, 2007

### Fewest Rushing Touchdowns Allowed, Season

4 1968

5 2016

6 1969, 1971

7 1982 (9 games), 1995, 2013, 2015

### Most Rushing Touchdowns Allowed, Season

25 2008

24 1975, 1976

23 1977, 1988

### Most Rushing Touchdowns Allowed, Game

5 vs. Pittsburgh Nov. 7, 1976

5 at Denver Dec. 7, 2003

4 7 times; Last vs Baltimore Sept. 22, 2019

## Passing

### Fewest Pass Attempts Allowed, Season

262 1982 (9 games)

324 1973

325 1975

333 1977

### Most Pass Attempts Allowed, Season

632 2018

616 2002

607 2015

# REGULAR TEAM DEFENSIVE

598 2016

596 1995

592 2013

## Fewest Pass Attempts Allowed, Game

8 vs. Denver Nov. 13, 2011

9 at N.Y. Jets Nov. 7, 1971

9 vs. Oakland Dec. 8, 1974

10 vs. L.A. Raiders Sept. 16, 1973

10 at San Diego Dec. 18, 1988

## Most Pass Attempts Allowed, Game

65 vs. San Diego Oct. 19, 1986

61 vs. Seattle Sept. 29, 1985

61 vs. Jacksonville Oct. 7, 2018

60 at Oakland Oct. 5, 1980

60 at Pittsburgh Sept. 16, 2018

## Fewest Pass Completions Allowed, Season

155 1982 (9 games)

157 1973

175 1977

186 1972, 1975

195 1970

## Most Pass Completions Allowed, Season

406 2018

403 2002

352 2019

350 2016

348 2008

349 2015

334 2013

## Fewest Pass Completions Allowed, Game

1 vs. San Diego Sept. 20, 1998

2 vs. Denver Nov. 13, 2011

3 vs. Houston Oct. 22, 1967

3 at N.Y. Jets Nov. 7, 1971

3 vs. Oakland Dec. 8, 1974

4 at San Diego Nov. 2, 1986

4 at Houston Oct. 9, 1988

## Most Pass Completions Allowed, Game

39 at New England Sept. 22, 2002

39 at Pittsburgh Sept. 16, 2018

37 vs. San Diego Dec. 22, 1985

37 vs. San Diego Oct. 19, 1986

37 vs. New Orleans Oct. 23, 2016

35 vs. Oakland Oct. 27, 2002

34 vs. L.A. Raiders Sept. 12, 1985

34 vs. San Diego Dec. 14, 2008

34 at L.A. Chargers Sept. 9, 2018

## Fewest Net Passing Yards Allowed, Season

1,619 1973

1,667 1982 (9 games)

1,942 1973

2,010 1970

## Most Net Passing Yards Allowed, Season

4,374 2018

4,203 2004

4,181 2002

3,962 2013

3,958 2016

3,952 2017

## Fewest Net Passing Yards Allowed, Game

-19 vs. San Diego Sept. 20, 1998

9 vs. N.Y. Jets Nov. 7, 1971

12 vs. Oakland Dec. 8, 1974

## Most Net Passing Yards Allowed, Game

505 vs. Houston Dec. 16, 1990

472 vs. Indianapolis Oct. 31, 2004

469 at Oakland Nov. 3, 1968

## Fewest Individual 300-Yard Games Allowed, Season

0 1962, 1970, 1971, 1972, 1973, 1974, 1977, 1978, 1988, 2000

## Most Individual 300-Yard Games Allowed, Season

8 2002

## Fewest Passing Touchdowns Allowed, Season

10 1969

11 1971, 1973

12 1982 (9 games), 1988

## Most Passing Touchdowns Allowed, Season

32 2004

30 2018

29 2012

27 2002

25 1964, 1976, 1980, 1987, 2000, 2005, 2009, 2013, 2015

24 1999

## Most Passing Touchdowns Allowed, Game

5 vs. Indianapolis Oct. 31, 2004

5 at Denver Nov. 14, 2010

5 vs. Denver Dec. 1, 2013

5 at Green Bay Sept. 28, 2015

5 at Pittsburgh Oct. 2, 2016

4 17 times; Last at L.A. Rams Nov. 19, 2018

## Sacks

### Most Seasons Leading League

4 1960, 1965, 1969, 1990

### Most Sacks, Season

60.0 1990

54.0 1997

52.0 2018

51.0 2000

50.0 1984, 1992

### Fewest Sacks, Season

\*10.0 2008

15.0 1982 (9 games)

22.0 1976, 2009

23.0 1988

\*NFL RECORD

### Most Sacks, Game

11.0 vs. Cleveland Sept. 30, 1984

10.0 vs. Oakland Sept. 6, 1998

9.0 at Buffalo Nov. 2, 1969

9.0 vs. Seattle Nov. 11, 1990

9.0 vs. Oakland Oct. 13, 2013

9.0 at Denver Oct. 17, 2019

### Most Opponents Yards Lost Attempting to Pass, Season

439 1968

### Fewest Opponents Yards Lost Attempting to Pass, Season

62 2008

120 1982 (9 games)

137 2009

## Interceptions By

### Most Consecutive Seasons Leading League

5 1966-70

### Most Passes Intercepted By, Season

37 1968

33 1966

32 1960, 1962, 1969



# REGULAR TEAM DEFENSIVE

## Fewest Passes Intercepted By, Season

7	2012
11	1987
12	1982 (9 games), 1994

## Most Passes Intercepted By, Game

7	at San Diego	Dec. 8, 1968
6	8 times; Last vs. New York Jets	Sept. 25, 2016

## Most Consecutive Games, One or More Interceptions By

23	1967-69
18	1966-67
16	1982-83

## Most Yards Returning Interceptions, Season

596	1969
578	1967
567	1986

## Fewest Yards Returning Interceptions, Season

119	2012
124	2006
140	1987
141	2019

## Most Yards Returning Interceptions, Game

188	vs. N.Y. Titans	Dec. 17, 1961
162	at Oakland	Dec. 6, 2015
142	vs. L.A. Raiders	Oct. 28, 1991
136	vs. Seattle	Dec. 11, 1977

## Most Touchdowns Returning Interceptions, Season

6	1992
5	1972, 1974, 1999, 2013
4	1960, 1967, 1986, 1997, 2015, 2016

## Most Touchdowns Returning Interceptions, Game

2	vs. N.Y. Titans	Dec. 17, 1961
2	at Denver	Oct. 1, 1972
2	at Denver	Dec. 19, 1982
2	vs. San Diego	Oct. 19, 1986
2	vs. Denver	Dec. 27, 1992
2	at Baltimore	Oct. 21, 1999
2	at Denver	Jan. 3, 2010
2	at Oakland	Oct. 23, 2011

## Most Touchdowns Returning Interceptions, Both Teams, Game

*4	Kansas City (0) at Seattle (4)	Nov. 4, 1984
3	Kansas City (2) vs. San Diego (1)	Oct. 19, 1986

\*NFL RECORD

## Opponents Interceptions

### Most Yards, Interception Returns Opponents, Season

688	1984
Most Yards Interception Returns, Opponent, Game	
*325	at Seattle Nov. 4, 1984

\*NFL RECORD

### Most Touchdowns Returning Interceptions Opponents, Season

7	1984
---	------

### Most Touchdowns Returning Interceptions Opponent, Game

*4	at Seattle	Nov. 4, 1984
----	------------	--------------

\*NFL RECORD

## Punting

### Most Opponents Punts, Season

102	1995
98	1999
94	1969

### Fewest Opponents Punts, Season

### 38 1982 (9 games)

50	2008
52	2018
55	1962

### Lowest Opponents Average Distance, Season

37.0	1986, 1990
38.6	1982 (9 games)
38.9	1981

### Highest Opponents Average Distance, Season

47.6	2011
46.8	2012
46.6	2013
45.7	2005
45.2	2010

### Most Opponents Punts Blocked, Season

6	1990
4	1986
3	1963, 1982
2	1966, 1979, 1980, 1989, 1997, 2001, 2002, 2006

### Most Opponents Punts Blocked, Game

3	vs. Denver	Dec. 8, 1963
2	at Seattle	Sept. 30, 1979
2	vs. Cleveland	Sept. 30, 1990

## Punt Returns

### Most Opponents Punt Returns, Season

60	1984
55	1974, 1976
54	1983

### Most Opponents Punt Returns, Game

9	at Cincinnati	Nov. 24, 1974
---	---------------	---------------

### Fewest Punt Return Yards Allowed, Season

89	2019
97	2018
157	1960, 2016
164	2017
170	2015
179	2005
190	1991

### Most Punt Return Yards Allowed, Season

702	1977
634	1974
572	1986

### Most Punt Return Yards Allowed, Game

170	at San Diego	Sept. 26, 1965
-----	--------------	----------------

### Lowest Punt Return Average Allowed, Season

4.68	(19-89)	2019
5.23	(30-157)	2016
5.71	(17-97)	2018
5.81	(27-157)	1960
6.37	(46-293)	1981
6.43	(49-315)	1979
6.47	(38-246)	2013

### Highest Punt Returns Average Allowed, Season

15.36	(22-338) (9 games)	1982
14.93	(29-433)	1965
14.04	(50-702)	1977

### Most Punt Returns Touchdowns Allowed, Season

2	1982, 1990, 2004, 2012
---	------------------------

## Kickoff Returns

### Fewest Opponents Kickoff Returns, Season

25	2011, 2017
27	2012

# REGULAR TEAM DEFENSIVE

35	2016
36	2018
37	2019
40	1973
42	1982 (9 games)
<b>Most Opponents Kickoff Returns, Season</b>	
88	2002
87	2003
85	2004
84	1966
<b>Fewest Kickoff Return Yards Allowed, Season</b>	
486	2017
605	2011
690	2012
725	2019
794	1982 (9 games)
809	2018
843	2016
958	1977
<b>Most Kickoff Return Yards Allowed, Season</b>	
2,053	2005
2,045	1966
2,043	2003
1,908	2004
1,880	2002
<b>Most Kickoff Return Yards Allowed, Game</b>	
289	at Denver Sept. 7, 1963
278	vs. Cleveland Dec. 20, 2009
<b>Lowest Kickoff Return Average Allowed, Season</b>	
17.17 (81-1,391)	1990
18.00 (71-1,278)	1986
18.57 (23-427)	2017
18.80 (64-1,203)	1992
<b>Highest Kickoff Return Average Allowed, Season</b>	
25.78 (40-1,031)	1973
25.56 (27-690)	2012
25.37 (54-1,370)	1974
<b>Most Kickoff Return Touchdowns Allowed, Season</b>	
2	1988
2	1989
2	2009

## Blocked Field Goals

<b>Most Blocked Field Goals, Season</b>	
6	1960
5	1966
4	1962, 1965, 1973
3	1963, 1967, 1996
2	1982 (9 games), 1986, 1992, 1993, 2003
<b>Most Blocked Field Goals, Game</b>	
3	at San Diego Oct. 15, 1967
2	vs. Buffalo Dec. 18, 1960
2	at Oakland Nov. 3, 1963
2	at Oakland Sept. 18, 1966

2	at San Diego	Oct. 15, 1967
2	at Green Bay	Oct. 4, 1973
2	at San Diego	Oct. 17, 1993
2	at San Diego	Nov. 30, 2003

## Fumbles

<b>Fewest Opponents Fumbles, Season</b>	
16	1971
18	1984, 2011
19	2000, 2012, 2015, 2017
<b>Fewest Opponents Fumbles Recovered, Season</b>	
6	2011, 2012
7	1971, 2015, 2019
8	1966, 2004, 2007
9	2010
10	1982 (9 games), 1996, 2017
<b>Most Opponents Fumbles, Season</b>	
42	1981
40	1975
39	1977
<b>Most Opponents Fumbles Recovered, Season</b>	
26	1994
25	1990
23	1977

## Turnovers

<b>Fewest Opponents Turnovers, Season</b>	
13	2012
21	2004
22	1982 (9 games), 2007
23	2010, 2019
26	2001, 2011, 2017
<b>Most Opponents Turnovers, Season</b>	
51	1983
49	1962, 1968, 1986
<b>Most Opponents Turnovers, Game</b>	
9	vs. Houston Oct. 28, 1962
9	vs. Houston Oct. 12, 1969
9	vs. St. Louis Oct. 2, 1983
<b>Best Turnover Ratio, Season</b>	
26 (45 takes/19 gives)	1990
22 (49 takes/27 gives)	1968
21 (45 takes/21 gives)	1999
18 (49 takes/31 gives)	1962
18 (39 takes/21 gives)	1992
18 (36 takes/18 gives)	2013
<b>Worst Turnover Ratio, Season</b>	
-24 (13 takes/37 gives)	2012
-13 (28 takes/41 gives)	1987
-11 (22 takes/33 gives)	2007
-8 (33 takes/41 gives)	1965
-8 (33 takes/41 gives)	1989

## Single Game

### Pass Attempts (All 50+)

61 Blake Bortles, Jacksonville	Oct. 7, 2018
60 Ben Roethlisberger, Pittsburgh	Sept. 16, 2018
58 Mark Hermann, San Diego	Dec. 22, 1985
56 Kyle Orton, Denver	Jan. 3, 2010
55 Rich Gannon, Oakland	Oct. 27, 2002
54 Steve DeBerg, Tampa Bay	Oct. 28, 1984
54 Tom Brady, New England	Sept. 22, 2002
52 Jim Plunkett, Oakland	Oct. 5, 1980
52 Derek Carr, Oakland	Oct. 19, 2017
52 Philip Rivers, L.A. Chargers	Nov. 18, 2019
51 Philip Rivers, L.A. Chargers	Sept. 9, 2018
50 Brian Griese, Denver	Oct. 20, 2002

### Pass Completions (All 30+)

39 Tom Brady, New England	Sept. 22, 2002
39 Ben Roethlisberger, Pittsburgh	Sept. 16, 2018
37 Mark Hermann, San Diego	Dec. 22, 1985
37 Drew Brees, New Orleans	Oct. 23, 2016
35 Rich Gannon, Oakland	Oct. 27, 2002
34 Jim Plunkett, Oakland	Sept. 12, 1985
34 Philip Rivers, San Diego	Dec. 14, 2008
34 Philip Rivers, L.A. Chargers	Sept. 9, 2018
33 Drew Bledsoe, New England	Dec. 4, 2000
33 Donovan McNabb, Philadelphia	Oct. 2, 2005
33 Blake Bortles, Jacksonville	Oct. 7, 2018
32 Jay Cutler, Denver	Dec. 7, 2008
32 Ben Roethlisberger, Pittsburgh	Nov. 22, 2009
32 Kyle Orton, Denver	Jan. 3, 2010
31 Jim Zorn, Seattle	Sept. 27, 1981
31 Rich Gannon, Oakland	Sept. 9, 2001
31 Marc Bulger, St. Louis	Nov. 5, 2006
31 Jeff Garcia, Tampa Bay	Nov. 2, 2008
31 Derek Carr, Oakland	Dec. 6, 2015
31 Jared Goff, L.A. Rams	Nov. 19, 2018
31 Philip Rivers, L.A. Chargers	Dec. 29, 2019
30 Dan Fouts, San Diego	Oct. 14, 1984
30 Tony Romo, Dallas	Sept. 15, 2013
30 Deshaun Watson, Houston	Oct. 13, 2019

### Passing Yards (All 400+)

527 Warren Moon, Houston	Dec. 16, 1990
472 Peyton Manning, Indianapolis	Oct. 31, 2004
452 Ben Roethlisberger, Pittsburgh	Sept. 16, 2018
445 Charley Johnson, Denver	Nov. 18, 1974
431 Kyle Orton, Denver	Jan. 3, 2010
430 Blake Bortles, Jacksonville	Oct. 7, 2018
426 Billy Volek, Tennessee	Dec. 13, 2004
424 Philip Rivers, L.A. Chargers	Sept. 9, 2018
417 Derek Carr, Oakland	Oct. 19, 2017
413 Pete Beathard, Houston	Sept. 9, 1968
413 Jared Goff, L.A. Rams	Nov. 19, 2018
410 Tom Brady, New England	Sept. 22, 2002
403 Peyton Manning, Denver	Dec. 1, 2013
400 John Elway, Denver	Dec. 6, 1998

### Touchdown Passes

5 George Blanda, Houston	Oct. 24, 1965
5 Peyton Manning, Indianapolis	Oct. 31, 2004
5 Peyton Manning, Denver	Dec. 1, 2013
5 Aaron Rodgers, Green Bay	Sept. 28, 2015
5 Ben Roethlisberger, Pittsburgh	Oct. 2, 2016
5 Deshaun Watson, Houston	Oct. 8, 2017

### Interceptions Thrown

6 John Hadl, San Diego	Dec. 8, 1968
6 Ryan Fitzpatrick, N.Y. Jets	Sept. 25, 2016
5 George Blanda, Houston	Oct. 28, 1962
5 John Hadl, San Diego	Dec. 16, 1962
5 Babe Parilli, Boston	Dec. 14, 1963
5 George Blanda, Houston	Oct. 4, 1964
5 Pete Beathard, Houston	Oct. 12, 1969
5 Marty Domres, San Diego	Nov. 9, 1969
5 Alan Pastrana, Denver	Dec. 6, 1970
5 James Harris, San Diego	Nov. 26, 1978
5 Jim Plunkett, Oakland	Oct. 5, 1980
5 Jim Zorn, Seattle	Nov. 9, 1980
5 Dave Krieg, Seattle	Dec. 9, 1984
5 John Elway, Denver	Dec. 14, 1985

### Long Pass (All 80+)

90 N. Johnson to R. Upchurch, Denver	Sept. 21, 1975
89 J. Kemp to E. Dubenion, Buffalo	Oct. 13, 1963
87 S. McNair to M. Clayton, Baltimore	Dec. 10, 2006
87 M. Hasselbeck to B. Obomanu, SEA	Nov. 28, 2010
82 J. Lee to A. Denson, Denver	Nov. 1, 1964
82 D. Lamonica to F. Biletnikoff, Oakland	Nov. 3, 1968
82 B. Griese to S. Sharpe, Denver	Oct. 20, 2002
80 J. Lee to B. Groman	Oct. 22, 1961
80 S. Wyche to B. Trumpy	Sept. 28, 1969

### Pass Receptions

16 Troy Brown, New England	Sept. 22, 2002
14 Kellen Winslow, San Diego	Dec. 11, 1983
14 Jabar Gaffney, Denver	Jan. 3, 2010
13 Joe Washington, Baltimore	Sept. 2, 1979
13 Terrance Mathis, Atlanta	Sept. 18, 1994
13 Tim Brown, Oakland	Oct. 27, 2002
13 Steven Jackson, St. Louis	Nov. 5, 2006

### Receiving Yards (All 200+)

250 Miles Austin, Dallas	Oct. 11, 2009
245 Haywood Jeffires, Houston	Dec. 16, 1990
233 Drew Bennett, Tennessee	Dec. 13, 2004
232 Lance Alworth, San Diego	Oct. 20, 1963
214 Shannon Sharpe, Denver	Oct. 20, 2002
213 Jabar Gaffney, Denver	Jan. 3, 2010
210 Amari Cooper, Oakland	Oct. 19, 2017
203 Don Maynard, N.Y. Jets	Sept. 15, 1968

### Touchdown Receptions

4 Eric Decker, Denver	Dec. 1, 2013
3 Bob Chandler, Buffalo	Oct. 3, 1976
3 Kellen Winslow, San Diego	Dec. 11, 1983
3 Shannon Sharpe, Denver	Dec. 12, 1993
3 Drew Bennett, Tennessee	Dec. 13, 2004
3 Antonio Gates, San Diego	Oct. 30, 2005
3 Randall Cobb, Green Bay	Sept. 28, 2015
3 DeAndre Hopkins, Houston	Oct. 8, 2017

### Rushing Attempts

39 O.J. Simpson, Buffalo	Oct. 29, 1973
39 Ricky Bell, Tampa Bay	Dec. 16, 1979
39 Marion Butts, San Diego	Dec. 17, 1989

### Rushing Yards (All 200+)

286 Jerome Harrison, Cleveland	Dec. 20, 2009
220 Tiki Barber, N.Y. Giants	Dec. 17, 2005
218 Clinton Portis, Denver	Dec. 7, 2003
217 Gary Anderson, San Diego	Dec. 18, 1988
214 Greg Pruitt, Cleveland	Dec. 14, 1975
207 Curt Warner, Seattle	Nov. 27, 1983 (OT)

### Rushing Touchdowns

5 Clinton Portis, Denver	Dec. 7, 2003
3 Jon Keyworth, Denver	Nov. 18, 1974

# REGULAR OPPONENT INDIVIDUAL

3	Greg Pruitt, Cleveland	Dec. 14, 1975
3	Pete Banaszak, Oakland	Dec. 21, 1975
3	Walter Payton, Chicago	Nov. 13, 1977
3	Curt Warner, Seattle	Nov. 27, 1983 (OT)
3	Marcus Allen, L.A. Raiders	Nov. 25, 1990
3	Rodney Hampton, N.Y. Giants	Dec. 19, 1992
3	Terrell Davis, Denver	Dec. 6, 1998
3	Curtis Martin, N.Y. Jets	Nov. 11, 2001
3	Clinton Portis, Denver	Dec. 15, 2002
3	Onterio Smith, Minnesota	Dec. 20, 2003
3	Michael Pittman, Tampa Bay	Nov. 7, 2004
3	Michael Turner, Atlanta	Sept. 21, 2008
3	LenDale White, Tennessee	Oct. 19, 2008
3	Jerome Harrison, Cleveland	Dec. 20, 2009
3	Jeremy Hill, Cincinnati	Oct. 4, 2015
3	Mike Gillislee, New England	Sept. 7, 2017
3	Mark Ingram, Baltimore	Sept. 22, 2019
<b>Long Run (All 80+)</b>		
87	Paul Lowe, San Diego	Sept. 10, 1961
85	LaDainian Tomlinson, San Diego	Dec. 17, 2006
80	LenDale White, Tennessee	Oct. 19, 2008
<b>Total Touchdowns</b>		
5	Clinton Portis, Denver	Dec. 7, 2003
4	Clinton Portis, Denver	Dec. 15, 2002
4	Eric Decker, Denver	Dec. 1, 2013
<b>Interceptions Made</b>		
4	Deltha O'Neal, Denver	Oct. 7, 2001
3	David Fulcher, Cincinnati	Oct. 1, 1989
<b>Long Interception Return (All 100+)</b>		

102	Marcus Coleman, Houston	Sept. 26, 2004
101	Tony Greene, Buffalo	Oct. 3, 1976
100	Speedy Duncan, San Diego	Oct. 15, 1967
<b>Long Punt Return</b>		
95	Johnny Bailey, Chicago	Dec. 29, 1990
<b>Long Kickoff Return (All 100+)</b>		
103	Joshua Cribbs, Cleveland	Dec. 20, 2009
100	Nemiah Wilson, Denver	Oct. 8, 1966
100	Joshua Cribbs, Cleveland	Dec. 20, 2009
<b>Long Punt (All 80+)</b>		
83	Chris Norman, Denver	Sept. 23, 1984
82	Paul Maguire, San Diego	Nov. 5, 1961
<b>Long Field Goal (All 55+)</b>		
59	Matt Bryant, Atlanta	Dec. 4, 2016
57	Sebastian Janikowski, Oakland	Dec. 16, 2012
56	Sebastian Janikowski, Oakland	Sept. 14, 2008
56	Matt Prater, Denver	Sept. 28, 2008
55	John Kasay, Seattle	Jan. 2, 1994
55	Kris Brown, Pittsburgh	Oct. 14, 2001
55	Sebastian Janikowski, Oakland	Nov. 25, 2007
55	Nate Kaeding, San Diego	Nov. 29, 2009
<b>Times Sacked (All 10.0+)</b>		
11	Paul McDonald, Cleveland	Sept. 30, 1984
10	Jeff George, Oakland	Sept. 6, 1998
<b>Touchdowns On Interception Returns</b>		
2	Dave Brown, Seattle	Nov. 4, 1984
<b>Fumbles</b>		
6	Dave Krieg, Seattle	Nov. 5, 1989



SUPER BOWL LIV

# CHAMPIONS



**FEATURE CLIPPINGS**

## TEAM

1. 'Like it's a dream': Kansas City goes wild as **Chiefs** close out Super Bowl victory (2)
2. **Chiefs** Super Bowl Parade: Thousands brave the cold to fight for their right to party (6)
3. The **Chiefs** want to turn Arrowhead Stadium into a voting location this November (14)
4. The **Chiefs'** plan to keep their Super Bowl team together was three years in the making (16)
5. Why the **Chiefs** had no problem re-signing their top players (19)
6. **Chiefs** players, coaches speak out on shooting of Jacob Blake. Here's what they've said (22)
7. From top down, **Chiefs** pushing for social justice initiatives (25)
8. **Chiefs Kingdom** raises record donation through Red Friday flag sales (27)

## EXECUTIVES/COACHES

1. Chiefs GM **Brett Veach** Strengthens Dynasty Talk with Fantastic Offseason (28)
2. 'I'm into peace': **Andy Reid** seeks unity; Chiefs president discusses many topics (31)
3. Chiefs' **Clark Hunt** describes the Super Bowl LIV championship ring in detail: 'It's big' (36)

## PLAYERS

1. Chiefs' DT **Derrick Nnadi** is Making a Difference One Dog at a Time (38)
2. Chiefs receiver **Tyreek Hill** surprises KC frontline healthcare workers with free meals (40)
3. Chiefs stars **Patrick Mahomes**, **Tyrann Mathieu** vow to head up voter-registration effort (42)
4. 'Enough is enough.' Chiefs' **Patrick Mahomes** said he will use his platform to speak out (44)
5. 'America needs you, Mom': KC Chiefs defensive end **Alex Okafor** speaks out for justice (46)
6. Why Chiefs star **Frank Clark** made special trips to feed the homeless on skid row (49)
7. **Frank Clark** to Pay Funeral Costs for Local Four-Year-Old Shooting Victim (51)
8. **Mahomes'** new deal is a record, and the Chiefs have been right about him at every step (52)
9. **Patrick Mahomes'** Contract Extension Hits Chiefs' Fans Differently, and Here's Why (55)
10. 'A watershed moment': The meaning behind **Patrick Mahomes'** Royals ownership (58)
11. **Chris Jones** plans to collect sacks, rings after 4-year deal with the Chiefs (61)
12. Chiefs star **Mahomes** having 2020 nobody will soon forget (64)
13. An Extension In-Hand, **Travis Kelce** Continues Path to All-Time Greatness in KC (66)
14. **Travis Kelce's** four-year extension with Chiefs lengthens bond with **Pat Mahomes** (68)
15. Chiefs' **Kelce** to launch STEM project for underserved children (71)
16. Why Chiefs rookie **Clyde Edwards-Helaire** is worth the hype (73)
17. The specific life experiences that prepped **Patrick Mahomes** for stardom with the Chiefs (75)
18. Chiefs QB **Patrick Mahomes** is well-equipped to be the face of not only KC, but the NFL (78)
19. 'Patrick's a unicorn': **Mahomes'** intellectual skills are what make him unique (82)
20. It's just one week, but **Clyde Edwards-Helaire** looks like a difference-maker for Chiefs (90)
21. **Harrison Butker** finds great moments to add depth to his kicking game for KC Chiefs (92)
22. With increased range, **Harrison Butker** gives Chiefs two long-distance scorers (94)
23. **Tyrann Mathieu** Foundation registering people to vote at Union Station event (98)
24. What a year: Chiefs' **Patrick Mahomes** named one of Time's most influential people (99)
25. **Butker's** Chiefs breakout was a lifetime in the making: 'I'm trying to be a robot' (101)

(Team)

## **‘Like it’s a dream’: Kansas City goes wild as Chiefs close out Super Bowl victory**

Luke Nozicka, Steve Vockrodt, Kaitlyn Schwes and Joyce Smith

February 2, 2020

KC Star

With less than two minutes left in the game, the crowd erupted in the [Power & Light District](#) in downtown Kansas City as the referee said over the large television: “The goal on the field stands.”

The touchdown, confirmed by the official at [Super Bowl LIV](#) in Miami Gardens, Florida, [put the Kansas City Chiefs ahead](#). Fans screamed. There was jumping, hugging and crying. Red and white fireworks lit downtown.

“It feels like it’s a dream,” Seth Runyan, 25, said after he cried. “This is unbelievable.”

Thousands of fans cheered as the Chiefs closed in on a 31-20 victory over the San Francisco 49ers at Hard Rock Stadium. Returning to the Super Bowl for the first time in 50 years, the [Chiefs](#) had won it.

“Kansas City is together as one,” said Madison Rae, 25, one of the hundreds of people gathered along Grand Boulevard who couldn’t get into Power & Light, minutes before the game ended. “Ready to prove the naysayers wrong.”

Confetti flew into the crowd. “We Are The Champions” blasted over speakers.

Many fans said they waited their entire lives for this moment.

“It feels like we’re in shock,” said Sam Fink of Amsterdam, Missouri. “Like, is it real?”

The three stages of a Super Bowl comeback were grief, bargaining and then, exuberance.

“Always bet on red, baby,” Adrienne Lewis said as she slapped the table after the Chiefs recaptured the lead late and looked to seal victory. “Always bet on red.”

The celebration stood in marked contrast to moments on edge early in the fourth quarter. Things had been looking grim.

After quarterback Patrick Mahomes threw his second interception during a Kansas City drive in the fourth quarter, the foreheads of fans had sunk into their hands throughout Kelly’s Westport Inn.

“We are giving the 49ers too much respect,” Tanisha Wesley said then. “We aren’t playing our game.”

A nervous feeling took over after the 49ers got the ball back early in the fourth quarter ahead by 10, nullifying the excitement building as Mahomes made a few key plays. Chiefs devotees were scared, afraid to see another year of getting so close, but not finishing.

At Johnny's Tavern in Shawnee, fan Dave Shockey, 62, said he was feeling the pressure after the 49ers took the lead. Regardless, he believed Sunday's game wouldn't be the last time fans will see the Chiefs in the Super Bowl.

"Win or lose, it's just a game," he said.

That kind of talk evaporated as the Chiefs took the lead again and won.

"My heart is beating so fast right now," said Mohamed Elsaid, 36, a fan who drove from Springfield, Missouri, to Kansas City to watch the game.

He screamed as the clock ran down with the Chiefs ahead.

It was, he said, a "life-changing event."

The parade for the Kansas City Chiefs' victory is set for 11:30 a.m. Wednesday.

## **BUILDING ANTICIPATION**

Hours before kickoff Sunday morning, fans had lined up along nearby businesses to get into the Power & Light District.

Many said they believed the Chiefs would win.

"Woah, we're half way there," fans sang, shouting the lyrics to the Bon Jovi tune. "Woah, livin' on a prayer."

Near the front of the stage was Ania Bernacik, who waved her hands in the air while sitting on the shoulders of another Chiefs devotee. The city's Marching Cobras drill team pumped up the crowd. A beach ball was passed around.

Before the game in Westport, Kyle Kelly, co-owner of [Kelly's Westport Inn](#), said it would be "bedlam" there if the Chiefs beat the 49ers.

"We are hoping it will be," he said.

Kelly would know. He worked in Westport when the Kansas City Royals won the World Series in 1985 and again in 2015.

"It's such a unifying factor," Kelly said of Kansas City's sports teams. "You meet a stranger, you start talking about football. It just breaks down barriers."

In front of Harpo's, the Heatley family gathered ahead of the big game. Devoted Chiefs fans in their own right — the family dog, a German Shepherd, was named Chief.

Grace Heatley, who said she wasn't a huge football fan, was swept up enough by the Chiefs postseason run that she boarded a train from St. Louis, where she lives, to take in the Super Bowl with her family.

"There's nowhere I'd rather be this weekend than Kansas City," she said, "even if it means a five-hour train ride."



Her brother, Matt Heatley, perhaps the biggest Chiefs fan in his family, gave his favorite team a 50-50 chance of winning. But his father Mark Heatley put the chances of a Chiefs victory at 70%.

The difference? Mahomes.

“We have the best football player in the NFL,” Heatley said. “Hands down.”

For Jeff Dayton and Carol Nielsen, a couple who have been together since 1984, the Super Bowl took on a greater meaning, and not just because the Chiefs were in it. A friend, a devoted Chiefs fan for 45 years, died about a month ago.

Their friend seemed healthy, but a cancer diagnosis advanced quickly, they said. They’ve taken in the Chiefs postseason run with their friend in mind.

“We are so thrilled,” Nielsen said. “If anyone would have gone to heaven, it would have been him.”

Dayton and Nielsen were gathered in a corner at Kelly’s, where most tables were occupied half an hour before kickoff. Both were counting on a Chiefs victory. And Dayton thought a close game was in the offing.

“(The Chiefs) have the ability to blow it wide open,” he said. “But I don’t know that will happen.”

Nielsen hoped the Chiefs would take the Vince Lombardi Trophy decisively.

“I’m too old to go through a close game,” she said.

### **‘THE ELECTRICITY, THE ENERGY’**

Kansas City City Council members representing the third, fourth and fifth districts organized a watch party for residents to enjoy the game at the Southeast Community Center in Swope Park, projecting the game onto a wall in a gymnasium.

Among those who came: Faye Jacobs, who was attending her first Super Bowl watch party since she was released from prison in Arkansas. Jacobs, 44, spent 26 years in prison for a murder she did not commit, according to the [Midwest Innocence Project](#).

Jacobs made Kansas City her home for a fresh start, she said. She volunteers with the Innocence Project and works at a car dealership in Johnson County. She attended Sunday’s watch party with her friend Tracy Bentley, a middle school teacher from Kansas City.

Both were confident in seeing a Chiefs win Sunday night.

“You cannot be in Kansas City and not feel the heartbeat of the Kansas City Chiefs,” Bentley said, predicting a 34–28 Chiefs win. “The electricity, the energy ... if you can’t beat them, join them, and so we’re happy to join them.”

The game packed plenty of thrills throughout the night.

As Mahomes ran for Kansas City’s first touchdown of the game, the hundreds of Chiefs fans under red light at [Power & Light](#) erupted in cheers. They threw their hands into the air, bouncing up and down.

A large Chiefs flag was waved from the KC Live! stage in front of the sea of red jerseys.

Across town, fans at Kelly's Westport Inn screamed and exchanged high-fives as Mahomes put the Chiefs on the board. Before San Francisco tied up the game, Chiefs devotees boasted of their confidence about their team's first trip to the Super Bowl in 50 years.

"That drive, that Kansas City drive took a lot off the clock," Rob Mayer said of the Chiefs' scoring drive, which kept the 49ers defense on their heels for more than seven minutes. "Going for it on fourth down? You have to."

By halftime, excitement ran high.

"(I'm) nervous but confident," 31-year-old Chance Batts said in Shawnee at the end of the second quarter that had some people out of their seat. "We're going to win."

Terry Knopke, who remembered watching the Chiefs play in their last Super Bowl decades ago, said a first half in which the typically high-scoring Chiefs tallied only 10 points gave her some cause for concern.

"I thought we would be ahead at halftime, so I'm disappointed," Knopke said of the 10-10 halftime score. "But I think they will step it up in the second half and win."

Knopke issued a warning before her companion, California ex-pat and 49ers supporter Terry Cunningham, chimed in.

"If you say anything negative, I'm going to cut you off," Knopke said.

Cunningham proceeded anyway.

"I like the score," Cunningham said. "I think the 49ers win by three."

As the third quarter ended 20-10 with the 49ers up, Chiefs fans grew uneasy. Some said they felt sick.

But late in the fourth quarter as the Chiefs surged and took a 24-20 lead over the 49ers with less than two minutes to go, spirits across the city rose.

Fans at Johnny's Tavern believed again. They chanted: "Defense! Defense! Defense!"

It seemed that it truly was Kansas City's year, after all.

(Team)

## Chiefs Super Bowl Parade: Thousands brave the cold to fight for their right to party

Sharon Hoffman

February 5, 2020

KC Star

The [meteorologists predicted snow](#) and wind and c-c-c-cold. The police warned of barricades and [major traffic jams](#).

And yet like quarterback [Patrick Mahomes](#) miraculously [spinning and scrambling and sprinting](#) his way into the end zone for a touchdown, the fans found their way to the destination of their dreams: the [Chiefs' Super Bowl victory](#) parade in downtown Kansas City on Wednesday.

By comparison, the Royals' World Series parade in 2015 was a breeze — a balmy, sun-kissed autumn breeze.

A parade in the thick of winter is a bit different. But Kansas City is tough.

Even [a car chase down the full length of the parade route](#) was startling but didn't dampen spirits.

Fans who waited hours were rewarded in style, with red double-decker buses brimming with Chiefs players rolling down Grand Boulevard to the afternoon rally at Union Station ([see Sports for coverage of that event](#).) Along the parade route, some players got the crowd going by raising their arms, just like in Arrowhead Stadium. Some tossed aluminum bottles of Bud Light beer. (Is that legal?)

And Mahomes himself, standing at the back of one of the last buses in the parade, threw a few footballs to the crowd with perfect aim.

From before dawn and throughout the day, Chiefs fans took to heart the immortal words of [tight end Travis Kelce](#) (borrowing from the Beastie Boys) after last month's glorious AFC Championship Game: "You've gotta fight, for your right, to party!"

Here's how some of the thousands of fans at the parade did just that.

### HAPPY CAMPERS

[Hotel rooms were scarce](#) Tuesday night, but a few folks brought their own lodging: tents.

As the temperature hovered in the upper 20s, Michael Peters of Blue Springs and his family set up a small tent with a heater at 17th Street and Grand at about 7 a.m. — more than four hours before the parade was due to start.

"We woke up at 6 o'clock, gathered up all our gear — wife does all the packing," said Peters, who was huddling with wife Casey and their children, ages 13 and 14. "Took about 30 minutes to get everything loaded up, packed up the heater, got a little tent. We have kids in competitive sports, so we're used to the weather."

He and his family weren't alive the last time the Chiefs won the Super Bowl, in 1970.

"It's been 50 years, so it was before my time," he said. "So getting to witness it with the kids, giving them the day off of school was pretty cool."

Roger Porter said his family and friends spent the night in his real estate office at 33rd and Main streets.

"We just brought tents and sleeping bags and had an office party," Porter said.

They arrived at Union Station about 5 a.m. and came prepared with candles tucked under terra-cotta plant pots to warm their hands, lots of blankets and snacks.

One man didn't bother with a tent — or anything. He just lay down along Grand near 17th Street, right on the concrete with no padding. It seems he needed to rest up before the parade started.

## **PARADE ENTREPRENEURS**

At 14th and Grand, vendors wove through the crowds selling \$20 T-shirts. We can't tell you all that the shirts proclaimed, but you probably have a good idea:

Patrick +@#&%\* Mahomes, the front reads.

And on the back, \*&%#@, I'm a Chief.

"I can wear this to the bar," one woman said.

T-shirt shirts were selling for \$15; pennants were \$5.

Fans quickly realized that money does make life easier.

John Fuller said getting down to the parade from Overland Park was easy: He just paid \$50 to park a few blocks from Grand Boulevard. "As a 50 year fan of the Chiefs, I don't think I would ever miss this," he said.

Tammy Noyes and her family drove up early from Louisburg, Kansas, and staked out a spot around 19th and Grand Boulevard.

"We paid \$40 to park, but it was just two blocks away," Noyes said. "And it was worth it."

## **STARTING EARLY**

The biggest and earliest gathering was at Union Station, where the rally was scheduled to begin at 1:30 p.m. Before 5 a.m., the plaza in front of the building was filling up.

Grace Kahn, 15, a student at Lee's Summit Academy, and Aubrey Kolberg, 21, a hairstylist, arrived at 4:30 a.m. to get a prime spot right up against the gated barriers at Pershing Road and Main Street.



“We wanted front row seats,” Kahn said. She missed the Royals parade and wanted to be sure to support the Chiefs.

They were so close to the front, “we could get a phone number,” Kolberg said, laughing.

“Yeah,” said Kahn, “and maybe get a great Instagram pic.”

Somehow Jody Feuerborn’s coat didn’t make it when she and her family packed the car around 5:30 Wednesday morning, but on the whole, the day was going smoothly.

She and her husband, Matt Feuerborn, and three of their children were lined up hours before the parade, relaxing on blankets five rows from the barricades along Pershing Road near Union Station. To pass the time, the family watched “Ferris Bueller’s Day Off” on Matt’s cellphone.

“We’re watching Ferris Bueller — skip school and go to the parade,” she said with a laugh.

Their commute from Shawnee took only 30 minutes, a far cry from the three hours they spent trying to get to the World Series parade.

“I don’t know if we started earlier or the city planned better,” she said.

They arrived around 7 a.m. and found a spot in the third row — until the car chase cleared the area after 8 a.m.

The first thing Feuerborn noticed was officers shouting, and they scrambled to get up from their spot and away from the barricade.

“We didn’t hear really the car coming,” she said. “Just all of sudden everybody goes, ‘Get back, get back, get back!’”

Feuerborn said the car had almost reached the spot where they’d been sitting when a police car hit it and spun it around.

“We could smell the rubber, smell the burning rubber,” she said.

## **THE EARLY BIRD GETS THE PRIME SPOT**

Seeing a Chiefs Super Bowl parade “means everything” to Yolanda Holman, who said she became a fan because of her late aunt.

“This would have been a day she would have been so happy — getting into the Super Bowl,” she said.

Holman and her sister, Kimberly Harvey, set out from Grandview around 6:30 a.m. and found parking up the hill from Union Station. They trekked slowly down down, taking their time because of Holman’s arthritis, and found spots for their lawn chairs along Pershing Road.

“It was hard, kind of, because it’s all downhill, but I mean, I just took my time, wasn’t in no rush,” Holman said. “That’s why I came really early so I wouldn’t have to fight too much of a crowd.”

The two were settled in their spots more than three hours before the parade began. So they came prepared.

“I got my lawn chair. I got about four tops on, my long johns. I have on my warm socks, heated socks, boots. I have hand warmers — the whole shebang,” Holman said.

M.J Ringstad came to the parade with his best buddies, Bennett Jones, Evan Jurad and Logan Hansen, all of them football players at Olathe Northwest High School.

They started planning where they would stand at the parade “as soon as we got to school on Tuesday,” Jones said.

Then when they woke Wednesday morning, “we started having second thoughts because we were just so tired,” Jurad said. But it was worth the early rise to claim a spot at 3 a.m. along Grand Boulevard, right up against the metal barriers.

“Front row seats,” they cheered in unison. Besides, they were all bundled up, and everything was warm and toasty. “Except our toes,” Ringstad said. “I can’t even feel my toes because they are so cold.”

Kaitlyn Carey of Independence and her family arrived at 12:30 a.m. to capture a prime spot at Pershing and Grand.

“We made sure we had a good parking spot and a sick spot (on the parade route) and we got both — boom,” Carey said. “I have not been to sleep yet. I have been up since 6:30 a.m. yesterday.”

But standing at that prime corner didn’t work out for everyone.

Poor Marybeth Gilbert, a 5-foot 1-inch-tall teacher at Center Elementary, was surrounded by the crowd as the players passed by. The crowd roared “Go Chiefs,” waved flags and held up their phones taking video.

Gilbert couldn’t see any of it. “I bet it looks great,” she said.

Nearby, Tein Braughton, 7, sat atop his dad’s shoulders. His mission: “to see Patrick Mahomes.”

Shortly before the parade started, what could he see?

“Heads!” Braughton shouted.

And then there were those who weren’t concerned about seeing the parade.

On 12th Street, a block west of the parade route, Ben Stueve, 35, was busy throwing a foam football to his 6-year-old son, Henry in a tiny park. The parade was about to start, but Henry didn’t care. He just wanted to play catch.

Dad, who grew up loving the Chiefs, was fine with that. He expects his son will have a great role model in Mahomes for years to come.

“It gives me a little bit of comfort knowing that his favorite player and the player who he’ll want to emulate the most is such a good person and a good leader,” he said.

## **THE COLD DOESN’T BOTHER ME ANYWAY**

Philip Schottel, 59, knows how to keep warm for his Chiefs. A 30-year season ticket holder, he deemed Wednesday’s weather “perfect.” Nothing like that playoff game in the ’90s, he said, when it was so cold “the beer in the neck of my bottle was freezing.”

A bit down Grand, die-hard fans Grant Mong and daughter Mallory, of Overland Park, said a little cold weather wasn't going to keep them from celebrating. "Bring it on!" said Mong, who was all decked out in a furry vest, leather chaps, cowboy hat and dark goofy glasses with red boxing gloves draped around his neck.

He was ready to celebrate.

John Mesa was 13 the last time the Chiefs staged a victory parade through downtown Kansas City.

He wasn't smoking cigars then, but 50 years after his first Chief parade he enjoyed a stogie as he lounged in a lawn chair on the steps of the former federal courthouse at Ninth and Grand.

"My wife dumped me off and went back home," Mesa said. She was cold, but he wouldn't have missed it short of a blizzard.

"I've been a season ticket holder 26 years," he said.

Rayshonda Johnson of Kansas City said her family tailgates at every home Chiefs game (their parking spot is J31 at Arrowhead). They know what they're doing.

At 4 a.m. Wednesday, they snagged a parking space at 16th and McGee and set up a grill and fire pit, where they were roasting hot dogs and brats.

"We are true fans," she said.

## **GOING THE DISTANCE**

Charles Willsie said he and his wife drove 4.5 hours from Sioux City, Iowa, Tuesday night "so that we can celebrate with all of our friends and family in Kansas City."

"It's important for me to witness this. I grew up in Kansas City," Willsie said. "I've been a lifelong Chiefs fan. I've been through all the trials and tribulations with the team. And I'm ready to finally celebrate a victory."

Shawn McMullen and Reggie Oliver weren't missing this.

McMullen, 41, drove 14 hours from Charlotte, North Carolina, to watch the Super Bowl with family in KC. Oliver, 40, spent \$600 on a last minute flight to KCI Tuesday.

Childhood friends raised in Kansas City, both lined up for the parade at 7 a.m. near its beginning at Sixth and Grand.

"Chiefs nation," McMullen said. "It don't get any better than this."

They figured the spot would allow them to see the parade and quickly get out of the cold to watch the rally on television later.

Bundled up in multiple layers, neither seemed fazed by the freezing temperatures.

"It is what it is," Oliver said. "It's Kansas City."

Both planned to stick around town for a few more days.

"I just want to take it all in," McMullen said.

## THE SHUTTLE BUS WASN'T THE PROBLEM

At the 2015 World Series parade, the shuttle bus system was so slow and crowded that some fans said they waited hours and never made it.

Kansas City Area Transportation Authority CEO Robbie Makinen said officials learned from that. This year, he said, twice the number of buses were deployed, made possible with dozens of school buses.

In all, more than 400 buses were used. By 10:30 a.m., Makinen said, 30,000 people had used the shuttle service.

"It's been working really well. The longest wait times I've heard is around 30 minutes, so people are happy with that," he said. "We learned a lot from 2015. And now we need to do this more often with more victory parades because we've got it down."

At Oak Park Mall around 8 a.m., the line for the shuttle bus was moving along, but Bart Putnam still had a challenging morning.

The Olathe resident and lifelong Chiefs fan joined a few hundred others at the mall in Overland Park to catch a free ride to the parade — but not without enduring some stress first.

"We dropped off the car last night so we could have a way to drive back. But then Uber drivers weren't coming to Olathe this morning," he said, adjusting his arrowhead-shaped hat. "So we decided to come to Oak Park Mall and get on the shuttle bus. Well, then I forgot my jacket."

Putnam and his wife returned home, still couldn't catch an Uber, then arrived back at the mall in Overland Park.

In the end, they caught a shuttle after a 30-minute wait. But he said he would do whatever it takes to make it to the parade.

"The last time the Chiefs won the Super Bowl was on my birthday, but a year before I was born," Putnam said. "I never got to see this before. (I'm a) big football fan. I'd definitely go a long way to get there."

By 10 a.m., there were shorter wait times, or no wait times, at all of the shuttle bus stops.

At Swope Park, fans said they were grateful to see the long line of buses awaiting them after they walked more than a mile in the snow. Many hopped aboard in a matter of minutes.

James Hansen of Leavenworth got to the stop at Worlds of Fun at 5 a.m. He waited outside the gate and eventually got on a bus at 7.

He then journeyed from the drop-off at Lydia Avenue and Truman Road all the way to Pershing Road, just outside the Westin Crown Center.

As a Chiefs fan for more than 20 years, he said it was important to see this "once in a lifetime" parade.

Driving into downtown Kansas City appeared to go rather smoothly as well. Periodic checks of KC Scout traffic cameras showed roadways flowing freely for the most part.



Authorities warned drivers not to park on the highways, like what happened during the World Series parade.

For one woman, walking worked just fine, even though she's on the disabled list.

April Keith of Gardner, injured while shopping last December, showed up on a leg scooter.

"We just walked five miles on a broken foot because we were not going to miss this," Keith said near the Liberty Memorial. "Because this is a once in a lifetime opportunity and nothing's going to hold us back."

## **CHEERS TO THE CHIEFS**

Police officially warned against public consumption of alcohol along the parade route. But that didn't seem to stop many people.

Grand Slam Convenience store at Sixth and Grand enjoyed a steady stream of customers buying vodka, beer and other drinks. Out front, they sold aluminum bottles of Bud Light in plain view of police officers.

On the Grand Avenue bridge over Interstate 35, a couple went to work on two six-packs of frosty Smirnoff Ice. One man in a Chiefs jersey walked around with everything he'd need for mimosas: a gallon of orange juice in one hand and a bottle of champagne in the other.

Staff at Anthony's Restaurant and Lounge blocked off the front and back entrances with folding tables.

Outside, employees shouted, "Cold beer! Get your beer here! Hot dogs too!"

Tables had only three condiments: ketchup, mustard and Sweet Baby Ray's barbecue sauce.

On Admiral Boulevard, the Red Front Bar and Grill was packed with people pregameing on whiskey sours and bloody marys. But many flocked to the coffee, hot chocolate and doughnuts.

"Everyone's just so excited," said Jennifer Simone-Mandacina, who owns the bar with her husband, Charles Mandacina III. "People we're down here at 3,4 in the morning."

Her husband sold spots in the adjoining parking lot early in the morning for \$40 apiece. It quickly filled up.

She said the bar wasn't gouging customers on food and drinks. The coffee, hot chocolate and doughnuts weren't priced — whatever customers offered was accepted.

## **HERE THEY COME**

Up on Sixth street before the parade, speakers blasted oldies like Def Leppard's "Pour Some Sugar on Me." The crowd knew game time was close when the music switched to the Beastie Boys' "Fight for Your Right" and Tech N9ne's "Red Kingdom."

The parade started right on time at 11:30 a.m., and cellphones immediately lifted toward the cloudy sky as spectators sought to capture the moment — if they weren't 10 rows back.

Aboard the buses, Kansas City Mayor Quinton Lucas threw his hands out in celebration, and Missouri Gov. Mike Parson smiled widely.

The route was littered with confetti cannons, drawing loud applause at each shot.

Some fans complained that the players — particularly Mahomes — were hard to spot atop the crowded buses. One woman, though, gushed, saying it was just like the humble quarterback not to hog the spotlight.

Farther down the parade route, [many of the players left their buses](#) and danced on the street, greeting fans who filled the sidewalks.

One fan, clad in red and gold pants, steadied himself on top of a garbage can and yelled to hundreds of strangers: “This is the best day of my life!”

Fans dozens of rows from the parade craned for a look at Chiefs royalty.

“Andy!” one woman shouted as a man who may or may not have been Chiefs Coach Andy Reid rode by.

Near the Westin Crown Center, a man who looked an awful lot like Reid — graying mustache and all — donned a headset and conspicuously chomped his gum for the occasion. He elicited shouts and waves as he made his way along Pershing Road.

As the parade moved down Grand, Mahomes became a bit more conspicuous. As Chiefs fullback Anthony Sherman stood by atop the bus, getting the crowd going, Mahomes waved, smiled and launched a few footballs, before heading over to Union Station for the afternoon rally.

Touchdown, Kan-Za City!

(Team)

## **The Chiefs want to turn Arrowhead Stadium into a voting location this November**

Sam McDowell

August 26, 2020

KC Star

The aftermath of a Super Bowl title has been overshadowed by one of the most unusual and unpredictable summers in NFL history.

Kansas City is not immune.

Rather than an offseason defined by a championship celebration, the Chiefs have been occupied instead with real-world issues, such as the COVID-19 pandemic, deciding whether to allow fans at home games, furthering discussions with Native Americans on traditions like headdresses and the chop, as well as Black Lives Matter and voter registration.

Chiefs team president Mark Donovan spoke with the media on a Zoom call Wednesday, addressing all of those topics.

Below are his comments on turning Arrowhead Stadium into a voting location, as well as social justice causes, edited for length and clarity. You can find his comments on [the plan for fans in the stands here](#) and [the ban on Native American imagery here](#).

- Quarterback Patrick Mahomes and safety Tyrann Mathieu have [pledged to become involved in voter registration movements](#). As part of their objectives, they said they have spoken with Donovan, as well as Chiefs chairman and CEO Clark Hunt.

On Wednesday, Donovan said the organization is trying to make Arrowhead Stadium a polling location in November.

“Voting registration and voter engagement, I personally believe, is very important. And people exercising their right to vote, I personally believe, is very important. I think Patrick, Tyrann, others, I’m really proud to be associated with those guys in their efforts. I appreciate that they mentioned we’ve had those discussions, and I’ve been in those discussions. We have some plans to do things in and around this election that are going to be focused on, number one, awareness of the importance of voting; number two, creating awareness of the ways people can register to vote, the ways people can engage and doing that through the experts in that space.

“We have a plan right now, which is not final, and I’ll share it with you all that we’re committed to doing it, but it has some challenges — we want to make Arrowhead a polling location. We want to create an opportunity for people to come to Arrowhead and vote. In addition to that, with the awareness, you’re going to see a lot of things around the highest points of awareness for us as

an organization that are going to be focused on voting, the awareness of voting and ways to vote.

“One of the reasons that I personally and I think this organization believes that’s a platform we need to get behind is the beauty of the vote. You can have different opinions. You can vote for different people. But vote. And that’s really what we’re trying to engage in.”

- In the aftermath of George Floyd’s death, sports leagues have embraced moments of protest and solidarity among players. The NFL has yet to play a game since Floyd, a Black man, died while in police custody after a white cop knelt on his neck for nearly 9 minutes.

[Mahomes and Mathieu joined other NFL stars in releasing a Black Lives Matter video](#) aimed at garnering the league’s support for the movement, which it later received. The Chiefs also released a statement of support.

Asked how the organization might be involved in any future player demonstrations on the field, Donovan said, “I go back to some of the things we said when all of this started to become as big of an issue as it’s become. It’s definitely something that needs to be addressed. It’s definitely something that needs our attention. If you go back to the end of May or beginning of June, we sat and talked about this as an organization — players, coaches, football operations staff, our own executive staff. And we made a decision to shut our website down and just say (that) right now the important thing is to one of our principles — unite our community. Unity is more important now than ever, and we need to continue to do that. And that’s been our theme.

“When the players’ video came out early in this process, I was really proud to be part of the team that we’ve got to support this; we’ve got to go out with a statement. I believe we were the first team in the National Football League to respond to that video. I’m most proud of the message we sent that night. It was late at night. It was Clark (Hunt), myself and a few others on a phone call, just saying, the message we want people to hear and the message we want our players to hear is that we love and support them. We’re part of a family. Just like any family, there are passions on all sides. What we’ve said is, in discussions that I’ve had with our players, with Clark, with Coach (Andy Reid), with (general manager) Brett (Veatch) and with others, let’s love each other, let’s support each other and let’s respect each other. That’s really what we’re going to continue to do. We’re going to meet and have more discussions about this. And you’ll be hearing more from us as we go. But that’s the approach we take to issues like this.”



(Team)

## **The Chiefs' plan to keep their Super Bowl team together was three years in the making**

John Clayton

August 25, 2020

The Washington Post

As he watched rookie Patrick Mahomes develop behind starting quarterback Alex Smith in 2017, Kansas City Chiefs General Manager Brett Veach began to get the feeling he was going to have some difficult salary cap management in his future.

Veach and Matt Nagy, then Kansas City's quarterbacks coach and now head coach of the Chicago Bears, were the first people in the Chiefs' organization to think Mahomes should be Kansas City's next quarterback. In 2016, Nagy would get his fellow assistant coaches to watch Texas Tech games featuring Mahomes, and Veach would send repeated video updates to head coach Andy Reid — to the point that it became too much. Eventually, however, Veach's scouting reports won over Reid, and Kansas City traded up in the first round to draft Mahomes.

As a rookie, Mahomes sat for the team's first 15 games, but when the quarterback played against Denver in the 2017 regular season finale, after a full season of shredding the Chiefs' defense in practice, Veach knew not only that his and Nagy's instincts were correct, but that he had to start thinking about building the roster around a future second contract for Mahomes that could cost more than \$40 million per year.

"I think any time you draft a quarterback, your intentions are to eventually sign him to a long-term deal and hope and pray he's a franchise quarterback," Veach said. "We certainly got a glimpse of what he could do in that one start in Denver. We had seen a backlog of just tremendous development, and some of the stuff he did in training camp created the thought to have a great plan in place."

That plan, which began in 2017 and culminated this offseason with a [contract extension for Mahomes](#) and the retention of several other key players, has the Super Bowl champion Chiefs in position to defend their title this season and for years to come. And for Veach, the lowest-paid GM in football, according to two people with knowledge of the situation, the work he did in keeping Kansas City's core together is likely to change his own financial status in the near future.

After Mahomes was drafted, Reid did not rush his development, having him sit behind Smith during a year in which the veteran led the Chiefs back to the playoffs. But even while Mahomes was a backup, his ability stood out.

"He would just completely eviscerate our number one defense in practice, and he did so easily," Veach said. "It was like, 'Oh, my God, this is like our third-team offense,' and he played with such a carefree attitude back then that something was brewing."

In Mahomes's first NFL game, he led a comeback to beat the Broncos, 27-24. After the Chiefs, led by Smith, lost in the first round of the playoffs, the team traded Smith to Washington and began the process of building around Mahomes.

"Our whole intention that first free agency period in 2018 was to get as much talent as we could," Veach said. "We knew we had a great tight end in Travis Kelce. We knew we had Tyreek Hill. That's why we went out and got Sammy Watkins. We just wanted to get as many weapons as we could. But as soon as we were three or four games into the 2018 campaign, we're thinking he's going to be the MVP."

Fifty Mahomes touchdown passes later, Veach was right, and the Chiefs came within a game of the Super Bowl. That led to a pivotal offseason, when Veach had to balance filling short-term needs — especially on defense — and positioning the Chiefs to handle Mahomes's eventual contract extension.

"We need a defense to complement this offense, because this kid is the best player in the league," Veach said of his thinking during the 2019 offseason. "Our offense is always going to score points, and we have to be good enough on defense to win a Super Bowl. We knew we had the offense that we had last year, but the defense wasn't good enough."

Veach's first big moves were trading outside linebacker Dee Ford to the San Francisco 49ers for a second-round draft pick and cutting outside linebacker Justin Houston. To many on the outside, the moves were curious for a team trying to improve on defense. Ford and Houston were effective edge rushers, but Veach needed to free up some money, and neither was an ideal fit for the new 4-3 defense under coordinator Steve Spagnuolo.

That left a void at edge rusher, and Veach began studying then-Seattle Seahawks defensive end Frank Clark. He had been impressed by Clark's college play at Michigan and the way Pete Carroll had developed him in Seattle. Clark, like Ford, was under the franchise tag.

"We knew it was going to cost, but we're thinking, 'How can we mitigate that cost?'" Veach said. "We made the [Ford] trade with the 49ers so we had the extra second-round choice. If we had to give up a one or a two, we're going to get something back."

Veach got a Pro Bowl pass-rusher in Clark, 27, at a young age. Then the Chiefs further helped the defense by signing safety Tyrann Mathieu to a three-year, \$42 million contract and drafting safety Juan Thornhill, who excelled before suffering a season-ending injury. The result was a much-improved defense that was capable enough, when combined with Mahomes and the high-powered offense, for the Chiefs to win the Super Bowl.

But as the 2020 offseason began, there was plenty of work to be done. The novel [coronavirus](#) pandemic, which is expected to have a major revenue impact on the NFL because stadiums will be without fans or only partially filled this year, threatened to lower the salary cap in 2021 and perhaps 2022. For the Chiefs, knowing they had to pay Mahomes, that meant they might end up losing some of their core players.

But where Veach was fortunate is Mahomes understood he could help himself by being flexible with his contract demands.

“He didn’t want his contract to be outdated, but at the same time he was cognizant that we have a lot of good players,” Veach said. “To be successful in this league . . . you have to be flexible and creative with your cap space, so he was open to be flexible.”

The Chiefs were able to work out a contract extension with tight end Travis Kelce (87) after some creative work with quarterback Patrick Mahomes' contract. (Charlie Riedel/AP)

The Chiefs gave Mahomes guarantees that kick in two and three years ahead. In doing so, they were able to lock him up for a total of 12 years, adding 10 years to the final two years of his rookie contract. But the main thing that got the deal done was Mahomes not getting a raise for the first two years. He was scheduled to make \$27.2 million in 2020 and 2021, and that’s what he makes under the new deal. His cap numbers also stayed about the same.

“If you look at the contract, the first five years average out to about \$40 million a year, so we get what we want,” Veach said. “Then in the second half of the contract, it’s like \$50 million a year.”

By keeping Mahomes’s cap number the same the next two years, Veach was able to lock up Chris Jones, one of the league’s best interior pass rushers, with a four-year, \$80 million deal. Jones gets the \$16.1 million he was scheduled to make as a franchise player this year and \$21.5 million next year. That flexibility left Veach with enough room to sign Kelce to a four-year, \$57.25 million contract.

The Chiefs now have core contributors Mathieu, Eric Fisher and Mitchell Schwartz signed through 2021; Hill and Mecole Hardman through 2022; and Mahomes, Jones, Kelce and Clyde Edwards-Helaire longer than that.

Mahomes’s decision mirrors one Tom Brady made early in the 2010s, when he took less money to allow the New England Patriots to keep the roster that surrounded him at a Super Bowl level. That, along with some careful planning and creative execution by Veach, puts the Chiefs in position to compete for another championship this season — and to potentially replace the Patriots as the NFL’s next dynasty.

(Team)

## Why the Chiefs had no problem re-signing their top players

Adam Teicher

August 26, 2020

ESPN

Tight end [Travis Kelce](#) had no problem finding reasons he wanted to remain with the [Kansas City Chiefs](#) after signing his recent contract extension.

"We have great guys in the locker room, great people in the facility and overall it's just a fun atmosphere every single time you come to work," Kelce said. "Guys don't want to leave that. Guys want to keep building off of that."

"Going out there and playing football with guys that come to work every single day and fight their tail off for you, it's a beautiful thing."

Kelce was speaking for himself but could have been speaking for any of the Chiefs' other high-profile players who signed new contracts during the offseason: quarterback [Patrick Mahomes](#), wide receiver [Sammy Watkins](#) and defensive tackle [Chris Jones](#).

It goes beyond just this group, in fact. The Chiefs, to a large degree, kept intact their Super Bowl championship team from last year. They were set to bring back 20 of their 22 starters from the Super Bowl before [Laurent Duvernay-Tardif](#) and [Damien Williams](#) opted out of the season because of COVID-19. Before Duvernay-Tardif's departure, the Chiefs looked as if they would be the first defending Super Bowl champions to return every player who started at least 10 games the previous season since the 1981 Raiders from the pre-free agency era.

Why did so many players, including a number of lesser-known players, decide to stay? Boiling it down, they wanted to.

"We've got a lot of selfless guys on this team, a lot of guys that don't necessarily look in their own mirror," safety [Tyrann Mathieu](#) said. "It's about the guys around them. It's a very fortunate situation we're in and I think everybody is just grateful to be a part of it."

The Chiefs have doled out a lot of money to keep the gang together. They would pay more than \$600 million over the lives of the contracts of Mahomes, Jones and Kelce alone.

But Watkins decided to stay for the final season of his contract by agreeing to a pay cut. He was scheduled to make \$14 million this season but will instead be paid \$9 million, though he could make up the difference and then some by reaching certain performance incentives.

"I've made enough money," Watkins said. "I'd love more money, but as far as being smart and [staying] on this team, knowing you've got to pay Pat, you've got to pay Chris, there's a lot of guys you've got to pay. So for me to take a contract like I did was a blessing. ... This is my



happy place, so why not take a smaller contract and come out and play with the guys I've been playing with?

"Very important to stay. For what we did in winning the Super Bowl and the type of team and coaches we have, the organization, why wouldn't I stay? I'm a guy that's been in the league going on seven years, and I've been on teams that were not so good and were not winning. We've got a well-established quarterback, a well-established team, coaches, organization. The real fun is in the winning more than anything."

As the Chiefs, in their own words, attempt to "run it back," a look at four reasons players are eager to stick around:

### **Coach Andy Reid**

Most Chiefs players seem to like working with Reid. That's particularly true of Mahomes, who before signing his extension extracted a promise from the 62-year-old coach that he wouldn't retire anytime soon.

Players generally feel Reid cares about them as much, if not more, as a person than as a player and also believe he can help them reach their potential as a player more than most coaches.

"No. 1 is Coach Reid," said backup quarterback [Chad Henne](#), in listing his reasons for re-signing with the Chiefs in March. "He's definitely one of the best coaches that I've been around. He knows the ins and outs of the offense and the defense. He's been around for a while and he's a winning coach."

### **Mahomes**

This is particularly true for pass-catchers like Kelce and Watkins. Kelce's two best statistical seasons have been the last two, since Mahomes was made the starting quarterback. Watkins hasn't hit career bests in two seasons with the Chiefs but might have had he not missed six games in 2018 and two last season.

### **Winning**

Not only are the Chiefs defending Super Bowl champions, but the future looks good. Many of their better players are still young in football terms. Mahomes is 24, Jones 26, [Tyreek Hill](#) 26, [Frank Clark](#) 27 and Tyrann Mathieu 28. Among their best players, only Kelce at 30 and [Mitchell Schwartz](#) at 31 are at an advanced football age.

"Guys want to be around a winning atmosphere," Henne said. "Obviously, a Super Bowl helps, but when you're around guys who want to compete each and every day and fight for one another, I think it's definitely just something that you want to be a part of. Throughout my career, ups and downs, winning [and] losing, winning is the way to go. We have great tradition here and a lot of great people around us."

### **Trust**

Players trust chairman Clark Hunt and general manager Brett Veach to make the right moves after Reid is finished coaching, whenever that might be.

"We trust the front office, Brett Veach, Andy Reid and Clark Hunt, to keep the core," Kelce said. "We trusted that they were going to be able to make it make sense for all of the players, which

they did. They held their end of the bargain. We're very thankful that we still have the core going into this year and for a few years ahead."

This is particularly true for Kelce, who is signed through 2025, and Mahomes, who is signed through 2031. Each may be playing for a different coach by the time his contract expires.

"I think that trust is something that's built, and with my three years in the Chiefs organization, you see the trust that everyone has within each other," Mahomes said. "Everything that coach Reid says, everything that Veach says, and what everyone in this organization says, those things happen and they put in the work every single day.

"It's almost a challenge if I can beat coach Reid or Veach to the facility some days. They put in as much effort as anyone, and when you have a culture like that from the top down, with Clark Hunt to the 75th, 90th, whatever man on the roster, that trust and that culture was something that I wanted to be a part of."

(Team)

## Chiefs players, coaches speak out on shooting of Jacob Blake. Here's what they've said

Sam McDowell

August 28, 2020

KC Star

The story of Jacob Blake, a 29-year-old Black man shot from behind seven times by a police officer in Kenosha, Wisconsin, has sparked pleas for change across the country.

In some cases, athletes have led the way. In the NBA, MLB, MLS and the NHL.

And in the Chiefs' locker room.

Conversations about social injustice continue to take place among Chiefs coaches and players, with head coach Andy Reid opening the floor for the discussions. Players have hinted they're considering potential demonstrations for the season opener on Sept. 10, though defensive end Frank Clark said Friday nothing has been finalized.

But they're moved to do *something*.

Quarterback Patrick Mahomes and safety Tyrann Mathieu [have turned the efforts toward an increase in voter registration](#). Chiefs president Mark Donovan said this week [the team will attempt to turn Arrowhead Stadium into a voting location](#) in November.

The police shooting of Blake Sunday compelled many in the organization to speak about the topic. Here are some snippets of what Chiefs players and coaches have said over the past few days:

### • Patrick Mahomes, quarterback

[Mahomes has been vocal in supporting Black Lives Matter](#), appearing in a video this summer in which players demanded the league back their cause. They did.

Mahomes appeared on SiriusXM NFL Radio this week and was asked about Blake.

"It's just crazy, man, that this is still going on in the world that we live in today. We're going to try to set the example on it, in whatever way possible, to show that we can get along and we can really respect one another for who they are and not the color of their skin. And we're hoping that we can get over this. I mean it's too long. It's been too long, and we're going to try to get over this and get to where we treat each other equally."

### • Frank Clark, defensive end

In a Zoom call with reporters Friday, Clark said the most difficult part of the situation will be one day explaining it to his young kids. He also offered a stark reality of what's to come.

“This is something we’re going to continue to deal with. That’s what you gotta understand. That’s what I understand. Our country, if they think that another Black man isn’t going to get killed by a police officer, I feel like everyone’s confused. I feel like if we don’t think it’s going to happen again and continue to happen, we’re confused. At this point, we have to do something about it. Man, it’s just crazy, you know? It’s crazy.”

• **Andy Reid, head coach**

Before being asked a question during his news conference Wednesday, [Reid opened with an off-script message about Blake](#).

“Listen, I’m just going to put my two cents in on Jacob’s situation. I think you guys know, I’m into team. I’m into peace and people getting along. Right or wrong, we all need to join hands, man, and make this world a better place where we can go into each other’s neighborhoods and be comfortable, and that we appreciate life and how important it is and how hard it is to create life — something that none of us are capable of doing in a test tube.

“It’s a precious thing, man. It’s complicated. It is precious. At this time, everybody needs to come together and join hands, like I said, and love each other for what we are, and the privilege that we have in this short period of time that we are on earth, as opposed to walking in fear, to walk with strength and pride and make this country the greatest place ever along with the world. We do that and we’ll be a great example to the world.

“My heart goes out to Jacob and his family in that situation. I don’t know the whole story. But I hate seeing the way things are going right now, and we’re better than that. Absolutely better than that.”

• **Eric Bieniemy, offensive coordinator**

Bieniemy spent the bulk of his time on the topic Friday complimenting Chiefs players, ownership, members of the coaching staff and front office for their response to social injustice issues in recent months. Then he zeroed in on the possibility of Arrowhead Stadium becoming a voting location this fall.

“That would be historical. I remember growing up as young kid. When I turned 18, I had to get a job, I had to go to school or I was gonna join the service. But on top of that, my mother told me, ‘Your ass is gonna vote. You are going to vote. Because we fought for this right.’

“And how about that? These guys have stood up and said, hey, let’s make this right; let’s make it where everybody can have the opportunity to come to this stadium and vote. I’m proud of the people that we have in this building, but I’m also proud of the people that have provided the light and way for them so they can come out and be free to be who they are and speak freely to the world about what’s going on and making the change.”

• **Travis Kelce, tight end**

Appearing with Mahomes on the radio show, Kelce echoed Reid’s sentiment.

“I think Coach said it best — everybody’s just got to love each other and appreciate one another for who they are, their differences, knowing that we all have differences. We all have crazy different upbringings (with) the people around us, thought of mind, things like that. Everyone has to come together and appreciate everyone for who they are, man. And until we have that peace



of mind, I think we need to stand up and make a change, make a difference in our communities, until we see that.”

- **Rashad Fenton, cornerback**

Fenton grew up in Miami, a diverse city in which he said “Everyone treats everyone equally there. That’s how I was raised.”

On the shooting of Blake, he said, “Just the fact that could be my father. That could be my uncle. That could be me. Just putting that into perspective of just treating everyone equal. I don’t know why it’s so hard (or) why it’s a discussion to get treated fairly.”

- **Tommy Townsend, punter**

The Chiefs’ rookie punter, who is white, said his place in the team conversation is different than that of those around him.

“The biggest thing for me is just listening and learning from my teammates. It’s always good to step back and learn. I think that’s been something that’s been happening a lot recently. Our vets and team leaders have been doing a great job of bringing awareness and doing everything we can to start moving forward and create change. That’s something I’m looking forward to — keeping the discussions going and continuing to learn.

“This is something that’s very new to me. A lot of light is being shed on it now. I think it’s definitely something that’s sparking inside of me that’s making me want to go forward and create change and do what I can to help out. A lot of the stuff going on, it is tiring. Even this short period of time that I’ve been seeing it on social media, it’s exhausting to see. I hate seeing it. I hate seeing how it affects my teammates and how it affects their families. It’s obviously not right. It’s something that we gotta be better at and we gotta change.”

(Team)

## **From top down, Chiefs pushing for social justice initiatives**

Dave Skretta

The Associated Press

August 31, 2020

KANSAS CITY, Mo. (AP) — Two years before Clark Hunt was born, the Kansas City Chiefs made history by taking Grambling State defensive tackle Buck Buchanan in the American Football League draft, making him the first Black player from any college — much less a historically Black one — to be the first player selected first overall.

It was a testament to the progressive nature of Hunt's father, Chiefs founder Lamar Hunt, the trailblazing son of a Texas oil tycoon who helped form the American Football League when the National Football League refused to grant him an expansion team.

Hunt was a champion of Black rights during the Civil Rights era of the 1960s. He grew up in conservative circles yet formed his own opinions of right and wrong. And when his football-loving son was born in 1965, those principles that Hunt instilled in his football franchise became instilled in Clark, who years later would succeed him as chairman of the Chiefs.

"My dad really encouraged the players to get out there and use their platform to make a difference in the community," Clark Hunt said. "A lot of those efforts over the decades have been focused on things that benefit the minority communities."

Indeed, the biggest reason the Chiefs are among the most progressive teams in the NFL these days — during a new era of social justice initiatives — is that the reigning Super Bowl champions always have been that way.

When star quarterback Patrick Mahomes, fast becoming the face of the league, speaks out in support of the Black Lives Matter movement, the Chiefs in turn support him. When safety Tyrann Mathieu and defensive end Frank Clark discuss the importance of registering people to vote, Hunt and his top lieutenants respond: "How can we help?"

The answer, by the way, is discussions to turn Arrowhead Stadium into a voting location in November.

"What I've really appreciated the last couple of years," Clark Hunt said, "is how engaged the leaders on our team are, and I'll just take Patrick and Tyrann as examples, that they're very engaged. They want to make a difference. They want to do some things that are going to make our country better, things that are going to help us get along as a country."

"You referenced Arrowhead being a polling station," Hunt continued. "That's one of their big issues, is voter registration and getting people out to vote. We've worked with them and we're working with some organizations here locally to try to encourage people to get out to vote. We've made an effort to get all of our players registered to vote here. The icing on the cake

would be if we could have Arrowhead be a polling station. We don't know if that's going to work out."

Yet the fact that discussions are taking place at the highest levels of Missouri government is a sign of just how seriously Hunt, team president Mark Donovan and the rest of the Chiefs franchise are taking such initiatives.

It's not as if there aren't players elsewhere in the NFL that are working for social justice, or for increased voting and better representation in government. But there are few organizations that are so vocally in support of them.

It's not just Hunt, either, though he sets the tone. Chiefs general manager Brett Veach and coach Andy Reid also are outspoken in their support, shrugging off the antiquated notion that having opinions and taking action outside the walls of the football facility can be a distraction or somehow detrimental to what happens on Sunday.

"I like when people come together. I'm about that," said Reid, who grew up in the melting pot of Los Angeles in the 1960s, and whose father was an artist that championed equality. "I've had a Native American athlete at Northern Arizona — phenomenal person. I've had Hispanic athletes. I've had obviously Black athletes, but from different areas of the world. I've had white athletes, and it's so unique how they all get together. I just appreciate the world I get to live in with athletics."

Reid understands taking any kind of stance can be divisive, particularly these days. So do Mahomes and Mathieu, who know that everything they say and do will be dissected and discussed in the wild world of social media.

Yet they dismiss any political concerns in favor of a simple idea: "Do what you think is right."

"I'm going to do whatever I can to fight for equality for all people," said Mahomes, who has a white mother and Black father. "I'm not worried about people and how they're going to do negative stuff back to me. I am worried about doing what's right for humanity and making sure that all people feel equal."

There have been missteps over the years, such as the Chiefs' use of Native American imagery that drew widespread condemnation and has been slowly phased out. Members of the franchise have expressed thoughts and taken stances that have proved regrettable. Opinions on a number of topics, such as Hunt's preference that players stand for the national anthem, have changed amid the changing landscape of American life.

The core values that Lamar Hunt set down remain, though. They're the values that gave Buchanan a chance with the Chiefs in 1963, and that are giving Mahomes and the rest of the team the platform to speak out nearly 60 years later.

"My dad set a great example for me and my siblings on a lot of issues. And probably his greatest strength was how he treated people," Clark Hunt said. "He didn't care where you came from, what your background was, what your race was. He treated everybody he met with respect and appreciation. That's been a lesson that we've all learned, and just bring it forward to what's going on with racial equality and social injustice. I think Andy probably said it as well as anyone: 'We just need to love our neighbor.' And if we all do that, this world is going to be a whole lot better place."

(Team)

## **Chiefs Kingdom raises record donation through Red Friday flag sales**

\$1 million benefits Ronald McDonald House Charities

Ashley White

September 18, 2020

KSHB

KANSAS CITY, Mo. — Kansas City Chiefs fans helped raise \$1 million for charity through flag sales during the Red Friday Kickoff Edition.

The Chiefs on Friday said the donation marks the highest Red Friday donation since the club began selling the flags before the 2014 season. Over the past eight years, the Red Friday sales have raised more than \$2.8 million for Ronald McDonald House Charities of Kansas City, [which provides free housing to families](#) of children receiving medical care.

“Red Friday is the most important day of the year for Ronald McDonald House Charities of Kansas City, and this year, more than ever, we really needed Chiefs Kingdom to show up in support of sick kids and their families. And show up they did,” the organization’s CEO, Tami Greenberg, said in a news release. “It’s extraordinary that this generous and caring community came together to make such a meaningful donation to RMHC-KC, all through \$5 flags.”

The Chiefs partnered with McDonald’s to sell the special Super Bowl LIV Champions edition of the flag at all Kansas City and St. Joseph-area locations. The flags also were sold at Kansas City Hy-Vee stores. The minimum donation for a flag was \$5.

“Year after year we’ve seen the people of Kansas City, and Chiefs fans throughout the country, step up to show their amazing support for this team through Red Friday, as well as show their appreciation for the work that RMHC-KC does here in our community,” Chiefs President Mark Donovan said in the release. “This was certainly the most unique flag we’ve done in the past seven years as it was our Super Bowl LIV Champions flag, and we hope to #RunItBack, have another champions flag, and raise even more next year.”

The Red Friday Kickoff Edition also stopped in Springfield, with flags sold at 55 McDonald’s locations in the area and the Hy-Vee store in Springfield. Those sales generated nearly \$65,000 for Ronald McDonald House Charities of the Ozarks.

In the Topeka area, flag sales raised nearly \$25,000 for Ronald McDonald House Charities of Northeast Kansas.



(Brett Veach)

## Chiefs GM Brett Veach Strengthens Dynasty Talk with Fantastic Offseason

BJ Kissel

July 16, 2020

Chiefs.com

The word was thrown around after the game down in Miami just a few months ago.

The Chiefs Kingdom diehards called for it after Patrick Mahomes' MVP season back in 2018, which fell just short of a Super Bowl trip.

For many, the feeling the word may elicit changed following all of us witnessing the thrilling comeback win over the 49ers, and the knowledge that this team is full of young superstars – not seasoned veterans giving it one last shot.

But for the remaining few who don't find need to throw around the word "dynasty" regarding the Kansas City Chiefs' current opportunity, perhaps Brett Veach and his staff reportedly turning less than \$200 of salary cap space this offseason into keeping Sammy Watkins and Demarcus Robinson, signing Patrick Mahomes to the largest contract in sports' history, and giving the CEO of Sack Nation – Chris Jones – what he rightfully deserved, rightfully where he deserved it – could change their mind.

And that wasn't it, but we'll get to the others later.

To dig a little bit deeper into the significance of each of these big-money moves and the underlying story that connects each of them – shows the continuity, trust, and relationship between the Chiefs' personnel staff, coaching staff, players and ownership.

From the moment Sammy Watkins first stepped into the building and held his very first press conference, he mentioned culture, family, and the Kansas City community as reasons he was excited about joining the organization – not just the chance to play for a historically-good offense.

That culture Andy Reid has created and Brett Veach, who got his start under Reid, understands, has built an environment that Watkins wanted to not only be a part of, but wanted to stay in. That hasn't been the case at Watkins' previous stops, as he's been open about before.

Therefore, the conversation about players like Watkins re-structuring deals, perhaps taking less money – depending upon incentives and such, are often discussed in *only* financial terms, which is real, but is *also real* that the environment had to be right. The culture had to be right.

Reid and Veach have gotten that right, and Watkins' return proves that on many levels.

The conversation surrounding Patrick Mahomes' deal has been about astronomical numbers and overall length of the deal—something that will make Brandt Tilis and Chris Shea – two of the unsung heroes of the offseason that you may never see publicly – names in Chiefs' lore as part of this dynasty construct.

But the fact that Mahomes was acutely aware of the structure of *his* deal and how it would to relate to others, again, shows something of the culture, trust and relationship between all three groups at work – the personnel staff, coaching staff, and ownership.

Less than a week later, Jones secured his bag and seemingly the entire team celebrated on social media.

From less than the cost of an authentic Mahomes' jersey in the team store to signing a core of players that could rightfully earn them more than the cost of a new stadium, the Chiefs' offseason was a historic chapter written not before our time, or after our time, but *during our time*, by Veach and company, who still had to time to think up gems like, "[The Brett Veach Special](#)."

But outside of these big moves, which in some ways could be seen as obvious ones to get done - despite the different financial challenges to do so – the smaller under-the-radar moves could be just as important.

Look no further than last year's Super Bowl victory and unsung hero Damien Williams, who many thought had a legitimate case for Super Bowl MVP, or Daniel Sorensen the AFC Divisional Round win over the Texans – his tackle on the fake punt and forced fumble a few minutes later changed the tide.

Williams is tied for 13th all-time in NFL postseason history with 11 touchdowns – the second-most of any current player in the league (Rob Gronkowski, 12). He's two postseason touchdowns shy of entering the Top 5 in that category. His initial signing wasn't met with an amount of fanfare that he's earned with these numbers, and neither was Sorensen's extension (before Veach's tenure, but same point remains).

And that's because it's not always about the big signings.

The offseason signings of guys like the versatile Mike Remmers, who has started more than 75 games in his career all across the offensive line, or defensive end Taco Charlton, a former first-round pick and a mentee of Chiefs' Super Bowl hero Frank Clark back at the University of Michigan, or even cornerback and standout special teamer Antonio Hamilton, who Dave Toub singled-out as a player he wanted specifically, at some point next season, these guys will all play crucial roles.

And most already know about what running back Clyde Edwards-Helaire, linebacker Willie Gay Jr. and the rest of the rookie class is bringing to the table. It was the talk of the offseason until Veach, Tilis and Shea went all Oprah with everyone on new contracts – tossing tens of millions to homegrown players on each side of the ball.

They accomplished most of this during a pandemic as well. That will always be a part of this story.

While Mahomes, Jones, Tyrann Mathieu and others with the big names and contracts get most of the national headlines, and rightfully so, the under-the-radar players who aren't getting their hype now, fight to be the next Damien Williams, Charvarius Ward, or Daniel Sorensen.

The re-signing of players like Mike Pennel, Bashaud Breeland and Anthony Sherman shouldn't go unnoticed either. It can seem easy to bring back players to a Super Bowl winning team, but this culture was in place before the Super Bowl was won.

***Culture comes first in anything that is special. Success without culture is fleeting.***

It's a culture that shows it rewards people who come in and do the right thing – treats them fairly throughout the process and is something they want to stay a part of.

We've seen it play out just like that with this team.

The only players on the roster over the age of 30 years old right now are Chad Henne (35), Mitch Schwartz (31), Anthony Sherman (31) and Mike Remmers (31).

Led by a Hall of Fame head coach, the league's undisputed best player and a fanbase prepped for the long run—combined with a perfectly executed offseason—there's no reason not to throw around the word "dynasty" when it comes to the Chiefs' opportunity right now.

The players haven't shied away from it. They're actively promoting it, and coach Reid shies away from nothing.

The Chiefs are looking to become the eighth team in NFL history to win back-to-back Super Bowls, and the first since the 2003-04 New England Patriots. No team in the history of the NFL has won three Super Bowls in a row.

If the conversation later becomes how do we quantify the greatest "dynasty stretches" in the history of the NFL, these are a few of the numbers and stats that'll be used.

So, that's the bigger challenge ahead. In the immortal words of Roger Dorn, "I guess there's just one thing left to do."

**RunItBack**

(Andy Reid)

## **‘I’m into peace’: Andy Reid seeks unity; Chiefs president discusses many topics**

Nate Taylor

August 26, 2020

The Athletic

KANSAS CITY, Mo. — The Chiefs held another padded practice Wednesday as part of their training camp, but coach Andy Reid wasn’t interested in talking about football when he arrived at the podium for his usual news conference.

In his opening statement, Reid expressed his frustration in the aftermath of Sunday’s shooting in Kenosha, Wis., when a police officer shot Jacob Blake, an unarmed Black man, seven times. The incident, which left Blake paralyzed, was captured on video by a bystander’s smartphone.

“I’m into peace and people getting along,” Reid said. “Right or wrong, we all need to join hands, man, and make this world a place where we can go into each other’s neighborhoods and be comfortable, that we appreciate life and how important it is — and how hard it is to create life. It’s a precious thing, man.

“We need to, at this time, come together and love each other for what we are and the privilege that we have on this short period of time that we’re on earth. As opposed to walking in fear, walk with strength and pride and make this country the greatest place ever. We do that and we’ll be a great example to the world. My heart goes out to Jacob and his family.”

The Chiefs were off Tuesday, and Reid spoke with many of his players about the shooting before Wednesday’s practice. The Chiefs, unlike the Detroit Lions on Tuesday, elected to have their practice to prepare for their season opener in two weeks. Reid, though, wanted to make it clear that the Chiefs, as a team, agreed with what many members of the Lions — such as general manager Bob Quinn, safety Duron Harmon and quarterback Matthew Stafford — said Tuesday [in demanding social justice and equality](#).

“I listen,” Reid said of his players’ fears and anger. “I try to do the same thing with my kids and people I come in contact with. You can learn from everybody, and there’s concerns right now. Change is always a little uncomfortable for people. In our business, we have a lot of change, and it’s constantly happening. You’ve got to listen and sit and make sure you keep open communication. I’m lucky to have a locker room that does that and players that talk about it and guys that listen to each other.”

In June, Reid voiced several of his emotions — sorrow, anger, empathy, gratitude and, finally, optimism — with regard to the racial and social issues that have gripped America this summer after the deaths of Ahmaud Arbery, Breonna Taylor and George Floyd. Reid told Chiefs fans then that he supports the Black Lives Matter movement to end social injustice, racism and police brutality.



In reiterating his message Wednesday, Reid used even stronger words in urging Americans to do more to improve the country's progress toward true equality.

"I hate seeing the way things are going right now," Reid said. "We're better than that, absolutely better than that."

An hour after Reid's comments, Mark Donovan, the team president, held his annual news conference during camp, discussing the topics and issues the franchise has addressed since the Super Bowl.

Because Donovan's comments are some of the most significant since camp started, *The Athletic* decided to publish the full transcript. Donovan's answers to reporters' questions have been lightly edited for clarity.

**Why do the Chiefs feel comfortable selling tickets when many other NFL teams, and other pro sports teams, haven't felt comfortable, at least to this point?**

It's roughly 16,000 tickets out of the 75,000 or so that we typically would have. I think what makes us comfortable is our plan. I was on a league call (Wednesday), and we were talking about that and I was asked to present to the league our plan and our success this past Saturday. And our plan for Saturday and for the opening kickoff.

Our plan is only as good as compliance and the following of directions, the following of a protocol for our staff or our players, for our coaches and for our fans. It's critical. If they do, we feel pretty confident that we can do this. We're not alone. We are definitely in the minority when you look across the league. We take the responsibility very seriously. We understand that we've got to get this right and we've got to be very diligent in our processes and protocol in order to be successful, in order to have another game with the fans. We know that other teams and other leagues are looking at us.

**What system is in place to ensure that the people who are charged to ensure that the safety policies are being followed are actively identifying and correcting violations, such as not wearing a mask when inside the stadium?**

I was very impressed with our fans and their ability and their compliance with putting on their mask as soon as they are approaching someone. This is not an excuse, and I want to be crystal clear on this: We have to do a lot more to continue to communicate, to make people aware that it's really important, even in your seats, to wear your mask.

I talked to a few of our season ticket members. I said just I need to reinforce the importance of wearing the mask in the stands. And the dad looked at me and said, "Mark, I wore the mask everywhere you told me to. I was sitting in a seat, there's no one within 10 feet of me and I'm with my family (who I) eat with and spend all my time without a mask. I appreciate it, but it's 95 degrees and I took my mask off for a minute." I said, "I hear you, but as we get more people in and we're closer together, we'll have more interactions, more cross traffic. We all have to be disciplined."

You'll see some stuff this Saturday. It's very in-your-face signage. We're gonna walk up and down aisles with a sign that says, "Hey, wear your mask, even if you're sitting."

We're going to continue to learn to try to understand how we can better enforce that. We don't want to be in a situation where we're evicting someone or arresting someone or anything like

that. But we think that we have enough systems and enough communication in place where we can enforce that. It's to protect all of us.

One of the biggest things we had to our advantages is we're an outdoor stadium. But we also have to listen to the experts. And the experts are telling us, "Yeah, you're an outdoor stadium, but you're not just sitting and eating dinner. You're standing and cheering and yelling and screaming. Those are all things that factor into the risks associated. And those risks are significantly decreased if you wear a mask." So those are the kinds of things we're really focused on.

**FC Dallas (a Major League Soccer team), which (Chiefs owner) Clark Hunt also owns, decided to kneel, as a peaceful protest against police brutality and social injustice, during the national anthem earlier this month in its first home match. Some fans booed them. How does that situation impact the Chiefs if those players want to express themselves in a similar manner?**

We learned a lot from the FC Dallas situation, and I think everyone across sports learned a lot from that situation. We take all that learning into what we're talking about here.

When all of this started to become as big an issue as it's become — and it's definitely something that needs to be addressed, and it's definitely something that needs our attention — we as an organization sat and talked about this: players, coaches, football operations staff, our executive staff. We made a decision to shut our website down and say right now the important thing is to really, as one of our principles, unite our community. Unity is more important now than ever. I believe we were the first team in the NFL to respond to that (George Floyd) video. I'm most proud of the message we sent that night. It was late at night. It was Clark, myself and a few others on a phone call just saying the message we want people and our players to hear is that we love and support them. We're part of a family. Just like any family, there are passions on all sides. Let's love each other, let's support each other and let's respect each other.

That's really what we're going to continue to do. We're going to meet and have more discussions about this. You'll be hearing more from us. But that's really the approach that we take to issues like this.

**What do you want to express to fans who may be upset or try to violate the Chiefs' rule on banning fans from donning Native American-themed headdresses or face paint worn that appropriates American Indian cultures and traditions?**

This isn't a new issue for us. I share some personal stories of the first few meetings (in 2014) I had with John Learned (who founded the American Indian Center of the Great Plains in Kansas City). He explained how this is viewed and here are some of the issues we should be discussing. I walked away from that first meeting a little bit embarrassed about my lack of knowledge and a little bit inspired. If you have the knowledge, it becomes pretty clear.

Everybody is going to have opinions on all these issues. I respect that. Personally, I didn't understand what a headdress or a war bonnet was or what it represented. To have an American Indian explain the sacredness of that, how every single feather is earned and what it means in their community, it's a pretty easy answer. Let's educate people. Let's create awareness around that. The realistic goal we had was if we can just explain this to a fan we see in the parking lot who is wearing a headdress, we feel confident we can convert them. You can paint your face.

You can wear a crazy hat, a wig or a headband. You can create your own character. But understand that just throwing the headdress on because you bought it at a five-and-dime store and think it's cool, it's not.

### **What is being discussed about the “Tomahawk Chop” being under review?**

The drum came back to Arrowhead as part of trying to bring the traditions and honoring the traditions that were started in Municipal (Stadium). Again, a little bit embarrassed and inspired that we didn't realize the sacred position of the drum in the American Indian culture. When that was explained to us, we went to them and said: “How do we make this work? What are our options?” They shared with us the idea of blessing in the four directions, blessing the drum itself, acknowledging what it is and creating an education.

(The drum) is seen as sort of the heartbeat of that culture. When you hear things like that, it's easy to latch on to that and say, “OK, it's kind of the heartbeat of the stadium, too.” We can debate that, right? People can argue. But it is a way to unify our fans and it is a way to bring people together at that moment. How do we do it in a respectful way? That's what we're working on right now. These aren't things that we're going to be able to successfully change, one way or the other, overnight. We're going to continue to work on that.

### **What is being done and discussed as part of the Chiefs' voter registration initiative?**

Voter registration and voter engagement, I personally believe, is very important. We as an organization are really proud to be associated with Patrick (Mahomes) and Tyrann (Mathieu) in their efforts. I've been in those discussions. We have some plans to do things in and around this election that are going to be focused on awareness of the importance of voting and creating awareness of the ways people can register to vote. Rise To Vote, (an organization) the league is working with, is (an organization) we're actively working with and have met with us and our players. They are going to meet with our staff, as well as our stadium staff to make sure that everybody is aware of the opportunities they have to register to vote and to vote.

We've got a plan right now, which is not final, that we're committed to doing it. But it has some challenges. We want to make Arrowhead a polling location (on election day). We want to create an opportunity for people to come to Arrowhead and vote. In addition to that, you're going to see a lot of things around the highest points of awareness for us as an organization that are going to focus on voting, the awareness of voting and ways to vote. This organization believes that that's a platform that we need to get behind is the beauty of the vote. You can have different opinions. You can vote for different people. That's really what we're trying to engage in.

### **Amid the coronavirus pandemic, why are ticket prices higher than usual?**

How do we take a stadium from 76,000 seats down to 16,000 seats and equally and fairly distribute those tickets to our season ticket members? As you can imagine, when you do the math, it's pretty quick that you can't. We said all season ticket members will have the opportunity to move their tickets to 2021. There'll be benefits and incentives to do that. We've locked in their flat pricing for next year.

How do we make this fair and equitable in terms of the tickets we do have? In May, when our schedule was released, we announced our single-game ticket price. We were assuming we were going to have 76,000 people in the stadium. Those prices were based on a lot of very complicated algorithms and data that we used to understand the market. Those (16,000 tickets

for opening night) are single-game prices. We completely understand and expected the response, because it's a significant jump. We're pretty good, from a data standpoint, of understanding what the ticket is really worth and (the price) being below that number.

The person who buys a ticket to our Houston Texas game today, at the price that we're selling at, can put that on the secondary market that minute and make more money, hundreds of dollars more based on location, in some cases. A \$400 ticket is going for (around) a \$1,000 on the secondary marketplace. What we're trying to do is be fair.

### **How have ticket sales been and does that speak to the passion of Chiefs fans?**

Sales have gone exactly as we expected. When you look at what the projections are going to be and how our projections have to be right, we're exactly where we thought we were going to be. Based on the demand, it's an interesting way of doing it, because we're doing it by tenure, going back to the point of fairness. We had to figure out a way to give every single season one of our season ticket members an opportunity. It allowed the longest-tenured season ticket members the opportunity to buy first. We're probably only 30 percent through our season ticket members.

If you look demographically, you could have some people who may be medically challenged, may have conditions, may be in our older demographic and may be less likely to want to come to a game where they've got to go through all these protocols. We believe, as our projections show, that as we get closer to the newer-tenured season ticket members, the percentage of people who buy within those pods are going to be much higher.

### **Is there a financial mark the Chiefs must reach this season to make having fans at the games worth it?**

The numbers don't pencil out. You can't really make the numbers work when you're talking about that amount of tickets. This isn't about that. This is about creating an experience and continuing the experience at Arrowhead, giving our fans the opportunity to be there for some really special moments. To some, it may sound a little bit contrived.

But honestly, we're raising a banner on Sept. 10. We want our fans to be a part of that. We're really struggling with the fact that only 16,000 (fans) are going to be able to be a part of that, live and in person, but that's a lifelong memory. It's going to be different. It's not going to be exactly what we wanted. But it is something that was really important to us as a franchise. I will speak for the (Clark) Hunt family on that. That was a big driver on figuring out a way to get our fans in safely. And that's been a big driver for us as a business.



(Clark Hunt)

## **Chiefs' Clark Hunt describes the Super Bowl LIV championship ring in detail: 'It's big'**

Herbie Teope

September 1, 2020

KC Star

The Chiefs received their Super Bowl LIV championship rings during a Tuesday night ceremony at Arrowhead Stadium.

And the long wait for the unveiling ceremony proved worth it. Much planning went into the making of the jewelry, which apparently cost, well, quite a bit.

"You guys are lucky we designed these rings before we signed Patrick's new contract or they'd probably be a lot smaller," Chiefs chairman and CEO Clark Hunt jokingly told the assembled team on Mahomes' 10-year, \$503 million extension.

Kidding aside, Hunt then dove into the eye-popping specifics of the ring.

"The Super Bowl LIV championship ring boasts a total of 10 and a half karats of gem stones, including 255 diamonds and 36 genuine rubies," Hunt said. "The centerpiece, the ring top, is the Chiefs' arrowhead logo composed of 60 diamonds in honor of the franchise's 60th season, and 16 cut rubies, which represents our 10 AFC West division titles and six playoff appearances under Coach (Andy) Reid.

"Fifty diamonds surround the logo in the shape of the Lombardi Trophy to mark the 50 years between Super Bowl victories. An additional 122 diamonds cascade along the rings' top edges marking the club's 22 playoff appearances and the 100th season of the National Football League."

The rings are also unique to each individual player who earned one.

"These rings are also customized to be unique to each of you with your name, jersey number set in diamonds and your signature etched on the inside," Hunt told the players Tuesday evening. "Under your jersey number on the left side of your ring is the motto from the championship season, 'Be Great!'"

Hunt then paused to tell tight end Travis Kelce that they were going to put the song, "(You Gotta) Fight For Your Right (To Party)," in that spot, but the song title was too long.

With the light moment over, Hunt went on to finish describing the rest of the championship jewelry.

"The right side of the ring displays the Super Bowl LIV logo, the final score of the game and the words 'Chiefs Kingdom' in recognition of our incredible fans," Hunt said. "Finally, the inside of

the ring features the final scores of our three playoff victories and the deficits this team overcame in each of those games, recognizing the resilience of this outstanding group of players and coaches.

“And on the other side of the ring are the initials L.H. as a reminder of the man who named the Super Bowl, founded this franchise and who my siblings and I were blessed to call, ‘Dad’ — our dad, Lamar Hunt.”

Before directing the video board to count down from 10, Hunt emphasized what can happen when people come together to achieve a common goal and greatness.

He also pointed out the bond among every member of the organization and how the ring serves as a symbol of camaraderie for the Super Bowl champions.

“Every member of our Chiefs family who wears this ring played a part in doing something special,” Hunt said.

With Hunt’s remarks finished, the video board inside the stadium counted down from 10 to zero, prompting the assembled team in front of Hunt to open the boxes containing their rings.

(Derrick Nnadi)

## **Chiefs' DT Derrick Nnadi is Making a Difference One Dog at a Time**

Matt McMullen

February 13, 2020

Chiefs.com

It all started with Rocky.

The All-ACC honors, the pre-season award watch lists and the various accolades were special, but for defensive tackle Derrick Nnadi, this timid puppy – adopted prior to Nnadi's senior year at Florida State - was about to change his life.

Rocky would serve as Nnadi's confidant through the thick and thin, bring him unparalleled joy and – in due time – inspire the future third-round pick to cover the adoption fees for 126 dogs at the Kansas City Pet Project.

The story has swept the nation, but for Nnadi, this young pit bull was where it all began.

"Everything scared him. If I dropped my phone and it hit the ground, he'd run away," Nnadi recalled. "Because of that, I started taking him anywhere and everywhere I went. I introduced him to new surroundings, people and other dogs just to help him come out of his shell a little bit. Going through all that, it got me thinking about other dogs and what they're going through - abused animals and dogs living in shelters that can't seem to find a home. That's how I got the idea."

The idea was first put into action at the NFL Scouting Combine two years ago, where Nnadi pledged to support The Humane Society for every rep he tallied on the bench press. It was this past offseason, however, that Nnadi decided to take things a step further. For every game the Kansas City Chiefs won in 2019, Nnadi was going to cover the adoption fees for a dog at the KC Pet Project.

"It was all his idea," said Tori Fugate, Chief Communications Officer at the KC Pet Project. "It was so heartwarming for a player to use his platform like this, and we were just hopeful that there would be lots of wins."

Indeed, there were plenty of wins to go around – 14, as a matter of fact – as the Chiefs punched their ticket to Super Bowl LIV in Miami. There was just one game left, but this time, Nnadi figured the one-for-one model wasn't going to cut it.

"It was a last-minute idea that hit me out of nowhere. The way I saw it, we had the biggest game in the world coming up, and if I was sponsoring one dog for a regular game, then this had to be the biggest gesture imaginable," Nnadi said. "It seemed like the perfect thing to do."

Nnadi called the Pet Project and told them he was covering the adoption fees for every dog in the shelter. That meant 109 dogs – not to mention the 14 already sponsored during the season – were suddenly available to families free of charge.

"We had a line of people waiting the day after the game," Fugate said. "We expected a big response locally, but we never expected this. People just kept showing up to adopt."

In hardly any time at all, all 109 dogs had a home because of Nnadi. In a matter of 48 hours, he had won a Super Bowl – tallying a tackle-for-loss in the game – and helped dozens of dogs find a better life.

That impact was realized less than a week later, as the KC Pet Project invited back every family that adopted one of Nnadi's sponsored dogs for a parade through the organization's facility. Nnadi took photos and got to know the lives he'd changed – including a three-legged dog fittingly named "Nnadi" by his new family – before presenting the crowd with a check for more than \$18,000, officially coming through on his pledge.

"It made me feel pretty good just seeing all these dogs have a second chance. They have families now that'll love them," Nnadi said. "It works the other way, too. These dogs will love these families, so it's not just helping dogs, it's helping people."

It all seems so simple, but it's a reality that Nnadi made possible.

"This was not only a great thing for Kansas City, it also inspired people to do things like this across the country," Fugate said. "This brought so much awareness to shelter animals looking for homes and it encouraged so many families to come out and adopt a new best friend. It's so wonderful."

It all started with Rocky, but in just a matter of years, Nnadi's love for animals has touched so many more.



(Tyreek Hill)

## **Chiefs receiver Tyreek Hill surprises KC frontline healthcare workers with free meals**

Sam McDowell

May 14, 2020

KC Star

The line exhausted after 45 minutes, and then these healthcare workers on the front lines of the fight against the coronavirus pandemic removed cell phones from pockets, huddled in front of Saint Luke's Hospital and posed for a picture.

"Tyreek!" a few of them shouted. "Come get in here!"

Chiefs wide receiver Tyreek Hill walked to the group, stood front and center and stretched his arms wide.

"I'm smiling," he said, a white mask covering his face. "You just can't see it."

A nurse removed her own mask, handed it to Hill and made an unusual request, one fitting of the times.

She wanted his signature — on the mask.

Hill obliged. And thus, one mask inside the hospital's neuro-oncology ward now reads: "Cheetah speed."

Hill spent Thursday morning at the location just off the plaza, handing out 100 meals to medical workers. Nurses and doctors lined up and met the recent Super Bowl champion. Hill wore not only a mask but gloves, giving people elbow bumps rather than handshakes.

"I'm always trying to uplift people," he said. "I always want to put a smile on people's faces. That's the main reason for it. I feel like the time we're living in now, a lot of people are down; a lot of people are sad. I'm always trying to bring a smile to someone's face."

Hill and his foundation partnered with Fuel Cafe, a Kansas City company, to provide the food. They served 100 workers. Fuel Cafe has previously provided prepared meals to workers at other hospitals, too.

The visit with Hill Thursday had been kept a secret inside Saint Luke's Hospital. Cassandra Stompoly, the unit's nurse manager, broke the news during a shift meeting earlier in the morning.

"It was very hard to keep it a secret," Stompoly said. "I knew it was going to be a big deal, so I wanted to make sure they had the same kind of reaction that most people would have to something like this."

The late reveal prevented them from wearing their favorite Chiefs garb or having football-related items on hand for Hill to sign. So they got creative. Hence the mask.

But a couple of maintenance workers came prepared. After the Chiefs won the Super Bowl, Duane Ferguson had a sign made commemorating an event he wasn't sure would ever happen. In bold white capital letters on a red background, the sign reads "Super Bowl Champs," along with the game's final score — Chiefs 31, 49ers 20.

Ferguson turned it into a magnet and sticks it on the maintenance cart he rolls down the facility's hallways.

It got a little more awesome Thursday when Hill added his signature to it.

"I might have to get it laminated before I put it back," Ferguson said, "so nobody smears it."

Hill told him another title would be coming. He'd have to update his sign. Such lighthearted moments provided a brief break from the reality of a pandemic that has kept people isolated for the better part of two months.

For Hill, too. He said he has developed a daily routine — a morning workout followed by time with his kids.

"It feels amazing just being around people again," Hill said. "Seeing their smiles and being around laughter, it makes me feel good. I'm always about energy, bringing good energy. It's fun. I love it."

(Patrick Mahomes and Tyrann Mathieu)

## **Chiefs stars Patrick Mahomes, Tyrann Mathieu vow to head up voter-registration effort**

Blair Kerkhoff

June 10, 2020

KC Star

Several NFL stars, including Patrick Mahomes and Tyrann Mathieu, have contributed to a powerful [Black Lives Matter video](#). They've shared their feelings about racial and social injustice on social media in the wake of George Floyd's death at the hands of Minneapolis police officers.

Now, the two Chiefs leaders will do even more.

"It's going to be much more than guys pitching football camps back home," Mathieu said. "I see a lot more guys really getting involved in their communities and pushing things forward."

To Mathieu and Mahomes, the starting safety and star quarterback of the Super Bowl-winning Chiefs, that means taking an active role in voter registration.

"It's a lot more than just protesting," Mathieu said. "You have to find a call to action. I think voter registration can impact a lot of people."

"If we can make voting cool, if we can make it a trendy thing, then we're really changing the future, setting these kids up for a great future. ... A lot of folks don't think that's cool. Maybe we can make it cool again."

As protests continue around the country, calls for easier and more voter registration have gained momentum in the sports world, especially in the college ranks. Last week, [62 Missouri football players](#) marched peacefully from the Mizzou campus to the Boone County Courthouse and registered to vote.

Georgia Tech has led a movement [to make Election Day, Nov. 3 this year, an NCAA mandated day off from practice to allow athletes to](#) vote.

Mathieu and Mahomes want to see what they can do to get professional athletes involved. They've spoken with Chiefs CEO and chairman Clark Hunt and team president Mark Donovan and have more discussions with teammates in the works.

"We really want to move forward with this," Mahomes said. "We're going to try to find the best way to give money or support or whatever it is to get as many people registered to vote, so they can go in and effect change."

Mathieu sees voter registration as a very worthy cause for the NFL and other sports.

“If we could get a program going, and to see 30 other football teams do it and 30 basketball teams do it ...” Mathieu said. “It’s going to be our duty, our responsibility, to understand that we may have a million dollars and maybe can fix some things to a certain extent.

“But to really see our kids have a future, to see young minorities hold great seats of power, that comes through voter registration.”



(Patrick Mahomes)

## **‘Enough is enough.’ Chiefs’ Patrick Mahomes said he will use his platform to speak out**

Sam McDowell

June 10, 2020

KC Star

A video that has sparked Chiefs quarterback Patrick Mahomes to jump full-fledged into the Black Lives Matter movement is one he still can’t bear to watch. Not completely.

But as the images of George Floyd’s death prompt action across the country, they’re also prompting a reflection of Mahomes’ own platform.

With permanent changes.

“Enough is enough,” Mahomes said via a video call with media Wednesday. “We gotta do something about this. I’m blessed to have this platform. Why not use it?”

Protesters have lined the streets of American cities since Floyd died in Minneapolis police custody on May 25. Mahomes said he has watched the nine-minute video only in parts rather than in entirety, saying, “it hurts me too much to my soul.”

Mahomes, 24, is the son of a black father and white mother, born in small-town Tyler, Texas. While he said he has not experienced less privilege because of his race, he has studied racial inequality — an education gleaned from conversations with his family and other important figures in his life.

In the past two weeks, he has been vocal in his support of the Black Lives Matter campaign to fight racial injustices, initially on his social media accounts and then via participation in a video aimed at the NFL, featuring teammate Tyrann Mathieu and more than a dozen other players. The players requested the league “condemn racism and the systematic oppression of black people.”

Mahomes is prominently featured in a powerful clip bolstered by his presence. Looking directly into the camera, he’s the first player to state the movement’s message: “Black Lives Matter.”

“That stuff needed to be said,” Mahomes said Wednesday of the video and his own statement on social media. “We needed to come together as players and show that we believe black lives matter. We believe this needs to be informed. We need to be the role models to go out there and take that step.”

Along with Mathieu, Mahomes said he plans to address voter registration issues, a blueprint that has not yet been diagrammed but includes ongoing conversations with Chiefs owner Clark Hunt and team president Mark Donovan.

The video featuring Mahomes and other NFL stars preceded an important shift in the league's stance — or at least its public stance — on a demonstration that reached its league back in 2016, when San Francisco 49ers quarterback Colin Kaepernick knelt during the national anthem before a game.

Mahomes commended the support he's received from the Chiefs and said he has personally spoken with NFL commissioner Roger Goodell. And a day after the players revealed their video, Goodell released his own 81-second video acknowledging the need for change.

"We, the National Football League, admit we were wrong for not listening to NFL players earlier and encourage all to speak out and peacefully protest. We, the National Football League, believe black lives matter," Goodell said in the video.

While not outright stated as a direct response to the message from Mahomes and his colleagues throughout the league, the precisely similar wording in Goodell's statement indicated it was exactly that.

"We think that's the first step," Mahomes said. "But we wanna make sure it leads to action."

(Alex Okafor)

## **‘America needs you, Mom’: KC Chiefs defensive end Alex Okafor speaks out for justice**

Alex Okafor

June 19, 2020

KC Star

*Alex Okafor is a defensive end for the Kansas City Chiefs, former Texas Longhorn and native of East Texas. He wrote the following to share with the audiences of The Kansas City Star and Fort Worth Star-Telegram.*

After an injury in Week 15 of the 2019 season, I watched my Kansas City Chiefs win the Super Bowl from the stands with my parents.

It was a heartfelt experience. There’s nothing that I wanted more than to be on the field, battling with my teammates. But being able to watch our team win, with my parents next to me, is an experience that I wouldn’t trade for the world. I wish time would have stopped and we could live in that moment forever.

Just a few months later, Mom was in the hospital, diagnosed with Acute Myeloid Leukemia. Because of coronavirus restrictions, we could not visit her in the hospital during her chemotherapy. Within three weeks, at only age 59, she was gone.

Soon after, so were three more African-Americans: Ahmaud Arbery, Breonna Taylor and George Floyd. At this point, I’m about to melt down. The pain from my mother’s death is sitting heavily on me, not to mention the rage that has taken over me since these slaughtering. I’m overwhelmed with so many emotions; all I wanted to do is crawl into a cave and hide while the rest of the world burns down.

Then I thought to myself, “What would Mom have done?”

Sonia Danette Alexander Okafor has always been my biggest role model. She grew up in East Texas, losing her mom at 9, and went to Grambling State University, majoring in criminal justice. She had grown up in the civil rights movement and experienced a lot of racial trauma post-segregation. She always made my brother and me aware of the racial injustices in this country. She did her best to prepare us for the obstacles to being Black in the suburbs of Texas:

*Don’t stay out too late.*

*Don’t wear durags in public.*

*Drive carefully while passing through Williamson County.*

*Put both hands on the steering wheel when being pulled over by the cops.*

She stopped at nothing to assure everyone in my family excelled. She had a kind heart and was always trying to improve society. She worked as a probation officer for 11 years and was certified as an alcohol and drug-abuse counselor. Later, she worked for a nonprofit organization finding housing for underprivileged families. I'm sure if she were alive today, she would say we need more organizations as such to help level the playing field.

She was one of the most courageous people I know. My dad moved from Nigeria at 19 and met my mom at Grambling. Shortly after marriage, his mother got sick and he wanted to bring her to the States for better medical care. But he wasn't a U.S. citizen yet, so Mom volunteered to bring my grandma back. My mom had never been to Nigeria, and the area my dad grew up in wasn't safe for foreigners. Nevertheless, she went and brought my grandma back seamlessly. That kind of courage and selflessness are what we need right now.

We also need more of her tolerance. Which reminds me of the story in which my dad brought home goat meat for the first time. In Nigeria, the head of a goat is considered a delicacy; my dad was saving it for a special occasion. When Mom opened the freezer door, she screamed: A goat's head was staring back at her! Initially, she was terrified, but she made it a point to learn about the Nigerian culture so she could understand my dad's upbringing. (She eventually came to eat goat meat but never would try that goat head.) She knew it wasn't fair to judge my dad without truly understanding where he came from.

We as a nation need to come together to learn more about one another's upbringing. The more we learn, the more sensitive we will be to other demographics' struggles.

Mom was a huge fan of Oprah Winfrey. She recorded every episode of her show and bought all her magazines. Nowadays, I get emotional every time I see or hear someone mention Oprah. I see my mom in her. Both are strong Black women who strive to make this world a better place. Oprah once advocated, "Turn your wounds into wisdom." This resonates with me because if Mom were alive, I believe this would be her advice for our country. We must learn from the recent murders if we want to end systemic racism in the United States.

After Mom passed away, I vowed that I'll stop at nothing to make her proud. I'll be the best man I can be while honoring her to the fullest. The first big step is making a legitimate effort to end racism in this country. As much as I wanted to cut off all news networks and social-media outlets so that I could mourn in peace, I know this is not what Mom would have wanted. Because of her, I'm writing this article. Because of her, I want to have this uncomfortable conversation about racism and inequality.

Mom worked as an alcohol and drug-abuse counselor for 11 years. There's a term in that field known as "emotional sobriety." In order for the Black community to take the next step, we must embrace these emotions of anger. We have to address our pain and agony in a way in which it doesn't eat at us anymore, but motivates us to take care of our own. We must practice emotional sobriety so that we can take these negative emotions and channel them into concise and conscious efforts. This includes voting, and not just in the presidential election.

Mom always urged me to go vote. If I had time in my schedule I would, but I never took it seriously. If I voted it was only because Mom kept bugging me. Growing up, mom used to always say, "If you don't like what's going on in your life, what do you plan to do about it?" Well, since my mother is no longer here to pressure me every election, I must take it upon myself to vote while encouraging others to do the same.



Mom, I love you. I'm more determined than ever to continue your work in creating a better society. A better America.

(Frank Clark)

## Why Chiefs star Frank Clark made special trips to feed the homeless on skid row

Sam McDowell

June 19, 2020

KC Star

On Easter morning, Chiefs defensive end Frank Clark woke up in his California home feeling the urge to do *something*. Feeling a nudge to help the neighborhood in which he spent much of his childhood.

But how?

As his family cooked a holiday meal, he left for Los Angeles' Skid Row — a well-known district in downtown L.A. — unsure of his plan.

"The first place I thought of was the pizza spot," he said.

The Skid Row residents — many of them homeless — had a celebrity delivery man.

Clark himself.

And this week, he repeated the gesture. Clark packed up his trunk with dozens of pizzas from Little Caesars, delivering them to his old neighborhood.

"Took care of my people today," he wrote on social media.

[Clark spent a portion of his childhood homeless](#) with his single mother, Teneka, he told The Star last September, a few months after he signed a five-year, \$105 million contract with the Chiefs. They stayed at Union Rescue Mission in Skid Row but bounced around to other shelters and motels, too.

He has made a point to remember his past, calling it a purpose. He paid for homeless guests to attend the team's home opener last fall, providing them a limousine ride to the stadium and seats in a suite.

In his first pizza delivery to Skid Row, over the Easter holiday, Clark and a friend rushed into Little Caesars during the midst of the pandemic and asked for as many pizzas as they could make. How about 100? He offered to buy pizzas from those inside the store who had already ordered.

On such short notice, the store said they could make 55 .

His jersey number.

“It’s a coincidence. It’s crazy,” he said. “... I went down there with my friend. He helped me pass out food to the homeless. We made sure we wore our protective stuff. But I feel like I’m more in touch with them than the average person. I know the streets.”

(Frank Clark)

## **Frank Clark to Pay Funeral Costs for Local Four-Year-Old Shooting Victim**

Matt McMullen

July 4, 2020

Chiefs.com

An unthinkable tragedy struck a local family this week when four-year-old LeGend Taliferro was shot and killed while he slept in his home, and as the community grieves a life cut far too short, Kansas City Chiefs' defensive end Frank Clark is doing what he can to help.

Clark is covering LeGend's funeral costs, [as reported by McKenzie Nelson of 41 Action News](#). According to Nelson, Clark has been in contact with LeGend's mother about how he can help. The Pro Bowl pass-rusher also tweeted a photo of young LeGend - who was described as having "the heart of a lion" by his mother – along with a message encouraging the community to remember and honor the four-year-old's memory.

"RIP young LeGend Taliferro. Crazy In the midst of a movement we still manage to do foolish things," Clark said in his tweet. "He was killed as he slept in his home due to gun violence. His mother, Charron Powell needs us. Let his name be heard."

Clark was a critical component of the Chiefs' championship campaign in 2019 - tallying five sacks in the postseason alone – but his impact was often felt well beyond the field. He gave away 150 backpacks and school supplies to kids in need last August, threw a Halloween dinner and party for local inner-city families in October and frequently gave back to the underprivileged community in Los Angeles where he grew up, providing families with food, cleaning supplies and hygiene products on a regular basis.

Now, as LeGend's family copes with the worst of circumstances, Clark is once again using his platform and resources to make a difference for those who need it.

(Patrick Mahomes)

## **Mahomes' new deal is a record, and the Chiefs have been right about him at every step**

Sam Mellinger

July 6, 2020

KC Star

Twelve years ago, Chiefs coach Herm Edwards was deciding between Brodie Croyle, Damon Huard and Tyler Thigpen as his quarterback.

Twelve years from now, Patrick Mahomes will remain under contract with the Chiefs.

Kids who just finished kindergarten will be in college when Mahomes' new contract expires. Kids who just finished fourth grade will be trying to intercept Mahomes, or perhaps blocking for him.

We knew this was coming. We didn't know *this* was coming, and not just that the news was broken by a woman who sold champagne for the Chiefs' front office celebration.

The Chiefs all but promised Mahomes' next contract would be historic, and they outshot that expectation — 10 years, with the contract kicking in after his rookie deal expires in two years, [according to ESPN's Adam Schefter](#). The deal is worth up to \$503 million — sports' first half-billion dollar deal — and includes \$477 million in “guarantee mechanisms,” with opt-outs if those aren't exercised, [according to NFL Network's Ian Rapoport](#).

This is the first time an NFL player has held sports' richest contract. No player has ever been tied to a team for a longer period of time. Chris Cabott, the president and COO of Steinberg Sports and Entertainment, helped negotiate a deal that will benefit not just his client but players across the league.

The contract is without precedent because Mahomes is without precedent. He is a league and Super Bowl MVP before his 25th birthday while playing the most important position in professional sports.

His worst season as a starter is either the time he threw for 5,000 yards and 50 touchdowns, or the time he led three consecutive double-digit postseason comebacks in winning the Chiefs' first Super Bowl since before his *father* was born.

Before Mahomes, the Chiefs were exactly good enough to lose in the playoffs.

With Mahomes, damn near anything is possible on any snap, in any game, in any season. A generation of Kansas City kids will graduate from high school knowing nothing but a world in which their local football team employs one of the greatest quarterbacks in league history.

What a time to be alive.



The Chiefs won Super Bowl LIV, return 20 of 22 starters, improved their already absurd offense, retained offensive coordinator Eric Bieniemy and signed Mahomes to what is effectively a lifetime contract. We don't know how defensive lineman Chris Jones' negotiations will end, but let's just say teams have had worse offseasons.

For Mahomes, he won the Super Bowl MVP, slammed many domestics during the parade, influenced Whataburger to expand to Kansas City, starred in a video that forced the commissioner to apologize and now has a contract that will make him his sport's richest player and benefit the league's other stars for years. Let's just say players have had less impressive stretches of five months.

You cannot have followed the Chiefs for more than a few years and not feel like the world has shifted. For years — for decades, really — the top of the league has felt close enough to see but too far away to touch.

The Chiefs made a lot of smart decisions. They hired a lot of good people. They employed stars, from Deron Cherry to Christian Okoye to Derrick Thomas to Priest Holmes to Tony Gonzalez to Justin Houston to Eric Berry. But none of it was enough.

In Andy Reid's seven years, the Chiefs have done more than merely be right on Mahomes. They drafted Travis Kelce and Tyreek Hill and Jones. They signed Mitchell Schwartz and Tyrann Mathieu in free agency. They traded for Frank Clark and Charvarius Ward.

But none of these things had an impact like being so undeniably correct about perhaps the most all-in decision in franchise history: trading two first-round picks and a third-round pick at a time when some believed they were better off adding to a team that had just gone 12-4 with a division championship.

The Chiefs were almost brazenly right with this — they began planning for this contract extension before Mahomes' first snap, and general manager Brett Veach called Mahomes the best player he'd ever seen before Mahomes' first season as a starter.

If they were wrong about Mahomes, they had basically no safety net. The Chiefs would be going with Andy Dalton or Cam Newton or Jordan Love at quarterback right now.

Instead, they have the league's best.

There is risk in everything. This is no different. Mahomes could be injured, or he could have already played his best two seasons. Andy Reid won't coach forever, and Mahomes is unlikely to be surrounded by this much skill-position talent for the rest of his career. If this is as good as it gets, then Mahomes and the Chiefs will each feel unfulfilled.

This is a percentage play. Because if Mahomes is not going to be widely regarded as one of the best few to ever do it by the time this contract is finished, we have yet to see the reason.

Defenses adjusted to him in 2019, and he had to compete through a knee injury that limited his ability to extend plays. He still threw for 2,752 yards, 21 touchdowns and six interceptions in 10 games after the injury, including the playoffs. The Chiefs averaged more than 30 points in the postseason.

The only professional disappointment he's suffered so far is the time the 2018 Chiefs' defense beat him in the AFC Championship Game.

Mahomes is outrageously talented but also intensely smart. He has shown himself to be at his best in the biggest moments, with a natural leadership that won over a locker room filled with older teammates almost immediately. He won a league MVP trophy in his first year as a starter, and then worked harder and became even more effective.

Just spitballing, but the likeliest reasons for Mahomes' career to be sidetracked from historic are injury, his work ethic fading with success and the Chiefs failing to surround him with enough talent.

The first is true with any athlete, the second has so far gone the opposite way, and the Chiefs' GM is just 41 years old.

Guarantees don't exist, but which way would you bet about whether the Chiefs just locked up one of the best 10 quarterbacks of all time?

The Chiefs have been right about Mahomes every step so far. He's given them nothing but reasons to believe that the biggest contract in league history will also be one of the best.

(Patrick Mahomes)

## Patrick Mahomes' Contract Extension Hits Chiefs' Fans Differently, and Here's Why

BJ Kissel

July 7, 2020

Chiefs.com

It's done. The best football player in the world will stay in Kansas City for the foreseeable future.

The news of Patrick Mahomes' historic contract extension hit the internet Monday morning and social media caught fire, and for good reason.

It wasn't a surprise that it happened – nobody thought it wouldn't eventually, but the deal still raised plenty of eyebrows all across the country, and for multiple reasons.

The guy with the best start of any player in NFL history – the NFL MVP Award in his first year as a starter, and then a Super Bowl MVP following three-straight playoff comeback wins of double-digits in his follow-up campaign, was always going to be the highest paid player in football.

It's the nature of the position and his resume to this point. But the details – mainly the length of 12 years he's now under contract – means the professional career and continued story of the best football player any of us have ever seen (to this point) will forever be a Chiefs' story - a Kansas City story.

It means the kind of moments we've all experienced over the last two years have just begun. The crazy throws, the electrifying runs and improbable comebacks, are just getting started.

Kids who can't read right now will be driving cars when Mahomes' newest contract is up. Husbands and wives who haven't even met yet will get married and start a family before he could even possibly go to another team. And Mahomes' future Chiefs' teammates who will be a part of his 2030 Super Bowl run – to be watched by more than 100 million people – aren't barely teenagers and haven't yet played in front of even 1,000 people.

In addition to that, Mahomes didn't just sign the largest contract for a *football* player of all-time, he signed the biggest contract for any athlete, ever – surpassing the Los Angeles Angels' outfielder Mike Trout's mega-contract signed last year.

Mahomes, who [put up this video on his social media accounts](#) following the announcement, stated that they're "chasing a dynasty" right now.

It's the same word – dynasty – that players like Travis Kelce, Frank Clark and Tyreek Hill were using on the field and in the locker room following the Super Bowl victory down in Miami a few months ago.

No team has won back-to-back Super Bowls since the 2004-05 New England Patriots, and no team has ever won three Super Bowls in a row. In fact, the prop bets have already begun on the over/under on number of titles the Chiefs will win between now and the end of this contract.

This contract, which Mahomes made sure would be structured in a way that his teammates can still get paid and talent can still be added around him, will be talked about forever. It's history-making.

If you're a college kid wanting to be a sports agent, you're going to learn about what Mahomes' representatives - Chris Cabott, Leigh Steinberg and the folks at Steinberg Sports and Entertainment – were able to pull off.

A football player is the highest paid athlete in the world for the first time, ever. They negotiated the biggest deal anyone has ever seen, and everyone came out looking good.

You'll also learn about what Brett Veach, Brandt Tilis, Chris Shea and company were able to do on the Chiefs' side. It's the longest deal in football history. It's the biggest deal in football history, and from all accounts by those familiar with contracts, salary caps and future business planning, the deal is a win-win for both parties.

Neither side comes out looking selfish or bad—something Veach noted in his media availability is unique considering the size and impact of the deal.

Veach shared the story of Tilis coming down to his office last Spring, not long after Trout's deal with the Angels was signed and said that Mahomes "was going to get a baseball contract."

He did, and current and former players across the league have been united in saying, "He's worth every penny."

It took years to negotiate this deal, and the price kept going up with each touchdown and comeback win—something Veach said they all laughed about over the past couple of years, but now it's done, and the Chiefs say they have flexibility to win in the present, and the future.

This was a "legacy-deal, not a cash deal," Veach noted.

But one of the underrated storylines of this contract is also the validation it gives Mahomes for a decision he made years ago as a teenager – giving up the guarantee of more than a million dollars to pursue professional baseball right out of high school.

Mahomes had that opportunity, but he wanted to chance to continue his passion of playing football in college at Texas Tech and so he passed it up. He bet big on himself in a way that a lot of others might not have, and he was rewarded for it.

Less than six years later and only five as a "full-time football player," Mahomes surpassed that financial mark by more than 500X's and doesn't seem fazed by any of it.

Before Mahomes, the Chiefs hadn't drafted a quarterback that started and *actually* won a game for them in more than three decades. They had *never* drafted a quarterback who won a playoff game for them.

It was a thing. It was discussed every year around the draft.

*"Would the Chiefs draft a quarterback in the first round for the first time since 1983?"*

Well, they did, and it was worth the wait.

In his two years as a starter, Mahomes has started five postseason games – going 4-1 while scoring 16 touchdowns and tossing just two interceptions—just to hit the tip of his long and distinguished resume—*at 24 years old*.

The record books will keep being written by the reigning Super Bowl MVP and current face of the NFL.

There's another big reason this move just hits differently for Chiefs' fans. They've had to endure some of the worst playoff losses and off-the-field tragedies of any fan base in the entire league over the past few decades. They deserve this time.

From Joe Delaney and Derrick Thomas, to the no-punt game, missed field goals, phantom hits to the quarterback's head and the most-sudden "forward progress" call in football history, any many, many more, through it all, this fan base has remained loyal.

They show up to games – not to watch, but to participate – and created an atmosphere that's praised by outsiders who pop in to visit Arrowhead Stadium to see what the fuss is all about. They quickly learn and the mystique carries on.

But now, that same stadium - born of a defensive identity led by the tenacity of No. 58 coming off the edge – will continue to echo the cheers and shouts of disbelief in watching another player born of special skill and character, and another one they can call their own.

Patrick Mahomes is the best player in football. He loves being a Chief and absolutely loves being a part of this community—something he mentioned multiple times as to why he signed a deal that would keep him in town for the next 12 years.

He's chasing a dynasty, and we get to witness the journey—something we should never take for granted, because after all, we know better than most how rare this really is.



(Patrick Mahomes)

## **‘A watershed moment’: The meaning behind Patrick Mahomes’ Royals ownership**

By Alec Lewis and Nate Taylor

July 28, 2020

The Athletic

KANSAS CITY, Mo. — Angel McGee was sitting at her desk at the Kansas City Urban Youth Academy on Tuesday morning when an internal news release pinged her phone. She glanced over and saw the name all of Kansas City has come to revere in connection with ownership of the city’s baseball team. She wasn’t sure whether she was seeing things.

“I was like, ‘Hold on, did I read this right?’” McGee said.

She shifted from her phone to her monitor, furiously clicking her email to enlarge what she semi-could-not-believe she had read. Sure enough, the news was real: Kansas City Chiefs superstar quarterback and Super Bowl MVP Patrick Mahomes had been announced as the newest member of the Kansas City Royals’ ownership group.

McGee, the Urban Youth Academy’s manager of communication and outreach, continued reading. There was a statement from Royals principal owner John Sherman, lauding Mahomes’ leadership. There was a statement from Mahomes himself, explaining his vision to deepen his roots within Kansas City. McGee’s jaw remained dropped.

The wowed reaction Tuesday, of course, was widespread across Kansas City. Bob Kendrick, the president of the Negro Leagues Baseball Museum, was playing a round of golf Tuesday morning when he learned Mahomes became a part owner of the Royals. He, too, was ecstatic. It wasn’t just the marriage between two of Kansas City’s civic institutions. It was also the idea that Mahomes, of biracial heritage, became a part owner in the major leagues during the moment in which America resides.

“The timing,” Kendrick said, “just seems to be so appropriate.”

Kendrick first met Mahomes in 2017, a few weeks after the draft. Mahomes, as part of the Chiefs’ annual program to educate new players on the history of professional athletes, toured the Negro Leagues Baseball Museum. Kendrick shared stories of Jackie Robinson entering the major leagues in 1947, Henry Aaron starting his Hall of Fame career in the Negro Leagues and Andrew “Rube” Foster, the former Black pitcher who led seven other owners in establishing the Negro National League 100 years ago.

“If you’re African American or Hispanic and you play a team sport in this country, it all starts with the Negro Leagues,” Kendrick said. “I don’t think that’s been lost on Patrick. He understands his father’s role in this sport as an African American.”

Indeed, Mahomes' father, Pat, pitched in the major leagues for 11 seasons. He would become pals with fellow pitcher LaTroy Hawkins, who would watch Mahomes take the field as a Chiefs quarterback months after Mahomes' visit to the museum.

As Mahomes no-look-passed his way to being looked upon as one of football's next greats in 2018, Hawkins watched his godson's love for Kansas City grow. Success early in 2019 only amplified that love, which started to show in the form of nods to the city's roots.

In October, Kendrick received a phone call from an official from the Chiefs. Four days later, Kendrick delivered to Mahomes a replica No. 25 jersey from the 1942 Kansas City Monarchs. Mahomes wanted to wear the No. 25 Monarchs jersey when he entered Arrowhead Stadium last season before the Chiefs hosted the Indianapolis Colts in a prime-time game. He wanted to honor Leroy "Satchel" Paige, the Hall of Fame pitcher who had donned it before the major leagues' color barrier was broken.

"It's just cool to know that when I go to Kansas City that he's there and he's making an impact on everybody that he comes in contact with," Hawkins, also a special assistant within the Minnesota Twins organization, said. "For me, that's the most important thing. I don't know much about football — other than what he's taught me over the years — but I do know that having relationships and doing your part to give back to the community and investing where you're going to be employed at is very important."

While Mahomes was parading the Chiefs to victories in winter 2019, a sale was surfacing across the Truman Sports Complex lot. Sherman, a Kansas City businessman who had given back in the form of his support for Teach for America and the Truman Library Institute, among many other philanthropic endeavors, was set to purchase the club.

He was introduced as the new owner in November. A few months later, Mahomes' parade of victories turned into an actual parade. For the first time in 50 years, on Feb. 2, the Chiefs won the Super Bowl. Spring's absence of sports — and the Royals, specifically — because of the COVID-19 pandemic gave way to conversation about a potential long-term contract for Mahomes. Meanwhile, Mahomes was conversing about baseball.

He asked Hawkins about his job with the Twins as their special assistant in the baseball operation. Mahomes, as the Chiefs' top representative in the NFL's players union, was also intrigued to get Hawkins' thoughts on how the MLB was building its approach and procedures to start its shortened season amid the coronavirus pandemic.

"I hope you guys get it right so we can play football," Mahomes told Hawkins. "What kind of testing are you guys doing?"

At some point, the conversation shifted toward an opportunity that had arisen, one for Mahomes to purchase a piece of ownership with the Royals. He and Hawkins talked about it. Mahomes also discussed the idea with his agents, Chris Cabott and Leigh Steinberg, and even his dad.

"I always tell him, if it feels right and it makes sense, that's what matters," Hawkins said. "Everybody doesn't get that opportunity to be able to become a part owner of a professional team in any sport."

That conversation was shelved in the days after May 25, the days following George Floyd's death. On his social media platforms, Mahomes expressed sadness about the deaths of Floyd,

Ahmaud Arbery and Breonna Taylor while also condemning police brutality, social injustice and racial inequality. Mahomes also gave his support, along with other star NFL players, for the Black Lives Matter movement.

Kendrick observed Mahomes' stances and marveled at them. At the same time, he was participating in conversations among the Royals brass, which was listening and learning itself.

Reggie Sanders, a special assistant with the Royals, hopped on Zoom calls with leadership from the top to Urban Youth Academy employees such as McGee to even players. They discussed diversity, inclusion and equity. Among all of MLB, one glaring issue was obvious: the very small presence of minority owners.

That number grew by one with Tuesday's news, which goes lengths toward explaining McGee's reaction.

"Now we're in this stage of equity," Sanders said. "The thing that never was in the forefront of that was the equity piece. Equity in terms of thought, in terms of policy, governorship and action. Inside of our organization, we're trying to be intentional about our practices in terms of who we bring on. So the Patrick Mahomes scenario is very fitting to that pragmatic equity solution."

Kendrick, thinking through the news on the golf course, was not surprised to see that pragmatism because of the people involved. There's Sherman, who has long embraced the Black culture and heritage of baseball. And there's Mahomes, who is aware of his potential impact beyond the turf.

"It couldn't have come at a better time because of what's going on in America at this particular moment and what has transpired — and has been transpiring for a long time — but most recently with the George Floyd situation," Hawkins said. "It's another indication of being able to push the needle, being about to create a legacy and showing Black people that you can do it, it's possible."

"I wish I had done more when I was playing, but he's comfortable in himself to be able to be a trailblazer. It's important because now we see somebody that looks like us that is able to own part of a team. He gives hope."

In saying that, Hawkins referenced young boys and girls, those of whom the Urban Youth Academy works to develop. McGee, thinking of the time, said this news "couldn't be more perfect."

"This allows us to show our kids — look at the face, a face that resembles a lot of you," McGee said.

On Tuesday, when the news broke, when McGee was fumbling around her desk and Kendrick was beaming at the golf course, Hawkins and Mahomes texted each other.

"I want to build something special (with the Royals)," Mahomes told Hawkins.

Hawkins' response conveyed the importance of the draft and player development, of building from within. In essence, this is exactly what Mahomes has done civically in becoming a part owner for the Royals.

"This is, I think," Kendrick said, "a watershed moment for sports here in Kansas City."

(Chris Jones)

## **Chris Jones plans to collect sacks, rings after 4-year deal with the Chiefs**

Nate Taylor

July 20, 2020

The Athletic

KANSAS CITY, Mo. — In his first public comments to reporters since becoming a champion, Chris Jones took a quick pause from speaking Monday during his Zoom video conference. As one of the Chiefs' most vibrant players, Jones, the star defensive tackle, flashed his wide smile before praising general manager Brett Veach. Jones, with all his swagger, called Veach, the man who helped execute his lucrative contract last week, his dog, further fortifying their already strong relationship.

Since the Super Bowl, Jones never wanted to leave the Chiefs, even though he could've become an unrestricted free agent. The Chiefs, led by Veach, wanted to keep Jones, who at age 26 is expected to enter the prime of his career.

On Monday, the two parties celebrated once again, via Zoom, after Jones signed his four-year, \$80 million deal Wednesday, a contract that has the potential to bring him as much as \$85 million through incentives. At each step in his five-year career, Jones has been an overachiever, becoming a rare premier interior pass rusher, breaking the NFL record for consecutive games with at least one sack and even convincing his employer to forgo a season on the franchise tag. After Veach and the Chiefs demonstrated their faith in him, Jones was eager Monday to share what he wants to accomplish through his new deal. Jones wasn't afraid to raise the expectations on himself to as high as they can be.

"It's about having a Hall of Fame career, getting a gold jacket," he said in a calm manner. "Honestly, if somebody would've told me you can choose \$20 million or 20 sacks this year, I'd choose the sacks every day. That's where my mind and heart is at — getting sacks, winning championship rings and having fun.

"The game is bigger than just money. It's my passion, and I want to get the gold jacket, man."

Though Jones is a lovable personality in the Chiefs' locker room, he also understands the legacy he can create for himself by helping the franchise win multiple Super Bowls.

He desires to earn the league's defensive player of the year award within the next four seasons. He has dreamed of being the league's leader in sacks, with the crowd inside Arrowhead Stadium roaring as he devours opposing quarterbacks. He wants to one day be at an event alongside superstar quarterback Patrick Mahomes and star defensive end Frank Clark — two of his closest teammates — in which all three men show multiple Super Bowl rings on one of their hands.

In the past month, several members of the Chiefs have been open about the franchise's desire to become the NFL's next dynasty. Jones was the latest person Monday, as he described the text message he received from Mahomes on July 6, the day the quarterback signed the largest contract in sports history.

"As soon as his deal got done, Pat texted me and said, 'Hey, let's get this thing done; I left something on the table,'" Jones said. "That's when I had the feeling that me and the Chiefs were going to work something out."

Mahomes allowed the Chiefs to structure his 10-year extension — by in essence spreading out at least \$477 million over that time — by having the deal start after the 2021 season. That decision gave the Chiefs the short-term salary cap flexibility to offer an extension to Jones.

When Jones agreed to his extension, Mahomes sent him a short text message Tuesday that was full of excitement: "*Let's fucking go!*"

Jones appreciated Mahomes' loyalty to him at every stage of the offseason.

"For me, it was just about the understanding that me and Pat have about bringing a dynasty in Kansas City," Jones said. "We both have the same goal of building something special in Kansas City with Coach (Andy) Reid and all the talent we have. We all have the same mindset: We want to keep this team together."

Veach's message to Jones and his agents, Michael Katz and Jason Katz, was one of patience after the men met during the NFL Scouting Combine. Similar to everyone in America, the men were forced to adjust their plans and the negotiation for an extension after the coronavirus became a pandemic that impacted the business of every industry. Veach felt the Chiefs needed as much time as possible before the league's franchise tag deadline Wednesday to better understand the potential changes to the salary cap in future years if the league loses significant revenue this upcoming season.

Jones, similar to Mahomes, gave the Chiefs some immediate cash flow help by not receiving a signing bonus upon signing his contract. His base salary for the season also stays at \$16.1 million, which is what he would've made on the franchise tag.

"We were driven and determined this whole time," Veach said. "Our plan was to do a lot of the things we've done this offseason. Right at the top of that list was Pat Mahomes and Chris Jones — and everyone knew that. You just don't draft these guys year after year. Chris is not a guy that you can just find in any draft. When you have a player that talented, that special, we were determined to make sure Chris Jones was a Chief."

In the past two seasons, Jones has been the Chiefs' best defensive player, recording 24.5 sacks and 27 tackles for loss during that stretch. Since 2018, Jones has earned the second-highest pass-rushing grade (91.4), according to Pro Football Focus. Only Aaron Donald of the Los Angeles Rams has more sacks (52) than Jones (33) among defensive tackles since 2016.

Listed at 6-foot-6 and 310 pounds, Jones is one of the quickest and strongest defensive tackles in the league. He also has been a major contributor for the Chiefs without having to record a sack. In the Chiefs' comeback victory in the Super Bowl, Jones produced perhaps the best performance of his career, deflecting three passes to keep the San Francisco 49ers scoreless in



the fourth quarter. He also pressured 49ers quarterback Jimmy Garoppolo into throwing an interception before halftime.

“He’s unblockable as an interior pass rusher,” Veach said of Jones. “With his size and athleticism and his quickness, it takes two guys to block him. All you have to do is turn the Super Bowl on and see what he did against a very good 49ers team.

“He’s a young guy, and we certainly feel that he’s going to keep getting better and better and better. When we announced, via Twitter, that we signed him, (one of) his goals were to be defensive player of the year. If he can stay healthy and stay on this upward trajectory, there’s no doubt in my mind he has all the tools needed to do that.”

Since Jones is so confident and exuberant, Reid said he can understand why some opponents, analysts and fans might have misconceptions about work ethic and professionalism. But Reid described Jones as a brilliant defender, a player who enjoys studying, performing his best in the game’s biggest moments and having his teammates rally around his enthusiastic voice.

“He’s very talented, and he brings a great personality to our team,” Reid said of Jones. “Nothing is impossible in his mind, and that’s the way he goes about it. I’ve been proud of the commitment he’s given to the organization and how he’s handled himself.”

The biggest example Reid and Veach shared of Jones’ mature devotion to the Chiefs was *actually last offseason*.

In seeking an extension last summer, Jones wasn’t with his teammates when the Chiefs began their offseason program. He stayed away when the team held its organized practices and even took an \$88,650 fine for skipping the team’s mandatory minicamp. But Jones ended his holdout at exactly the moment the Chiefs held their first team meeting at the start of training camp. He respected Reid enough not to be a distraction for the team, and he wanted to do his part to learn the Chiefs’ new 4-3 base scheme under new defensive coordinator Steve Spagnuolo. Jones was also willing to share and exchange pass-rushing techniques with Clark, whom the team acquired via a blockbuster trade and signed to a five-year, \$105.5 million contract.

“It would’ve been very easy for Chris to show up late or to complain,” Veach said. “But Chris was dedicated to this team, he wanted to win the Super Bowl and the really cool thing — and Coach and I talk about this all the time — was how was Chris going to handle the first few weeks of practice with Frank. Within a few days, I remember being at training camp last year and seeing Frank and Chris just hit it off.”

Before signing his contract, Jones loved his relationship with the Chiefs. Beyond Veach and Reid, Jones expressed his gratitude for Brandt Tilis, one of the team’s salary-cap specialists who helped figure out how to ensure the extensions for Jones and Mahomes worked in concert. Jones acknowledged Ryne Nutt, too. As the director of college scouting, Nutt was instrumental in the Chiefs identifying and selecting Jones in the 2016 NFL Draft.

Five days after signing his contract, Jones believes his deep love for the Chiefs can only grow.

“I always wanted to stay with the Chiefs,” he said. “It’s not about being the highest-paid player. It’s about getting what you deserve. Thankfully, I’m here for the long haul.”

(Patrick Mahomes)

## Chiefs star Mahomes having 2020 nobody will soon forget

Dave Skretta

August 10, 2020

The Associated Press

KANSAS CITY, Mo. (AP) — The world is in the grips of the worst pandemic in more than a century, the country is going through the kind of social upheaval unseen in decades, and the vast majority of people would prefer 2020 just grind to an end.

Patrick Mahomes might be having the best year of anyone.

The Chiefs quarterback began it by leading the franchise to its [first Super Bowl championship in 50 years](#), a game in which he cemented his status as the league's premier quarterback by rallying his team past the San Francisco 49ers in the second half and earning [the MVP award](#) on a warm February night in Miami.

Mahomes proceeded to sign [a record-setting 10-year contract extension](#) that could pay him nearly a half-billion dollars, yet managed to structure it so that the Chiefs could continue to afford talent around him. He used some of that money to [buy a piece of the Kansas City Royals](#), allowing the son of former major league pitcher Pat Mahomes to fulfill a baseball itch and simultaneously endear himself to his adopted hometown on a whole new level.

He played in the celeb-studded American Century Championship, finishing in [a respectable tie for 38th](#) in Lake Tahoe. His social media following [has grown exponentially](#). He's become the face of the NFL after just two full years as a starter.

"It's been a crazy time for sure," Mahomes said in a wide-ranging interview with The Associated Press. "The pandemic and the movements across our country — it's been different. We won the Super Bowl. That was awesome. The parade and everything, and then the world changed. You're able to step back and think about a lot of different stuff, and then go out there and try to be the best person you can be every single day."

That isn't just hyperbole. And make no mistake: The year hasn't just been one long party.

As the new player representative for the Chiefs, Mahomes had a major voice in negotiations between the NFL and its players' union on return-to-play protocols. He has expressed his [support for the Black Lives Matter movement](#), and along with Chiefs safety Tyrann Mathieu, he has spearheaded a voter registration effort in Kansas City.

"I think the whole point of 2020 is you never know what's going to happen the next day," Mahomes said. "You try to do your part to make the world a better place. It's a different time in the world. You have to talk about these things."

All of which makes the confines of Arrowhead Stadium a sanctuary these days.

The Chiefs are entering the meat of training camp, with veterans joining the rookies and full-contact padded practices about a week away. The moment Mahomes walks through the doors — and gets his temperature checked and picks up his tracking device and all the other things that football in the age of COVID-19 entails — he can be just one of the guys for a couple of hours.

He can joke with his wide receivers. He can throw behind-the-back passes to offensive linemen. He can throw out the most audacious suggestions for coach Andy Reid, who quite often turns those thoughts into equally audacious plays.

“He brings a different energy, a different style to the game that even I was a little more accustomed to, just going out and playing ball in the backyard-type football,” said Chiefs tight end Travis Kelce, one of Mahomes’ best friends on the team. “I think it’s a fun time to be a Kansas City Chief and it’s because 15 is in the building, for sure.”

Not just be a Kansas City Chief, but be a fan of the Kansas City Chiefs.

“It’s exciting to know that he’s going to be here forever,” Chiefs offensive lineman Mitchell Schwartz said. “Obviously, the Royals ownership stake just cements him more into the city. There’s a pretty special connection.”

Mahomes is not exactly a reluctant superstar. He bought a Ferrari 812 Superfast, which has a starting list price of about \$350,000. He spent the summer months embracing the boating life with his longtime girlfriend, Brittany Matthews.

He hasn’t let all the trappings go to his head, though. He grew up around professional athletes, often trailing his dad into major league clubhouses. His down-to-earth parents have made it a point to keep their high-flying son grounded, as if his very nature would allow Mahomes to think he’s better than anyone else.

“You know how he’s wired,” said Reid, who couldn’t help but grin when asked about the Royals purchase. “He loves baseball, so it’s a match. I joked with him that he can’t play and do both, but he can be part-owner of one and play the other.”

Now that training camp has begun, Mahomes insisted that his focus is squarely on football. Even with a pair of starters opting out in running back Damien Williams and offensive lineman Laurent Duvernay-Tardif, the Chiefs return 18 of 22 who started during their Super Bowl run, and expectations are high for a repeat — or three-peat, or four-peat, or five-peat.

Tyreek Hill and several other players have made such a run of championships their goal this offseason.

Mahomes is the unquestionable linchpin for the Chiefs becoming a Patriots-like dynasty

“Obviously winning the Super Bowl and how fun it was, the adversity and overcoming, we’re trying to have that same mentality. We understand it’s going to be hard,” Mahomes said. “I think the biggest thing is just starting over. You start with a blank slate. You go through the process of being the best quarterback you can be every day. You accept the challenges.”

Then you get back to work.

(Travis Kelce)

## **An Extension In-Hand, Travis Kelce Continues Path to All-Time Greatness in KC**

Matt McMullen

August 14, 2020

Chiefs.com

Travis Kelce gazed out across the crowd in the midst of his legendary speech at the Kansas City Chiefs' championship parade back in February. His words were both hilarious and powerful, punctuating a truly unforgettable celebration with an address nobody will soon forget.

"I just want to say I love you all," Kelce said as his words boomed from Union Station. "I love this team."

The speech fueled the party for the next several minutes, and as the confetti flew and Beastie Boys' lyrics were belted, Kelce's genuine affection for his home of seven years was clear as ever.

That love was demonstrated yet again six months later as Kelce signed a contract extension with the Chiefs on Friday that will keep the All-Pro tight end in Kansas City through the next six seasons. The move further positions the reigning Super Bowl Champions for a run at multiple titles, and for Kelce, it means he can continue to chase down all-time greatness in the red and gold.

In fact, it's not hyperbole to suggest that Kelce is already among the best to ever play his position in NFL history.

No tight end has ever amassed more than Kelce's 6,465 receiving yards through their first seven seasons in the league. He's the fastest tight end in NFL history to 500 catches – doing so in just 95 games – and with another 1,000-yard campaign in 2019, Kelce became the only tight end in the history of the game to reach the milestone in four-straight seasons.

The past two seasons, in particular, have been especially prolific. His 2,565 yards through the air are fifth among all players in that span, trailing only the New Orleans Saints' Michael Thomas, the Atlanta Falcons' Julio Jones, the Arizona Cardinals' DeAndre Hopkins and the Tampa Bay Buccaneers' Mike Evans.

His consistency in that time is equally remarkable, as Kelce has racked up at least 60 receiving yards in 26 of his last 32 regular-season games. For context, only Jones has accomplished that same feat since the beginning of the 2018 campaign.

And as unprecedented as the on-field exploits are, Kelce's desire to give back to the Kansas City community has been even more substantial. Through his foundation – Eighty-Seven & Running – Kelce has changed the lives of children and families throughout the metro,

specifically through his support of Operation Breakthrough, where he helped open a robotics lab back in 2018.

The lab provides more than 300 area students with an educational opportunity that they would have never had otherwise and earned Kelce NFLPA Community MVP of the Week honors following its grand opening, adding yet another accolade to a career chock-full of them.

The Lombardi Trophy also joined that collection last season, as Kelce played an instrumental role in the Chiefs' three postseason double-digit comebacks with four touchdowns and 207 yards through the air. It all led to Kansas City's victory in Super Bowl LIV, which brings us back to Kelce's speech for the ages.

"This the most beautiful scene I have ever witnessed in my life," Kelce said as he wrapped up his remarks at the championship parade. "I love this city to death. I promise you, from here to the end, I cherish every moment with you all."

A contract extension now in hand, there are plenty of those moments left.



(Travis Kelce and Patrick Mahomes)

## Travis Kelce's four-year extension with Chiefs lengthens bond with Pat Mahomes

Nate Taylor

August 13, 2020

The Athletic

KANSAS CITY, Mo. — Since they became teammates in 2017, Travis Kelce and Patrick Mahomes have had a small tradition reserved for when the Chiefs open their training camp. As a way of expressing their excitement for the new season, both men smile and laugh as Kelce, the star tight end, gives Mahomes, the superstar quarterback, a piggyback ride as they enter the practice fields.

One of the Chiefs' biggest *bromances* just happens to be one of the NFL's most dominant duos.

Over the past two seasons, Kelce has collected the most receptions from Mahomes' gifted right arm, and together, they led the Chiefs to their first Super Bowl victory in 50 seasons.

Meanwhile, this summer has featured Kelce and Mahomes golfing together and they vacationed together in Nevada, as well as holding their usual workout sessions.

And now both players, before their summer concluded, made sure they remained co-workers — and piggyback partners — for several years.

Following [Mahomes' contract extension last month](#), Kelce agreed Thursday to a four-year contract extension with the Chiefs worth \$57.25 million, a source confirmed to *The Athletic*. The deal, which Kelce is expected to sign Friday, includes \$28 million in guarantees.

When the Chiefs started camp, Kelce voiced his desire to play alongside Mahomes for the remainder of his career.

"I'm a big fan of Pat's," Kelce said of Mahomes, the reigning Super Bowl MVP, two weeks ago. "I think he's the best player in the NFL. You can't tell me there's a better quarterback than him, that's for sure. He led us to a Super Bowl because he is that. It's a fun time to be a Kansas City Chief, and it's because 15 is in the building."

Kelce's deal was the latest benchmark in a busy offseason for the franchise, as the Chiefs were able to accomplish their grand mission of keeping most of the team's star players together for this season and beyond. Just as Mahomes did last month with his historic 10-year extension, Kelce gave the Chiefs an advantage in terms of their salary cap sheet by not having his extension begin until after the 2021 season. Even when Kelce begins his extension, the Chiefs know he will not be the NFL's highest-paid player at his position, although he has the statistical production worthy of such a distinction.

Hours before Kelce agreed to his deal, star tight end George Kittle agreed to a five-year contract extension with the San Francisco 49ers that can bring him as much as \$75 million — making him the league’s highest-paid tight end — with \$30 million guaranteed.

In late January, just before the Chiefs faced the 49ers in the Super Bowl, four NFL coordinators spoke to *The Athletic* to compare Kelce and Kittle.

“They are both outstanding,” one coordinator said. “Kelce is probably the most difficult guy to defend, and part of that is, when you get ready to play them, you have to defend two routes. There is the route Kelce is running normally, then there is the one he runs after Mahomes starts moving in the pocket and scrambling and doing all that. You have a guy completely covered, then bang, the quarterback moves and he changes direction and he takes off. You are in a bind.”

In the Super Bowl, Kelce statically outperformed Kittle. The six times Mahomes targeted Kelce led to six receptions for 43 yards, including a fourth-quarter touchdown. Kittle finished with four receptions on seven targets for 36 yards.

Throughout the Chiefs’ postseason run, Kelce played at his best when the team was trailing, as he collected 19 receptions for 207 yards and four touchdowns.

“The biggest thing for us is just being who we are,” Mahomes said of playing with Kelce before the Super Bowl. “That’s something we do every day. We take advantage of every single rep, we let our personalities show and try to find a way to win in any way possible.”

When Mahomes learned of Kelce’s extension, he celebrated on his Twitter account by posting a GIF of himself jumping and patting his teammate’s helmet after they connected for a touchdown during the 2018 season. Mahomes’ message to his Twitter followers was just three words and seven exclamation marks: “6 MORE YEARS!!!!!!”

On critical third-down plays, Mahomes relies most on Kelce, who is faster than linebackers and bigger than defensive backs while running smooth routes in the middle of the field. One way coach Andy Reid has maximized the talents of Kelce, who is listed at 6-foot-5 and 260 pounds, is by having the tight end line up as a receiver on the perimeter on more than one-fourth of his snaps last season, according to Pro Football Focus.

Such advantageous matchups have led Kelce to record, since 2017, 100 receptions in which he gained at least 15 yards, 31 more times than any other tight end during that stretch. As Mahomes enters the prime of his career, he and Reid are confident that Kelce will continue to be a reliable receiver, particularly in the red zone.

Kelce is also the first tight end in league history to record at least 1,000 receiving yards in four consecutive seasons.

“He’s definitely one of the best I’ve ever played with, and I’m blessed to have him on this team,” receiver Tyreek Hill said of Kelce last season. “He makes all of us better. He’s passionate with everything that he does, and he loves the challenge.”

For Kelce, the extension allows him to have a similar career as Tony Gonzalez, the Hall of Fame tight end who spent his first 12 seasons with the Chiefs. The two men have been friends throughout Kelce’s eight-year career, and Gonzalez has always provided lessons and

encouraged Kelce to accomplish more and build a greater legacy in Kansas City than even he did.

In 2018, Kelce broke one of the franchise's single-season records, which Gonzalez held, by recording 1,336 receiving yards during Mahomes' first season as the Chiefs' leading man. Kelce also broke Gonzalez's record for the most receptions (103) in a season. When last season ended, Kelce had captured what eluded Gonzalez's illustrious career: a Super Bowl victory.

If Kelce, 30, reaches the end of his extension, he will have played 13 seasons in a Chiefs uniform, becoming the longest-tenured player at the position in the franchise's history.

When thinking of his future two weeks ago, Kelce allowed himself only to consider how he could improve this season based on the conversations he has had with tight end assistant Tom Melvin.

"He's always harping on me to sharpen the tools, get better at your strengths but also the weaknesses (because) we have to rise to the occasion," Kelce said of Melvin. "It's definitely a fun process, but getting better is a year-long thing. It's a career-long thing. You can never be satisfied with where you are."

(Travis Kelce)

## Chiefs' Kelce to launch STEM project for underserved children

Tod Palmer

August 14, 2020

KSHB

KANSAS CITY, Mo. — Chiefs tight end Travis Kelce is giving back to Kansas City's kids.

Fresh off [signing a four-year contract extension](#), which will keep two-time All-Pro tight end with the Chiefs through the 2025 season, the 30-year-old Kelce announced Friday on social media that he is creating a STEM career program for inner-city children.

Through a partnership with Operation Breakthrough, Kelce's Eighty-Seven and Running Foundation is purchasing a building that will serve as the home for the Ignition Lab: Powered by 87&Running, Kelce said via Twitter in a post titled "Dear KC... from my heart!!!"

Kelce, a third-round pick by Kansas City in the 2013 NFL Draft, said he can't "begin to tell you how much this city means to me" and vowed to recommit to important "work I have left to do off the field."

The Ignition Lab provides Kelce's teen fans in underserved KCMO neighborhoods who are "navigating a world that doesn't always have their back" with "a co-working space where these teens will have the support, resources, and opportunity to explore careers in STEM, launch their own entrepreneurial ventures and gain real-world experience."

Operation Breakthrough is excited about this new partnership and what this lab is going to bring to KC.

"We know for sure there is going to be a co-working space," Operation Breakthrough CEO Mary Esselman said. "We know we are working on a high school robotics practice field. One of the things we started when we opened the Makers City was our kids start coding at an early age. They are participating in robotics and we want to make sure we can continue that. We are hoping to have an electronics lab, a green tech lab."

Kelce, a five-time Pro Bowl selection, said he's grown to be "profoundly aware of the difference in opportunity, exposure, and privilege I grew up with compared to others."

He hopes this project helps bridge the gap for children in Kansas who lack the same opportunity, exposure and privilege.

"Where you live, the situation you were born into or the color of your skin should have no impact on the dreams you can dream," Kelce said. "And it's a beautiful thing when a kid's dream comes true," Kelce said.

Kelce, a member of the Pro Football Hall of Fame's All-2010s Team, would know after hoisting the Lombardi Trophy five months ago in Miami after the Chiefs' 31-20 victory in Super Bowl LIV.

He is the only tight end in NFL history with four consecutive 1,000-yard seasons and is the Chiefs' all-time leader with 5.3 receptions per game, while ranking second with 67.3 receiving yards per game in his career.

Kelce, who missed his rookie season with a knee injury, has managed to reach the Chiefs' all-time top five for career receptions (507) and receiving yards (6,465) in only six seasons and ranks sixth in franchise history with 37 career receiving touchdowns.



(Clyde Edwards-Helaire)

## Why Chiefs rookie Clyde Edwards-Helaire is worth the hype

Adam Teicher

September 2, 2020

ESPN

KANSAS CITY, Mo. -- As a freshman at LSU in 2017, running back [Clyde Edwards-Helaire](#) received most of his playing time in practice against a defense loaded with future NFL players.

He would rush for just 31 yards during games that season, but thriving during those sessions against LSU's star-studded defense showed him he belonged. Over the next two seasons, Edwards-Helaire rushed for 1,916 yards and 24 total touchdowns before being drafted in the first round by the [Kansas City Chiefs](#).

"My freshman year, I had guys across from me like [Devin White](#) and [Arden Key](#), NFL-type caliber players on the defensive side of the ball and everything is pretty much live," Edwards-Helaire said. "It tends to just be fast. As far as coming here and making an adjustment, it was no real speed adjustment. The biggest adjustment is understanding what you have to do and what the details are and being a professional."

Edwards-Helaire arrived in Kansas City with plenty of hype. He was a star last season for LSU's national championship team and the first running back selected in the draft. By joining coach Andy Reid, quarterback [Patrick Mahomes](#) and one of the NFL's most imaginative and potent offensive teams, expectations on the field and in the world of fantasy football are already high.

In training camp, at least, he's lived up to those expectations. The Chiefs made him the featured back from the first snap of camp, and he looks like a fit. He has showed reliable hands, nifty moves and the ability to stay on his feet after contact.

"He's a hard worker," Mahomes said. "I think that's the first thing you can see from Day 1. He's always wanting to learn more. He's always wanting to get in every single rep they get him in and he's someone that's gotten better every single day, so I'm excited to have him, adapt him and evolve him more and more in the offense. And as he learns more, he'll progress and have more success every single day."

Edwards-Helaire was a significant part of the Chiefs' offensive plans from the moment he was drafted. He became a bigger figure shortly before camp started, when [Damien Williams](#), the Chiefs' leading rusher last season and one of the stars of Super Bowl LIV, opted out of the season because of COVID-19 concerns.

Williams' decision was a significant one for the Chiefs, but the ground did not shift below Edwards-Helaire.

"I've always been a guy that felt like I just needed to be 100 percent tuned in from the beginning," Edwards-Helaire said. "I didn't have to flip a switch and feel like, 'Oh, now is the time.' Since the day I was drafted, I felt like, 'Get this playbook, start rolling and do my job.' There was never really a shell-shocking moment for me."

That doesn't mean Edwards-Helaire doesn't understand what he's walking into with the Chiefs.

"He's very hard on himself, and that can be good and bad," running backs coach Deland McCullough said. "He's somebody who is a perfectionist, who wants to have perfect practices. You know it would be nice to say you're going to have those, but you're not going to have those all the time, so you need to be able to take the good with the bad, but more in his case, take the bad and move forward. That's something we're really working on him with: 'Hey, you just got to play to the next play.'"

"But very impressed with his demeanor, his approach to the game, things he does on the field, and he will correct himself even if there's something that goes off the rails. He'll come off and say, 'Man, I was supposed to run this,' or 'I should've looked the other way.' He's somebody who's constantly self-checking himself."

Nowhere is being on point as important as it is in pass protection, where Edwards-Helaire must pick up the blitz to give Mahomes time to throw. There's a lot to know: First comes the technique, then there's recognizing who's coming and from where, and then there's learning the Chiefs' blocking scheme. Reid doesn't always trust rookies with the job, but offensive coordinator Eric Bieniemy said he's satisfied with Edwards-Helaire's efforts.

"He understands the importance," Bieniemy said. "If you don't protect the quarterback, you can't play."

A preseason game or two could have allowed Edwards-Helaire to prove his ability as a blocker at live speed, but that's not an option in 2020. The last rookie feature back for the Chiefs, [Kareem Hunt](#) in 2017, earned regular-season playing time by knocking a pass-rusher off his feet during a preseason game.

"He's a real smart kid, so he's picking it up," Reid said. "He wants to be good, so that's a good combination to have, and he has the talent to go with it. He's strong. He's short, but he's strong. So he gets himself in good position with his quickness and his leverage and does a good job of protection. He has a pretty good base of what's going on with it -- who's coming, who the offensive line has and his responsibility. Reps will continue to help that."

(Patrick Mahomes)

## **The specific life experiences that prepped Patrick Mahomes for stardom with the Chiefs**

Sam Mellinger

September 3, 2020

KC Star

Patrick Mahomes has this memory from a fight with his dad. This was years ago. Patrick was a kid. Six years old, maybe. His dad was a big-league pitcher with the Rangers. Father and son, playing baseball together, and they both had ideas.

Pat wanted Patrick to hit off the tee. Patrick thought that was dumb. A waste of time. Because he was 6 now, you see, and he didn't need the tee anymore.

"Just throw me the ball," he remembers telling his dad. "I can hit the ball off you now. I don't need to hit off the tee."

Then son followed dad to work. This is how he spent the summers, quality time, but also noticing what the best in the world do to get there and stay there. Which is when Patrick knew his dad was right, because right there in front of him, three or so hours before the game, was Alex Rodriguez hitting off a dang tee.

"Right then," Mahomes said, "I knew, 'Man, if he can do it and he's a superstar, then I can do it if I'm just getting to kid-pitch,' or whatever it was."

This is about when you realize that Patrick Mahomes was made for this. We've been over most of the story, traced nearly all the steps from childhood baseball star, to three-star quarterback recruit with one major offer, to NFL MVP and the league's most important player.

You can probably recite some of this. Playing baseball helped with his arm angles. Basketball helped with creativity. His dad and godfather being big-league pitchers showed him leadership. Andy Reid helped with a plan and structure.

But take two steps to the side. Tilt your head a bit. Look at this from a slightly different angle and you'll see one more fundamental truth about how this all came to be.

Think about Mahomes' dad and godfather. The good stuff isn't just that they allowed a window into the world of professional sports at a young age. The extra benefit — what put the experience over the top — was the specific window provided by those two men.

The two most important male influences in Mahomes' life spent a combined 32 seasons in the major leagues, nearly all of it in middle relief, never leading a league in a meaningful stat, never being selected to an All-Star Game.

Put another way: Mahomes is a supernatural talent whose primary male influences were grinders. He has the physical and mental gifts of a superstar, driven with the work and focus of someone desperate to just make the team.

“That definitely did help,” Mahomes said. “Just seeing, like you said, the grind. Seeing how you have to try to find a way to make yourself better. Seeing how you have to really take advantage of every single little opportunity in order to live out your dream. That definitely helped a ton, for me, not taking anything for granted.”

Pat was once among the Twins’ top prospects and debuted in the big leagues at 21. But Pat’s ascent stalled, and when the Red Sox released him five years later he had a 5.88 career ERA and no big-league offers.

He went to Japan, humbled, then worked his way back for another chance. He earned it, too, pitching parts of five more seasons — the years Patrick celebrated his fourth through eighth birthdays. Important years.

Think about that: early success, then a long stall, rejection, lots of work and more success on the other side. That’s a heck of a model for a young kid wanting to be a professional athlete.

“Exactly,” Pat said. “My route (to the big leagues) was fairly easy. Then things went kind of bad for a year and a half or two years. He got the experience that. He got to see it first hand.”

LaTroy Hawkins’ career is even more extreme. He pitched 21 years — only nine men in history have appeared in more games — and was his team’s full-time closer in just two. Of the 19 pitchers who debuted after World War II and spent more time in the big leagues, all made All-Star games, and 11 are in the Hall of Fame.

Hawkins had shoulder surgery at age 37, and either side of that — surgery or age — has ended many careers. Hawkins came back, though, with a 3.08 ERA while averaging more than 50 appearances over his last five seasons before retiring at 42.

Again, a heck of a model for a young mind — historic longevity and consistent production without the margin for error enjoyed by, say, Nolan Ryan’s fastball or Bert Blyleven’s curve.

“He saw the work I put in,” Hawkins said. “I was always on him about putting in the same work. He wasn’t one of those young men you had to pound it in and keep on him about. Once you told him about it and he knew it was going to benefit him, he was all in. All in.”

Mahomes certainly isn’t the first child to learn from an athlete parent, and he’s not the first to pair elite athleticism with maniacal work. But his story is different than many others because of the path taken, with all that time spent around professional athletes as a kid and the fact that his personal recognition came late.

Some of that is by choice. Mahomes decided to take what everyone thought would be his more difficult athletic path, the one away from baseball and toward football. He arrived in the NFL as something of a quarterback outsider: no Elite 11 camps as a kid, only one interested Power Five school out of high school and second-team All-Big 12 honors his last year at Texas Tech.

Maybe that helps drive the work, too. He learned from his dad’s rise and fall and rise again. He saw what Hawkins did to stay in the big leagues for two decades.

This wasn't supposed to be Mahomes' life, this life as a quarterback. He was a baseball player. Then the product of a gimmick offense. Then his footwork was a mess.

Those things can be fuel. He believed in himself as a quarterback when most believed he was making a mistake. Now that everyone can see he was right, he has a lifetime's worth of preparation to make sure they never forget.



(Patrick Mahomes)

## **Chiefs QB Patrick Mahomes is well-equipped to be the face of not only KC, but the NFL**

Herbie Teope

September 6, 2020

KC Star

In the short span since he entered the league in 2017, Chiefs quarterback Patrick Mahomes has become a star among stars.

Or as one NFL team executive outside of Kansas City said of the Chiefs signal-caller: “The Michael Jordan of this era.”

Yes, ladies and gentlemen, Mahomes is that big.

Being the new face of the NFL sounds like a lot to absorb, especially for a young man who turns just 25 on Sept. 17, but dealing with the bright spotlight on center stage, well, the young quarterback takes it in stride.

“I don’t think of it as added pressure,” Mahomes said. “That’s the same mindset that I’ve had since I was a little kid, is I want to go out and be the best in whatever it was, and I’m going to go out there with that mentality every single day.”

The plan is working so far, and it’s helped Mahomes stay grounded since exploding on the scene in 2018, his first season as a full-time starter in the NFL.

Since then, his list of on-field accomplishments has only grown: leading the Chiefs to their first Super Bowl win in 50 years; being named MVP of Super Bowl LIV; and winning the NFL’s MVP award in 2018. Mahomes, the fastest player in NFL history to reach 7,500 career passing yards, holds a 23-7 record as a starter having compiled 9,128 yards and 76 touchdowns with 17 interceptions over the past two seasons.

The Chiefs rewarded their quarterback handsomely in July with a blockbuster 10-year contract extension worth up to \$503 million, a deal that keeps Mahomes in Kansas City through 2031.

But he didn’t get to this point on talent alone.

### **HELLO, MEGA-STARDOM**

From Tom Brady, to Aaron Rodgers, to Adrian Peterson, to J.J.. Watt, to Von Miller and Aaron Donald and Larry Fitzgerald, among so many others, the NFL over the past decade has seen many high-profile superstars.

And pure physical skills can get a player to the top of his game.

But Mahomes seems different. A high level of dedication to his craft, combined with hard work and those amazing physical traits, separate him from the pack.

“You look at him and you go, ‘Well, he’s natural,’” Chiefs coach Andy Reid said. “Well, no. He does have some natural ability, but he works at it. He’s not just complacent with where he’s at. He’s always working on his game.

“The hours he spends going over the plays when he’s away from the building, it’s a tribute to the kid. He’s completely dedicated to it. I just think for young kids coming up — college kids, high school, the youth leagues — that this guy goes about it the right way, and it’s fun to watch.”

Mahomes also has a willingness to listen, a trait Reid emphasized when explaining how his quarterback’s character allows him to continue learning.

Reid drew on his extensive coaching career to offer this comparison when discussing Mahomes’ humble nature.

“I’ll go back to Reggie White, who is a phenomenal Hall of Famer, and really Brett Favre,” Reid said. “These guys, when I was young in the league, I just noticed that the great ones want you to give them one more thing to even be greater than they already are.

“And they’re very humble that way, and they always continue to learn. That’s the process in which Pat goes. He wants you to coach him.”

In addition to humility and a ceaseless work ethic, Mahomes possesses a desire to embrace competition, and the instinct to tackle it head-first. Those attributes remind Chiefs defensive line coach Branden Daly of the five seasons he spent around Brady and the New England Patriots (2014-18).

Daly said he isn’t keen on player comparisons, but he thinks Brady and Mahomes share an important characteristic.

“The one thing that would stand out to me is their competitive fire and the way they approach the game, the way they bring energy each and every day to their teammates,” Daly said. “I have a tremendous amount of respect and I’m happy and fortunate for the opportunity to share the same field and same team as them.”

Chiefs quarterbacks coach Mike Kafka, who crossed paths with Brady and Peterson during his playing career, agreed.

“The thing that Pat brings is his competitive spirit is incredible,” Kafka said. “He’s able to lift and build up the guys that are in that huddle, build himself up as well with his confidence. I think that right there — his competitive spirit — that’s what separates him and that’s what makes him great.”

So talent, work ethic, humility and competitive fire are just some of the ingredients that makes Mahomes who he is on the football field. But even that elite combination of traits might fall short of greatness if not for what he’s done to ensure there’s always a quality support group around him.

“It’s a thing where it’s going to take a lot of people around me, as well,” he said. “I’m trying to surround myself with a lot of great people, and then I feel like the Kansas City Chiefs organization is surrounding me with a lot of great teammates.”

## **NEW GENERATION**

It wasn’t too long ago that Brady, Rodgers, Drew Brees and Peyton Manning were the NFL’s quarterback elites.

Brady, Rodgers and Brees are still playing, but now it’s Mahomes, Russell Wilson, Lamar Jackson, Deshaun Watson, Dak Prescott and even an emerging Kyler Murray who are commanding the headlines.

And what the latter group has in common isn’t lost on Wilson.

“For me, when I came in the league there weren’t too many short quarterbacks, first of all,” Wilson said. “There weren’t too many Black quarterbacks that were starting, not many in the league, to be honest with you. I’ve had other guys before me that have played, that gave me the opportunity and allowed me to be able to play this game.

“I never take that for granted, and I’m so grateful for that. So, for me, I believe and I hope that I opened up doors for other guys, other young kids who want to be great at something despite their circumstances or what people may say you can and cannot do. And hopefully I continue to do that.”

When told of Wilson’s comments, Mahomes nodded.

“You open the door not only for Black quarterbacks, but quarterbacks of every single race that haven’t had those same opportunities that I’ve had in the past,” Mahomes said. “I think it just shows that you can’t put someone in a certain position based on the color of their skin or where they come from.

“You really listen, kind of like anything else in the world. You really just know who that person is, what aspirations they have and how they can really lead the team. I’m just excited you see the change going on in the NFL, and hopefully it can transition to the rest of the world.”

Before Mahomes was named league MVP in 2018, just two Black quarterbacks had been so honored since The Associated Press launched the award in 1957: Steve McNair, who was named co-MVP with Manning in 2003, and Cam Newton in 2015.

Now, the NFL has seen two Black quarterbacks earn MVP in consecutive years: Jackson won in 2019. Additionally, in the recent NFL Network’s Top 100 List, as voted by players around the league, three Black quarterbacks made the overall top five: Jackson at No. 1, Wilson No. 2 and Mahomes No. 4.

Has the NFL finally reached a place where skin color and skills stereotypes no longer matter?

Chiefs offensive coordinator Eric Bieniemy thinks so.

“You have to understand, I grew up in a day and age where I watched James Harris and Doug Williams do it at a high level,” Bieniemy said. “But watching these young guys, these young gunners, they’re obviously African-American quarterbacks and they’ve done a hell of a job.

“But ... it’s time to stop labeling. If these guys can play the position, let them play. The only thing you want is to give people an opportunity to be at their best. Those kids have done a great job of relishing everything.”

While Mahomes appreciates this shift in how Black quarterbacks are viewed, he maintains that there’s still work to be done.

“I think we’re getting close,” Mahomes said. “I think you see the change in football the last few seasons. You’re seeing guys can play the sport in many different ways. It’s not the thing, ‘Oh, he’s a Black quarterback; he’s a running quarterback.’ You’re seeing guys that are sitting in the pocket making those throws, you’re seeing guys that are running, you’re seeing guys that are athletic. You’re seeing now it’s just a person playing.”

## **EMBRACING RESPONSIBILITY**

Much like Jordan did during his decorated playing career in the NBA, Mahomes wields power now. And it’s not limited to the city for which he plays.

Look no further than Mahomes’ involvement with an NFL player-led video calling for change in the wake of George Floyd’s death in Minneapolis. His participation in the viral video, which drew the support of Reid and Chiefs chairman and CEO Clark Hunt, led to a [phone call with NFL commissioner Roger Goodell](#) about Black Lives Matter. Soon after the players’ video debuted, Goodell issued his own video supporting the movement.

Mahomes’ community presence in Kansas City is embodied in his “15 and the Mahomies Foundation,” which is dedicated to helping children and has [donated \\$225,000 to local charities](#).

Mahomes also joined the Royals’ ownership group, becoming the youngest part-owner of a major professional sports team in history. He’s also involved in helping to spur voter registration ahead of this fall’s general election.

While he carries a lot of responsibilities on the field as the quarterback of a Super Bowl-championship football team, Mahomes embraces the opportunities this role presents and uses his platform to effect positive change.

The face of the Chiefs franchise and, increasingly, the NFL takes none of this lightly.

“To be in the situation that I’m in, I’m not going to take it for granted,” Mahomes said. “I’m going to execute and do whatever I can every single day so that I can say I have no regrets when I’m done with my career.”

(Patrick Mahomes)

## **‘Patrick’s a unicorn’: Mahomes’ intellectual skills are what make him unique**

Nate Taylor

September 10, 2020

The Athletic

KANSAS CITY, Mo. — Every prominent member of the Kansas City Chiefs has watched and rewatched the moment that began their thrilling comeback victory over the San Francisco 49ers in Super Bowl 54.

Andy Reid, the future Hall of Fame coach, has the design of the play — Gun, trey right, three jet, chip wasp, Y funnel — on one of his newest T-shirts. General manager Brett Veach, who has framed artwork of the play in his home, has watched the play more than 100 times, always marveling at what led to the play’s result, an impressive 44-yard completion. The man who threw the ball, superstar quarterback Patrick Mahomes, not only remembers everything that led to such a career-defining highlight, but he also knows how and why he was the person who suggested perhaps the most memorable play in the franchise’s history.

The more Mahomes has reflected on the play, the less he thinks about what his gifted right arm accomplished to stun the 49ers. He instead considers the play one of many mental breakthroughs from last season that proved his steady advancement toward becoming a legendary quarterback.

“You have to have the perfect scenario,” Mahomes said, “for that play to work.”

The situation — a 3rd-and-15 from the Chiefs’ 35-yard line while trailing 10 points in the fourth quarter — is a dire one for most NFL quarterbacks. But during the 49ers’ challenge before the play, Mahomes was able to process the scenario and solve one of the sport’s hardest equations to put the Chiefs in an advantageous position.

He did this in four seconds.

With the NFL Films cameras on him, Mahomes began a conversation with offensive coordinator Eric Bieniemy and backup quarterback Matt Moore. Mahomes then looked back at the field, his brain visualizing one of the Chiefs’ 300-plus plays. He turned back to Bieniemy to ask a question: “*Do we have time to run Wasp?*”

In calling for the play, Mahomes calculated that his offensive linemen could block the 49ers’ fierce pass rushers just long enough for a deep pass. Based on his film study, Mahomes knew the 49ers weren’t going to blitz. And Mahomes knew star receiver Tyreek Hill, the league’s fastest player, needed at least four seconds to get open when running a 25-yard “dangle” route, a double-route that combines a deep cross and a corner.



“That will live on forever,” Mahomes said of his superb play call, the equivalent of calling his shot.

Mahomes and the Chiefs, however, believe more such plays will occur this season. As the Chiefs begin their quest — starting with Thursday’s opener against the Houston Texans — to become repeat champions, one of the most difficult feats in professional sports, Mahomes fully understands he’s entering the prime of his already remarkable career. He believes another improvement in his performance in his fourth season will be the byproduct of his mental progress, perhaps giving the Chiefs their greatest schematic advantage yet.

A month after the Super Bowl, Mahomes said as much to a group of celebrities when he appeared on HBO’s “The Shop,” explaining that he didn’t fully know how to read opposing defenses, and identify certain tendencies, until midway through last season.

Reid, an offensive innovator, had already built a potent offense when Mahomes became the starter two years ago. Mahomes, though, bolstered Reid’s offense with his rare collection of skills — arm strength, vision, mobility, creativity and improvisation — in racking up 50 touchdown passes in 2018. In his 29 years in the NFL, with 22 as a head coach, Reid has helped develop several star quarterbacks, including Brett Favre, Donovan McNabb, Michael Vick and Alex Smith.

When considering all the tasks and responsibilities placed on the position, Reid knows the truth when comparing Mahomes to his previous quarterbacks when they began their fourth season.

“I’d probably tell you he’s ahead,” Reid said of Mahomes. “Brett Favre ran the option in high school. Pat Mahomes (threw) the football (almost) every play in college. In high school, he was doing the same type of thing.

“But on top of that, you get this kid that wants to be the best, is willing to work at it, wants you to give them information and is very intelligent. And he’s a good leader. He has the full package, but you’re *still* going to see growth.”

Every important person in Mahomes’ life agrees that he has *a/ways* been a prodigy, someone whose thoughts, ideas and problem-solving ability are advanced for his age, and that’s still the case with the 24-year-old.

Yet Mahomes provides an added bonus: He has excelled in using his role and voice to motivate his teammates to be at their best with him during the most critical moments of games. Chiefs owner Clark Hunt acknowledged after last season that Mahomes’ ability to know exactly what to say to his teammates, especially before the team rallied from double-digit deficits in three playoff games, astonishes him just as much as the imaginative completions.

Mahomes knew every word he said in the huddle helped the Chiefs execute their wasp play. He first instructed his teammates to stay in the huddle longer than usual. Once he told everyone the play, Mahomes spent a few seconds encouraging Hill, who misplayed a ball in the third quarter that led to an interception. Then Mahomes looked and pointed at receiver Sammy Watkins, non-verbally asking him to work hard to attract multiple 49ers. In practices before the Super Bowl, Mahomes didn’t throw the ball much to Watkins, who ran a deep square-in.

“I knew, in that situation, he was going to be far enough downfield that he would be around the first-down (marker) as well,” Mahomes said of Watkins. “If that corner (Emmanuel Moseley)

didn't sink off, I was able to have a guy I could throw to that could make a play in a big-time (moment). I just wanted to make sure he knew that, that he's as big a part of the play as anybody. He got guys to cover him and got Tyreek open."

Mahomes backpedaled an additional 9 yards from the shotgun after the ball was snapped to create enough time for his offensive linemen and Hill. Then Mahomes launched the ball, which traveled 57.1 yards in the air, his longest completed pass by air distance of the season.

When Veach rewatches the play, he believes it's the best example of Mahomes fusing his exceptional athleticism with his mental mastery.

"We take it for granted now because he has an uncanny feel for the game," Veach said of the Chiefs. "His awareness is at such an elite level that it ties all these things together. He's able to have all these people and all this pressure and all this stimulus around him and still play with that mindset, like he's back in the backyard."

Amidst the Chiefs' celebration after the Super Bowl, Mahomes made sure to hug and thank his parents, Pat and Randi, for how they raised him and for being the first ones to notice his keen intellect.

The first time it was apparent to those who knew him that Mahomes was different intellectually, he was at Shea Stadium in New York.

It was in the summer of 2000, likely a few months before he turned 5 (on Sept. 17). Mahomes spent plenty of time that year at the New York Mets' former ballpark watching his father, a veteran right-handed reliever, pitch. After shagging balls in the outfield during the team's batting practice, Patrick and his mother usually watched the games in a lounge for family members and friends of players. To this day, Patrick still recalls the room being filled with toys and activities, which enticed and maintained the attention of most children.

"I would just sit there and watch the game," he said. "I was so interested in seeing the game, seeing what was going on and looking at the count and I'd understand how the pitcher was pitching.

"Now watching my little sister and watching other kids that other guys have around, I don't see other kids thinking that same way as I did when I was a little kid."

By that summer, Pat and Randi let young Patrick learn as much as he could about baseball and what made professional ballplayers successful. Mahomes asked questions in the clubhouse, he watched some of the superstars of that era — Derek Jeter, Mike Piazza and Alex Rodriguez, among others — go through their pregame routines and he spent hours in the outfield trying to catch each fly ball in a different, creative way.

Pat and Randi learned quickly that Patrick always wanted to challenge himself to see what he could accomplish, whether it was by learning to play as many sports as he could or by allowing him to be in youth leagues with and against older children. Randi nicknamed Patrick "The Energizer Bunny." Yet she and Pat watched their son pitch shutouts, make game-winning shots in basketball and score goals in bunches in soccer because he grasped the strategy and mechanics of the sports quicker than other children.

In addition to his parents, Patrick has been mentored by LaTroy Hawkins, his godfather, who pitched in the major leagues for 21 seasons. The surprise, Hawkins said, was when Patrick, either with schoolwork or as an athlete, had to be taught a particular lesson a second time.

“His mind is incredible,” Hawkins said of Mahomes. “He doesn’t think like other athletes. He’s in that upper echelon. (Michael) Jordan is my favorite athlete, and (his) mentality is completely different from everybody else’s. That was recognized in Patrick at a very young age.

“Telling him to study like you tell other kids to study is, like, a waste of time. Just let him see it and he has it. His mind is so broad that it’s amazing that he’s able to keep up with everything.”

One reason is because Patrick Mahomes has a photographic memory.

Pat, Randi and Hawkins wanted to help cultivate that trait in Mahomes by empowering him to always think in a creative manner. Success, they told him, could be captured in many ways. After many of his games, Mahomes would be interviewed by his parents and Hawkins, the trio asking him questions, big and small, for him to have better comprehension on how to improve. Even Mahomes sometimes can’t pinpoint the exact reason why he became so smart so young.

“It’s just kind of a mixture of everybody that I’ve been around in my entire life,” he said. “It’s hard to explain. It’s how I’ve always thought. It’s still the same today.”

In fourth grade, Mahomes was paired with Bobby Stroupe, his trainer who is the founder and president of ATHLETE Performance Enhancement Center (APEC). In more than 20 years, Stroupe has trained close to 30 professional athletes, in six different sports, from when they were in elementary school. Mahomes, though, has always been a unique athlete for Stroupe.

The first principle of their training sessions was creativity. Almost every drill and workout needed to create an environment that encouraged Mahomes to use his imagination since his creativity was further developed than his fundamentals.

“I’m not a quarterback coach,” Stroupe said. “Most people look at something and say, ‘OK, the way this works is A to B. Patrick’s brain doesn’t really work that way. He’s a problem-solver, but he’s open. He doesn’t have any bias on how the problem is solved.”

Together, they agreed on the same philosophy when Mahomes wanted to be Whitehouse (Texas) High’s quarterback for his junior season: He didn’t have to be textbook or robotic to lead his team to victory.

One of the best discoveries Mahomes made on the field is that extending plays by scrambling felt similar to when he was on the basketball court as Whitehouse’s point guard. Eventually, as Mahomes learned, one of his teammates would almost always get open. Before Mahomes commanded Whitehouse’s air-raid offense, the team had relied on prototypical pocket passers who could complete throws in rhythm within the structure of how the play is designed.

Stroupe worked to nurture Patrick’s arm strength while refining his ability to make off-platform passes so that the techniques could feel comfortable during games. In a 2012 game against John Tyler High (Tyler, Texas), Stroupe watched Mahomes do what has become almost expected these days, a scrambling, one-footed deep pass for a long completion.

“I heard a random dad say, ‘*He needs to just throw the ball and quit running around!*’” Stroupe said of that night. “I thought, ‘*You just have no idea what you just saw.*’ It’s funny what the eyes see. Some people think something’s a mess, and you see something extraordinary.”

Stroupe knows athletes must be confident to succeed. But Mahomes is different, Stroupe said, because he has never become arrogant. During his college career at Texas Tech, Mahomes disagreed with analysts and NFL evaluators who believed his uncommon playing style — he was labeled as a high-risk gunslinger — would be the reason he wouldn’t become a star. Mahomes told Stroupe he wanted to keep pushing the limits of what a quarterback can do. Behind their calculated decision, Stroupe has yet to find Mahomes’ maximum capabilities, both physical and intellectual.

Mahomes, meanwhile, has always made his most passionate plans work.

“Honestly, I mean, I’ve thought I was going to be a professional athlete since the moment I can remember,” Mahomes said. “I’ve always believed that if you put in the work and that you put in the time, you could be here, in the NFL or whatever professional sport that is. I’m not trying to sound cocky or too confident, but that’s just how my mindset has always been.

“It’s gotten me to where I’m at today.”

Since he joined the Chiefs in 2017, Mahomes and Stroupe have given each offseason a theme. Last year, their sessions were about resiliency. The idea was for Mahomes to train in an unorthodox manner that ensured he would move better around and out of the pocket in December, January and early February.

Mahomes’ inspiration wasn’t from a former NFL star quarterback — he wanted to follow the mentality of an NBA legend.

“I look back at guys like Kobe Bryant,” Mahomes said. “They talk about how they practice these shots for the one moment that they *have* to do them. You can do that in football, as far as preparing yourself for every single look.”

Using pneumatic resistance equipment, Stroupe can track Mahomes’ rotational and lower-body power in coordination with the Chiefs’ training staff. Stroupe can give Mahomes a specific number of repetitions to reach — with different percentages of his maximum lift or with how quickly he can finish the drill — when doing a power squat. Stroupe has always seen Mahomes reach the goal.

“He’s done it so many times in front of so many people, it just blows their mind,” Stroupe said of Mahomes. “That’s one of the best ways to elevate Patrick. Put something in front of him that he’s not certain that he can do, and he’s going to elevate himself and go get it.”

Mahomes and Stroupe felt they accomplished their goals before last season began. Neither man, though, anticipated that Mahomes would sustain a left ankle injury, one that Stroupe felt was more significant than most people realized, in Week 1 of the regular season. Suddenly, the theme of the season for Mahomes was about showing his resilience.

In the Chiefs’ seventh game against the Denver Broncos, he sustained the biggest injury of his career: a dislocated right kneecap.

While Mahomes missed two starts, Reid was in awe of how he continued to work, spending hours watching film while receiving as much treatment as he could from the Chiefs' medical staff. When Mahomes' returned to the field in Week 10 vs. the Titans, he didn't scramble around the pocket or run to gain additional rushing yards. But in rewatching the film from that game — which was the last time the Chiefs lost — Reid could tell Mahomes' thought process when progressing through his reads was improving.

By the middle of December, Mahomes had regained his usual athletic form. He threw for 340 passing yards and two touchdowns *in the snow* in a home victory over the Broncos. Yet one play in the game foreshadowed to the coaching staff that Mahomes was going to start overwhelming opposing defenses with his mind as much as feet and right arm. On a 3rd-and-7, the Broncos showed a Cover-2 look before blitzing two cornerbacks and a linebacker along with a variation of a Cover-0 in the secondary. Mahomes recognized the blitz, backpedaled an additional 7 yards from the shotgun and was still able to connect with receiver Mecole Hardman on a pass near the sideline for a 10-yard completion.

The lone time Mahomes had seen the Broncos unleash such a blitz earlier last season was against the Indianapolis Colts, and quarterback Jacoby Brissett threw an incompleteness on the third-down play.

"The hours he spends going over the plays when he's away from the building, it's a tribute to the kid and he's completely dedicated to it," Reid said of Mahomes. "He's blessed with great vision. He has a mind that is decisive with decision-making. He's blessed with this, but he also works tremendously hard at the job."

Another mental trick Mahomes employed was positioning his head in a certain direction to psychologically manipulate linebackers and safety in the middle of the field. On some plays, Mahomes appeared to stare at a defender, sometimes as long as a second, to get that player to freeze before passing the ball to an open receiver. He also completed 12 of his 16 pass attempts for 255 yards on third-down plays when the Chiefs needed at least 15 yards for a first down. Three of those completions resulted in touchdowns.

In the Chiefs' two playoff victories prior to the Super Bowl, Mahomes played the best football of his life, which didn't surprise Stroupe, Reid or Bienenmy. Fully healthy, and with more experience against certain defensive strategies, Mahomes made the proper protection calls and often thwarted the man and zone coverages the Texans and Tennessee Titans used by finding the most favorable passing matchup.

Mahomes was the Chiefs' leading rusher in both games while producing 615 passing yards, eight touchdowns and zero turnovers. Even when the Titans called one of their best defensive plays, double-teaming Hill and star tight end Travis Kelce, Mahomes became aware that his legs were the Chiefs' best answer, as he escaped the pocket and evaded multiple defenders for a sensational 27-yard rushing touchdown.

"We didn't see him playing good football *for him* again until the playoffs," Stroupe said. "That's just a fact."

One of Mahomes' favorite moments in the postseason was when his mind, in the middle of a play against the Texans, realized that Kelce was going to adjust his route *before* he actually made a cutback toward the middle of the field. Mahomes released the ball before Kelce turned



back to make the reception, both players ad-libbing at the same time. When the offense returned to the sideline after scoring a touchdown, Kelce approached Mahomes to ask a question: How did Mahomes know what his teammate was doing at the exact moment as he was doing it?

“I really didn’t,” Mahomes said, looking back on the play. “I just *did* it. I just let it go. That’s just the instincts that I have.”

In his last three games, Mahomes performed at such a brilliant level that he guided the Chiefs, through his vocal leadership and intelligence, to improbable victories. They erased a 24-0 deficit against the Texans in one quarter. The Chiefs won all three games after trailing by 10 or more points in the postseason, a first in NFL history. And with quarterback legends — such as Tom Brady, Joe Montana, John Elway and Peyton Manning — looking on, Mahomes orchestrated a 21-point barrage in the final nine minutes against the 49ers, the most points ever in the fourth quarter of a Super Bowl.

Earlier this year, as they began another phase of their training sessions, Mahomes gave Stroupe a gift.

The item was one of Mahomes’ game-worn jerseys from last season. Mahomes’ written message wasn’t about their workouts or how Stroupe improved his body over the years to help him become a champion.

“Thanks,” Mahomes wrote, “for believing in me.”

Three days before the Super Bowl, Kurt Warner presented his theory on Mahomes. As a Hall of Fame quarterback, a two-time MVP winner and a Super Bowl champion with the St. Louis Rams, Warner felt he had watched enough film of Mahomes, in just 35 games, to make a rather bold statement.

“I wonder if we’ve never seen an entire package like what we’ve seen with Patrick,” Warner said then. “He’s got the freaky athleticism and arm talent, like Aaron Rodgers. He’s got the ability to be accurate and play in the pocket, like other great quarterbacks. The thing for me that separates him, too, is his ability to creatively see the game, which is very unique. Only a few guys have been able to do that.

“There’s the potential for him to be the most complete quarterback we may have ever seen in this game.”

Warner predicted that Mahomes was going to have an incredible offseason this summer, a time in which the Chiefs could continue to explore and expand their offensive playbook. Anything, Warner said, could be possible for Mahomes.

Before Mahomes returned to work for the Chiefs’ offseason program, the NFL had to alter its business amid the coronavirus pandemic. The Chiefs held remote meetings and Mahomes gave his input to Reid on new plays from his new home in Dallas.

By staying in the Dallas area for most of the spring and early summer, Mahomes and Stroupe spent more time together than usual. One of the themes for their sessions was on adaptability. Stroupe’s force-vector training focused on Mahomes being able to have power and strength in at least eight different directions — eight different lunges, hops, leaps and jumps. Then Mahomes worked to polish eight different directional throws.

“You’d be hard-pressed to find an athlete in any professional sport that has improved as much as (Mahomes) has in the last six years,” Stroupe said. “This is as lean and as athletic as he’s ever been. I saw him beat a linebacker in a 10-yard sprint that ran a 4.5 (40-yard dash) at the combine.”

An unconventional drill put Mahomes in position to make what Stroupe calls locomotion throws. That is when Mahomes passes the ball in an asymmetrical movement pattern, as one side of his body does one motion while the other side of his body does something else.

When Stroupe shouted to instruct that the ball be released to a receiver, he then timed Mahomes — who either skipped, backpedaled or did a spin move at the time — to see how quick the ball left his right hand.

“This creates a sense of urgency, and he’s got to creatively solve the problem,” Stroupe said of Mahomes. “When we start doing those things, and mixing it up with running backward and turning and throwing to a target you haven’t seen, and you start making him do leaps in eight different directions and throw the ball in the leap, then it becomes a lot more second-nature and it’s feeding that talent and those gifts that are already there.

“I’ve trained NFL quarterbacks that I would never do those drills with. *Look, Patrick’s a unicorn.*”

During the Chiefs’ training camp, several members of the team recognized that Mahomes showed a greater understanding of the playbook. Mike Kafka, a former NFL quarterback and the Chiefs’ quarterbacks assistant, said Mahomes almost always knows all the multiple answers he has, as counter moves, on plays based on what the opposing defense will present. Several veteran players have seen Reid and Mahomes talk through ideas and new plays so much that the Chiefs’ offense should no longer be labeled as just Reid’s creation.

“You can just tell that wherever he’s been (this past offseason), his mind has been in football,” right tackle Mitchell Schwartz said of Mahomes. “He’s looking really sharp. It’s exciting.”

Similar to Warner, Bieniemy also has a theory as to why Mahomes will continue his metamorphosis as a quarterback this season.

“He’s a great kid, but he’s a *competitive prick*,” Bieniemy said. “He wants to improve at everything he possibly can improve upon. He just wants to work, and that’s what you love about being around him.”

Beyond attempting to find new ways to throw the ball, or even executing the new plays that illustrate his collaboration with Reid, Mahomes is most eager this season to showcase his enhanced ability to make pre-snap adjustments. No longer does Mahomes just want to display his superiority over his opponents through his physicality or improvisation. He plans to exhibit the newfound mastery he has worked to attain.

“This year should be special, God willing,” Stroupe said of Mahomes. “He’s in a great place mentally.”

(Clyde Edwards-Helaire)

## **It's just one week, but Clyde Edwards-Helaire looks like a difference-maker for Chiefs**

Sam McDowell

September 11, 2020

KC Star

The most exhilarating player in football is the quarterback for the Kansas City Chiefs, a 24-year-old who broke a championship drought and owns a couple of MVP trophies.

But the most exhilarating *play* in the Chiefs' 34-20 season-opening win Thursday against the Texans had little to do with Patrick Mahomes. Well, unless you include his handoff.

Yeah, the Chiefs can run the ball now, too.

For one night — opening night — rookie Clyde Edwards-Helaire stole the spotlight, introducing himself to the NFL with 25 carries for 138 yards and a touchdown run that will dominate highlight reels.

"I'm kind of just floating," Edwards-Helaire, the first-round pick, said of his emotions after his debut.

He is just the fourth player in the NFL history to top 130 rushing yards and score a touchdown in his NFL debut.

And some touchdown, too.

On an inside zone call, Edwards-Helaire met Texans safety Justin Reid in the secondary after squeezing through the line of scrimmage, a hole created by guard Kelechi Osemele in his first Chiefs start. Reid never stood a chance. He never got a hand on Edwards-Helaire, either. A quick cut, and poof. He was gone, a 27-yard score.

"(Osemele), he ended up pretty much getting everything cleared out. I only had one person to make miss, as far as the safety coming down," Edwards-Helaire said. "Watching film throughout the week, watching games from last year, watching the two games that Houston played the Chiefs last year, just knowing how everybody played on their defense.

"Film study. Filmy study was big for me. That's pretty much how that long run happened."

The first hit eased the jitters, he said. The previous week or two prompted some comfort.

Edwards-Helaire said the confidence he can perform at this level — his realization he belonged — arrived over the past couple of weeks, before he'd ever played a down in the NFL.

Stood out to his teammates long before that.

"I mean he's been doing it since the day he got here," Mahomes said.

In a game in which the Texans seemed intent on taking away the deep ball — and therefore limiting Tyreek Hill — Mahomes threw for just 211 yards. But he accepted what was there.

At times, even extended stretches, that meant a reliance on the run game. The 2019 Chiefs represented a turnstile at running back before Damien Williams' grasp on the job took root in the postseason. Williams is sitting out 2020 because of COVID-19 concerns, instead staying home with his ailing mother.

Edwards-Helaire is the guy. Not the lead of a committee. The guy.

His 25 carries are more than any running back had in a regular season game last season.

And yet...

"For the most part, I'm still on my game," he said 25 minutes after it ended. "Still feeling like I could go out there and play two more quarters."

And thus the rich get richer. That's the idea, right? The Chiefs used their first-round choice to supplement their already-explosive offense. For at least one night, the rookie looks capable of transforming the running game.

He didn't catch a pass, a quality for which he was noted at LSU.

Give it time.

"I thought the offensive line did a great job of giving him holes to run through, and he hit it every single time," Mahomes said. "He's going to keep getting better. It's another weapon that I kind of have in this offense. We're going to keep doing whatever we can to keep moving the ball and scoring touchdowns."

(Harrison Butker)

## **Harrison Butker finds great moments to add depth to his kicking game for KC Chiefs**

Blair Kerkhoff

September 20, 2020

KC Star

A shoulder ride — that's the best way for a kicker to leave the field. The legs have already done their job.

Harrison Butker deserved the tribute after winning Sunday's game with a record performance.

Butker's 58-yard field goal — his second from that distance in the game — provided the winning points in the Chiefs' 23-20 overtime decision over the Los Angeles Chargers in the host team's debut at \$5 billion SoFi Stadium.

The atmosphere was surreal with no fans in the stands in a beautiful new stadium. But the environment may have helped Butker.

SoFi Stadium is covered. The ends are open air, but there was no wind to affect the path of the ball. Kick it solidly and it's just a matter of squaring up and not getting it blocked.

Butker waited through the two-minute warning, a false-start penalty and pushed him back five yards and the Chargers' final timeout. Twice he had swung his powerful right leg through the kick, once at 53 yards, the other at 58, and both would have been good.

Finally, it came down to one snap.

"I just got a little more angry every kick," Butker said. "I think I even looked over at the Chargers' sideline like, 'Come on man, I'm trying to finish this game and get back to Kansas City.'"

Butker's third attempt split the uprights, and he said it was the best of his kicks. Making two previously in that sequence built, not damaged, his confidence.

Quarterback Patrick Mahomes gave the idea of a miss no oxygen.

"One hundred percent he'd make it," Mahomes said.

Also contributing to Butker's glorious Sunday: homework.

"During the week I did a little research and learned the turf in SoFi Stadium was the same turf used in the Texans' and Cowboys' stadiums, and I had good games when I kicked there," Butker said.

Butker felt good during the Chiefs' warmups, making kicks from 67 yards before the game at 70 at halftime. Special teams coach Dave Toub mentioned to Andy Reid that if the Chiefs get to the L.A. 40, making it a 55-yard attempt, the Chiefs should feel comfortable.



That happened late in the third quarter. The Chiefs trailed 17-6 and were staggering on offense. They had driven to the Chargers' 37, but then Mahomes was sacked for a big loss. A 10-yard completion put the ball at the 40.

Butker then drilled his first 58-yarder, matching the franchise record of Nick Lowery, who made kicks from that distance in 1985 and 1993. Butker's previous best had been 56 yards.

"I guess I have to break the record, hopefully next week," Butker said.

According to ESPN Stats, the kick was the second longest to win a game in overtime since the NFL went to overtime in the regular season in 1974.

Butker, in his fourth NFL season, entered Sunday's game as the second-most accurate field goal kicker in league history at 89.9 percent. Distance is his next frontier.

"For me to take it to next level I have to have some longer kicks," Butker said. "In 2018, my long was 54, which is OK — kind of middle of the park. Last year, making a 56-yarder was big.

"But now I feel comfortable from 58 and beyond. That's what I have to start doing to separate myself from the rest of the kickers in the league: making long field goals."

(Harrison Butker)

## **With increased range, Harrison Butker gives Chiefs two long-distance scorers**

Nate Taylor

September 21, 2020

The Athletic

KANSAS CITY, Mo. — Since they became the NFL champions, many of the Chiefs — led by star defensive tackle Chris Jones — have been comfortable comparing themselves to the Golden State Warriors, the former NBA juggernaut that won three titles in four seasons.

The reasons to compare both teams are easy to understand. Like the Warriors, the Chiefs' potent offense is capable of scoring points at a blistering rate, especially in [comeback victories](#). Meanwhile, the Warriors, when healthy, were (and still are) most known for their historic ability to shoot 3-pointers, led by a duo of superstars in point guard Steph Curry and shooting guard Klay Thompson, known as the "Splash Brothers" since the net often splashes after they release the ball from long distance.

Patrick Mahomes is the Chiefs' version of Curry, a superstar quarterback who can complete remarkable deep passes that most NFL quarterbacks wouldn't even attempt. But in the Chiefs' overtime win Sunday over the Los Angeles Chargers, Mahomes didn't score the game's final points. Instead, Mahomes went to the sideline and transferred his duties to his Splash Brother: *kicker Harrison Butker*.

Consider the comparables. Butker, in essence, swished his 58-yard field goal, as the ball went through the uprights to give the Chiefs a 2-0 record in their "Run It Back" campaign to repeat as champions, which the Warriors accomplished in 2018.

Butker's personality also, in some ways, mirrors the demeanor of Thompson, a player known for being a laid-back sharp-shooter who reserves his emotions for during and after the game's most critical moments. Butker stayed calm, went through his mental routine and even refined his mechanics within the unusual three minutes it took for him to execute his game-winning kick.

After a false-start penalty by the Chiefs and a Chargers timeout negated two Butker makes, he calmly booted his third — and final — kick toward the objective. Butker turned his back toward the ball, even before it sailed through the uprights, and put his arms in the air, waiting for his teammates to hug him. Throughout Thompson's nine-year NBA career, he has shot several 3-pointers and followed them up with a similar action, not even needing to see the ball go through the net.

"Having Harrison, it's special," Mahomes said after Sunday's game. "In overtime, you want to score a touchdown. But knowing at the same time, when we got in that 2nd-and-long, I was like, 'If I can get (the ball) to around the 40(-yard line), (Butker) is going to make it."

“I have full confidence in that. It’s something that gets overlooked. But when it comes to times like these, those are the moments that win you games.”

Before Sunday, Butker’s last game-winner occurred in the middle of last season, when he made a 44-yard field goal against the Minnesota Vikings as time expired. The most memorable part of the Chiefs’ celebration that day involved Mahomes, who didn’t play in the game because he was recovering from a dislocated right kneecap. Mahomes ran onto the field and jumped and pumped his right fist before being the first person to reach Butker.

An improved Butker this season, though, could make keeping the Chiefs off the scoreboard even harder for opponents. The Chiefs demonstrated Sunday that barely crossing midfield is when they enter Butker’s kicking range. Most teams can’t say that about their kicker.

Butker’s final kick Sunday, his second 58-yarder, ended with the ball landing 10 yards past the crossbar.

“I had no doubt on this one,” coach Andy Reid said of his confidence in Butker. “Tough kid. For a kicker — (and) you don’t say this quite as often — he loves to compete. He really beared down on that and there was no question when it came off his foot.”

Ahead of the second NFL game inside SoFi Stadium, a \$5 billion, state-of-the-art facility, Butker prepared by reading an article on the venue’s artificial turf. The article said the playing surface was the same that is used inside the stadiums for the Dallas Cowboys (AT&T Stadium) and Texans (NRG Stadium).

“I thought I had good games whenever we kicked there,” Butker said. “I wasn’t too worried at (SoFi Stadium). After the first couple of kicks, I was used to the turf. I think it’s really nice and it almost feels like you’re kicking in grass. I felt really good, had a great warmup and was able to continue that in the game.”

On Butker’s first attempt to win Sunday’s game, a false start penalty from offensive lineman Nick Allegretti negated the kick from 53 yards. Butker felt the ball curved too much to the left, although the ball went through the inside of the left upright. After the kick, punter Tommy Townsend, an undrafted rookie, made a small adjustment in holding the ball to give Butker a different target point — farther to the right — for his right foot. For the 58-yard attempt that was negated by the Chargers’ final timeout, Butker said he swung his right leg too hard, which he noticed made the ball go through the inside of the left upright closer than he wanted.

“For the last kick, I had the same aiming point and I think I just slowed down my leg swing a little bit,” Butker said. “I hit a better rotating ball and I thought it went pretty much down the middle.”

One after another Sunday, the Chiefs sprinted to Butker to greet him with high-fives, pats on the helmet and the ultimate gesture a kicker can receive on the field: being lifted atop his teammates’ shoulders. Butker closed his eyes and unleashed a yell for his teammates to see his passion. In the locker room, Reid called Butker to the middle of the team’s postgame celebration to receive more praise from the rest of the Chiefs. Butker broke down the huddle, too.

“Hey, they aren’t (going to) hand it to us,” Butker told his teammates. “Let’s run this thing back, baby!”

Even once the Chiefs boarded their busses to head to the airport for their flight home, players expressed their appreciation for Butker through their Twitter accounts.

*“Legend! @buttkicker7,”* Mahomes wrote.

*“THE BUTTKICKER!!”* wrote star tight end Travis Kelce.

*“His name is Harrison Butker,”* wrote defensive tackle Derrick Nnadi, *“and he has ice in his veins.”*

And similar to Thompson, Butker is building a strong reputation throughout the NFL for his consistency, no matter when he attempts his field goals. Butker has been successful in his last 18 field goals, including the postseason. His last miss also happens to be when the Chiefs had their last loss, on Nov. 10, 2019, when KC fell to the Tennessee Titans.

Prior to his game-winning kick, Butker’s first field goal Sunday was also from 58 yards — the longest make of his career — on the opposite side of the field. The coup put Butker in the Chiefs’ record book, as he joined Nick Lowery in tying the franchise record for the longest made field goal.

“For me to take it to the next level, I have to have some longer kicks,” Butker said after Sunday’s game. “In 2018, my (longest) was 54 (yards), which is OK, kind of middle of the pack. Last year, making a 56-yarder was big. But now, I feel comfortable from 58 and beyond. I think that’s what I’ve got to start doing, separating myself from the rest of the kickers in the league and start making longer field goals.

“I’m super thankful for (special teams) Coach (Dave) Toub and Coach Reid for trusting me and letting us attempt those long field goals.”

In his fourth season, Butker, 25, pushed himself in the summer to extend his maximum distance without sacrificing accuracy. As part of his training, Butker altered his diet. Listed at 6-foot-4 and 205 pounds, Butker lost some body fat to help improve the power in his field goals and kickoffs. He found inspiration in Cristiano Ronaldo, the superstar soccer player who is known for his fitness when performing on the pitch for Juventus F.C.

By late July, weeks before the Chiefs’ training camp, Butker had seen the benefits of his training in making 70-yard field goals while working out on a high school field.

In camp, Butker worked to show Reid and Toub that he would be consistent at longer field-goal attempts. Butker proved himself in making a 62-yard field goal during a camp practice inside Arrowhead Stadium.

“Last season, I don’t know if I would’ve been consistent from that distance,” he said. “If you look back to 2017 against the Texans, same turf and 49-yarder at the end of the game, (I) barely made it over (the crossbar). I definitely have a stronger leg. A day like (Sunday), where you’re indoors basically with no wind, I was able to hit from 67 (yards) before the game and 70 (yards) at halftime.

“Last year, I don’t think I would’ve made all three of those (kicks). Hopefully I would’ve made the last one. I definitely feel stronger and more accurate this season.”

In just 53 total games, Butker has achieved plenty in his career. He helped the Chiefs win the Super Bowl, of course, but he also has the team's record for the most made field goals in a single season and has 445 career points, the sixth-most in franchise history. But Butker has yet to earn Pro Bowl or All-Pro honors, goals he wants to capture this season.

The man he will likely compete against for such awards is Justin Tucker, the Baltimore Ravens' stellar kicker. A four-time All Pro, including the past two seasons, Tucker has made 90.9 percent of his field-goal attempts in his nine-year career. Butker has made 90.2 percent of his kicks.

Next for the Chiefs (2-0) is a road game against the Ravens (2-0), one of the biggest matchups of the season that will be played Monday night for a national TV audience. Butker plans to be the best kicker on the field.

"I guess I've got to break the (Chiefs') record and beat Nick Lowery," he said, smiling. "Hopefully next week, Monday Night Football."

### **Injury update**

In Reid's news conference Monday, he said that he expects cornerback Charvarius Ward (fractured left hand) to participate in practice at some point later this week.

The Chiefs could also add defensive tackle Mike Pennel to their active roster this week. Known for helping the Chiefs' run defense improve last season, Pennel finished serving his two-game suspension Sunday.

"There's a chance he's back up and ready to go," Reid said of Pennel. "There's a good chance."

Reid said the illness that forced star defensive end Frank Clark to miss the second half was the same stomach issue the six-year veteran dealt with last season. In December, Clark had a stomach virus in which he lost 12 pounds that required him to see a gastroenterologist after being evaluated by Dr. Mike Monaco, who works with the Chiefs' medical staff. Once he regained his health, Clark said he learned he needed to be disciplined with his diet to help prevent too much acid from being in his stomach.

On his Twitter account Monday, Clark said his biggest issue was not staying hydrated enough during Sunday's game.

"He's had this for a number of years, so he works through it," Reid said. "Nobody wants to be out there more than him. That's never a question with Frank Clark. He loves playing the game, but it's something that he battles through. Our doctors try to monitor it and keep it under control as best they can."



(Tyrann Mathieu)

## **Tyrann Mathieu Foundation registering people to vote at Union Station event**

Travis Meier

September 22, 2020

Fox 4 KC

KANSAS CITY, Mo. — The Honey Badger is celebrating National Voter Registration Day with a special registration event at Union Station called, “Flex Your Freedom.”

Tyrann Mathieu Foundation is teaming up with Harvester today, Sept. 22, to give away meals to 320 low-income families, a nod to his jersey number 32. Those families all pre-registered and have been picked beforehand.

Families receiving the donations will come to Union Station at 9 a.m. and will be able to register to vote when they come here to pick up their food.

However, the registration isn’t just for those families — it’s for everyone. Registration will open to the rest of the public at 11 a.m. There will be options to apply for a mail-in ballot and vote early, in-person as an absentee voter. There will also be information on notarizing your ballot.

The deadline to register to vote in Missouri is Oct. 7. In Kansas, it’s Oct. 13.

Mathieu’s foundation said in a statement that he is hoping that Black voters come out, a demographic often underrepresented at the polls. Black voter turnout also declined between 2012 and 2016, according to the [Brookings Institute](#) in Washington D.C.

“Flex Your Freedom” also aligns with the start of in person absentee voting in Missouri today. To vote absentee, you must meet one of these qualifications – which includes being out of town on election day; having a disability that prevents you from going to the polls; or having an increased risk of getting COVID-19.

The event will end at 2 p.m.

(Patrick Mahomes)

## **What a year: Chiefs' Patrick Mahomes named one of Time's most influential people**

Sam McDowell

September 23, 2020

KC Star

Chiefs quarterback Patrick Mahomes has forever changed Kansas City, the architect of a Super Bowl parade that strolled down Grand Boulevard.

But his reach stretches far beyond Kansas City.

Mahomes has been named one of Time's 100 most influential people in the world in 2020, [joining celebrities, activists, political figures and the President](#).

"There is a lot more promise in Patrick Mahomes' future than just on-field accolades," said Yankees Hall of Fame shortstop Derek Jeter, [who wrote on Time's selection of Mahomes](#). "He already has started to build a legacy as one of the most impactful athletes of his generation, and I, for one, am excited to see what is next."

What a year it's been.

As the quarterback of the Super Bowl champions, sure.

But also as a recently turned 25-year-old with the city at his fingertips.

Mahomes led the Chiefs to their first NFL championship in 50 seasons, three straight comeback wins guiding their postseason fate. He became the youngest player in league history to stash both regular season and Super Bowl MVP honors and then was rewarded with the richest contract the NFL has ever seen.

On the field, his play spoke for itself.

Off it, his voice became louder than ever. Mahomes thrust himself into the center of the Black Lives Matter movement in the wake of George Floyd's death, appearing in a video among other NFL stars that demanded the league office recognize social injustices and the systematic oppression of Black people. A day later, NFL commissioner Roger Goodell obliged.

"[Enough is enough](#)," Mahomes said then. "We've got to do something about this. I'm blessed to have this platform. Why not use it?"

"As I've gotten older, and I know I'm still young, I've learned a lot, and I think that was one of the things (I learned). I know I have this platform. I know everyone's not going to agree with it, but I'm going to do my best to make the world a better place, and this is the right moment to do it."

In actionable ways, Mahomes has taken part in voter registration causes, enlisting teammates' support, including star safety Tyrann Mathieu. Partially as a result of that push, [Arrowhead Stadium will be transformed into a voting location this November](#).

“What I’ve really appreciated the last couple of years is how engaged the leaders on our team are, and I’ll just take Patrick and Tyrann as examples,” Chiefs chairman and CEO Clark Hunt said. “They’re very engaged. They want to make a difference. They want to do things that are going to make our country better — things that are going to help us get along as a country.”

And he’s just getting started — at least in Kansas City.

Mahomes signed a 10-year contract extension that will keep him here through at least 2031. The compensation isn’t too bad — he will be paid \$503 million over those 10 seasons, the most lucrative contract in American professional sports.

Months after signing it, he stood inside Arrowhead Stadium with his teammates as they received Super Bowl LIV rings.

That evening, he presented his longtime girlfriend, Brittany Matthews with her own ring, getting engaged to his high school sweetheart.

What a year, indeed.

(Harrison Butker)

## **Butker's Chiefs breakout was a lifetime in the making: 'I'm trying to be a robot'**

Sam Mellinger

September 25, 2020

KC Star

Harrison Butker talks about kicking the way an architect might discuss floorspace. He is particular. He is precise. Three steps back, two to the side. That's his starting point. Each step is the same. Every time.

The Chiefs' placekicker knows what his body lean is supposed to feel like during the kick. Knows how his feet are to be positioned. Knows the specific part of his foot that should hit the ball, the trajectory the ball should take, and exactly what it should look like going through.

To emphasize these points, he keeps a notebook. A thick notebook. He's obsessive. When he feels good, he writes down why. When he feels bad, he searches for answers, and leaves clues for the next time.

If this sounds robotic, well, that's the idea.

"In my mind, I'm trying to be a robot," he said. "So, OK, if someone's trying to make a robot, to be the most consistent kicker ever, they would look the same every time. How can I look the same every single kick?"

Butker's last game was the best of his life: two 58-yard field goals, including the game winner in overtime. Another kick to force overtime. Two more — one from 53, the other 58 — before the winner that didn't count.

His next game will be on Monday Night Football, in one of the NFL's most anticipated games of the year. Mahomes-Jackson will eat up the headlines, and that's how it should be, but Butker and the Ravens' Justin Tucker might be the game's best kickers, too.

This is the week of Butker's professional life, in other words, and it's been a long time coming.

The Chiefs have employed some of the best in the sport's history — Jan Stenerud, Nick Lowery, Morten Andersen. None ever had a day quite like Butker's. To casual fans, this looks sudden. Kickers are anonymous between the extremes of Lin Elliott and Adam Vinatieri.

But this has been a lifetime in the making. Butker is gifted both physically and mentally. People don't often think of kickers as athletes. People don't often think of kickers watching film. Butker is the former, and he does a lot of the latter.

Butker was a four-year starter, two-year captain and central defender who won three state soccer championships in high school. He grew up wanting to be a professional soccer player —

he leaves clues about that background in his celebrations, which we'll get to in a minute — and was good enough for Division I programs to be interested.

But when his club team transitioned to year-round competition, he didn't want to give up basketball and football. By then, Butker felt himself losing a little love for soccer, drawn instead toward the big crowds and excitement of football.

Lamar Owens recruited Butker to Georgia Tech (he chose Tech over Auburn). Owens remembers watching Butker dunking during basketball games — Butker is 6-foot-4 [with a 42-inch vertical](#) — and his high school football coaches wanting him to play receiver.

This summer, on a day he said the Weather Channel reported 15 mph winds in Kansas City, [Butker hit from 77 yards](#).

“Just an all around athlete,” Owens said. “I tell people all the time: He's not just a kicker. He's a competitor, he's an athlete.”

Smart, too. That stuff about becoming a robot? Comes by that honestly. Butker's dad is a computer programmer for Truist and brought that perspective to Butker's sports.

Whatever the result, good or bad, father and son would pause after and think deliberately: *How can we make it better?*

Butker is among the many athletes who reference Kobe Bryant's influence: learn from the best, obsess over details, relentless pursuit of improvement.

“Any guy at the top of their sport, or whatever their craft is, they have to be detail-oriented,” Butker said.

Butker had a standout career at Georgia Tech. He is the school's all-time leading scorer, a captain as a senior. He kicked a walkoff field goal against Virginia Tech as a sophomore and the winning extra point with 30 seconds left against Georgia as a senior.

The path of the kicker is never easy, though. Just three were drafted in Butker's class in 2017, and only seven more have been taken in the three drafts since. The league provides just 32 of these jobs, and teams don't often expend heavy capital to fill them.

Butker was the third kicker taken in 2017, going in the seventh round and 233rd overall to the Panthers. That put him in a competition with Graham Gano, who was coming off his worst season for accuracy since being released by Washington six years earlier.

But Gano responded that preseason. He and Butker performed similarly. The Panthers chose Gano and put Butker on their practice squad. A few teams reached out with invitations for him to try out, but that would've required Butker to give up his place with the Panthers.

By then, he'd made peace with not kicking in games that year. He and Gano and the other specialists had formed strong relationships. He felt like he was improving, and learning, benefiting in part from long snapper J.J. Jansen's extensive note taking.

But then the Chiefs called. Cairo Santos — who, if nothing else, will be remembered as the reason Patrick Mahomes doesn't wear No. 5 anymore — had been injured after three games. The Chiefs went through their database, going back through the most recent draft process as well as available veterans.



They didn't have a seventh-round pick in 2017. If they did, they may have done the same thing the Panthers did with Butker. They kept coming back to Butker. His tape from the preseason looked good.

In retrospect, it's another fortunate break for the team that's had so many in recent years — they upgraded the position, and who knows, if Santos' injury came a week or two later, maybe someone else would've picked up Butker.

The Chiefs were desperate for a kicker. They offered Butker the job, straight up, no tryout.

"How are you going to turn that down?" Butker said. "The whole reason you're on a practice squad is to make a 53-man roster."

When he arrived, he still didn't know if he was up for it. Kicking can be a lonely business, especially without confidence, and especially without results.

When Butker arrived in Kansas City, special teams coach Dave Toub showed him his draft notes, which had Butker No. 1 in the class. The scouting staff's evaluations agreed.

That helped, but not as much as hitting the game-winning 43-yarder on Monday Night Football in his career debut.

"That was the first time I proved to myself that I was good enough for the NFL," Butker said. "Because I did it in a regular-season game, on a pretty big stage."

Butker has been as close to that perfect robot as could be reasonably expected. He has missed just twice inside 50 yards in the last three seasons. His 58-yarders against the Chargers are the two longest made kicks of this young season, and his 90.2 percent career accuracy ranks second all-time to Tucker.

We promised you something, about Butker's celebrations being influenced by his soccer background. When he hit the game winner against the Chargers — his third make, but the first that counted — Butker did not watch the ball go through the uprights.

He took his three steps back, two to the side, same as always. His body lean was perfect. His foot placement on point. The ball felt just as it should off his foot, and the 4 seconds or so it takes a kicked football to travel 58 yards is simply too long to keep that much adrenaline inside.

So before the ball went through, and before the officials raised their arms, Butker turned away from the field and threw his hands in the air, walking toward his teammates on the sideline like a man who'd just conquered the world. Soccer players do this, you know. They score the goal and then sprint the other way, waiting to be mobbed by their teammates.

Butker has done this before. Once this training camp, actually, he did it after kicking from 69 yards. But that one bounced off the crossbar, falling short. Oops. This time, he felt a split-second of panic. He did not hear the customary celebration.

Then he remembered: no fans.

And so he went right back to screaming, the best feeling an athlete can have, carried off the field by his happy teammates.